Washington Nationals - 2014

Washington Nationals @ New York Mets

Tradition Field, Port St. Lucie, FL

Fri Feb 28 2014, 1:12 PM - 4:03 PM EST

Att. 4,276 - Sunny - 71 F

TOP

livebaseballscorecards.com

Batter	1	2	3	4	5	6	7	8	9	AB	R	H	RBI	BB	SO	LOB
15 Nate McLouth, L (1, 9)	F7			K		FC4-6 1-2f	E9 1-3 2-H 1B		FC6-2-5 3-H	2	0	0	0	0	1	0
21 Steven Souza Jr., R (4, 9) OBP: 0.333, SLG: 0.333										3	0	1	0	0	0	2
8 Danny Espinosa, S (1, 4)	G5-3			P6		G6-3	G5-3		F7	2	0	0	0	0	0	0
18 Mike Fontenot, L (4, 4)										3	0	0	0	0	0	4
11 Ryan Zimmerman, R (1, 5)	K			K		BB		F8		2	0	0	0	0	2	0
1 Jamey Carroll, R (4, 5)										1	0	0	0	1	0	0
10 Will Rhymes, L (8, 5)										0	0	0	0	0	0	0
25 Adam LaRoche, L (1, 3) OBP: 0.500, SLG: 0.500		K			20 FC4-6 1B	K		4 2B		2	0	1	0	0	1	0
63 Matt Skole, L (5, 3) OBP: 0.500, SLG: 1.000										2	1	1	0	0	1	2
20 Ian Desmond, R (1, 6)		F8			FC4-6 40 S 40 2B 1-2f		62 2B 2B	23 F7 2-H 2B		2	1	0	0	0	0	1
4 Zach Walters, S (5, 6) OBP: 1.000, SLG: 2.000										2	1	2	1	0	0	0
40 Wilson Ramos, R (1, 2) OBP: 0.500, SLG: 1.000	G6-3				12 WP 1-H 2B		F8	F7 2-3		2	0	1	1	0	0	0
23 Jhonatan Solano, R (5, 2)										2	0	0	0	0	0	2
12 Tyler Moore, R (1, 10)			K		G4-3 2-3		21 1B 21 E 2-H 2B		G3	2	0	0	0	0	1	1
62 Kovie Hill, S (7, PH) OBP: 0.500, SLG: 1.000 (7, 10)										2	1	1	1	0	0	0
7 Scott Hairston, R (1, 7)			K		K2-3		G5-3		68 WP 68 3B 1B	2	0	0	0	0	2	1
26 Jeff Kobernus, R (5, 7) OBP: 0.500, SLG: 0.500										2	1	1	0	0	0	1
3 Eury Pérez, R (1, 8) OBP: 0.500, SLG: 0.500			F9			21 FC4-6 1B	21 E BB		21 FC6-2-5 1-H 3B	2	0	1	0	0	0	0
68 Michael Taylor, R (6, 8) OBP: 1.000, SLG: 3.000										1	0	1	1	1	0	0
Inning Stats	R: 0 E: 0 K: 1 S: 5 H: 0 LOB: 0 BB: 0 P: 5	R: 0 E: 0 K: 1 S: 5 H: 0 LOB: 0 BB: 0 P: 5	R: 0 E: 0 K: 2 S: 7 H: 0 LOB: 0 BB: 0 P: 7	R: 0 E: 0 K: 2 S: 7 H: 0 LOB: 0 BB: 0 P: 7	R: 1 E: 0 K: 1 S: 7 H: 2 LOB: 1 BB: 0 P: 9	R: 0 E: 1 K: 1 S: 6 H: 1 LOB: 2 BB: 1 P: 10	R: 2 E: 1 K: 0 S: 6 H: 3 LOB: 2 BB: 1 P: 10	R: 1 E: 0 K: 0 S: 4 H: 2 LOB: 0 BB: 0 P: 4	R: 1 E: 0 K: 0 S: 5 H: 2 LOB: 1 BB: 0 P: 6	1B: 4 2B: 5 3B: 1 HR: 0	SF: 0 SAC: 0 DP: 0 HBP: 0						

	AB	36
	R	5
	H	10
	RBI	4
	BB	2
	SO	8
	LOB	14

WP: 2 PB: 0 SB: 1 CS: 0 PA: 38

PITCHER		IP	WLS	BF	H	R	ER	SO	BB	IBB	HBP	BLK	WP	HR	S	P	ERA	WHIP
50 Rafael Montero, R ERA:	(1, 1)	2.0		6	0	0	0	2	0	0	0	0	0	0	10	10	0.00	0.000
48 Jacob deGrom, R ERA:	(3, 1)	2.0		6	0	0	0	4	0	0	0	0	0	0	14	14	0.00	0.000
62 Erik Goeddel, R ERA: 9.0	(5, 1)	1.0		5	2	1	1	1	0	0	0	0	1	0	7	9	9.00	2.000
61 Miguel Socolovich, R ERA:	(6, 1)	1.0	H	5	1	0	0	1	1	0	0	0	0	0	6	10	0.00	2.000
73 Adam Kolarek, L ERA: 9.0	(7, 1)	1.0	H	7	3	2	1	0	1	0	0	0	0	0	6	10	9.00	4.000

PITCHER		IP	WLS	BF	H	R	ER	SO	BB	IBB	HBP	BLK	WP	HR	S	P	ERA	WHIP
71 Gonzalez Germen, R ERA: 9.0	(8, 1)	1.0	B	4	2	1	1	0	0	0	0	0	0	0	4	4	9.00	2.000
46 Jeff Walters, R ERA: 9.0	(9, 1)	1.0	L	5	2	1	1	0	0	0	0	0	1	0	5	6	9.00	2.000

BOTTOM

Washington Nationals @ New York Mets

Tradition Field, Port St. Lucie, FL

Fri Feb 28 2014, 1:12 PM - 4:03 PM EST

Att. 4,276 - Sunny - 71 F

livebaseballscorecards.com

Batter	1	2	3	4	5	6	7	8	9	AB	R	H	RBI	BB	SO	LOB
1 Chris Young, R (1, 7) OBP: 0.500, SLG: 0.500 9 Kirk Nieuwenhuis, L (5, 7) OBP: 0.500, SLG: 0.500 30 Andrew Brown, R (9, PH)	0-0 1B	CCC 0-3 ② K	0-0 65 2B 1-2 1B	SSS 0-3 ③ K	0-0 G5-3 ②					2 2 1	0 1 0	1 1 0	0 0 0	0 0 0	1 1 0	1 2 0
11 Rubén Tejada, R (1, 6) 70 Wilfredo Tovar, R (6, 6) OBP: 1.000, SLG: 1.000 0 Omar Quintanilla, L (7, PR) (8, 6) 19 Zach Lutz, R (9, PH)	0-0 ① F8	0-0 ③ L5	0-0 ② P3				0-0 65 G4-3 1B		CCS 0-3 ③ K	3 1 0 1	0 1 0 0	0 1 0 0	0 0 0 0	0 0 0 1	0 0 0 0	4 0 0 0
3 Curtis Granderson, L (1, 9) 65 César Puello, R (5, 9) OBP: 0.500, SLG: 1.000	0-0 ② F7			0-0 ① G4-3	0-0 29 HR 1-H 2-H 2B		0-0 ① ② G4-3 1-2f			2 2	0 1	0 1	0 2	0 0	0 0	1 1
29 Ike Davis, L (1, 3) OBP: 0.333, SLG: 1.333 60 Brandon Allen, L (6, 3)	CCC 0-3 ③ K			0-0 ② F8	B 1-0 2-H HR		0-0 ③ G3			3 1	1 0	1 0	2 0	0 0	1 0	1 1
13 Josh Satin, R (1, 5) OBP: 0.500, SLG: 0.500 68 Eric Campbell, R (5, 5)		0-0 ① G6-3	0-0 21 2B 1B	0-0 ③ F8				0-0 ① G6-3		2 2	0 0	1 0	0 0	0 0	0 0	0 0
21 Lucas Duda, L (1, 10) OBP: 0.333, SLG: 0.667 82 Matt Clark, L (8, PH) OBP: 1.000, SLG: 1.000 (9, 10)		0-0 ② F8		0-0 1-3 2B		0-0 ① G3		0-0 1B		3 1	0 0	1 1	0 0	0 0	0 0	0 0
4 Wilmer Flores, R (1, 4) 64 Danny Muno, S (7, 4)	CSS 0-3 ③ K			0-0 ③ G1-3		0-0 ② G6-3		SSS 0-3 ② K		3 1	0 0	0 0	0 0	0 0	1 1	2 1
15 Travis d'Arnaud, R (1, 2) OBP: 0.500, SLG: 1.000 20 Anthony Recker, R (6, 2)			0-0 2B		BBBB 0-0 ① P4	4-0 12 2B BB		SSS 0-3 ③ K		2 1	0 0	1 0	0 0	0 1	0 1	0 1
12 Juan Lagares, R (1, 8) OBP: 0.667, SLG: 1.000 6 Matthew den Dekker, L (7, 8)			CSS 0-3 ① K		0-0 9 1B 65 2B 1B	0-0 1-3 2B			0-0 ① L5	3 1	1 0	2 0	0 0	0 0	1 0	1 0
Inning Stats	R: 0 E: 0 K: 1 S: 6 H: 1 LOB: 1 BB: 0 P: 6	R: 0 E: 0 K: 1 S: 5 H: 0 LOB: 0 BB: 0 P: 5	R: 0 E: 0 K: 2 S: 8 H: 1 LOB: 1 BB: 0 P: 8	R: 0 E: 0 K: 0 S: 5 H: 2 LOB: 2 BB: 0 P: 5	R: 4 E: 0 K: 0 S: 7 H: 4 LOB: 0 BB: 0 P: 8	R: 0 E: 0 K: 1 S: 6 H: 1 LOB: 2 BB: 1 P: 10	R: 0 E: 0 K: 0 S: 3 H: 1 LOB: 1 BB: 0 P: 3	R: 0 E: 0 K: 2 S: 8 H: 1 LOB: 1 BB: 0 P: 8	R: 0 E: 0 K: 1 S: 5 H: 0 LOB: 0 BB: 0 P: 5	1B: 6 2B: 4 3B: 0 HR: 1	SF: 0 SAC: 0 DP: 1 HBP: 0						

	AB	37
	R	4
	H	11
	RBI	4
	BB	1
	SO	8
	LOB	16

WP: 0 PB: 0 SB: 0 CS: 0 PA: 38

PITCHER	IP	WLS	BF	H	R	ER	SO	BB	IBB	HBP	BLK	WP	HR	S	P	ERA	WHIP
38 Taylor Jordan, R (1, 1) ERA:	2.0		7	1	0	0	2	0	0	0	0	0	0	11	11	0.00	0.500
69 A.J. Cole, R (3, 1) ERA:	2.0		9	3	0	0	2	0	0	0	0	0	0	13	13	0.00	1.500
71 Christian Garcia, R (5, 1) ERA: 36.0	1.0	B	7	4	4	4	0	0	0	0	0	0	1	7	8	36.00	4.000
31 Xavier Cedeño, L (6, 1) ERA:	1.0		5	1	0	0	1	1	0	0	0	0	0	6	10	0.00	2.000
30 Aaron Barrett, R (7, 1) ERA:	1.0		3	1	0	0	0	0	0	0	0	0	0	3	3	0.00	1.000

PITCHER	IP	WLS	BF	H	R	ER	SO	BB	IBB	HBP	BLK	WP	HR	S	P	ERA	WHIP
17 Manny Delcarmen, R (8, 1) ERA:	1.0	W	4	1	0	0	2	0	0	0	0	0	0	8	8	0.00	1.000
45 Tyler Robertson, L (9, 1) ERA:	1.0	S	3	0	0	0	1	0	0	0	0	0	0	5	5	0.00	0.000

Batter	1	2	3	4	5	6	7	8	9	AB	R	H	RBI	BB	SO	LOB
17 Jordan Schafer, L (1, 8) OBP: 0.444, SLG: 0.625 25 Joey Terdoslavich, S (5, 9) OBP: 0.571, SLG: 0.500	19 G6-3 1B		BBB 5 2B 1-2 BB	E4 1-H 2B	19 1B 2B	67 2B 1-3 2B		G3-1		3 1 3 1 1 0 0 2 0 1 0 0 0 0						
19 Andrelton Simmons, R (1, 6) OBP: 0.333, SLG: 0.250 67 Elmer Reyes, R (5, PR) OBP: 0.333, SLG: 0.500 (5, 6)	G6-3 1-2f		F9 2-3	G6-3	59 1B 83 1B 2-H 1B	2-3 3-H 2B		83 1B 59 1B 1B		4 0 1 1 0 0 4 2 1 2 1 0 0 0						
5 Freddie Freeman, L (1, 3) OBP: 0.500, SLG: 0.714 59 Ernesto Mejia, R (5, PH) OBP: 0.556, SLG: 0.778 (5, 3)	G6-3		1-3 3-H 2B	E4 23 2B 7 1B 83 1B 14 1B 1-2 1B	G6-3	7 G5-3 83 1B 1-2 1B				3 1 1 1 0 0 0 3 1 2 0 0 0 2						
4 Ryan Doumit, S (1, 2) OBP: 0.250, SLG: 0.500 83 Steven Lerud, L (5, PH) OBP: 0.667, SLG: 0.667 (5, 2)	G3-1	F8	K 7 1B 14 1B 1-2 2-H 1B	F8	1-2 2-3 1B					3 0 0 0 0 1 3 3 1 2 1 0 0 2						
23 Chris Johnson, R (1, 5) OBP: 0.375, SLG: 0.750 7 Tyler Greene, R (5, PR) OBP: 0.286, SLG: 0.167 (5, 5)	G5-3	SSC K	26 1B 1-H 2B 14 1B 1-2 2-3 1B	BBBB 14 1B BB	G5-3 2-3f					3 0 1 1 0 1 0 2 1 1 0 1 0 3						
26 Dan Uggla, R (1, 4) OBP: 0.750, SLG: 0.750 14 Ramiro Pena, S (5, PH) OBP: 0.429, SLG: 0.571 (5, 4)	SSS K	BBBB 84 1B 86 1B BB	84 1B 86 E 2-H 1B 1-3 2-H 3-H 1B	1-2 1B	F7					2 2 1 1 1 1 0 3 0 2 2 0 0 0						
84 Tommy La Stella, L (1, 10) OBP: 0.500, SLG: 0.545	86 F8 13 1B 2B	86 1B 1-3 1B	86 E 1-3 1B F8	F8	G4-3					6 3 3 0 0 0 5						
86 Matt Lipka, R (1, 9) OBP: 0.333, SLG: 0.333 (5, 8)	F8 2-3	17 E 2-H 3-H 1B	E9 2-H 3-H 1B	G4-3	P3			13 E 1B		6 2 3 4 0 0 3						
13 Jose Constanza, L (1, 7) OBP: 0.231, SLG: 0.231	19 F9 17 WP 5 2B 3-H 1B	SSS K	G4-3	25 2B 67 2B 1B	F7			SSS K 1-3		6 2 2 1 0 2 5						
Inning Stats	R: 0 E: 0 K: 0 S: 3 H: 1 LOB: 0 BB: 0 P: 3	R: 0 E: 0 K: 1 S: 5 H: 0 LOB: 0 BB: 0 P: 5	R: 2 E: 0 K: 0 S: 6 H: 3 LOB: 2 BB: 1 P: 10	R: 3 E: 1 K: 2 S: 10 H: 3 LOB: 1 BB: 1 P: 14	R: 9 E: 2 K: 1 S: 16 H: 10 LOB: 3 BB: 0 P: 16	R: 1 E: 0 K: 0 S: 6 H: 3 LOB: 2 BB: 0 P: 6	R: 0 E: 0 K: 0 S: 4 H: 1 LOB: 2 BB: 1 P: 8	R: 0 E: 0 K: 0 S: 5 H: 3 LOB: 2 BB: 0 P: 5	R: 0 E: 0 K: 1 S: 6 H: 1 LOB: 1 BB: 0 P: 6	1B: 18 2B: 7 3B: 0 HR: 0 SF: 0 SAC: 0 DP: 2 HBP: 0						

TOP

Atlanta Braves @ Washington Nationals

Space Coast Stadium, Viera, FL

Sat Mar 01 2014, 1:08 PM - 5:06 PM EST

Att. 5,584 - Partly Cloudy - 80 F

livebaseballscorecards.com

AB	51
R	15
H	25
RBI	14
BB	3
SO	5
LOB	27

WP: 1 PB: 0 SB: 0 CS: 0 PA: 54

PITCHER		IP	WLS	BF	H	R	ER	SO	BB	IBB	HBP	BLK	WP	HR	S	P	ERA	WHIP
27 Jordan Zimmermann, R ERA:	(1, 1)	2.0		6	1	0	0	1	0	0	0	0	0	0	8	8	0.00	0.500
50 Matt Purke, L ERA: 27.0	(3, 1)	1.1		10	4	4	4	1	2	0	0	0	1	0	10	18	27.00	4.500
64 Blake Treinen, R ERA: 36.0	(4, 1)	1.0		10	6	7	5	2	0	0	0	0	0	0	14	14	45.00	6.000
74 Josh Roenicke, R ERA: 54.0	(5, 1)	0.2		8	6	3	3	0	0	0	0	0	0	0	8	8	40.50	9.000
73 Felipe Vázquez, L ERA: 9.0	(6, 1)	1.0	W	6	3	1	1	0	0	0	0	0	0	0	6	6	9.00	3.000

PITCHER		IP	WLS	BF	H	R	ER	SO	BB	IBB	HBP	BLK	WP	HR	S	P	ERA	WHIP
46 Clay Hensley, R ERA:	(7, 1)	1.1	H	9	4	0	0	0	1	0	0	0	0	0	8	12	0.00	3.750
56 Luis Ayala, R ERA:	(8, 1)	1.2	S	5	1	0	0	1	0	0	0	0	0	0	7	7	0.00	0.600

Batter	1	2	3	4	5	6	7	8	9	AB	R	H	RBI	BB	SO	LOB
2 Denard Span, L (1, 8) OBP: 0.667, SLG: 0.667	G1-3		12 S 34 S 12 SF8 2-3 1B	6 G6-3 12 1B 1-2 1B	18 G4-3 18 WP 26 G6-3 BB	18 2B 1-2 2-3 3-H BB		G4-6-3 1-2f		3	1	2	0	0	0	0
67 Brian Goodwin, L (4, PR) (5, 8)										1	3	0	1	2	0	1
6 Anthony Rendon, R (1, 4) 18 Mike Fontenot, L (5, 4) OBP: 0.167, SLG: 0.333	K		SF7 3-H	G6-3 1-2 2-3	G4-3 1-3 2-H 3-H	26 G6-3 63 1B 1-H 2-H 3-H 2B		G4-3		2	0	0	1	0	1	2
										3	1	1	4	0	0	1
34 Bryce Harper, L (1, 7) 26 Jeff Kobernus, R (4, PR) (5, 7) OBP: 0.250, SLG: 0.250	L3		12 S 1-2 BB	12 1B BB	G6-3 3-H	G6-3 2-3				1	0	0	0	2	0	0
										2	0	0	1	0	0	1
12 Tyler Moore, R (1, 3) OBP: 0.200, SLG: 0.250 63 Matt Skole, L (4, PR) (5, 3) OBP: 0.750, SLG: 1.000		G5-3	SF8 1-2 2-H	1-2 2-H 3-H 1B	BB	1B 3-H				2	0	1	3	0	0	0
										1	0	1	1	1	0	0
8 Danny Espinosa, S (1, 6) 1 Jamey Carroll, R (5, 6)		G4-3	P2	G6-3	P6	G4-3				3	0	0	0	0	0	3
										2	0	0	0	0	0	2
59 Jose Lobaton, S (1, 2) OBP: 0.500, SLG: 0.500		4 1B 1B	G1-3	68 E 10 BB 19 2B BB	19 BB 10 BB 67 BB BB	K				2	0	1	0	0	0	0
41 Sandy León, S (5, 2)										1	2	0	0	2	1	0
4 Zach Walters, S (1, 5) OBP: 1.000, SLG: 1.667 10 Will Rhymes, L (5, 5)		21 FC6 1-2 1B	21 2B BB	68 E 19 2B 1-2 BB	67 BB 19 BB 18 2B 1-2 BB	F7				1	1	1	0	1	0	0
										1	2	0	0	2	0	0
21 Steven Souza Jr., R (1, 9) OBP: 0.400, SLG: 0.600 68 Michael Taylor, R (5, 9) OBP: 0.400, SLG: 0.750	FC6 1-2f		16 S 16 1B 1-H 2B	FC6 19 2B 18 WP 1-2 2-3	K	G4-3				2	1	1	1	0	0	2
										3	1	0	0	0	1	4
16 Brock Peterson, R (1, 10) OBP: 1.000, SLG: 1.500 19 Chris Snyder, R (5, PH) OBP: 1.000, SLG: 1.500			2 1B 6 SF7 2B	6 G6-3 2 1B 12 1B 2-H 1B	18 WP 18 G4-3 1-3 2-H 3-H 2B	67 BB 18 2B 1-2 2-3 BB		67 G4-6-3 1B		2	2	2	1	0	0	0
(6, 10)										2	2	2	2	1	0	0
Inning Stats	R: 0 H: 0 E: 0 LOB: 0 K: 1 BB: 0 S: 5 P: 5	R: 0 H: 2 E: 0 LOB: 2 K: 0 BB: 0 S: 5 P: 5	R: 2 H: 2 E: 0 LOB: 1 K: 0 BB: 1 S: 5 P: 10	R: 4 H: 4 E: 0 LOB: 2 K: 0 BB: 2 S: 7 P: 16	R: 5 H: 1 E: 1 LOB: 1 K: 0 BB: 4 S: 5 P: 22	R: 5 H: 2 E: 0 LOB: 1 K: 1 BB: 4 S: 7 P: 23	R: 0 H: 0 E: 0 LOB: 0 K: 1 BB: 0 S: 5 P: 5	R: 0 H: 1 E: 0 LOB: 0 K: 0 BB: 0 S: 3 P: 3		1B: 8 SF: 2 2B: 4 SAC: 0 3B: 0 DP: 1 HR: 0 HBP: 0						

BOTTOM

Atlanta Braves @ Washington Nationals

Space Coast Stadium, Viera, FL

Sat Mar 01 2014, 1:08 PM - 5:06 PM EST

Att. 5,584 - Partly Cloudy - 80 F

livebaseballscorecards.com

AB	34
R	16
H	12
RBI	15
BB	11
SO	3
LOB	16

WP: 1 PA: 47
PB: 0
SB: 4
CS: 0

PITCHER		IP	WLS	BF	H	R	ER	SO	BB	IBB	HBP	BLK	WP	HR	S	P	ERA	WHIP
49 Julio Teheran, R ERA:	(1, 1)	2.0		8	2	0	0	1	0	0	0	0	0	0	10	10	0.00	1.000
66 Ryan Buchter, L ERA: 13.5	(3, 1)	1.0	B	6	2	2	2	0	1	0	0	0	0	0	5	10	18.00	3.000
38 Anthony Varvaro, R ERA: 27.0	(4, 1)	0.1	H	5	3	4	4	0	1	0	0	0	0	0	4	9	108.00	12.000
78 Mark Lamm, R ERA: 16.2	(4, 1)	0.2	B	8	2	4	3	0	3	0	0	0	0	0	5	17	40.50	7.500
65 Juan Jaime, R ERA: 4.5	(5, 1)	1.0		5	0	1	1	0	2	0	0	0	1	0	3	12	9.00	2.000

PITCHER		IP	WLS	BF	H	R	ER	SO	BB	IBB	HBP	BLK	WP	HR	S	P	ERA	WHIP
62 Wirfin Obispo, R ERA: 40.5	(6, 1)	0.1		5	0	4	4	1	4	0	0	0	0	0	3	19	108.00	12.000
81 Shae Simmons, R ERA: 10.13	(6, 1)	1.2	L	7	2	1	1	1	0	0	0	0	0	0	9	9	5.40	1.200
80 Atahualpa Severino, L ERA:	(8, 1)	1.0		3	1	0	0	0	0	0	0	0	0	0	3	3	0.00	1.000

Batter	1	2	3	4	5	6	7	8	9	AB	R	H	RBI	BB	SO	LOB
50 Matt Angle, L (1, 7) OBP: 0.500, SLG: 0.714 83 Austin Barnes, R (9, PH) OBP: 0.833, SLG: 1.667	C C C 0-3 ① K		x 0-0 39 FC4-6 1B		S S S 0-3 ② K		x 0-0 ② FC5-2 54 1B 3-H		x 0-0 ② F9	4 0 1 0 0 2 2 1 0 0 0 0 0 1						
17 Donovan Solano, R (1, 6) OBP: 0.429, SLG: 0.667 54 Juan Diaz, L (5, 6) OBP: 0.600, SLG: 0.500	S S S 0-3 ② K		S S S 0-3 ① K		x 0-0 1-H 2B		x 0-0 1-3 1B		x 0-0 ③ FC6-4 1-2f	3 0 1 1 0 2 1 2 0 1 0 0 0 1						
39 Jarrod Saltalamacchia, S (1, 2) OBP: 0.250, SLG: 0.143 53 Kyle Skipworth, L (5, 2)	x 0-0 ③ P6		x 0-0 ② FC4-6 1-2f		B B B B 4-0 BB		x 0-0 ③ G1-3			2 0 0 0 1 0 1 1 0 0 0 0 0 2						
13 Marcell Ozuna, R (1, 8) OBP: 0.286, SLG: 0.333 68 Brent Keys, L (8, 8) OBP: 0.500, SLG: 1.000		B B B B 4-0 10 G4-6-3 BB	S S S 0-3 ③ K		S S S 0-3 ③ K			S S S 0-3 ① K		3 0 0 0 1 3 3 0 0 0 0 0 0 0						
10 Jeff Baker, R (1, 5) OBP: 0.333, SLG: 0.333 74 Danny Black, L (6, 5)	x 0-0 ①② G4-6-3 1-2f	x 0-0 ① F8			x 0-0 5 G6-4-3 1B			x 0-0 ② G3		3 0 1 0 0 0 1 1 0 0 0 0 0 0						
32 Derek Dietrich, L (1, 4) OBP: 0.250, SLG: 0.500 86 Austin Nola, R (6, 4) OBP: 0.400, SLG: 0.400	x 0-0 5 1B 2B	x 0-0 ② F9			x 0-0 ① F8			x 0-0 1B		3 1 1 0 0 0 1 1 0 1 0 0 0 0						
5 Reed Johnson, R (1, 9) OBP: 0.333, SLG: 0.333 51 Joe Benson, R (6, 9)	x 0-0 2-H 1B	x 0-0 ③ F9			x 0-0 ②③ G6-4-3 1-2f			F x 0-1 ③ G6-3		3 0 1 1 0 0 1 1 0 0 0 0 0 1						
29 Greg Dobbs, L (1, 10) OBP: 0.250, SLG: 0.333 65 Kyle Jensen, R (7, PH) OBP: 0.500, SLG: 0.500 (7, 10)	x 0-0 ③ L3				x 0-0 17 2B 1B		x 0-0 E1 8 G4-3 50 FC5-2 1B		C C C 0-3 ① K	2 1 1 0 0 0 1 2 0 1 0 0 1 0						
59 Ed Lucas, R (1, 3) OBP: 0.286, SLG: 0.667 8 Ty Wigginton, R (5, 3) OBP: 0.286, SLG: 0.333			B B B S S x 3-2 HR		x 0-0 ① F7		x 0-0 ① G4-3 2-3		B B B B 4-0 54 FC6-4 BB	2 1 1 1 0 0 1 1 0 0 0 1 0 1						
Inning Stats	R: 0 H: 0 E: 0 LOB: 0 K: 2 BB: 0 S: 7 P: 7	R: 1 H: 2 E: 0 LOB: 1 K: 0 BB: 1 S: 4 P: 8	R: 1 H: 2 E: 0 LOB: 1 K: 2 BB: 0 S: 11 P: 14	R: 0 H: 0 E: 0 LOB: 0 K: 0 BB: 0 S: 3 P: 3	R: 1 H: 2 E: 0 LOB: 2 K: 2 BB: 1 S: 9 P: 13	R: 0 H: 1 E: 0 LOB: 0 K: 0 BB: 0 S: 3 P: 3	R: 0 H: 2 E: 1 LOB: 2 K: 0 BB: 0 S: 5 P: 5	R: 0 H: 1 E: 0 LOB: 1 K: 1 BB: 0 S: 7 P: 7	R: 0 H: 0 E: 0 LOB: 1 K: 1 BB: 1 S: 5 P: 9	1B: 7 SF: 0 2B: 2 SAC: 0 3B: 0 DP: 2 HR: 1 HBP: 0						

TOP

Miami Marlins @ Washington Nationals

Space Coast Stadium, Viera, FL

Sun Mar 02 2014, 1:08 PM - 4:00 PM EST

Att. 3,943 - Sunny - 85 F

livebaseballscorecards.com

AB	35
R	3
H	10
RBI	3
BB	3
SO	8
LOB	18

WP: 0 PA: 38
PB: 0
SB: 0
CS: 0

MIAMI

PITCHER		IP	WLS	BF	H	R	ER	SO	BB	IBB	HBP	BLK	WP	HR	S	P	ERA	WHIP
58 Doug Fister, R ERA: 4.5	(1, 1)	2.0		8	2	1	1	2	1	0	0	0	0	0	11	15	4.50	1.500
55 Chris Young, R ERA: 4.5	(3, 1)	2.0		8	2	1	1	2	0	0	0	0	0	1	14	17	4.50	1.000
35 Craig Stammen, R ERA: 9.0	(5, 1)	1.0	W	6	2	1	1	2	1	0	0	0	0	0	9	13	9.00	3.000
44 Sammy Solís, L ERA:	(6, 1)	2.0	H	8	3	0	0	0	0	0	0	0	0	0	8	8	0.00	1.500
60 Gabriel Alfaro, R ERA:	(8, 1)	1.0		4	1	0	0	1	0	0	0	0	0	0	7	7	0.00	1.000

PITCHER		IP	WLS	BF	H	R	ER	SO	BB	IBB	HBP	BLK	WP	HR	S	P	ERA	WHIP
13 Jerry Blevins, L ERA:	(9, 1)	1.0		4	0	0	0	1	1	0	0	0	0	0	5	9	0.00	1.000

Batter	1	2	3	4	5	6	7	8	9	AB	R	H	RBI	BB	SO	LOB
26 Jeff Kobernus, R (1, 4) OBP: 0.286, SLG: 0.571 1 Jamey Carroll, R (6, 4)	G5-3		G5-3		20 G4-3 3B 1-H		G6-3	G4-3 2-3		3 2	1 0	1 0	1 0	0 0	0 0	0 1
20 Ian Desmond, R (1, 6) 4 Zach Walters, S (6, 6) OBP: 1.000, SLG: 1.800	K 11 1B 11 S 40 1B		F7		G4-3 3-H		23 BB 62 BB 16 BB 1B	3B 3-H		3 2	1 1	0 2	1 1	1 0	0 0	0 0
11 Ryan Zimmerman, R (1, 10) OBP: 0.200, SLG: 0.200 62 Koyie Hill, S (7, PH) OBP: 0.500, SLG: 0.667 (8, 10)	40 1B 1-3 1B		G5-3		F8		16 BB 23 BB 63 2B 1-2 BB	F8		3 1	0 1	1 1	0 0	0 1	0 0	0 1
40 Wilson Ramos, R (1, 2) OBP: 0.600, SLG: 0.800 23 Jhonatan Solano, R (6, 2)	1-2 3-H 1B			25 HR 1B	G6-3		16 BB 63 2B 1-2 2-3 BB	G1-3		3 1	1 1	2 0	1 0	0 1	0 0	0 1
25 Adam LaRoche, L (1, 3) OBP: 0.500, SLG: 1.250 16 Brock Peterson, R (6, 3) OBP: 1.000, SLG: 1.333	K			1-H HR		E5 67 F8 1B	63 2B 68 SF8 1-2 2-3 3-H BB			2 1	1 1	1 1	2 1	0 1	1 0	2 0
6 Anthony Rendon, R (1, 5) 63 Matt Skole, L (6, 5) OBP: 0.667, SLG: 1.000	F8			K		K 1-3 2-H 3-H	68 SF8 2B			2 2	0 0	0 1	0 2	0 0	1 1	2 1
7 Scott Hairston, R (1, 7) 68 Michael Taylor, R (6, PR) OBP: 0.333, SLG: 0.750 (7, 7)		F7		P3		HBP	SF8 2-3 3-H			2 0	0 0	0 0	0 0	0 0	0 0	0 0
3 Eury Pérez, R (1, 8) OBP: 0.500, SLG: 0.333 67 Brian Goodwin, L (6, 8)		G4-3		15 F BB		F8 2-3	K			1 2	0 0	0 0	0 0	1 0	0 1	0 3
15 Nate McLouth, L (1, 9) OBP: 0.250, SLG: 0.250 21 Steven Souza Jr., R (6, 9) OBP: 0.429, SLG: 0.714		F9		F 1-2	26 3B 1B	F8		1 G4-3 4 3B 2B		3 2	1 1	1 1	1 0	0 0	0 0	1 2
Inning Stats	R: 1 H: 2 E: 0 LOB: 2 K: 2 BB: 0 S: 10 P: 11	R: 0 H: 0 E: 0 LOB: 0 K: 0 BB: 0 S: 3 P: 3	R: 0 H: 0 E: 0 LOB: 0 K: 0 BB: 0 S: 3 P: 3	R: 2 H: 2 E: 0 LOB: 0 K: 1 BB: 1 S: 7 P: 12	R: 2 H: 2 E: 0 LOB: 0 K: 0 BB: 0 S: 5 P: 5	R: 0 H: 1 E: 1 LOB: 2 K: 1 BB: 0 S: 6 P: 7	R: 4 H: 2 E: 0 LOB: 1 K: 1 BB: 3 S: 7 P: 19	R: 1 H: 2 E: 0 LOB: 1 K: 0 BB: 0 S: 5 P: 5		1B: 6 2B: 2 3B: 2 HR: 1	SF: 1 SAC: 0 DP: 0 HBP: 1				WP: 1 PB: 0 SB: 1 CS: 0	PA: 41	

PITCHER		IP	WLS	BF	H	R	ER	SO	BB	IBB	HBP	BLK	WP	HR	S	P	ERA	WHIP
52 Brad Hand, L ERA: 4.5	(1, 1)	2.0		9	2	1	1	2	0	0	0	0	1	0	13	14	4.50	1.000
35 Brian Flynn, L ERA: 9.0	(3, 1)	2.0	B	9	2	2	2	1	1	0	0	0	0	1	10	15	9.00	1.500
77 Bryan Evans, R ERA: 18.0	(5, 1)	1.0	L	5	2	2	2	0	0	0	0	0	0	0	5	5	18.00	2.000
80 Colby Suggs, R ERA:	(6, 1)	1.0		5	1	0	0	1	0	0	1	0	0	0	6	7	0.00	1.000
67 Edgar Olmos, L ERA: 108.0	(7, 1)	0.1		5	1	4	4	0	3	0	0	0	0	0	2	14	108.00	12.000

PITCHER		IP	WLS	BF	H	R	ER	SO	BB	IBB	HBP	BLK	WP	HR	S	P	ERA	WHIP
82 Nick Wittgren, R ERA:	(7, 1)	0.2		3	1	0	0	1	0	0	0	0	0	0	5	5	0.00	1.500
61 Michael Brady, R ERA: 9.0	(8, 1)	1.0		5	2	1	1	0	0	0	0	0	0	0	5	5	9.00	2.000

BOTTOM

Miami Marlins @ Washington Nationals

Space Coast Stadium, Viera, FL

Sun Mar 02 2014, 1:08 PM - 4:00 PM EST

Att. 3,943 - Sunny - 85 F

livebaseballscorecards.com

AB	35
R	10
H	11
RBI	10
BB	4
SO	5
LOB	14

Batter	1	2	3	4	5	6	7	8	9	AB	R	H	RBI	BB	SO	LOB
2 Denard Span, L (1, 8) OBP: 0.500, SLG: 0.500	C X 0-1 E3		X 0-0 ③ F8			X 0-0 12 G6-4-3 8 E 1-3 1B		S C S 0-3 ① K		3	0	1	0	0	0	0
68 Michael Taylor, R (6, 8) OBP: 0.286, SLG: 0.600										1	0	0	0	0	1	2
8 Danny Espinosa, S (1, 4)	X 0-0 ① F7			H 1-0 12 G6-4-3 HBP		X 0-0 E6 12 G6-4-3 1-2 3-H		X 0-0 ② F7		2	0	0	1	0	0	2
18 Mike Fontenot, L (6, 4) OBP: 0.143, SLG: 0.286										1	0	0	0	0	0	2
12 Tyler Moore, R (1, 7) OBP: 0.125, SLG: 0.143	S S S 0-3 ② K			X 0-0 ①② G6-4-3 1-2f		X 0-0 ①② G6-4-3 1-2f 2-3		X 0-0 ③ F8		3	0	0	0	0	1	4
67 Brian Goodwin, L (6, 7)										1	0	0	0	0	0	2
7 Scott Hairston, R (1, 10)	S S S 0-3 ③ K			X 0-0 ③ F7		S S S 0-3 ③ K			X 0-0 ① P4	2	0	0	0	0	1	1
41 Sandy León, S (6, PH) (6, 10)										1	0	0	0	0	1	1
Destin Hood, R (9, PH)										1	0	0	0	0	0	0
59 Jose Lobaton, S (1, 2) OBP: 0.250, SLG: 0.250		S S S 0-3 ① K			X 0-0 ① G4-3		X 0-0 ① G5-3		X 0-0 ② G6-3	2	0	0	0	0	1	0
19 Chris Snyder, R (6, 2) OBP: 0.600, SLG: 0.750										2	0	0	0	0	0	0
63 Matt Skole, L (1, 3) OBP: 0.500, SLG: 0.714		X 0-0 ② G6-3			C C C 0-3 ② K		X 0-0 ② G5-3		X 0-0 ③ G5-3	2	0	0	0	0	1	0
16 Brock Peterson, R (6, 3) OBP: 0.667, SLG: 0.800										2	0	0	0	0	0	0
4 Zach Walters, S (1, 6) OBP: 0.875, SLG: 1.857		S S S 0-3 ③ K			S S X 0-2 HR		X 0-0 ③ P3			2	1	1	1	0	1	0
11 Jason Martinson, R (5, 6)										1	0	0	0	0	0	0
10 Will Rhymes, L (1, 5)			X 0-0 ① G6-3		S C S 0-3 ③ K2-3			X 0-0 E6 21 1B		2	0	0	0	0	1	0
Cutter Dykstra, R (6, 5)										1	0	0	0	0	0	0
3 Eury Pérez, R (1, 9) OBP: 0.500, SLG: 0.400			X 0-0 ② G6-3			X 0-0 2 1B 8 E 1B		X 0-0 1-2 1B		2	1	1	0	0	0	0
21 Steven Souza Jr., R (6, 9) OBP: 0.500, SLG: 0.750										1	0	1	0	0	0	0
Inning Stats	R: 0 E: 1 K: 2 S: 9 H: 0 LOB: 1 BB: 0 P: 9	R: 0 E: 0 K: 2 S: 7 H: 0 LOB: 0 BB: 0 P: 7	R: 0 E: 0 K: 0 S: 3 H: 0 LOB: 0 BB: 0 P: 3	R: 0 E: 0 K: 0 S: 2 H: 0 LOB: 0 BB: 0 P: 3	R: 1 E: 0 K: 2 S: 10 H: 1 LOB: 0 BB: 0 P: 10	R: 1 E: 1 K: 1 S: 7 H: 2 LOB: 1 BB: 0 P: 7	R: 0 E: 0 K: 0 S: 3 H: 0 LOB: 0 BB: 0 P: 3	R: 0 E: 1 K: 1 S: 7 H: 1 LOB: 2 BB: 0 P: 7	R: 0 E: 0 K: 0 S: 3 H: 0 LOB: 0 BB: 0 P: 3	1B: 3 2B: 0 3B: 0 HR: 1	SF: 0 SAC: 0 DP: 2 HBP: 1					

TOP

Washington Nationals @ New York Yankees

George M. Steinbrenner Field, Tampa, FL

Mon Mar 03 2014, 1:07 PM - 3:29 PM EST

Att. 8,044 - Sunny - 77 F

livebaseballscorecards.com

AB	32
R	2
H	4
RBI	2
BB	0
SO	8
LOB	14

PITCHER		IP	WLS	BF	H	R	ER	SO	BB	IBB	HBP	BLK	WP	HR	S	P	ERA	WHIP
47 Iván Nova, R ERA: 4.15	(1, 1)	3.0	W	10	0	0	0	4	0	0	0	0	0	0	19	19	0.00	0.000
30 David Robertson, R ERA:	(4, 1)	1.0		3	0	0	0	0	0	0	1	0	0	0	2	3	0.00	0.000
27 Shawn Kelley, R ERA: 4.5	(5, 1)	1.0		4	1	1	1	2	0	0	0	0	0	1	10	10	9.00	1.000
88 Danny Burawa, R ERA: 4.5	(6, 1)	1.0	H	5	2	1	1	1	0	0	0	0	0	0	7	7	9.00	2.000
62 Robert Coello, R ERA: 33.75	(7, 1)	1.0	H	3	0	0	0	0	0	0	0	0	0	0	3	3	0.00	0.000

PITCHER		IP	WLS	BF	H	R	ER	SO	BB	IBB	HBP	BLK	WP	HR	S	P	ERA	WHIP
63 Yoshinori Tateyama, R ERA:	(8, 1)	1.0	H	5	1	0	0	1	0	0	0	0	0	0	7	7	0.00	1.000
61 Jim Miller, R ERA: 3.38	(9, 1)	1.0	S	3	0	0	0	0	0	0	0	0	0	0	3	3	0.00	0.000

1B: 3	SF: 0	WP: 0	PA: 33	
2B: 0	SAC: 0	PB: 0		
3B: 0	DP: 2	SB: 0		
HR: 1	HBP: 1	CS: 0		

Batter	1	2	3	4	5	6	7	8	9	AB	R	H	RBI	BB	SO	LOB
11 Brett Gardner, L (1, 8) OBP: 0.500, SLG: 0.571	C C C 0-3 K ①	S S S 0-3 K ①			x 0-0 2B		x 0-0 66 G4-3 1-2 1B			3	0	1	0	0	2	2
97 Mason Williams, L (7, 8) OBP: 0.286, SLG: 0.429										1	0	1	0	0	0	0
2 Derek Jeter, R (1, 6)	x 0-0 G6-3 ②	x 0-0 G4-6-3 ② ③ 1-2f			x 0-0 G1-3 ②		x 0-0 L7 ①			3	0	0	0	0	0	3
Addison Maruszak, R (7, 6)										1	0	0	0	0	0	2
34 Brian McCann, L (1, 2) OBP: 0.600, SLG: 1.000	C C C 0-3 K ③		x 0-0 29 G6-4-3 1B		x 0-0 L9 ③		x 0-0 G4-3 ② 1-2 2-3			3	0	1	0	0	1	1
66 John Ryan Murphy, R (7, 2) OBP: 0.375, SLG: 0.714										1	0	0	0	0	0	2
14 Brian Roberts, S (1, 4)		x 0-0 29 1B 33 2B 1B	x 0-0 F8 ①			x 0-0 G4-3 ①	x 0-0 G6-3 ③			3	1	1	0	0	0	1
98 Zelous Wheeler, R (7, 4) OBP: 0.125, SLG: 0.250										1	0	0	0	0	0	2
29 Francisco Cervelli, R (1, 10) OBP: 0.625, SLG: 0.714		x 0-0 33 2B 31 E 1-2 1B	x 0-0 G6-4-3 ② ③ 1-2f			x 0-0 2B		x 0-0 F9 ①		3	1	2	0	0	0	1
96 Peter O'Brien, R (8, PH) (9, 10)										1	0	0	0	0	0	0
33 Kelly Johnson, L (1, 5) OBP: 0.375, SLG: 0.571		x 0-0 31 E 1-3 2-H 2B		x 0-0 L4 ①		x 0-0 F8 ②		x 0-0 1B		3	1	1	1	0	0	1
86 José Pirela, R (7, 5) OBP: 0.222, SLG: 0.556										1	0	1	0	0	0	0
31 Ichiro Suzuki, L (1, 9) OBP: 0.250, SLG: 0.143		x 0-0 E6 65 2B 72 1B 2-H 3-H		x 0-0 F7 ②		B B B B 4-0 BB		S S S 0-3 K ②		2	1	0	1	1	0	0
95 Adonis García, R (7, 9) OBP: 0.556, SLG: 0.667										1	0	0	0	0	1	1
65 Zoilo Almonte, S (1, 7) OBP: 0.250, SLG: 0.375		x 0-0 72 1B 1-3 2B		x 0-0 ③ 1B		x 0-0 G5-3 ③		x 0-0 P6 ③		3	0	2	0	0	0	2
81 Ramón Flores, L (7, 7) OBP: 0.222, SLG: 0.222										1	0	0	0	0	0	1
72 Corban Joseph, L (1, 3) OBP: 0.333, SLG: 0.200		x 0-0 2 G4-6-3 2-3 3-H 1B			S S S 0-3 K ①		x 0-0 66 G4-3 97 1B 1B			2	0	1	1	0	1	0
80 Jose Gil, R (7, 3) OBP: 0.400, SLG: 0.250										1	0	1	0	0	0	0
Inning Stats	R: 0 H: 0 E: 0 LOB: 0 K: 2 BB: 0 S: 7 P: 7	R: 4 H: 5 E: 1 LOB: 1 K: 1 BB: 0 S: 10 P: 10	R: 0 H: 1 E: 0 LOB: 0 K: 0 BB: 0 S: 3 P: 3	R: 0 H: 1 E: 0 LOB: 1 K: 0 BB: 0 S: 3 P: 3	R: 0 H: 1 E: 0 LOB: 1 K: 1 BB: 0 S: 6 P: 6	R: 0 H: 1 E: 0 LOB: 2 K: 0 BB: 1 S: 4 P: 8	R: 0 H: 2 E: 0 LOB: 2 K: 0 BB: 0 S: 5 P: 5	R: 0 H: 1 E: 0 LOB: 1 K: 1 BB: 0 S: 6 P: 6		1B: 8 SF: 0 2B: 4 SAC: 0 3B: 0 DP: 2 HR: 0 HBP: 0						

PITCHER		IP	WLS	BF	H	R	ER	SO	BB	IBB	HBP	BLK	WP	HR	S	P	ERA	WHIP
48 Ross Detwiler, L ERA: 20.25	(1, 1)	1.1	L	10	5	4	3	3	0	0	0	0	0	0	16	16	20.25	3.750
65 Danny Rosenbaum, L ERA:	(2, 1)	0.2		1	0	0	0	0	0	0	0	0	0	0	1	1	0.00	0.000
57 Tanner Roark, R ERA:	(3, 1)	2.0		6	2	0	0	0	0	0	0	0	0	0	6	6	0.00	1.000
31 Xavier Cedeño, L ERA:	(5, 1)	1.0		4	1	0	0	1	0	0	0	0	0	0	6	6	0.00	1.000
71 Christian Garcia, R ERA: 18.0	(6, 1)	1.0		5	1	0	0	0	1	0	0	0	0	0	4	8	0.00	2.000

PITCHER		IP	WLS	BF	H	R	ER	SO	BB	IBB	HBP	BLK	WP	HR	S	P	ERA	WHIP
30 Aaron Barrett, R ERA:	(7, 1)	1.0		5	2	0	0	0	0	0	0	0	0	0	5	5	0.00	2.000
17 Manny Delcarmen, R ERA:	(8, 1)	1.0		4	1	0	0	1	0	0	0	0	0	0	6	6	0.00	1.000

BOTTOM

Washington Nationals @ New York Yankees

George M. Steinbrenner Field, Tampa, FL

Mon Mar 03 2014, 1:07 PM - 3:29 PM EST

Att. 8,044 - Sunny - 77 F

livebaseballscorecards.com

AB	34
R	4
H	12
RBI	3
BB	1
SO	5
LOB	19

Batter	1	2	3	4	5	6	7	8	9	AB	R	H	RBI	BB	SO	LOB
15 Nate McLouth, L (1, 9) OBP: 0.286, SLG: 0.167 21 Steven Souza Jr., R (6, 9) OBP: 0.500, SLG: 0.700	S S S 0-3 ① K		B B B 4-0 20 CS BB		C C C 0-3 ② K		X 0-0 ② F9 2-3		X 0-0 1 F9-3 1-2 2-3 1B	2 0 0 0 1 2 0 2 0 1 0 0 0 1						
20 Ian Desmond, R (1, 6) OBP: 0.375, SLG: 0.875 1 Jamey Carroll, R (6, 6)	X 0-0 34 F9 2B		P 1-0 ③ CS 1-2	X 0-0 11 1B 34 S 25 FC4-6 1B	B B S S X 2-2 HR		B B B B 4-0 68 S BB		X 0-0 ② ③ F9-3 1-2	3 2 3 1 0 0 0 1 0 0 0 1 0 3						
34 Bryce Harper, L (1, 7) 68 Michael Taylor, R (6, 7) OBP: 0.250, SLG: 0.500	X 0-0 ② F9 2-3			S B B B B 4-1 25 FC4-6 11 1B 40 1B 1-2 BB	X 0-0 E7		S S S 0-3 ③ K 1-2 3-H			2 1 0 0 1 0 1 1 0 0 0 0 1 1						
11 Ryan Zimmerman, R (1, 5) OBP: 0.250, SLG: 0.250 63 Matt Skole, L (6, 5) OBP: 0.444, SLG: 0.625	X 0-0 ③ G6-3			X 0-0 25 FC4-6 1-2 2-3 1B	S S S 0-3 ③ K			C S C 0-3 ① K		3 0 1 0 0 1 2 1 0 0 0 0 1 0						
25 Adam LaRoche, L (1, 3) OBP: 0.286, SLG: 0.714 16 Brock Peterson, R (6, 3) OBP: 0.714, SLG: 0.833		X 0-0 ① G3-1		X 0-0 ① FC4-6 40 1B 1-2f 2-3 3-H		X 0-0 ① F8		X 0-0 62 G4-6-3 1B		3 0 0 1 0 0 2 1 0 1 0 0 0 0						
40 Wilson Ramos, R (1, 2) OBP: 0.500, SLG: 0.625 62 Koyie Hill, S (6, 2) OBP: 0.400, SLG: 0.500		X 0-0 ② F9		X 0-0 1-2 3-H 1B		X 0-0 ② G6-3		X 0-0 ② ③ G4-6-3 1-2f		3 0 1 1 0 0 0 1 0 0 0 0 0 1						
6 Anthony Rendon, R (1, 4) 10 Will Rhymes, L (6, 4) OBP: 0.500, SLG: 0.250		C C C 0-3 ③ K		S S S 0-3 ② K		S S S 0-3 ③ K			X 0-0 E7 21 1B 1B	3 0 0 0 0 3 2 1 0 1 0 0 0 0						
8 Danny Espinosa, S (1, 10) 23 Jhonatan Solano, R (9, PH)			S S S 0-3 ① K	X 0-0 F8		X 0-0 ① G6-3			X 0-0 ① G1-3	3 0 0 0 0 1 2 1 0 0 0 0 0 1						
67 Brian Goodwin, L (1, 8) OBP: 0.333, SLG: 0.286 3 Eury Pérez, R (7, 8) OBP: 0.571, SLG: 0.500			X 0-0 ② G4-3		X 0-0 ① F7		X 0-0 21 F9 68 E 2B		X 0-0 21 1B 1B	3 1 1 0 0 0 0 1 0 1 0 0 0 0						
Inning Stats	R: 0 H: 1 E: 0 LOB: 1 K: 1 BB: 0 S: 6 P: 6	R: 0 H: 0 E: 0 LOB: 0 K: 1 BB: 0 S: 5 P: 5	R: 0 H: 0 E: 0 LOB: 0 K: 1 BB: 1 S: 5 P: 9	R: 2 H: 3 E: 0 LOB: 2 K: 1 BB: 1 S: 9 P: 13	R: 1 H: 1 E: 1 LOB: 1 K: 2 BB: 0 S: 11 P: 13	R: 0 H: 0 E: 0 LOB: 0 K: 1 BB: 0 S: 5 P: 5	R: 1 H: 1 E: 0 LOB: 1 K: 1 BB: 1 S: 6 P: 10	R: 0 H: 1 E: 0 LOB: 0 K: 1 BB: 0 S: 5 P: 5	R: 0 H: 3 E: 1 LOB: 2 K: 0 BB: 0 S: 5 P: 5	1B: 7 SF: 0 2B: 3 SAC: 0 3B: 0 DP: 2 HR: 1 HBP: 0						

PITCHER		IP	WLS	BF	H	R	ER	SO	BB	IBB	HBP	BLK	WP	HR	S	P	ERA	WHIP
54 Kris Medlen, R ERA: 1.8	(1, 1)	3.0		10	1	0	0	3	1	0	0	0	0	0	16	20	0.00	0.667
53 Cory Gearrin, R ERA: 5.4	(4, 1)	1.0		7	3	2	2	1	1	0	0	0	0	0	9	13	18.00	4.000
79 Cody Martin, R ERA: 9.0	(5, 1)	1.0		5	1	1	1	2	0	0	0	0	0	1	11	13	9.00	1.000
65 Juan Jaime, R ERA: 3.0	(6, 1)	1.0		3	0	0	0	1	0	0	0	0	0	0	5	5	0.00	0.000
72 J.R. Graham, R ERA: 10.8	(7, 1)	1.0		5	1	1	0	1	1	0	0	0	0	0	6	10	0.00	2.000

PITCHER		IP	WLS	BF	H	R	ER	SO	BB	IBB	HBP	BLK	WP	HR	S	P	ERA	WHIP
77 Jason Hursh, R ERA: 3.0	(8, 1)	2.0	W	8	4	0	0	1	0	0	0	0	0	0	10	10	0.00	2.000

TOP

Washington Nationals @ Atlanta Braves

Champion Stadium, Lake Buena Vista, FL

Tue Mar 04 2014, 1:12 PM - 3:58 PM EST

Att. 5,188 - Sunny - 77 F

livebaseballscorecards.com

AB	35
R	4
H	10
RBI	3
BB	3
SO	9
LOB	16

PA: 39

WP: 0
PB: 0
SB: 2
CS: 1

BOTTOM

Washington Nationals @ Atlanta Braves

Champion Stadium, Lake Buena Vista, FL

Tue Mar 04 2014, 1:12 PM - 3:58 PM EST

Att. 5,188 - Sunny - 77 F

Batter	1	2	3	4	5	6	7	8	9	AB	R	H	RBI	BB	SO	LOB
22 Jason Heyward, L (1, 9) OBP: 0.200, SLG: 0.357	F7		G4-3		G4-3		G6-3			2	0	0	0	0	0	1
13 Jose Constanza, L (4, 7) OBP: 0.278, SLG: 0.235										2	0	0	0	0	0	3
2 B.J. Upton, R (1, 8) OBP: 0.214, SLG: 0.231	K			5 1B, 5 S, 24 2B — 1B		K		58 1B, 25 BB, 69 3B — BB		3	1	1	0	0	2	0
59 Ernesto Mejia, R (7, 3) OBP: 0.462, SLG: 0.583										0	1	0	0	1	0	0
5 Freddie Freeman, L (1, 3) OBP: 0.500, SLG: 0.615	L8			24 2B, 24 E — 1B (1-3)		G3		58 1B, 69 3B — BB (1-2)		3	1	1	0	0	0	0
25 Joey Terdoslavich, S (7, 9) OBP: 0.462, SLG: 0.250										0	1	0	0	1	0	0
24 Evan Gattis, R (1, 2) OBP: 0.214, SLG: 0.357		G4-3		E7, 8 1B — 2B (1-H, 3-H)		K		69 3B — 1B (1-2, 2-3)		3	0	1	1	0	1	0
58 Christian Bethancourt, R (7, 2) OBP: 0.333, SLG: 0.333										1	1	1	0	0	0	0
8 Justin Upton, R (1, 10) OBP: 0.429, SLG: 0.333		23 G6-4-3 — 1B		26 CS — 1B (2-3)			19 2B, 23 BB — BB	L6		2	0	2	0	0	0	0
84 Tommy La Stella, L (7, PH) OBP: 0.524, SLG: 0.529										1	1	0	0	1	0	3
(8, 10)																
23 Chris Johnson, R (1, 5) OBP: 0.286, SLG: 0.462	G6-4-3 (1-2f)			K			19 2B — BB (1-2)	85 SF7 — 3B (1-H, 2-H, 3-H)		2	0	0	0	1	1	3
69 Phil Gosselin, R (7, PR) OBP: 0.143, SLG: 0.429										1	2	1	3	0	0	0
(8, 4)																
26 Dan Uggla, R (1, 4) OBP: 0.429, SLG: 0.300			G5-3	K (1-2)			F7	SF7 — 3B (3-H)		3	0	0	0	0	1	4
85 Edward Salcedo, R (8, 5) OBP: 0.182, SLG: 0.300										0	0	0	1	0	0	0
19 Andrelton Simmons, R (1, 6) OBP: 0.313, SLG: 0.333			1B		F9		17 G6-3 — 2B (1-H, 2-H)	1B		3	0	2	2	0	0	0
67 Elmer Reyes, R (7, PR) OBP: 0.333, SLG: 0.417										1	0	1	0	0	0	0
(8, 6)																
17 Jordan Schafer, L (1, 7) OBP: 0.400, SLG: 0.571			K		B5-3		G6-3 (2-3)	G5-3		3	0	0	0	0	1	3
(4, 9)																
(7, 8)																
20 Todd Cunningham, S (8, 8) OBP: 0.375, SLG: 0.833										1	0	0	0	0	0	1
Inning Stats	R: 0 E: 0 K: 1 S: 5 H: 0 LOB: 0 BB: 0 P: 5	R: 0 E: 0 K: 0 S: 3 H: 1 LOB: 0 BB: 0 P: 3	R: 0 E: 0 K: 1 S: 6 H: 1 LOB: 1 BB: 0 P: 6	R: 2 E: 1 K: 2 S: 11 H: 4 LOB: 1 BB: 0 P: 11	R: 0 E: 0 K: 0 S: 3 H: 0 LOB: 0 BB: 0 P: 3	R: 0 E: 0 K: 2 S: 7 H: 0 LOB: 0 BB: 0 P: 7	R: 2 E: 0 K: 0 S: 4 H: 1 LOB: 3 BB: 2 P: 12	R: 4 E: 0 K: 0 S: 6 H: 3 LOB: 1 BB: 2 P: 14		1B: 7 2B: 2 3B: 1 HR: 0	SF: 1 SAC: 0 DP: 1 HBP: 0					

livebaseballscorecards.com

AB	31
R	8
H	10
RBI	7
BB	4
SO	6
LOB	18

WP: 0 PB: 0 SB: 1 CS: 1 PA: 36

PITCHER		IP	WLS	BF	H	R	ER	SO	BB	IBB	HBP	BLK	WP	HR	S	P	ERA	WHIP
37 Stephen Strasburg, R ERA:	(1, 1)	2.0		6	1	0	0	1	0	0	0	0	0	0	8	8	0.00	0.500
38 Taylor Jordan, R ERA: 4.5	(3, 1)	2.0		10	5	2	2	3	0	0	0	0	0	0	17	17	9.00	2.500
69 A.J. Cole, R ERA:	(5, 1)	2.0	H	6	0	0	0	2	0	0	0	0	0	0	10	10	0.00	0.000
22 Drew Storen, R ERA: 18.0	(7, 1)	1.0	B	6	1	2	2	0	2	0	0	0	0	0	4	12	18.00	3.000
56 Luis Ayala, R ERA: 18.0	(8, 1)	0.1	L	5	2	4	4	0	2	0	0	0	0	0	3	11	108.00	12.000

PITCHER		IP	WLS	BF	H	R	ER	SO	BB	IBB	HBP	BLK	WP	HR	S	P	ERA	WHIP
74 Josh Roenicke, R ERA: 27.0	(8, 1)	0.2		3	1	0	0	0	0	0	0	0	0	0	3	3	0.00	1.500

New York Mets @ Washington Nationals

Space Coast Stadium, Viera, FL

Wed Mar 05 2014, 1:06 PM - 4:09 PM EST

Att. 3,261 - Cloudy - 73 F

TOP

livebaseballscorecards.com

Batter	1	2	3	4	5	6	7	8	9	AB	R	H	RBI	BB	SO	LOB
12 Juan Lagares, R (1, 8) OBP: 0.385, SLG: 0.417	G5-3		1-2 1B	G1-3			K		1B	4	0	1	0	0	1	1
77 Brandon Nimmo, L (7, 8) OBP: 0.600, SLG: 0.600										1	0	1	0	0	0	0
9 Kirk Nieuwenhuis, L (1, 9) OBP: 0.500, SLG: 0.500	30 G2-3 1B		K		2B		F8		K	4	0	2	0	0	1	2
53 Travis Taijeron, R (7, 9)										1	0	0	0	0	1	1
30 Andrew Brown, R (1, 7) OBP: 0.091, SLG: 0.273	G2-3 1-2		G5-3		K		P5			4	0	0	0	0	1	4
65 César Puello, R (7, 7) OBP: 0.500, SLG: 0.800										0	0	0	0	0	0	0
60 Brandon Allen, L (1, 10) OBP: 0.077, SLG: 0.077	F8			F9	P5			G1-3		4	0	0	0	0	0	2
4 Wilmer Flores, R (1, 4)		L9		68 1B 19 1B BB	G3			68 G6-4-3 BB		2	1	0	0	2	0	1
68 Eric Campbell, R (1, 3) OBP: 0.462, SLG: 0.500		K		23 G4-3 19 1B 2 1B 1-2 1B		19 F9 23 SF8 2B		G6-4-3 1-2f		4	2	2	0	0	1	1
19 Zach Lutz, R (1, 5) OBP: 0.273, SLG: 0.545		G5-3		23 G4-3 2 1B 1-2 2-H 1B		F9 2-3			HR	4	2	2	2	0	0	1
23 Taylor Teagarden, R (1, 2) OBP: 0.300, SLG: 0.250			12 1B 1B	G4-3 1-2 2-3		SF8 3-H			K	2	0	1	1	0	0	2
36 Juan Centeno, L (7, 2) OBP: 0.250, SLG: 0.250										1	0	0	0	0	1	0
2 Anthony Seratelli, S (1, 6) OBP: 0.214, SLG: 0.231			K	2-H 3-H 1B		K2-3			G6-3	3	0	1	2	0	2	1
5 Matt Reynolds, R (7, 6)										1	0	0	0	0	0	0

	AB	35
	R	5
	H	10
	RBI	5
	BB	2
	SO	8
	LOB	16

Inning Stats	1	2	3	4	5	6	7	8	9
	R: 0 H: 1 E: 0 LOB: 1 K: 0 BB: 0 S: 4 P: 4	R: 0 H: 0 E: 0 LOB: 0 K: 1 BB: 0 S: 5 P: 5	R: 0 H: 2 E: 0 LOB: 2 K: 2 BB: 0 S: 9 P: 9	R: 3 H: 3 E: 0 LOB: 1 K: 0 BB: 1 S: 6 P: 10	R: 0 H: 1 E: 0 LOB: 1 K: 1 BB: 0 S: 6 P: 6	R: 1 H: 1 E: 0 LOB: 0 K: 1 BB: 0 S: 6 P: 6	R: 0 H: 0 E: 0 LOB: 0 K: 1 BB: 0 S: 5 P: 5	R: 0 H: 0 E: 0 LOB: 0 K: 0 BB: 1 S: 2 P: 6	R: 1 H: 2 E: 0 LOB: 1 K: 2 BB: 0 S: 11 P: 13

1B: 7	SF: 1	WP: 0	PA: 38
2B: 2	SAC: 0	PB: 0	
3B: 0	DP: 1	SB: 0	
HR: 1	HBP: 0	CS: 0	

PITCHER		IP	WLS	BF	H	R	ER	SO	BB	IBB	HBP	BLK	WP	HR	S	P	ERA	WHIP
47 Gio González, L ERA:	(1, 1)	2.0		7	1	0	0	1	0	0	0	0	0	0	9	9	0.00	0.500
50 Matt Purke, L ERA: 18.9	(3, 1)	2.0	B	12	5	3	3	2	1	0	0	0	0	0	15	19	13.50	3.000
36 Tyler Clippard, R ERA:	(5, 1)	1.0		4	1	0	0	1	0	0	0	0	0	0	6	6	0.00	1.000
35 Craig Stammen, R ERA: 9.0	(6, 1)	1.0		4	1	1	1	1	0	0	0	0	0	0	6	6	9.00	1.000
13 Jerry Blevins, L ERA:	(7, 1)	1.0		3	0	0	0	1	0	0	0	0	0	0	5	5	0.00	0.000

PITCHER		IP	WLS	BF	H	R	ER	SO	BB	IBB	HBP	BLK	WP	HR	S	P	ERA	WHIP
46 Clay Hensley, R ERA:	(8, 1)	1.0	W	3	0	0	0	0	1	0	0	0	0	0	2	6	0.00	1.000
60 Gabriel Alfaro, R ERA: 4.5	(9, 1)	1.0		5	2	1	1	2	0	0	0	0	0	1	11	13	9.00	2.000

BOTTOM

New York Mets @ Washington Nationals

Space Coast Stadium, Viera, FL

Wed Mar 05 2014, 1:06 PM - 4:09 PM EST

Att. 3,261 - Cloudy - 73 F

livebaseballscorecards.com

Batter	1	2	3	4	5	6	7	8	9	AB	R	H	RBI	BB	SO	LOB
2 Denard Span, L (1, 8) OBP: 0.333, SLG: 0.333	S S S 0-3 K ①	C C C 0-3 K ③		x 0-0 G4-3 ③			B C X 1-1 1-H HR	B B B B 4-0 1 FC6-4 BB		3	0	0	0	0	2	1
67 Brian Goodwin, L (5, 8) OBP: 0.455, SLG: 0.750										1	1	1	2	1	0	0
20 Ian Desmond, R (1, 6) OBP: 0.400, SLG: 1.100	S S S 0-3 K ②		B B B S S X 3-2 HR		x 0-0 21 G6-4-3 1B		B B B B 4-0 BB	x 0-0 FC6-4 70 G6-3 63 HR ① 1-2f		2	1	1	1	0	1	0
1 Jamey Carroll, R (4, 6) OBP: 0.364, SLG: 0.125										2	1	1	0	1	0	1
28 Jayson Werth, R (1, 9)	B B B B 4-0 11 1B BB	C C C 0-3 K ①			x 0-0 G6-4-3 ① ② 1-2f		C C C 0-3 K ②	x 0-0 G6-3 ② 1-2		1	0	0	0	1	1	0
21 Steven Souza Jr., R (4, 9) OBP: 0.417, SLG: 0.583										2	0	0	0	0	1	2
70 Jeff Howell, R (8, PH) (9, 2)										1	0	0	0	0	0	1
11 Ryan Zimmerman, R (1, 5) OBP: 0.300, SLG: 0.300	x 0-0 1-3 1B	x 0-0 F9 ②			C C C 0-3 K ③		S S S 0-3 K ③	x 0-0 2-H HR		2	0	1	0	0	0	0
63 Matt Skole, L (4, 5) OBP: 0.417, SLG: 0.818										3	1	1	2	0	2	1
34 Bryce Harper, L (1, 7) OBP: 0.500, SLG: 0.200	x 0-0 L7 ③	x 0-0 40 1B 1B				x 0-0 P5 ①		59 P5 12 1B 2B C C C 0-3 K ③		2	0	1	0	0	0	2
7 Scott Hairston, R (4, 7) OBP: 0.200, SLG: 0.222										3	1	1	0	0	1	1
40 Wilson Ramos, R (1, 10) OBP: 0.500, SLG: 0.600		x 0-0 E1 25 G3 18 SF8	x 0-0 1-2 1B			x 0-0 G4-3 ②		B B B B 4-0 12 1B 10 1B 2-3 BB		2	1	1	0	0	0	0
59 Jose Lobaton, S (6, PH) OBP: 0.333, SLG: 0.200										1	0	0	0	1	0	0
(7, 10)																
Cutter Dykstra, R (8, PR)										0	1	0	0	0	0	0
(9, 10)																
25 Adam LaRoche, L (1, 3) OBP: 0.222, SLG: 0.556		x 0-0 G3 ① 2-3 S S S 0-3 K ③				S S S 0-3 K ③		x 0-0 10 1B 41 HR 1-2 3-H 1B		2	0	0	0	0	1	3
12 Tyler Moore, R (4, 3) OBP: 0.200, SLG: 0.222										2	1	1	1	0	1	0
18 Mike Fontenot, L (1, 4) OBP: 0.100, SLG: 0.222		x 0-0 SF8 ② 3-H		x 0-0 G4-3 ①			S S S 0-3 K ①	x 0-0 41 HR 1-2 2-H 1B		2	0	0	1	0	1	0
10 Will Rhymes, L (8, 4) OBP: 0.571, SLG: 0.400										1	1	1	1	0	0	0
23 Jhonatan Solano, R (1, 2)		B B B B 4-0 BB		x 0-0 F8 ②			x 0-0 67 HR 1B	x 0-0 1-H 2-H HR		1	0	0	0	1	0	0
41 Sandy León, S (6, 2) OBP: 0.667, SLG: 1.250										2	2	2	3	0	0	0
68 Michael Taylor, R (9, 9) OBP: 0.250, SLG: 0.500										0	0	0	0	0	0	0
Inning Stats	R: 0 E: 0 K: 2 S: 8 H: 1 LOB: 2 BB: 1 P: 12	R: 1 E: 1 K: 1 S: 6 H: 0 LOB: 1 BB: 1 P: 10	R: 1 E: 0 K: 2 S: 12 H: 3 LOB: 2 BB: 0 P: 15	R: 0 E: 0 K: 0 S: 3 H: 0 LOB: 0 BB: 0 P: 3	R: 0 E: 0 K: 1 S: 5 H: 1 LOB: 0 BB: 0 P: 5	R: 0 E: 0 K: 1 S: 5 H: 0 LOB: 0 BB: 0 P: 5	R: 2 E: 0 K: 3 S: 12 H: 2 LOB: 1 BB: 1 P: 17	R: 7 E: 0 K: 1 S: 10 H: 5 LOB: 1 BB: 2 P: 18		1B: 7 2B: 1 3B: 0 HR: 4 SF: 1 SAC: 0 DP: 1 HBP: 0						

AB	35
R	11
H	12
RBI	11
BB	5
SO	11
LOB	12

WP: 0 PB: 1 SB: 0 CS: 0 PA: 41

PITCHER		IP	WLS	BF	H	R	ER	SO	BB	IBB	HBP	BLK	WP	HR	S	P	ERA	WHIP
58 Jenrry Mejia, R ERA:	(1, 1)	2.0		10	1	1	0	3	2	0	0	0	0	0	14	22	0.00	1.500
73 Adam Kolarek, L ERA: 6.0	(3, 1)	2.0		9	3	1	1	2	0	0	0	0	0	1	15	18	4.50	1.500
48 Jacob deGrom, R ERA:	(5, 1)	2.0	H	6	1	0	0	2	0	0	0	0	0	0	10	10	0.00	0.500
79 John Church, R ERA: 13.5	(7, 1)	1.0	B	6	2	2	2	3	1	0	0	0	0	1	12	17	18.00	3.000
75 Cory Mazzoni, R ERA: 31.5	(8, 1)	1.0	L	10	5	7	7	1	2	0	0	0	0	2	10	18	63.00	7.000

PITCHER	IP	WLS	BF	H	R	ER	SO	BB	IBB	HBP	BLK	WP	HR	S	P	ERA	WHIP

Batter	1	2	3	4	5	6	7	8	9	AB	R	H	RBI	BB	SO	LOB
6 Anthony Rendon, R (1, 4) OBP: 0.182, SLG: 0.200	S S C 0-3 ① K		X 0-0 8 CS 1B		X 0-0 1B		X 0-0 11 FC5-4 1-3 1B		B B B B 4-0 68 1B BB	3	0	2	0	0	1	0
26 Jeff Kobernus, R (5, 4) OBP: 0.375, SLG: 0.625										1	0	1	0	0	0	0
18 Mike Fontenot, L (7, 4) OBP: 0.182, SLG: 0.222										0	0	0	0	1	0	0
8 Danny Espinosa, S (1, 6) OBP: 0.214, SLG: 0.083	X 0-0 15 G3 1B		B H 2-0 ① 15 1B 1-2 HBP		X 0-0 ③ F7		X 0-0 ③ FC5-4 1-2f		S S S 0-3 ② K	2	0	1	0	0	0	1
11 Jason Martinson, R (5, 6)										2	0	0	0	0	1	4
15 Nate McLouth, L (1, 8) OBP: 0.300, SLG: 0.222	X 0-0 ② G3 1-2		X 0-0 12 G6-4-3 1-2 1B			X 0-0 ① F9 1B		X 0-0 ① L4	X 0-0 1-2 2-H 1B	3	0	1	0	0	0	1
68 Michael Taylor, R (6, 8) OBP: 0.300, SLG: 0.500										2	0	1	1	0	0	0
12 Tyler Moore, R (1, 3) OBP: 0.231, SLG: 0.250	S S S 0-3 ③ K		X 0-0 ② ③ G6-4-3 1-2f			X 0-0 1B		X 0-0 S S C 2B	S S C 0-3 ③ K	3	0	1	0	0	1	3
63 Matt Skole, L (6, 3) OBP: 0.429, SLG: 0.846										2	0	1	0	0	1	2
10 Will Rhymes, L (1, 5) OBP: 0.600, SLG: 0.500		X 0-0 59 PB 59 WP 1B		X 0-0 59 G6-4-3 1B		X 0-0 ② L8		S S S 0-3 ② K		3	0	2	0	0	0	1
Cutter Dykstra, R (7, 5)										1	0	0	0	0	1	1
7 Scott Hairston, R (1, 7) OBP: 0.167, SLG: 0.182		S S S 0-3 ① K		S S S 0-3 ① K		S S S 0-3 ③ K		S S S 0-3 ③ K		2	0	0	0	0	2	2
67 Brian Goodwin, L (4, 7) OBP: 0.385, SLG: 0.600										2	0	0	0	0	2	2
59 Jose Lobaton, S (1, 2) OBP: 0.375, SLG: 0.167		B B B B 4-0 1-3 BB		X 0-0 ② ③ G6-4-3 1-2f			X 0-0 ① G4-3		B B X 2-0 HR	1	0	0	0	1	0	1
19 Chris Snyder, R (6, 2) OBP: 0.571, SLG: 1.167										2	1	1	1	0	0	0
16 Brock Peterson, R (1, 10) OBP: 0.556, SLG: 0.625		S S C 0-3 ② K			S S C 0-3 ① K		S S S 0-3 ② K		X 0-0 3 SH1-4 68 1B 1B	2	0	0	0	0	2	2
62 Koyie Hill, S (7, PH) OBP: 0.429, SLG: 0.500										2	0	1	0	0	1	0
(7, 10)																
13 Stephen Perez, S (9, PR)										0	1	0	0	0	0	0
(9, 10)																
21 Steven Souza Jr., R (1, 9) OBP: 0.357, SLG: 0.500		X 0-0 ③ G5-3			X 0-0 ② F9		B B B B 4-0 26 1B BB		X 0-0 ① SH1-4 1-2	2	0	0	0	0	0	2
3 Eury Pérez, R (5, 9) OBP: 0.625, SLG: 0.500										0	0	0	0	1	0	0
Inning Stats	R: 0 H: 1 E: 0 LOB: 1 K: 2 BB: 0 S: 8 P: 8	R: 0 H: 1 E: 0 LOB: 2 K: 2 BB: 1 S: 8 P: 12	R: 0 H: 2 E: 0 LOB: 1 K: 0 BB: 0 S: 3 P: 5	R: 0 H: 1 E: 0 LOB: 0 K: 1 BB: 0 S: 5 P: 5	R: 0 H: 1 E: 0 LOB: 1 K: 1 BB: 0 S: 6 P: 6	R: 0 H: 1 E: 0 LOB: 2 K: 1 BB: 1 S: 6 P: 10	R: 0 H: 1 E: 0 LOB: 1 K: 1 BB: 0 S: 6 P: 6	R: 0 H: 1 E: 0 LOB: 1 K: 2 BB: 0 S: 8 P: 8	R: 2 H: 3 E: 0 LOB: 2 K: 2 BB: 1 S: 10 P: 16	1B: 10 SF: 0 2B: 1 SAC: 1 3B: 0 DP: 2 HR: 1 HBP: 1						

PITCHER		IP	WLS	BF	H	R	ER	SO	BB	IBB	HBP	BLK	WP	HR	S	P	ERA	WHIP
49 Julio Teheran, R ERA:	(1, 1)	3.0		13	4	0	0	4	1	0	1	0	1	0	19	25	0.00	1.667
43 Luis Avilán, L ERA:	(4, 1)	1.0		3	1	0	0	1	0	0	0	0	0	0	5	5	0.00	1.000
46 Craig Kimbrel, R ERA:	(5, 1)	1.0		4	1	0	0	1	0	0	0	0	0	0	6	6	0.00	1.000
52 Jordan Walden, R ERA: 6.0	(6, 1)	1.0		4	1	0	0	1	0	0	0	0	0	0	6	6	0.00	1.000
53 Cory Gearrin, R ERA: 4.15	(7, 1)	1.0	H	5	1	0	0	1	1	0	0	0	0	0	6	10	0.00	2.000

PITCHER		IP	WLS	BF	H	R	ER	SO	BB	IBB	HBP	BLK	WP	HR	S	P	ERA	WHIP
60 Yunesky Maya, R ERA: 2.25	(8, 1)	1.0	H	4	1	0	0	2	0	0	0	0	0	0	8	8	0.00	1.000
76 Lay Batista, R ERA: 6.75	(9, 1)	1.0	W	7	3	2	2	2	1	0	0	0	0	1	10	16	18.00	4.000

TOP

Washington Nationals @ Atlanta Braves

Champion Stadium, Lake Buena Vista, FL

Thu Mar 06 2014, 6:09 PM - 9:26 PM EST

Att. 5,039 - Cloudy - 68 F

livebaseballscorecards.com

AB	35
R	2
H	12
RBI	2
BB	3
SO	12
LOB	22

WP: 1	PA: 40		
PB: 1			
SB: 0			
CS: 1			

Batter	1	2	3	4	5	6	7	8	9	AB	R	H	RBI	BB	SO	LOB
22 Jason Heyward, L (1, 9) OBP: 0.222, SLG: 0.353	G4-3		K 1-3		E6 1B	F8			13 WP 7 E 75 1B BB	3	0	1	0	0	1	1
59 Ernesto Mejia, R (6, 3) OBP: 0.412, SLG: 0.467										1	0	0	0	1	0	2
25 Joey Terdoslavich, S (9, PR) OBP: 0.412, SLG: 0.182										0	1	0	0	0	0	0
8 Justin Upton, R (1, 10) OBP: 0.364, SLG: 0.222	K2-3		BB		K		L4		L4 1-2	3	0	0	0	1	2	1
7 Tyler Greene, R (9, PH) OBP: 0.400, SLG: 0.308										1	0	0	0	0	0	1
5 Freddie Freeman, L (1, 3) OBP: 0.550, SLG: 0.563	F7		K		BB		75 E BB		K2-3 2-3	2	0	0	0	1	1	2
13 Jose Constanza, L (6, 7) OBP: 0.333, SLG: 0.316										1	0	0	0	1	1	2
24 Evan Gattis, R (1, 2) OBP: 0.235, SLG: 0.353		G3-4-1		23 FC5-4 1B	F9		FC5 69 FC6-4 1-2		3-H 1B	3	0	1	0	0	0	2
75 Braeden Schlehuber, R (7, 2) OBP: 0.500, SLG: 0.500										2	0	1	1	0	0	1
23 Chris Johnson, R (1, 5) OBP: 0.316, SLG: 0.444		19 FC6-4 1B		FC5-4 19 G3 26 1B 1-2f		19 1B 26 BB 20 1B 1B	F9			2	0	1	0	0	0	1
85 Edward Salcedo, R (5, 5) OBP: 0.231, SLG: 0.333										2	1	1	0	0	0	2
26 Dan Uggla, R (1, 4) OBP: 0.450, SLG: 0.286		K		19 G3 1-2 1B		20 1B 19 1B 86 G6-3 1-2 BB	FC6-4 1-2f			2	1	1	0	1	1	1
69 Phil Gosselin, R (7, 4) OBP: 0.125, SLG: 0.375										1	0	0	0	0	0	2
19 Andrelton Simmons, R (1, 6) OBP: 0.273, SLG: 0.286		FC6-4 1-2f		G3 1-2 2-3		86 G6-3 20 1B 1-2 2-3 1B		F9		3	0	1	0	0	0	3
67 Elmer Reyes, R (6, PR) OBP: 0.308, SLG: 0.385										1	0	0	0	0	0	0
(7, 6)																
20 Todd Cunningham, S (1, 7) OBP: 0.308, SLG: 0.545			G5-3	G1-3		86 G6-3 1-2 2-3 3-H 1B		G5-3		4	0	1	1	0	0	2
(6, 9)																
86 Matt Lipka, R (1, 8) OBP: 0.350, SLG: 0.278			22 E 1B		K	G6-3 1-2f 2-3 3-H		F7		4	0	1	0	0	1	2
Inning Stats	R: 0 E: 0 K: 1 S: 5 H: 0 LOB: 0 BB: 0 P: 5	R: 0 E: 0 K: 1 S: 6 H: 1 LOB: 1 BB: 0 P: 6	R: 0 E: 1 K: 2 S: 8 H: 1 LOB: 2 BB: 1 P: 13	R: 0 E: 0 K: 0 S: 5 H: 2 LOB: 2 BB: 0 P: 5	R: 0 E: 1 K: 2 S: 8 H: 1 LOB: 2 BB: 1 P: 12	R: 2 E: 0 K: 0 S: 5 H: 3 LOB: 2 BB: 1 P: 9	R: 0 E: 1 K: 0 S: 4 H: 0 LOB: 2 BB: 1 P: 8	R: 0 E: 0 K: 0 S: 3 H: 0 LOB: 0 BB: 0 P: 3	R: 1 E: 1 K: 1 S: 5 H: 1 LOB: 1 BB: 1 P: 10	1B: 9 2B: 0 3B: 0 HR: 0 SF: 0 SAC: 0 DP: 1 HBP: 0							

BOTTOM

Washington Nationals @ Atlanta Braves

Champion Stadium, Lake Buena Vista, FL

Thu Mar 06 2014, 6:09 PM - 9:26 PM EST

Att. 5,039 - Cloudy - 68 F

livebaseballscorecards.com

AB	35
R	3
H	9
RBI	2
BB	5
SO	7
LOB	25

WP: 1 PB: 0 SB: 0 CS: 0 PA: 40

PITCHER	IP	WLS	BF	H	R	ER	SO	BB	IBB	HBP	BLK	WP	HR	S	P	ERA	WHIP
27 Jordan Zimmermann, R (1, 1) ERA:	3.0		12	2	0	0	4	1	0	0	0	0	0	19	24	0.00	1.000
64 Blake Treinen, R (4, 1) ERA: 12.0	2.0		10	3	0	0	2	1	0	0	0	0	0	13	17	0.00	2.000
43 Ross Ohlendorf, R (6, 1) ERA:	0.0		4	3	2	2	0	1	0	0	0	0	0	3	7	∞	∞
30 Aaron Barrett, R (6, 1) ERA:	1.0		2	0	0	0	0	0	0	0	0	0	0	2	2	0.00	0.000
31 Xavier Cedeño, L (7, 1) ERA:	1.0		5	0	0	0	0	1	0	0	0	0	0	4	8	0.00	1.000

PITCHER	IP	WLS	BF	H	R	ER	SO	BB	IBB	HBP	BLK	WP	HR	S	P	ERA	WHIP
73 Felipe Vázquez, L (8, 1) ERA: 4.5	1.0		3	0	0	0	0	0	0	0	0	0	0	3	3	0.00	0.000
65 Danny Rosenbaum, L (9, 1) ERA: 6.75	0.2	L	4	1	1	1	1	1	0	0	0	1	0	5	10	13.50	3.000

Houston Astros @ Washington Nationals

Space Coast Stadium, Viera, FL

Fri Mar 07 2014, 1:05 PM - 4:11 PM EST

Att. 4,115 - Partly Cloudy - 68 F

TOP

livebaseballscorecards.com

Batter	1	2	3	4	5	6	7	8	9	AB	R	H	RBI	BB	SO	LOB
19 Robbie Grossman, S (1, 8) OBP: 0.538, SLG: 0.700	G3		K	1B		BB			BB	3	0	1	1	1	1	0
20 J.D. Martinez, R (6, 9) OBP: 0.444, SLG: 0.429										0	0	0	0	1	0	0
82 Leo Heras, L (9, PR) OBP: 0.250, SLG: 0.250									G4-6-3	0	0	0	0	0	0	0
27 Jose Altuve, R (1, 4) OBP: 0.250, SLG: 0.250	P4		G4-3	K		F8			G4-6-3	4	0	0	0	0	1	3
1 Adron Chambers, L (6, 8)									1-2f	1	0	0	0	0	0	1
18 Marc Krauss, L (1, 3) OBP: 0.533, SLG: 1.067	23 1B 1B		HR		14 1B 22 2B 1B	L6			K	4	2	3	1	0	0	1
86 Ronald Torreyes, R (6, 4) OBP: 0.667, SLG: 1.500										1	0	0	0	0	1	1
23 Chris Carter, R (1, 10) OBP: 0.235, SLG: 0.412	1-3 1B		K		P3		L8			3	0	1	0	0	1	1
80 Delino DeShields, R (7, PH)										1	0	0	0	0	0	0
(7, 10)																
14 Jesus Guzman, R (1, 7) OBP: 0.364, SLG: 0.333	F7			K	22 2B 1-3 1B		G5-3			4	1	1	0	0	1	2
79 George Springer, R (1, 9) OBP: 0.462, SLG: 0.125		G6-3		E8 9 SF7	K		K			3	1	0	0	0	1	2
84 Carlos Correa, R (6, 6) OBP: 0.273, SLG: 0.300										1	0	0	0	0	1	0
22 Carlos Corporán, S (1, 2) OBP: 0.444, SLG: 0.571		K		6 1B 19 1B BB	1-H 3-H 2B			G5-3		2	1	1	2	1	1	0
12 Max Stassi, R (7, 2) OBP: 0.333, SLG: 0.375										1	0	0	0	0	0	0
9 Marwin Gonzalez, S (1, 5) OBP: 0.313, SLG: 0.467	1B			SF7 3-H	F8			B2-3		3	0	1	1	0	0	1
6 Jonathan Villar, S (1, 6) OBP: 0.273, SLG: 0.545		K		19 1B 1-3 1B		G1-3		F7		3	0	1	0	0	1	1
13 Jon Singleton, L (6, 3)										1	0	0	0	0	0	0
Inning Stats	R: 0 E: 0 K: 0 S: 5 H: 2 LOB: 2 BB: 0 P: 5	R: 0 E: 0 K: 2 S: 8 H: 1 LOB: 1 BB: 0 P: 8	R: 1 E: 0 K: 2 S: 8 H: 1 LOB: 0 BB: 0 P: 10	R: 2 E: 1 K: 2 S: 10 H: 2 LOB: 2 BB: 1 P: 14	R: 2 E: 0 K: 1 S: 8 H: 3 LOB: 1 BB: 0 P: 8	R: 0 E: 0 K: 0 S: 3 H: 0 LOB: 1 BB: 1 P: 7	R: 0 E: 0 K: 1 S: 5 H: 0 LOB: 0 BB: 0 P: 5	R: 0 E: 0 K: 0 S: 3 H: 0 LOB: 0 BB: 0 P: 3	R: 0 E: 0 K: 1 S: 4 H: 0 LOB: 1 BB: 1 P: 8	1B: 7 2B: 1 3B: 0 HR: 1 SF: 1 SAC: 0 DP: 1 HBP: 0						

AB	35
R	5
H	9
RBI	5
BB	3
SO	9
LOB	13

WP: 0 PB: 0 SB: 0 CS: 0 PA: 39

PITCHER		IP	WLS	BF	H	R	ER	SO	BB	IBB	HBP	BLK	WP	HR	S	P	ERA	WHIP
57 Tanner Roark, R ERA: 1.93	(1, 1)	2.2	W	12	4	1	1	3	0	0	0	0	0	1	18	20	3.38	1.500
71 Christian Garcia, R ERA: 10.8	(3, 1)	1.1		8	2	2	0	3	1	0	0	0	0	0	13	17	0.00	2.250
29 Rafael Soriano, R ERA: 18.0	(5, 1)	1.0	H	6	3	2	2	1	0	0	0	0	0	0	8	8	18.00	3.000
13 Jerry Blevins, L ERA:	(6, 1)	1.2	H	6	0	0	0	0	1	0	0	0	0	0	5	9	0.00	0.600
56 Luis Ayala, R ERA: 10.8	(7, 1)	1.1	H	4	0	0	0	1	0	0	0	0	0	0	6	6	0.00	0.000

PITCHER		IP	WLS	BF	H	R	ER	SO	BB	IBB	HBP	BLK	WP	HR	S	P	ERA	WHIP
45 Tyler Robertson, L ERA:	(9, 1)	1.0	S	3	0	0	0	1	1	0	0	0	0	0	4	8	0.00	1.000

BOTTOM

Batter	1	2	3	4	5	6	7	8	9	AB	R	H	RBI	BB	SO	LOB
2 Denard Span, L (1, 8) OBP: 0.333, SLG: 0.333	20 2B; 34 WP; 1B	G4-3		K		FC5-2 4 1B; 1-2 2-3 3-Hf		F8		3	1	1	0	0	1	0
68 Michael Taylor, R (6, 8) OBP: 0.250, SLG: 0.400										2	0	0	0	0	0	3
20 Ian Desmond, R (1, 6) OBP: 0.385, SLG: 1.000	34 WP; 1-3; 34 HR; 2B	F8			G5-3	1-2 2-H 3-H; 1B		G3		3	1	1	0	0	0	0
4 Zach Walters, S (6, 6) OBP: 0.800, SLG: 1.556										2	0	1	2	0	0	0
28 Jayson Werth, R (1, 9)	P3	G6-3			E4 34 G4-3	G3				3	0	0	0	0	0	2
21 Steven Souza Jr., R (6, 9) OBP: 0.333, SLG: 0.467										1	0	0	0	0	0	2
34 Bryce Harper, L (1, 7) OBP: 0.455, SLG: 0.625	2-H 3-H; HR	F8			G4-3 1-2		23 CS; 2B			3	1	1	2	0	0	1
3 Eury Pérez, R (6, 7) OBP: 0.667, SLG: 0.714										1	0	1	0	0	0	0
11 Ryan Zimmerman, R (1, 5) OBP: 0.308, SLG: 0.308	E6 25 1B; 40 HR	40 FC5-4; 1B			P4		23 CS; BB			3	1	1	0	0	0	1
63 Matt Skole, L (6, 5) OBP: 0.467, SLG: 0.846										0	0	0	0	1	0	0
25 Adam LaRoche, L (1, 3) OBP: 0.333, SLG: 0.583	40 HR; 1-2; 1B	F9				26 HBP 40 1B; 68 FC5-2; 1B	K			3	1	2	0	0	0	1
16 Brock Peterson, R (7, 3) OBP: 0.500, SLG: 0.556										1	0	0	0	0	1	2
40 Wilson Ramos, R (1, 2) OBP: 0.538, SLG: 0.846	1-H 2-H; HR	FC5-4 1-2f				68 FC5-2 26 HBP; 4 1B; 1-2; 1B	1-2 2-3; BB			3	1	2	3	0	0	1
10 Will Rhymes, L (6, PR) OBP: 0.600, SLG: 0.500										0	1	0	0	0	0	0
23 Jhonatan Solano, R (7, 2)										0	0	0	0	1	0	0
12 Tyler Moore, R (1, 10) OBP: 0.188, SLG: 0.200	K			K		K	F8			3	0	0	0	0	3	2
41 Sandy León, S (7, PH) OBP: 0.571, SLG: 1.000 (8, 10)										1	0	0	0	0	0	2
1 Jamey Carroll, R (1, 4) OBP: 0.308, SLG: 0.100	P4			K		68 FC5-2; 4 1B; 1-2 2-3; HBP		G5-6-3		2	0	0	0	0	1	0
26 Jeff Kobernus, R (6, 4) OBP: 0.400, SLG: 0.556										1	1	0	0	0	0	0
Inning Stats	R: 6 E: 1 K: 1 S: 15 H: 5 LOB: 0 BB: 0 P: 18	R: 0 E: 0 K: 0 S: 3 H: 0 LOB: 0 BB: 0 P: 3	R: 0 E: 0 K: 0 S: 4 H: 1 LOB: 1 BB: 0 P: 4	R: 0 E: 0 K: 3 S: 9 H: 0 LOB: 0 BB: 0 P: 9	R: 0 E: 1 K: 0 S: 4 H: 0 LOB: 1 BB: 0 P: 4	R: 2 E: 0 K: 1 S: 8 H: 3 LOB: 2 BB: 0 P: 9	R: 0 E: 0 K: 1 S: 5 H: 1 LOB: 2 BB: 2 P: 13	R: 0 E: 0 K: 0 S: 3 H: 0 LOB: 0 BB: 0 P: 3		1B: 6 2B: 2 3B: 0 HR: 2 SF: 0 SAC: 0 DP: 0 HBP: 1						

PITCHER		IP	WLS	BF	H	R	ER	SO	BB	IBB	HBP	BLK	WP	HR	S	P	ERA	WHIP
39 Brett Oberholtzer, L ERA: 13.5	(1, 1)	2.0	L	12	5	6	5	1	0	0	0	0	1	2	18	21	22.50	2.500
58 Peter Moylan, R ERA:	(3, 1)	1.0		4	1	0	0	0	0	0	0	0	0	0	4	4	0.00	1.000
36 Jerome Williams, R ERA: 3.86	(4, 1)	2.2		12	2	2	2	4	0	0	1	0	0	0	19	20	6.75	0.750
61 Josh Zeid, R ERA:	(6, 1)	0.2		5	2	0	0	1	1	0	0	0	0	0	6	10	0.00	4.500
66 Kevin Chapman, L ERA:	(7, 1)	0.2		2	0	0	0	0	1	0	0	0	0	0	1	5	0.00	1.500

PITCHER		IP	WLS	BF	H	R	ER	SO	BB	IBB	HBP	BLK	WP	HR	S	P	ERA	WHIP
35 Josh Fields, R ERA:	(8, 1)	1.0		3	0	0	0	0	0	0	0	0	0	0	3	3	0.00	0.000

Houston Astros @ Washington Nationals

Space Coast Stadium, Viera, FL

Fri Mar 07 2014, 1:05 PM - 4:11 PM EST

Att. 4,115 - Partly Cloudy - 68 F

livebaseballscorecards.com

AB	35
R	8
H	10
RBI	7
BB	2
SO	6
LOB	17

WP: 1 PB: 0 SB: 0 CS: 2 PA: 38

Batter	1	2	3	4	5	6	7	8	9	AB	R	H	RBI	BB	SO	LOB
17 Jordan Schafer, L (1, 9) OBP: 0.292, SLG: 0.391	G4-3	1-2 1B		K	K				K	4	0	1	0	0	2	2
92 Brandon Boggs, S (6, 9) OBP: 0.333, SLG: 0.333										1	0	0	0	0	1	0
19 Andrelton Simmons, R (1, 6) OBP: 0.308, SLG: 0.320	5 HBP 24 1B 1B	G1-3		1-2 1B			G4-3		K	4	1	2	0	0	0	2
68 Mark Hamilton, L (7, 3)										1	0	0	0	0	1	0
5 Freddie Freeman, L (1, 3) OBP: 0.542, SLG: 0.526	1-2 24 1B HBP		1B	F8			G4-3			3	0	1	0	0	0	2
87 Sean Kazmar Jr., R (7, 6)										0	0	0	0	0	0	0
24 Evan Gattis, R (1, 10) OBP: 0.238, SLG: 0.333	1-2 2-H 1B		P2		K		K			4	0	1	1	0	2	1
23 Chris Johnson, R (1, 5) OBP: 0.292, SLG: 0.391	F8		K		K				K	2	0	0	0	0	1	3
85 Edward Salcedo, R (3, 5) OBP: 0.200, SLG: 0.286										2	0	0	0	0	2	0
26 Dan Uggla, R (1, 4) OBP: 0.391, SLG: 0.235	K		K		G6-3			2B		3	0	0	0	0	2	3
José Peraza, R (5, 4) OBP: 1.000, SLG: 2.000										1	0	1	0	0	0	0
20 Todd Cunningham, S (1, 7) OBP: 0.222, SLG: 0.375		F7		K		G1-3		F8		4	0	0	0	0	1	1
86 Matt Lipka, R (1, 8) OBP: 0.375, SLG: 0.318		71 1B 1B		71 S 71 1B 1B		P4		F7		4	1	2	0	0	0	1
71 José Yépez, R (1, 2) OBP: 0.714, SLG: 0.500		1-2 17 1B 1B		1-H 19 1B 1B		BB			G1	2	0	2	1	1	0	0
75 Braeden Schlehuber, R (6, 2) OBP: 0.333, SLG: 0.333										1	0	0	0	0	0	0
Inning Stats	R: 1 E: 0 K: 1 S: 7 H: 2 LOB: 2 BB: 0 P: 8	R: 0 E: 0 K: 0 S: 5 H: 3 LOB: 2 BB: 0 P: 5	R: 0 E: 0 K: 2 S: 8 H: 1 LOB: 1 BB: 0 P: 8	R: 1 E: 0 K: 2 S: 11 H: 3 LOB: 2 BB: 0 P: 11	R: 0 E: 0 K: 2 S: 7 H: 0 LOB: 0 BB: 0 P: 7	R: 0 E: 0 K: 1 S: 5 H: 0 LOB: 1 BB: 1 P: 9	R: 0 E: 0 K: 1 S: 5 H: 0 LOB: 0 BB: 0 P: 5	R: 0 E: 0 K: 1 S: 6 H: 1 LOB: 1 BB: 0 P: 6	R: 0 E: 0 K: 2 S: 7 H: 0 LOB: 0 BB: 0 P: 7	1B: 9 2B: 1 3B: 0 HR: 0	SF: 0 SAC: 0 DP: 0 HBP: 1						

TOP

Atlanta Braves @ Washington Nationals

Space Coast Stadium, Viera, FL

Sat Mar 08 2014, 1:07 PM - 4:04 PM EST

Att. 5,266 - Sunny - 69 F

livebaseballscorecards.com

AB	36
R	2
H	10
RBI	2
BB	1
SO	12
LOB	15

PITCHER		IP	WLS	BF	H	R	ER	SO	BB	IBB	HBP	BLK	WP	HR	S	P	ERA	WHIP
48 Ross Detwiler, L ERA: 10.8	(1, 1)	2.0		12	6	1	1	1	0	0	1	0	0	0	13	14	4.50	3.000
38 Taylor Jordan, R ERA: 3.86	(3, 1)	3.0	W	12	3	1	1	6	0	0	0	0	0	0	25	25	3.00	1.000
36 Tyler Clippard, R ERA:	(6, 1)	1.0		4	0	0	0	1	1	0	0	0	0	0	5	9	0.00	1.000
31 Xavier Cedeño, L ERA:	(7, 1)	1.0		3	0	0	0	1	0	0	0	0	0	0	5	5	0.00	0.000
74 Josh Roenicke, R ERA: 15.43	(8, 1)	1.0		4	1	0	0	1	0	0	0	0	0	0	6	6	0.00	1.000

PITCHER		IP	WLS	BF	H	R	ER	SO	BB	IBB	HBP	BLK	WP	HR	S	P	ERA	WHIP
17 Manny Delcarmen, R ERA:	(9, 1)	1.0		3	0	0	0	2	0	0	0	0	0	0	7	7	0.00	0.000

WP: 0 PB: 0 SB: 1 CS: 0 PA: 38

BOTTOM

Batter	1	2	3	4	5	6	7	8	9	AB	R	H	RBI	BB	SO	LOB
2 Denard Span, L (1, 8) OBP: 0.400, SLG: 0.467	0-0 20 G6-3 34 G3 2B	0-0 1-2 2-H 1B			0-0 ① B2-3	0-0 ③ F7		0-0 ③ L6		3	1	2	1	0	0	0
67 Brian Goodwin, L (6, 8) OBP: 0.333, SLG: 0.500										2	0	0	0	0	0	2
20 Ian Desmond, R (1, 6) OBP: 0.313, SLG: 0.813	0-0 ① G6-3 2-3	0-0 ③ F9			0-0 ② G6-3		S S S 0-3 ① K			3	0	0	0	0	0	3
13 Stephen Perez, S (6, 6)										1	0	0	0	0	1	0
34 Bryce Harper, L (1, 7) OBP: 0.429, SLG: 0.545	0-0 ② G3 3-H		S S S 0-3 ① K		0-0 11 HR 1B		0-0 ② F8			3	1	1	1	0	1	0
24 Isaac Ballou, L (6, 7)										1	0	0	0	0	0	0
11 Ryan Zimmerman, R (1, 5) OBP: 0.375, SLG: 0.563	0-0 1B		0-0 ② G5-3		S X 0-1 1-H HR		S S S 0-3 ③ K			3	1	2	2	0	0	0
4 Zach Walters, S (6, 5) OBP: 0.727, SLG: 1.400										1	0	0	0	0	1	0
25 Adam LaRoche, L (1, 3) OBP: 0.333, SLG: 0.733	0-0 ③ F8		0-0 ③ G6-3		S B C B X 2-2 HR			S S S 0-3 ① K		3	1	1	1	0	0	1
63 Matt Skole, L (6, 3) OBP: 0.438, SLG: 0.786										1	0	0	0	0	1	0
8 Danny Espinosa, S (1, 4) OBP: 0.294, SLG: 0.214		0-0 2 1B 2B		B B B 4-0 3 WP 59 S 19 SF9-2-4 BB	0-0 ③ F7			0-0 G6-3 62 1B 19 E 1B		2	2	1	0	1	0	0
26 Jeff Kobernus, R (6, 4) OBP: 0.455, SLG: 0.600										1	1	1	0	0	0	0
59 Jose Lobaton, S (1, 2) OBP: 0.273, SLG: 0.111	0-0 ① F7		B S C S 1-3 ① K 1-2			0-0 ① G4-3		0-0 G6-3 19 E 1-2 1B		3	0	0	0	0	1	2
62 Koyie Hill, S (7, 2) OBP: 0.500, SLG: 0.571										1	1	1	0	0	0	0
3 Eury Pérez, R (1, 9) OBP: 0.500, SLG: 0.500	S S S 0-3 ② K		B X 1-0 E6 19 SF9-2-4 2-3			S S S 0-3 ② K		X 0-0 G6-3 1-2 2-3		3	0	0	0	0	2	2
Drew Vettleson, L (8, 9)										1	0	0	0	0	0	2
19 Chris Snyder, R (1, 10) OBP: 0.455, SLG: 0.875	B B B B 4-0 2 1B BB		X 0-0 ②③ SF9-2-4 1-2 3-H			X 0-0 E5		X 0-0 E5 2-H 3-H		2	0	0	1	1	0	0
Inning Stats	R: 1 E: 0 K: 0 S: 5 H: 2 LOB: 1 BB: 0 P: 5	R: 1 E: 0 K: 1 S: 7 H: 2 LOB: 2 BB: 1 P: 11	R: 0 E: 0 K: 1 S: 5 H: 0 LOB: 0 BB: 0 P: 5	R: 1 E: 1 K: 1 S: 5 H: 0 LOB: 0 BB: 1 P: 11	R: 3 E: 0 K: 0 S: 9 H: 3 LOB: 0 BB: 0 P: 11	R: 0 E: 1 K: 1 S: 6 H: 0 LOB: 1 BB: 0 P: 6	R: 0 E: 0 K: 2 S: 7 H: 0 LOB: 0 BB: 0 P: 7	R: 2 E: 1 K: 1 S: 8 H: 2 LOB: 1 BB: 0 P: 8		1B: 5 2B: 3 3B: 0 HR: 2	SF: 1 SAC: 0 DP: 1 HBP: 0			WP: 1 PB: 0 SB: 1 CS: 0	PA: 37		

PITCHER		IP	WLS	BF	H	R	ER	SO	BB	IBB	HBP	BLK	WP	HR	S	P	ERA	WHIP
57 David Hale, R ERA: 6.75	(1, 1)	2.0		11	4	2	2	1	1	0	0	0	0	0	12	16	9.00	2.500
66 Ryan Buchter, L ERA: 9.0	(3, 1)	1.0		3	0	0	0	1	0	0	0	0	0	0	5	5	0.00	0.000
65 Juan Jaime, R ERA: 2.25	(4, 1)	1.0	L	4	0	1	0	1	1	0	0	0	1	0	5	11	0.00	1.000
60 Yunesky Maya, R ERA: 7.2	(5, 1)	1.0		6	3	3	3	0	0	0	0	0	0	2	9	11	27.00	3.000
53 Cory Gearrin, R ERA: 3.38	(6, 1)	1.0		4	0	0	0	1	0	0	0	0	0	0	6	6	0.00	0.000

PITCHER		IP	WLS	BF	H	R	ER	SO	BB	IBB	HBP	BLK	WP	HR	S	P	ERA	WHIP
82 Ian Thomas, L ERA: 2.08	(7, 1)	1.1		4	0	0	0	3	0	0	0	0	0	0	10	10	0.00	0.000
76 Lay Batista, R ERA: 5.79	(8, 1)	0.2		5	2	2	0	0	0	0	0	0	0	0	5	5	0.00	3.000

Atlanta Braves @ Washington Nationals

Space Coast Stadium, Viera, FL

Sat Mar 08 2014, 1:07 PM - 4:04 PM EST

Att. 5,266 - Sunny - 69 F

livebaseballscorecards.com

AB	34
R	8
H	9
RBI	6
BB	2
SO	7
LOB	12

Batter	1	2	3	4	5	6	7	8	9	10	AB	R	H	RBI	BB	SO	LOB
6 Anthony Rendon, R (1, 4) OBP: 0.214, SLG: 0.308	F7		K		2B			E6 11 1B HR	L3		3	0	1	0	0	1	2
18 Mike Fontenot, L (6, 4) OBP: 0.154, SLG: 0.182 (7, 5)											2	1	0	0	0	0	0
1 Jamey Carroll, R (1, 6) OBP: 0.375, SLG: 0.167	G5-3		1-3 2-H 1B		BB			1-2 HR 1B		K	2	0	1	1	1	0	0
11 Jason Martinson, R (6, 6) OBP: 0.200, SLG: 0.200											2	1	1	0	0	1	0
15 Nate McLouth, L (1, 8) OBP: 0.231, SLG: 0.167	K		F8		K			F6		G5-3	3	0	0	0	0	2	4
68 Michael Taylor, R (6, 8) OBP: 0.214, SLG: 0.333											2	0	0	0	0	0	2
7 Scott Hairston, R (1, 7) OBP: 0.133, SLG: 0.143		K		F8		K		1-H 2-H HR		F8	3	0	0	0	0	2	0
Destin Hood, R (6, 7) OBP: 0.333, SLG: 1.333											2	1	1	3	0	0	0
12 Tyler Moore, R (1, 3) OBP: 0.150, SLG: 0.158		G5-3		G3-1		P4		L5			4	0	0	0	0	0	0
10 Will Rhymes, L (1, 5) OBP: 0.538, SLG: 0.400		G4-3		BB		G4-3		E5			2	0	0	0	1	0	0
7 Tony Renda, R (7, 4) OBP: 1.000, SLG: 1.000								1B			1	0	1	0	0	0	0
16 Brock Peterson, R (1, 10) OBP: 0.462, SLG: 0.500			21 BB 1 1B 1B	K			K	G4-3			3	1	1	0	0	2	1
23 Jhonatan Solano, R (8, PH) (8, 10)											1	0	0	0	0	0	1
41 Sandy León, S (1, 2) OBP: 0.400, SLG: 0.625			P5		G1-3		K		K2-3		3	0	0	0	0	1	1
70 Jeff Howell, R (7, 2)											1	0	0	0	0	1	0
21 Steven Souza Jr., R (1, 9) OBP: 0.333, SLG: 0.412			1 1B 1-2 BB		F9		G5-3		P3		2	0	0	0	1	0	0
25 Brandon Miller, R (7, 9)											1	0	0	0	0	0	0
Inning Stats	R: 0 E: 0 K: 1 S: 5 H: 0 LOB: 0 BB: 0 P: 5	R: 0 E: 0 K: 1 S: 5 H: 0 LOB: 0 BB: 0 P: 5	R: 1 E: 0 K: 1 S: 7 H: 2 LOB: 2 BB: 1 P: 11	R: 0 E: 0 K: 1 S: 5 H: 0 LOB: 1 BB: 1 P: 9	R: 0 E: 0 K: 1 S: 6 H: 1 LOB: 2 BB: 1 P: 10	R: 0 E: 0 K: 1 S: 5 H: 0 LOB: 0 BB: 0 P: 5	R: 0 E: 0 K: 2 S: 7 H: 0 LOB: 0 BB: 0 P: 7	R: 3 E: 2 K: 0 S: 9 H: 3 LOB: 1 BB: 0 P: 11	R: 0 E: 0 K: 1 S: 5 H: 0 LOB: 0 BB: 0 P: 5	R: 0 E: 0 K: 1 S: 5 H: 0 LOB: 0 BB: 0 P: 5	1B: 4 2B: 1 3B: 0 HR: 1 SF: 0 SAC: 0 DP: 0 HBP: 0						

PITCHER	IP	WLS	BF	H	R	ER	SO	BB	IBB	HBP	BLK	WP	HR	S	P	ERA	WHIP
52 Michael Wacha, R (1, 1) ERA: 1.93	3.0		12	2	1	1	3	1	0	0	0	0	0	17	21	3.00	1.000
26 Trevor Rosenthal, R (4, 1) ERA:	1.0		4	0	0	0	1	1	0	0	0	0	0	5	9	0.00	1.000
71 Sam Freeman, L (5, 1) ERA: 6.0	1.0		5	1	0	0	1	1	0	0	0	0	0	6	10	0.00	2.000
70 Tyler Lyons, L (6, 1) ERA: 1.8	1.0		3	0	0	0	1	0	0	0	0	0	0	5	5	0.00	0.000
36 Randy Choate, L (7, 1) ERA:	1.0		3	0	0	0	2	0	0	0	0	0	0	7	7	0.00	0.000

PITCHER	IP	WLS	BF	H	R	ER	SO	BB	IBB	HBP	BLK	WP	HR	S	P	ERA	WHIP
75 Zach Petrick, R (8, 1) ERA: 4.5	2.0		10	3	3	2	1	0	0	0	0	0	1	14	16	9.00	1.500
41 Pat Neshek, R (10, 1) ERA: 2.7	1.0		3	0	0	0	1	0	0	0	0	0	0	5	5	0.00	0.000

TOP

Washington Nationals @ St. Louis Cardinals
Roger Dean Stadium, Jupiter, FL
Sat Mar 08 2014, 1:08 PM - 3:59 PM EST
Att. 7,118 - Sunny - 71 F

livebaseballscorecards.com

AB	37
R	4
H	6
RBI	4
BB	3
SO	10
LOB	11

WP: 0 PB: 0 SB: 0 CS: 0 PA: 40

Batter	1	2	3	4	5	6	7	8	9	10	AB	R	H	RBI	BB	SO	LOB
13 Matt Carpenter, L (1, 5) OBP: 0.400, SLG: 0.286	B B B B 4-0 7 CS BB		B B B B 4-0 7 BB BB		x 0-0 ① G1-3		x 0-0 ③ G4-3		x 0-0 2B		1	0	0	0	2	0	0
87 Patrick Wisdom, R (6, 5) OBP: 0.182, SLG: 0.545											2	0	1	0	0	0	1
27 Jhonny Peralta, R (1, 6) OBP: 0.231, SLG: 0.769	S S C 0-3 ① K		x 0-0 ② L7		S S S 0-3 ② K			x 0-0 E5 88 1B 83 2B	x 0-0 ③ F8		3	0	0	0	0	2	2
86 Luis Mateo, R (6, 6) OBP: 0.444, SLG: 0.556											2	1	0	0	0	0	1
7 Matt Holliday, R (1, 7) OBP: 0.833, SLG: 1.000	B x 1-0 ② ③ L7 1-2		B B B B 4-0 1-2 BB		S S S 0-3 ③ K			x 0-0 83 2B 79 1B 1-2 1B		x 0-0 ① G4-3	1	0	0	0	1	0	1
88 Randal Grichuk, R (3, PR) OBP: 0.250, SLG: 0.429 (4, 7)											3	1	1	0	0	1	0
21 Allen Craig, R (1, 9) OBP: 0.231, SLG: 0.308		x 0-0 ① G4-3	x 0-0 ③ F9			x 0-0 ① G6-3		S S S 0-3 ① K		x 0-0 ② F9	3	0	0	0	0	0	2
91 Stephen Piscotty, R (7, 9) OBP: 0.231, SLG: 0.250											2	0	0	0	0	1	2
4 Yadier Molina, R (1, 2) OBP: 0.467, SLG: 0.429		x 0-0 3 S 3 1B 1B		x 0-0 1B 1B		x 0-0 ② F8		x 0-0 ② L8		x 0-0 E4 83 FC6-4	3	1	2	0	0	0	0
63 Audry Pérez, R (7, 2)											1	0	0	0	0	0	2
89 Mike O'Neill, L (10, PH)											1	0	0	0	0	0	0
60 Rafael Ortega, L (10, PR) OBP: 0.200, SLG: 0.400											0	0	0	0	0	0	0
Matt Adams, L (1, 3) OBP: 0.438, SLG: 0.625		x 0-0 ② F7		x 0-0 1-2 1B		x 0-0 ③ G4-3		x 0-0 79 1B 1-3 2-H 2B		x 0-0 ③ FC6-4 1-2f	3	0	1	0	0	0	1
83 Xavier Scruggs, R (7, 3) OBP: 0.462, SLG: 0.700											2	1	1	1	0	0	1
3 Mark Ellis, R (1, 4) OBP: 0.385, SLG: 0.333	B x 1-0 1-H 1B	x 0-0 ① F4			S S S 0-3 ① K		x 0-0 ③ 2-H 3-H 1B				3	0	1	1	0	1	2
79 Greg Garcia, L (8, 4) OBP: 0.556, SLG: 0.429											1	0	1	2	0	0	0
19 Jon Jay, L (1, 8) OBP: 0.250, SLG: 0.267	x 0-0 ③ G4-3	S S S 0-3 ② K			S S C 0-3 ② K				S S C 0-3 ① K		3	0	0	0	0	2	3
92 James Ramsey, L (8, 8) OBP: 0.182, SLG: 0.100											1	0	0	0	0	1	0
77 Oscar Taveras, L (1, 10) OBP: 0.167, SLG: 0.333			x 0-0 ① G3	x 0-0 ③ F8			x 0-0 E5		S S S 0-3 ② K		3	0	0	0	0	0	2
55 Scott Moore, L (9, PH) OBP: 0.286, SLG: 0.643 (10, 10)											1	0	0	0	0	1	0
Inning Stats	R: 0 H: 0 E: 0 LOB: 0 K: 1 BB: 1 S: 4 P: 9	R: 1 H: 2 E: 0 LOB: 1 K: 0 BB: 0 S: 5 P: 6	R: 0 H: 0 E: 0 LOB: 2 K: 0 BB: 2 S: 3 P: 11	R: 0 H: 2 E: 0 LOB: 2 K: 1 BB: 0 S: 7 P: 7	R: 0 H: 0 E: 0 LOB: 0 K: 2 BB: 0 S: 7 P: 7	R: 0 H: 0 E: 0 LOB: 0 K: 0 BB: 0 S: 3 P: 3	R: 0 H: 0 E: 1 LOB: 1 K: 2 BB: 0 S: 8 P: 8	R: 3 H: 3 E: 1 LOB: 1 K: 1 BB: 0 S: 8 P: 8	R: 0 H: 1 E: 0 LOB: 1 K: 2 BB: 0 S: 8 P: 8	R: 0 H: 0 E: 1 LOB: 1 K: 0 BB: 0 S: 4 P: 4	1B: 6 2B: 2 3B: 0 HR: 0	SF: 0 SAC: 0 DP: 0 HBP: 0	WP: 0 PB: 0 SB: 1 CS: 1	PA: 42				

PITCHER		IP	WLS	BF	H	R	ER	SO	BB	IBB	HBP	BLK	WP	HR	S	P	ERA	WHIP
55 Chris Young, R	(1, 1)	3.0		13	2	1	1	1	3	0	0	0	0	0	12	26	3.00	1.667
ERA: 3.6																		
69 A.J. Cole, R	(4, 1)	2.2		10	2	0	0	3	0	0	0	0	0	0	16	16	0.00	0.750
ERA:																		
30 Aaron Barrett, R	(6, 1)	1.1		5	0	0	0	2	0	0	0	0	0	0	9	9	0.00	0.000
ERA:																		
33 Daniel Stange, R	(8, 1)	1.0	B	6	3	3	0	1	0	0	0	0	0	0	8	8	0.00	3.000
ERA:																		
46 Clay Hensley, R	(9, 1)	1.0		4	1	0	0	2	0	0	0	0	0	0	8	8	0.00	1.000
ERA:																		

PITCHER		IP	WLS	BF	H	R	ER	SO	BB	IBB	HBP	BLK	WP	HR	S	P	ERA	WHIP
Taylor Hill, R	(10, 1)	1.0		4	0	0	0	0	0	0	0	0	0	0	4	4	0.00	0.000
ERA:																		

BOTTOM

Washington Nationals @ St. Louis Cardinals

Roger Dean Stadium, Jupiter, FL

Sat Mar 08 2014, 1:08 PM - 3:59 PM EST

Att. 7,118 - Sunny - 71 F

livebaseballscorecards.com

AB	39
R	4
H	8
RBI	4
BB	3
SO	9
LOB	20

Batter	1	2	3	4	5	6	7	8	9	AB	R	H	RBI	BB	SO	LOB
8 Peter Bourjos, R (1, 8) OBP: 0.375, SLG: 0.429	C B B B B 4-1 16 BB 21 1B BB		X 0-0 ② F9			X 0-0 ② F9			X 0-0 ① G3	2	1	0	0	1	0	0
60 Rafael Ortega, L (6, 8) OBP: 0.167, SLG: 0.333										1	0	0	0	0	0	0
16 Kolten Wong, L (1, 4) OBP: 0.333, SLG: 0.267	B B B B 4-0 55 G4-6-3 21 1B 1-2 BB		X 0-0 ③ G4-1			H 1-0 HBP			C C C 0-3 ② K	1	0	0	0	1	0	0
86 Luis Mateo, R (6, 4) OBP: 0.400, SLG: 0.500										1	0	0	0	0	1	0
21 Allen Craig, R (1, 10) OBP: 0.333, SLG: 0.467	X 0-0 55 G4-6-3 1-2 2-H 1B			X 0-0 43 WP 43 L1-5 2B		X 0-0 ③ P3			X 0-0 ③ F7	2	0	2	1	0	0	0
84 Casey Rasmus, S (6, PH) (6, 10)										1	0	0	0	0	0	1
89 Mike O'Neill, L (9, PH)										1	0	0	0	0	0	0
55 Scott Moore, L (1, 3) OBP: 0.250, SLG: 0.563	X 0-0 ① ② G4-6-3 1-2f 2-3			X 0-0 ① F7			X 0-0 ① G5-3			2	0	0	0	0	0	3
83 Xavier Scruggs, R (5, 3) OBP: 0.429, SLG: 0.636										1	0	0	0	0	0	0
43 Shane Robinson, R (1, 9) OBP: 0.308, SLG: 0.385	X 0-0 ③ G6-3			B X 1-0 ② ③ L1-5 2-3			X 0-0 ② G6-3			2	0	0	0	0	0	2
91 Stephen Piscotty, R (7, PH) OBP: 0.214, SLG: 0.231										1	0	0	0	0	0	0
(7, 9)																
33 Daniel Descalso, L (1, 5) OBP: 0.308, SLG: 0.308		X 0-0 ① F7			X 0-0 ① F9		X 0-0 ③ G4-3			2	0	0	0	0	0	0
87 Patrick Wisdom, R (5, 5) OBP: 0.167, SLG: 0.500										1	0	0	0	0	0	0
56 Joey Butler, R (1, 7) OBP: 0.333, SLG: 0.273		X 0-0 48 G6-4-3 1B			X 0-0 ② G4-3			S S S 0-3 ① K		2	0	1	0	0	0	0
92 James Ramsey, L (5, 7) OBP: 0.167, SLG: 0.091										1	0	0	0	0	1	0
48 Tony Cruz, R (1, 2) OBP: 0.091, SLG: 0.091		X 0-0 ② ③ G6-4-3 1-2f			X 0-0 ③ G5-3			S S S 0-3 ② K		2	0	0	0	0	0	1
72 Ed Easley, R (5, 2) OBP: 0.333, SLG: 0.200										1	0	0	0	0	1	0
38 Pete Kozma, R (1, 6) OBP: 0.357, SLG: 0.385			X 0-0 ① G6-3			X 0-0 ① G6-3		S S S 0-3 ③ K		2	0	0	0	0	0	0
79 Greg Garcia, L (6, 6) OBP: 0.500, SLG: 0.375										1	0	0	0	0	1	0
Inning Stats	R: 1 H: 1 E: 0 LOB: 1 K: 0 BB: 2 S: 4 P: 12	R: 0 H: 1 E: 0 LOB: 0 K: 0 BB: 0 S: 3 P: 3	R: 0 H: 0 E: 0 LOB: 0 K: 0 BB: 0 S: 3 P: 3	R: 0 H: 1 E: 0 LOB: 0 K: 0 BB: 0 S: 3 P: 4	R: 0 H: 0 E: 0 LOB: 0 K: 0 BB: 0 S: 3 P: 3	R: 0 H: 0 E: 0 LOB: 1 K: 0 BB: 0 S: 3 P: 4	R: 0 H: 0 E: 0 LOB: 0 K: 0 BB: 0 S: 3 P: 3	R: 0 H: 0 E: 0 LOB: 0 K: 3 BB: 0 S: 9 P: 9	R: 0 H: 0 E: 0 LOB: 0 K: 1 BB: 0 S: 5 P: 5	1B: 2 SF: 0 2B: 2 SAC: 0 3B: 0 DP: 3 HR: 0 HBP: 1						WP: 1 PA: 30 PB: 0 SB: 0 CS: 0

TOP

St. Louis Cardinals @ Washington Nationals
Space Coast Stadium, Viera, FL
Sun Mar 09 2014, 1:12 PM - 4:13 PM EDT
Att. 7,623 - Sunny - 78 F

livebaseballscorecards.com

AB	27
R	1
H	3
RBI	1
BB	2
SO	4
LOB	7

PITCHER		IP	WLS	BF	H	R	ER	SO	BB	IBB	HBP	BLK	WP	HR	S	P	ERA	WHIP
37 Stephen Strasburg, R ERA: 1.8	(1, 1)	3.0	W	11	2	1	1	0	2	0	0	0	0	0	10	18	3.00	1.333
50 Matt Purke, L ERA: 11.81	(4, 1)	2.0		6	1	0	0	0	0	0	0	0	1	0	6	7	0.00	0.500
22 Drew Storen, R ERA: 9.0	(6, 1)	1.0		4	0	0	0	0	0	0	1	0	0	0	3	4	0.00	0.000
35 Craig Stammen, R ERA: 6.0	(7, 1)	1.0		3	0	0	0	0	0	0	0	0	0	0	3	3	0.00	0.000
71 Christian Garcia, R ERA: 8.31	(8, 1)	1.0		3	0	0	0	3	0	0	0	0	0	0	9	9	0.00	0.000

PITCHER		IP	WLS	BF	H	R	ER	SO	BB	IBB	HBP	BLK	WP	HR	S	P	ERA	WHIP
56 Luis Ayala, R ERA: 8.31	(9, 1)	1.0		3	0	0	0	1	0	0	0	0	0	0	5	5	0.00	0.000

Batter	1	2	3	4	5	6	7	8	9	AB	R	H	RBI	BB	SO	LOB
6 Anthony Rendon, R (1, 5) OBP: 0.294, SLG: 0.563 10 Will Rhymes, L (5, PH) OBP: 0.438, SLG: 0.308 (6, 5)	C B C B X 2-2 HR		X 0-0 ① F9	X 0-0 4 BB 28 1B 1B	X 0-0 ③ G4-3		X 0-0 ① G1 1-2	C C C 0-3 ③		3	2	2	1	0	0	0
										3	0	0	0	0	1	4
20 Ian Desmond, R (1, 6) OBP: 0.333, SLG: 0.778 4 Zach Walters, S (4, PH) OBP: 0.643, SLG: 1.167 (5, 6)	S S S 0-3 ① K		X 0-0 28 S 40 1B 1B	B B B B 4-0 28 1B 40 2B 1-2 BB		X 0-0 ① F8	B X 1-0 ② F8 2-3			2	1	1	0	0	1	0
										2	1	0	0	1	0	1
28 Jayson Werth, R (1, 9) OBP: 0.375, SLG: 0.167 21 Steven Souza Jr., R (4, PR) OBP: 0.350, SLG: 0.474 (5, 9)	X 0-0 ② G6-3		S B B B B 4-1 8 1B 40 1B 16 1B 1-2 BB	X 0-0 40 2B 1-2 2-H 1B		X 0-0 12 1B 62 1B 2B	X 0-0 ③ G6-3			2	1	1	1	1	0	0
										2	2	1	0	0	0	1
40 Wilson Ramos, R (1, 2) OBP: 0.563, SLG: 0.875 19 Chris Snyder, R (6, 2) OBP: 0.462, SLG: 0.778	X 0-0 ③ G4-3		X 0-0 16 1B 8 1B 7 1B 1-2 2-H 1B	X 0-0 1-H 2-H 2B		B B B B 4-0 12 1B 62 1B BB		X 0-0 ① F8		3	1	2	3	0	0	0
										1	1	0	0	1	0	0
8 Danny Espinosa, S (1, 4) OBP: 0.350, SLG: 0.294 1 Jamey Carroll, R (6, 4) OBP: 0.389, SLG: 0.154		X 0-0 16 E 1B	X 0-0 7 1B 16 1B 15 SF7 1-2 2-3 1B	S S S 0-3 ① K		X 0-0 ② F9		B B B B B 4-0 62 WP 12 1B 67 BB BB		3	1	2	0	0	1	2
										1	1	0	0	1	0	2
16 Brock Peterson, R (1, 3) OBP: 0.500, SLG: 0.500 12 Tyler Moore, R (6, 3) OBP: 0.227, SLG: 0.238		X 0-0 E5 3 G5-3 1-3	X 0-0 3 7 FC6-5 1B 1-2 2-3 3-H 1B	B B B 4-0 7 G6-4-3 BB		X 0-0 62 1B 1-2 2-3 1B		X 0-0 67 BB 62 WP 1-2 1B		2	0	1	1	1	0	1
										2	0	2	0	0	0	0
7 Scott Hairston, R (1, 10) OBP: 0.222, SLG: 0.188 62 Koyie Hill, S (6, PH) OBP: 0.600, SLG: 0.625 (7, 10)	B B B B 4-0 BB		X 0-0 1-2 2-3 3-H 1B	X 0-0 ② ③ G6-4-3 1-2f		X 0-0 1-3 2-H 3-H 1B		B B B B 4-0 67 BB 1-2 2-3 BB		2	0	1	1	1	0	2
										1	0	1	2	1	0	0
15 Nate McLouth, L (1, 7) OBP: 0.188, SLG: 0.143 67 Brian Goodwin, L (6, 7) OBP: 0.353, SLG: 0.462	X 0-0 ① F6	X 0-0 ② SF7 3-H			X 0-0 ① G3	S S S 0-3 ③ K		B B B B 4-0 1-2 2-3 3-H BB		2	0	0	1	0	0	3
										1	0	0	1	1	1	2
3 Eury Pérez, R (1, 8) OBP: 0.400, SLG: 0.385 68 Michael Taylor, R (6, 8) OBP: 0.250, SLG: 0.357	X 0-0 ② ③ G5-3 2-3f	X 0-0 ③ FC6-5 2-3f			X 0-0 ② G1-3		X 0-0 4 WP 10 G1 1B	X 0-0 ② F9		3	0	0	0	0	0	5
										2	0	1	0	0	0	3
Inning Stats	R: 1 E: 0 K: 1 S: 8 H: 1 LOB: 0 BB: 0 P: 10	R: 0 E: 1 K: 0 S: 4 H: 1 LOB: 2 BB: 1 P: 8	R: 4 E: 0 K: 0 S: 9 H: 5 LOB: 2 BB: 1 P: 13	R: 3 E: 0 K: 1 S: 7 H: 3 LOB: 2 BB: 2 P: 15	R: 0 E: 0 K: 0 S: 3 H: 0 LOB: 0 BB: 0 P: 3	R: 2 E: 0 K: 1 S: 8 H: 3 LOB: 2 BB: 1 P: 12	R: 0 E: 0 K: 0 S: 4 H: 1 LOB: 1 BB: 0 P: 5	R: 1 E: 0 K: 1 S: 6 H: 1 LOB: 3 BB: 3 P: 18		1B: 12 2B: 2 3B: 0 HR: 1 SF: 1 SAC: 0 DP: 2 HBP: 0					WP: 2 PB: 0 SB: 1 CS: 0	PA: 46	

PITCHER		IP	WLS	BF	H	R	ER	SO	BB	IBB	HBP	BLK	WP	HR	S	P	ERA	WHIP
58 Joe Kelly, R ERA: 15.75	(1, 1)	2.1	L	16	7	5	5	1	2	0	0	0	0	1	19	29	19.29	3.857
43 Seth Maness, R ERA: 12.46	(3, 1)	1.2		9	3	3	3	1	2	0	0	0	0	0	9	17	16.20	3.000
73 Sam Gaviglio, R ERA: 3.38	(5, 1)	2.0		10	3	2	2	1	1	0	0	0	0	0	11	15	9.00	2.000
68 Jorge Rondon, R ERA:	(7, 1)	1.0		4	1	0	0	0	0	0	0	0	1	0	4	5	0.00	1.000
98 Dixon Llorens, R ERA: 27.0	(8, 1)	0.1		5	1	1	1	0	3	0	0	0	1	0	2	14	27.00	12.000

PITCHER		IP	WLS	BF	H	R	ER	SO	BB	IBB	HBP	BLK	WP	HR	S	P	ERA	WHIP
94 Kurt Heyer, R ERA:	(8, 1)	0.2		2	0	0	0	1	0	0	0	0	0	0	4	4	0.00	0.000

BOTTOM

St. Louis Cardinals @ Washington Nationals

Space Coast Stadium, Viera, FL

Sun Mar 09 2014, 1:12 PM - 4:13 PM EDT

Att. 7,623 - Sunny - 78 F

livebaseballscorecards.com

AB	37
R	11
H	15
RBI	11
BB	8
SO	4
LOB	26

Batter	1	2	3	4	5	6	7	8	9	AB	R	H	RBI	BB	SO	LOB
21 Dexter Fowler, S (1, 8) OBP: 0.350, SLG: 0.188 80 Delino DeShields, R (5, 8) OBP: 0.200, SLG: 0.059	S S S 0-3 ① K	H 1-0 HBP			S S C 0-3 ① K	X 0-0 6 2B 1-2 2-3 1B		S S C 0-3 ① K		2 0 0 0 0 2 0 2 1 1 0 0 1 1						
6 Jonathan Villar, S (1, 6) OBP: 0.333, SLG: 0.529 76 Carlos Pérez, R (6, 2) OBP: 1.000, SLG: 1.000	S S C 0-3 ② K	X 0-0 ③ F8			B B B B 4-0 23 1B BB	X 0-0 14 S 75 1B 1-H 2-H 3-H 2B		X 0-0 1-3 1B		3 1 1 3 1 1 3 1 0 1 0 0 0 0						
14 Jesus Guzman, R (1, 3) OBP: 0.278, SLG: 0.200 29 Brett Wallace, L (6, 3) OBP: 0.143, SLG: 0.143	S S C 0-3 ③ K		B B B B 4-0 23 G6-4-3 BB		S S S 0-3 ② K	B S S S 1-3 2-3 K		S S S 0-3 ② K		3 0 0 0 1 3 3 1 0 0 0 0 1 2						
23 Chris Carter, R (1, 10) OBP: 0.308, SLG: 0.538 75 Japhet Amador, R (6, PH) OBP: 0.250, SLG: 0.250 (6, 10)		S S S 0-3 ① K	X 0-0 ① ② G6-4-3 1-2f		X 0-0 1-3 1B	X 0-0 3-H 1B		S S S 0-3 ③ K		3 0 1 0 0 1 1 2 0 1 1 0 1 2						
30 Matt Dominguez, R (1, 5) OBP: 0.273, SLG: 0.222		S S C 0-3 ② K	X 0-0 1B		X 0-0 ③ G6-3	X 0-0 ③ F8			X 0-0 ① G4-3	5 0 1 0 0 1 3						
79 George Springer, R (1, 9) OBP: 0.333, SLG: 0.111		X 0-0 22 S 22 HR 1B	X 0-0 ③ F9			S S S 0-3 ① K	S S C 0-3 ① K		X 0-0 ② E5	5 1 1 0 0 2 1						
22 Carlos Corporán, S (1, 2) OBP: 0.500, SLG: 0.909 84 Carlos Correa, R (6, 6) OBP: 0.188, SLG: 0.200		B X 1-0 1-H HR		X 0-0 ① G6-3	X 0-0 28 1B 2B	X 0-0 ② G6-3			X 0-0 ③ G4-3	3 2 2 2 0 0 0 2 0 0 0 0 0 0						
28 L.J. Hoes, R (1, 7) OBP: 0.417, SLG: 0.300 1 Adron Chambers, L (6, PR) OBP: 0.750, SLG: 0.750 (6, 7)		B B B B 4-0 2 2B BB		X 0-0 G4-3	X 0-0 2-H 80 1B 2 HBP 6 2B 1B	X 0-0 2 CS 1B				2 0 1 1 1 0 0 1 1 1 0 0 0 0						
2 Gregorio Petit, R (1, 4) OBP: 0.308, SLG: 0.333		X 0-0 1-3 2B		S S S 0-3 ③ K	H 1-0 80 1B 6 2B 1-2 HBP	1 SAFE 0-0 ③ CS 1-2	X 0-0 76 1B 1B			3 1 2 0 0 1 0						
Inning Stats	R: 0 H: 0 E: 0 LOB: 0 K: 3 BB: 0 S: 9 P: 9	R: 2 H: 3 E: 0 LOB: 3 K: 2 BB: 1 S: 10 P: 16	R: 0 H: 1 E: 0 LOB: 1 K: 0 BB: 1 S: 3 P: 7	R: 0 H: 0 E: 0 LOB: 0 K: 1 BB: 0 S: 5 P: 5	R: 0 H: 1 E: 0 LOB: 2 K: 2 BB: 1 S: 8 P: 12	R: 5 H: 5 E: 0 LOB: 1 K: 2 BB: 0 S: 12 P: 14	R: 0 H: 1 E: 0 LOB: 0 K: 1 BB: 0 S: 5 P: 5	R: 0 H: 2 E: 0 LOB: 2 K: 3 BB: 0 S: 11 P: 11	R: 0 H: 0 E: 1 LOB: 0 K: 0 BB: 0 S: 3 P: 3	1B: 9 SF: 0 2B: 3 SAC: 0 3B: 0 DP: 1 HR: 1 HBP: 2						

TOP

Houston Astros @ Washington Nationals

Space Coast Stadium, Viera, FL

Mon Mar 10 2014, 6:08 PM - 9:07 PM EDT

Att. 4,366 - Clear - 77 F

livebaseballscorecards.com

AB	38
R	7
H	13
RBI	7
BB	3
SO	14
LOB	16

WP: 0 PA: 44
PB: 0
SB: 2
CS: 1

PITCHER	IP	WLS	BF	H	R	ER	SO	BB	IBB	HBP	BLK	WP	HR	S	P	ERA	WHIP
47 Gio González, L (1, 1) ERA: 4.5	2.0	L	11	3	2	2	5	1	0	1	0	0	1	19	25	9.00	2.000
64 Blake Treinen, R (3, 1) ERA: 6.0	3.0		12	2	0	0	3	2	0	0	0	0	0	16	24	0.00	1.333
29 Rafael Soriano, R (6, 1) ERA: 37.8	0.2		8	5	5	5	2	0	0	1	0	0	0	11	13	67.50	7.500
30 Aaron Barrett, R (6, 1) ERA:	1.1		4	1	0	0	1	0	0	0	0	0	0	6	6	0.00	0.750
36 Tyler Clippard, R (8, 1) ERA:	1.0		5	2	0	0	3	0	0	0	0	0	0	11	11	0.00	2.000

PITCHER	IP	WLS	BF	H	R	ER	SO	BB	IBB	HBP	BLK	WP	HR	S	P	ERA	WHIP
31 Xavier Cedeño, L (9, 1) ERA:	1.0		3	0	0	0	0	0	0	0	0	0	0	3	3	0.00	0.000

Batter	1	2	3	4	5	6	7	8	9	AB	R	H	RBI	BB	SO	LOB
2 Denard Span, L (1, 8) OBP: 0.389, SLG: 0.500	G4-3 1 34 2B		G4-3			G6-3	F9			3	1	1	0	0	0	0
68 Michael Taylor, R (7, 8) OBP: 0.235, SLG: 0.333										1	0	0	0	0	0	3
1 Jamey Carroll, R (1, 6) OBP: 0.350, SLG: 0.133	G4-3 2-3			G1-6-3		G6-3		G4-3		2	0	0	0	0	0	1
18 Mike Fontenot, L (5, 4) OBP: 0.133, SLG: 0.154										2	0	0	0	0	0	0
34 Bryce Harper, L (1, 7) OBP: 0.353, SLG: 0.429	G4-3 3-H			K		G6-3		G6-3		3	0	0	1	0	1	0
26 Jeff Kobernus, R (7, 7) OBP: 0.417, SLG: 0.545										1	0	0	0	0	0	0
11 Ryan Zimmerman, R (1, 5) OBP: 0.389, SLG: 0.611	G4-3			2B			13 1B 23 1B 1B	K		2	0	1	0	0	0	0
10 Will Rhymes, L (5, 5) OBP: 0.444, SLG: 0.333										2	1	1	0	0	1	0
25 Adam LaRoche, L (1, 3) OBP: 0.278, SLG: 0.611		G4-3		F7			P4		41 FC4-6 13 1B 7 FC4-6 1B	3	0	0	0	0	0	2
12 Tyler Moore, R (8, 3) OBP: 0.261, SLG: 0.273										1	1	1	0	0	0	0
4 Zach Walters, S (1, 4) OBP: 0.688, SLG: 1.154 (5, 6)	BBB	59 G5-4-3 BB			59 FC6-5 59 E 1B		67 1B 23 1B 1-2 1B		41 FC4-6 1-2 1B	1	0	1	0	1	0	0
13 Stephen Perez, S (7, 6) OBP: 0.667, SLG: 0.667										2	0	2	0	0	0	0
59 Jose Lobaton, S (1, 2) OBP: 0.231, SLG: 0.091	G5-4-3 1-2f				1 SAFE FC6-5 23 G6-4-3 1-3		K		FC4-6 7 FC4-6 1-2f 2-3	2	0	0	0	0	0	2
41 Sandy León, S (7, 2) OBP: 0.333, SLG: 0.500										2	0	0	0	0	1	4
23 Jhonatan Solano, R (1, 10) OBP: 0.333, SLG: 0.111			G6-3		G6-4-3 1-2f		67 1B 1-2 2-H 1B		FC4-6 1-2f 3-H	3	0	1	1	0	0	1
7 Theo Bowe, L (7, PR) (8, 10)										1	0	0	1	0	0	1
21 Steven Souza Jr., R (1, 9) OBP: 0.364, SLG: 0.619			G4-3			HR	1-2 2-3 1B		F9	2	1	1	1	0	0	0
67 Brian Goodwin, L (7, 9) OBP: 0.368, SLG: 0.467										2	0	1	0	0	0	1
Inning Stats	R: 1 E: 0 K: 0 S: 4 H: 1 LOB: 0 BB: 0 P: 4	R: 0 E: 0 K: 0 S: 2 H: 0 LOB: 0 BB: 1 P: 6	R: 0 E: 0 K: 0 S: 3 H: 0 LOB: 0 BB: 0 P: 3	R: 0 E: 0 K: 1 S: 6 H: 1 LOB: 1 BB: 0 P: 6	R: 0 E: 1 K: 0 S: 3 H: 1 LOB: 0 BB: 0 P: 3	R: 1 E: 0 K: 0 S: 4 H: 1 LOB: 0 BB: 0 P: 4	R: 1 E: 0 K: 1 S: 9 H: 4 LOB: 3 BB: 0 P: 9	R: 0 E: 0 K: 1 S: 5 H: 0 LOB: 0 BB: 0 P: 5	R: 1 E: 0 K: 0 S: 5 H: 2 LOB: 1 BB: 0 P: 5	1B: 7 2B: 2 3B: 0 HR: 1 SF: 0 SAC: 0 DP: 2 HBP: 0	WP: 0 PB: 0 SB: 0 CS: 0 PA: 36					

PITCHER	IP	WLS	BF	H	R	ER	SO	BB	IBB	HBP	BLK	WP	HR	S	P	ERA	WHIP
64 Lucas Harrell, R (1, 1) ERA: 3.0	4.0	W	14	2	1	1	1	1	0	0	0	0	0	15	19	2.25	0.750
73 Mike Foltynewicz, R (5, 1) ERA: 1.5	2.0	H	7	2	1	1	0	0	0	0	0	0	1	7	7	4.50	1.000
61 Josh Zeid, R (7, 1) ERA: 3.38	1.0		7	4	1	1	1	0	0	0	0	0	0	9	9	9.00	4.000
89 Alex Sogard, L (8, 1) ERA:	1.0		3	0	0	0	1	0	0	0	0	0	0	5	5	0.00	0.000
35 Josh Fields, R (9, 1) ERA: 3.0	1.0		5	2	1	1	0	0	0	0	0	0	0	5	5	9.00	2.000

PITCHER	IP	WLS	BF	H	R	ER	SO	BB	IBB	HBP	BLK	WP	HR	S	P	ERA	WHIP

BOTTOM

Houston Astros @ Washington Nationals

Space Coast Stadium, Viera, FL

Mon Mar 10 2014, 6:08 PM - 9:07 PM EDT

Att. 4,366 - Clear - 77 F

livebaseballscorecards.com

AB	35
R	4
H	10
RBI	4
BB	1
SO	3
LOB	15

Batter	1	2	3	4	5	6	7	8	9	AB	R	H	RBI	BB	SO	LOB
22 Jacoby Ellsbury, L (1, 8) OBP: 0.318, SLG: 0.176	G6-3			K		F8 2-3		G6-3		3	0	0	0	0	1	1
82 Gary Sánchez, R (7, 2) OBP: 0.333, SLG: 0.667										1	0	0	0	0	0	1
11 Brett Gardner, L (1, 7) OBP: 0.286, SLG: 0.316	G5-3			G1-3		SF8 3-H			G4-3	2	0	0	1	0	0	0
98 Zelous Wheeler, R (7, 5) OBP: 0.222, SLG: 0.333										1	0	0	0	0	0	0
25 Mark Teixeira, S (1, 3) OBP: 0.222, SLG: 0.250	F8			L8		G6-3			G6-3	3	0	0	0	0	0	0
97 Mason Williams, L (7, 8) OBP: 0.250, SLG: 0.357										1	0	0	0	0	0	0
34 Brian McCann, L (1, 2) OBP: 0.364, SLG: 0.500		F7			K		G6-3		F8	3	0	0	0	0	1	0
72 Corban Joseph, L (7, 4) OBP: 0.278, SLG: 0.133										1	0	0	0	0	0	0
24 Scott Sizemore, R (1, 4) OBP: 0.455, SLG: 0.375		K			K		G5-3			3	0	0	0	0	2	0
87 Francisco Arcia, L (7, 3) OBP: 0.375, SLG: 0.571										0	0	0	0	0	0	0
26 Eduardo Núñez, R (1, 6) OBP: 0.250, SLG: 0.550		B5-3			45 1B 3B		P3			3	1	1	0	0	0	0
73 Antoan Richardson, S (7, 7) OBP: 0.250, SLG: 0.250										0	0	0	0	0	0	0
45 Dean Anna, L (1, 5) OBP: 0.500, SLG: 0.375			K		1B 3-H			96 WP 1B		2	0	1	1	0	1	0
89 Yangervis Solarte, S (7, 6) OBP: 0.650, SLG: 0.944										1	0	1	0	0	0	0
53 Austin Romine, R (1, 10) OBP: 0.313, SLG: 0.267			K		K			K 1-2		2	0	0	0	0	2	1
96 Peter O'Brien, R (8, PH) (8, 10)										1	0	0	0	0	1	1
65 Zoilo Almonte, S (1, 9) OBP: 0.353, SLG: 0.438			G4-3			22 F8 11 SF8 2B		F9		2	1	1	0	0	0	0
81 Ramón Flores, L (7, 9) OBP: 0.158, SLG: 0.333										1	0	0	0	0	0	1
Inning Stats	R: 0 E: 0 K: 0 S: 4 H: 0 LOB: 0 BB: 0 P: 4	R: 0 E: 0 K: 1 S: 5 H: 0 LOB: 0 BB: 0 P: 5	R: 0 E: 0 K: 2 S: 7 H: 0 LOB: 0 BB: 0 P: 7	R: 0 E: 0 K: 1 S: 5 H: 0 LOB: 0 BB: 0 P: 5	R: 1 E: 0 K: 3 S: 11 H: 2 LOB: 1 BB: 0 P: 11	R: 1 E: 0 K: 0 S: 4 H: 1 LOB: 0 BB: 0 P: 5	R: 0 E: 0 K: 0 S: 3 H: 0 LOB: 0 BB: 0 P: 3	R: 0 E: 0 K: 1 S: 6 H: 1 LOB: 1 BB: 0 P: 6	R: 0 E: 0 K: 0 S: 3 H: 0 LOB: 0 BB: 0 P: 3							

TOP

New York Yankees @ Washington Nationals

Space Coast Stadium, Viera, FL

Tue Mar 11 2014, 1:09 PM - 3:43 PM EDT

Att. 7,372 - Sunny - 82 F

livebaseballscorecards.com

AB	30
R	2
H	4
RBI	2
BB	0
SO	8
LOB	5

PITCHER		IP	WLS	BF	H	R	ER	SO	BB	IBB	HBP	BLK	WP	HR	S	P	ERA	WHIP	PITCHER		IP	WLS	BF	H	R	ER	SO	BB	IBB	HBP	BLK	WP	HR	S	P	ERA	WHIP
27 Jordan Zimmermann, R ERA:	(1, 1)	4.0	W	12	0	0	0	4	0	0	0	0	0	0	21	21	0.00	0.000																		
22 Drew Storen, R ERA: 9.0	(5, 1)	1.0	H	5	2	1	1	3	0	0	0	0	0	0	11	11	9.00	2.000																		
73 Felipe Vázquez, L ERA: 4.5	(6, 1)	2.0	H	7	1	1	1	0	0	0	0	0	0	0	7	8	4.50	0.500																		
33 Daniel Stange, R ERA:	(8, 1)	1.0	H	4	1	0	0	1	0	0	0	0	1	0	6	6	0.00	1.000																		
17 Manny Delcarmen, R ERA:	(9, 1)	1.0	S	3	0	0	0	0	0	0	0	0	0	0	3	3	0.00	0.000																		

1B: 2	SF: 1	WP: 1	PA: 31
2B: 1	SAC: 0	PB: 0	
3B: 1	DP: 0	SB: 0	
HR: 0	HBP: 0	CS: 0	

Batter	1	2	3	4	5	6	7	8	9	AB	R	H	RBI	BB	SO	LOB
6 Anthony Rendon, R (1, 5) OBP: 0.350, SLG: 0.611 4 Zach Walters, S (6, 5) OBP: 0.706, SLG: 1.154	BBBB 4-0 28 1B 40 FC4-6 BB	x 0-0 1-H 3-H 2B		x 0-0 ③ F7			BBBB 4-0 62 FC5-4 BB			2 1 1 2 1 0 1 0 0 0 0 1 0 0						
26 Jeff Kobernus, R (1, 10) OBP: 0.333, SLG: 0.429 62 Koyie Hill, S (7, PH) OBP: 0.545, SLG: 0.556 (8, 10)	x 0-0 ① F9	x 0-0 ③ G5-3			x 0-0 ① F9		x 0-0 ③ FC5-4 1-2f			3 0 0 0 0 0 2 1 0 0 0 0 0 1						
28 Jayson Werth, R (1, 9) OBP: 0.455, SLG: 0.333 21 Steven Souza Jr., R (6, 9) OBP: 0.348, SLG: 0.591	x 0-0 40 FC4-6 1-3 1B		x 0-0 40 FC9-4-6 1B		CCC 0-3 ② K			CCC 0-3 ① K		3 0 2 0 0 1 0 1 0 0 0 0 1 0						
40 Wilson Ramos, R (1, 2) OBP: 0.474, SLG: 0.737 19 Chris Snyder, R (6, 2) OBP: 0.500, SLG: 0.800	x 0-0 ② FC4-6 1-2f 3-H		x 0-0 ① FC9-4-6 8 FC6-4 1-2f		x 0-0 ③ F9			x 0-0 1B		3 0 0 1 0 0 2 1 0 1 0 0 0 0						
20 Ian Desmond, R (1, 6) OBP: 0.286, SLG: 0.667 1 Jamey Carroll, R (7, 6) OBP: 0.333, SLG: 0.125	SSS 0-3 ③ K		x 0-0 ② F8			x 0-0 ① G6-3		SSS 0-3 ② K		3 0 0 0 0 1 2 1 0 0 0 0 1 1						
8 Danny Espinosa, S (1, 4) OBP: 0.348, SLG: 0.263 18 Mike Fontenot, L (7, 4) OBP: 0.125, SLG: 0.143		BBBB 4-0 12 1B 6 2B BB	x 0-0 ③ FC6-4 1-2f			x 0-0 ② L8		x 0-0 ③ F8		2 1 0 0 1 0 1 1 0 0 0 0 0 1						
12 Tyler Moore, R (1, 3) OBP: 0.269, SLG: 0.280 16 Brock Peterson, R (7, 3) OBP: 0.500, SLG: 0.500		x 0-0 6 2B 1-3 1B		CCC 0-3 ① K		SSS 0-3 ③ K				3 1 1 0 0 2 0 0 0 0 0 0 0 0						
7 Scott Hairston, R (1, 7) OBP: 0.190, SLG: 0.158 67 Brian Goodwin, L (8, 7) OBP: 0.368, SLG: 0.467		CCC 0-3 ① K		x 0-0 ② P2			x 0-0 ① F7			3 0 0 0 0 1 2 0 0 0 0 0 0 0						
15 Nate McLouth, L (1, 8) OBP: 0.211, SLG: 0.125 68 Michael Taylor, R (8, 8) OBP: 0.235, SLG: 0.333		CCS 0-3 ② K		BBBB 4-0 BB			x 0-0 ② P6			2 0 0 0 1 1 2 0 0 0 0 0 0 0						
Inning Stats	R: 1 H: 1 E: 0 LOB: 1 K: 1 BB: 1 S: 6 P: 10	R: 2 H: 2 E: 0 LOB: 1 K: 2 BB: 1 S: 9 P: 13	R: 0 H: 1 E: 0 LOB: 1 K: 0 BB: 0 S: 4 P: 4	R: 0 H: 0 E: 0 LOB: 1 K: 1 BB: 1 S: 5 P: 9	R: 0 H: 0 E: 0 LOB: 0 K: 1 BB: 0 S: 5 P: 5	R: 0 H: 0 E: 0 LOB: 0 K: 0 BB: 0 S: 5 P: 5	R: 0 H: 0 E: 0 LOB: 1 K: 0 BB: 1 S: 3 P: 7	R: 0 H: 1 E: 0 LOB: 1 K: 2 BB: 0 S: 8 P: 8		1B: 4 SF: 0 2B: 1 SAC: 0 3B: 0 DP: 0 HR: 0 HBP: 0						

PITCHER		IP	WLS	BF	H	R	ER	SO	BB	IBB	HBP	BLK	WP	HR	S	P	ERA	WHIP
52 CC Sabathia, L ERA: 5.4	(1, 1)	3.0	L	15	4	3	3	3	2	0	0	0	0	0	19	27	9.00	2.000
40 Matt Daley, R ERA:	(4, 1)	1.0		4	0	0	0	1	1	0	0	0	0	0	5	9	0.00	1.000
61 Jim Miller, R ERA: 1.59	(5, 1)	1.0		3	0	0	0	1	0	0	0	0	0	0	5	5	0.00	0.000
55 David Herndon, R ERA:	(6, 1)	1.0		3	0	0	0	1	0	0	0	0	0	0	5	5	0.00	0.000
64 Cesar Cabral, L ERA:	(7, 1)	1.0		4	0	0	0	0	1	0	0	0	0	0	3	7	0.00	1.000
71 Brian Gordon, R ERA: 12.0	(8, 1)	1.0		4	1	0	0	2	0	0	0	0	0	0	8	8	0.00	1.000

BOTTOM

New York Yankees @ Washington Nationals

Space Coast Stadium, Viera, FL

Tue Mar 11 2014, 1:09 PM - 3:43 PM EDT

Att. 7,372 - Sunny - 82 F

livebaseballscorecards.com

AB	29
R	3
H	5
RBI	3
BB	4
SO	8
LOB	15

WP: 0 PA: 33
PB: 0
SB: 0
CS: 0

Washington Nationals @ Atlanta Braves

Champion Stadium, Lake Buena Vista, FL

Wed Mar 12 2014, 1:08 PM - 3:49 PM EDT

Att. 5,445 - Cloudy - 71 F

TOP

livebaseballscorecards.com

Batter	1	2	3	4	5	6	7	8	9	AB	R	H	RBI	BB	SO	LOB
2 Denard Span, L (1, 8) OBP: 0.429, SLG: 0.619	G3		8 CS 1B		3B			11 G6-3 28 1B 1B	FC4-6 1-2f	3	0	2	0	0	0	0
26 Jeff Kobernus, R (5, 8) OBP: 0.353, SLG: 0.438										2	1	1	0	0	0	2
8 Danny Espinosa, S (1, 6) OBP: 0.346, SLG: 0.238	28 E 28 S 6 WP HBP		K 1-2		G4-3			G6-3 1-2		2	1	0	0	0	1	2
11 Jason Martinson, R (5, 6) OBP: 0.167, SLG: 0.167										1	0	0	0	0	0	1
28 Jayson Werth, R (1, 9) OBP: 0.429, SLG: 0.333	E6 6 WP 1-3 1B		F8			F8		S 2-H 1B		3	0	1	0	0	0	0
28 Caleb Ramsey, L (6, 9) OBP: 1.000, SLG: 1.000										1	0	1	1	0	0	0
34 Bryce Harper, L (1, 7) OBP: 0.350, SLG: 0.412	L5			E7 1B		G4-1		F9		3	0	1	0	0	0	2
68 Michael Taylor, R (6, 7) OBP: 0.222, SLG: 0.313										1	0	0	0	0	0	1
6 Anthony Rendon, R (1, 5) OBP: 0.391, SLG: 0.600	25 S BB 2-3 3-H			25 FC9-6 1B		L4		K2-3 1-2		2	0	1	0	1	0	0
Cutter Dykstra, R (6, 5)										1	0	0	0	0	1	1
25 Adam LaRoche, L (1, 3) OBP: 0.286, SLG: 0.550	K 1-2			FC9-6 4 FC6-4 1-2f			62 FC4-6 BB		K	2	0	0	0	1	1	4
Matt Skole, L (7, 3) OBP: 0.412, SLG: 0.733										1	0	0	0	0	1	0
4 Zach Walters, S (1, 4) OBP: 0.600, SLG: 0.938		P4		FC6-4 1-2f			F8		G6-3	3	0	0	0	0	0	3
15 Emmanuel Burriss, S (7, 4)										1	0	0	0	0	0	0
16 Brock Peterson, R (1, 10) OBP: 0.450, SLG: 0.412		G5-3			G6-3		P5		62 1B BB	3	0	0	0	1	0	1
Drew Vettleson, L (9, PR) (9, 10)										0	0	0	0	0	0	0
41 Sandy León, S (1, 2) OBP: 0.286, SLG: 0.417		G5-3			L4		FC4-6 1-2f		26 FC4-6 1-2 1B	2	0	0	0	0	0	0
62 Koyie Hill, S (6, 2) OBP: 0.538, SLG: 0.545										2	0	1	0	0	0	1

	AB	33
	R	2
	H	8
	RBI	1
	BB	3
	SO	4
	LOB	18

Inning Stats										
	R: 1 E: 1 K: 1 S: 6	H: 1 LOB: 2 BB: 1 P: 15	R: 0 E: 0 K: 0 S: 3	H: 0 LOB: 0 BB: 0 P: 3	R: 0 E: 0 K: 1 S: 5	H: 1 LOB: 0 BB: 0 P: 6	R: 0 E: 1 K: 0 S: 4	H: 2 LOB: 2 BB: 0 P: 4	R: 0 E: 0 K: 0 S: 4	H: 1 LOB: 1 BB: 0 P: 4
	R: 0 E: 0 K: 0 S: 3	H: 0 LOB: 0 BB: 0 P: 3	R: 0 E: 0 K: 0 S: 3	H: 0 LOB: 1 BB: 1 P: 7	R: 1 E: 0 K: 1 S: 7	H: 2 LOB: 1 BB: 0 P: 8	R: 0 E: 0 K: 1 S: 6	H: 1 LOB: 2 BB: 1 P: 10	1B: 7 2B: 0 3B: 1 HR: 0	SF: 0 SAC: 0 DP: 0 HBP: 1
	WP: 1 PB: 0 SB: 3 CS: 1	PA: 37								

PITCHER		IP	WLS	BF	H	R	ER	SO	BB	IBB	HBP	BLK	WP	HR	S	P	ERA	WHIP
40 Alex Wood, L ERA:	(1, 1)	4.0		16	4	1	0	2	1	0	1	0	1	0	18	28	0.00	1.250
52 Jordan Walden, R ERA: 3.6	(5, 1)	1.0	H	4	1	0	0	0	0	0	0	0	0	0	4	4	0.00	1.000
72 J.R. Graham, R ERA: 4.5	(6, 1)	1.0	H	3	0	0	0	0	0	0	0	0	0	0	3	3	0.00	0.000
63 Luis Vasquez, R ERA:	(7, 1)	1.0	H	4	0	0	0	0	1	0	0	0	0	0	3	7	0.00	1.000
81 Shae Simmons, R ERA: 5.4	(8, 1)	1.0	B	5	2	1	1	1	0	0	0	0	0	0	7	8	9.00	2.000

PITCHER		IP	WLS	BF	H	R	ER	SO	BB	IBB	HBP	BLK	WP	HR	S	P	ERA	WHIP
82 Ian Thomas, L ERA: 1.69	(9, 1)	1.0	W	5	1	0	0	1	1	0	0	0	0	0	6	10	0.00	2.000

BOTTOM

Washington Nationals @ Atlanta Braves

Champion Stadium, Lake Buena Vista, FL

Wed Mar 12 2014, 1:08 PM - 3:49 PM EDT

Att. 5,445 - Cloudy - 71 F

Batter	1	2	3	4	5	6	7	8	9	AB	R	H	RBI	BB	SO	LOB
22 Jason Heyward, L (1, 10) OBP: 0.412, SLG: 0.645 Josh Elander, R (7, PH) OBP: 0.500, SLG: 0.500 (8, 10)	S S S 0-3 ① K		B B B B 4-0 5 HR BB		x 0-0 ② F8		x 0-0 E5			2 1 0 0 1 1 1 1 0 0 0 0 0 0						
86 Matt Lipka, R (1, 8) OBP: 0.355, SLG: 0.286	x 0-0 ② F8		x 0-0 ② L8		x 0-0 ③ 1-2 1B		x 0-0 ③ G5-3			4 0 1 0 0 0 2						
5 Freddie Freeman, L (1, 3) OBP: 0.500, SLG: 0.586 96 Mycal Jones, R (7, 9) OBP: 0.333, SLG: 0.333	x 0-0 1B		B B x 2-0 1-H HR			x 0-0 ① G3-1		x 0-0 ① F7		3 1 2 2 0 0 0 1 0 0 0 0 0 0						
4 Ryan Doumit, S (1, 7) OBP: 0.333, SLG: 0.370 92 Brandon Boggs, S (6, PR) OBP: 0.250, SLG: 0.250 (7, 7)	x 0-0 ③ F8		x 0-0 ③ F8			B B B B 4-0 11 FC4-6 26 BB BB		x 0-0 ② G3		2 0 0 0 1 0 1 1 0 0 0 0 0 0						
26 Dan Uggla, R (1, 4) OBP: 0.469, SLG: 0.565 69 Phil Gosselin, R (7, 4) OBP: 0.286, SLG: 0.429		S S S 0-3 ① K		B B B 4-0 11 G5-4-3 BB		B B B B 4-0 11 FC4-6 1-2 BB		x 0-0 1B		1 0 0 0 2 1 0 1 0 1 0 0 0 0						
11 Gerald Laird, R (1, 2) OBP: 0.231, SLG: 0.182 75 Braeden Schlehuber, R (7, 2) OBP: 0.250, SLG: 0.250	x 0-0 ② G5-3		x 0-0 ① ② G5-4-3 1-2f			x 0-0 ② FC4-6 1-2f 2-3		x 0-0 ③ L6		3 0 0 0 0 0 3 1 0 0 0 0 0 1						
85 Edward Salcedo, R (1, 5) OBP: 0.250, SLG: 0.526 89 Joe Leonard, R (8, 5) OBP: 0.500, SLG: 0.500 José Peraza, R (9, PR) OBP: 1.000, SLG: 2.000	x 0-0 2B		x 0-0 ③ G6-3			S S S 0-3 ③ K			x 0-0 68 S 67 1B 1B	3 0 1 0 0 1 2 1 0 1 0 0 0 0 0 1 0 0 0 0 0						
68 Mark Hamilton, L (1, 9) OBP: 0.158, SLG: 0.263 (7, 3)	S S S 0-3 ③ K			C C C 0-3 ① K			x 0-0 ① F8		B x 1-0 ① F9 1-2	4 0 0 0 0 2 2						
67 Elmer Reyes, R (1, 6) OBP: 0.300, SLG: 0.350			x 0-0 ① G6-3		x 0-0 86 1B 1B		x 0-0 ② G1-3		x 0-0 2-H 1B	4 0 2 1 0 0 0						
Inning Stats	R: 0 H: 1 E: 0 LOB: 1 K: 1 BB: 0 S: 6 P: 6	R: 0 H: 1 E: 0 LOB: 1 K: 2 BB: 0 S: 8 P: 8	R: 2 H: 1 E: 0 LOB: 0 K: 0 BB: 1 S: 4 P: 10	R: 0 H: 0 E: 0 LOB: 0 K: 0 BB: 1 S: 2 P: 6	R: 0 H: 2 E: 0 LOB: 1 K: 1 BB: 0 S: 6 P: 6	R: 0 H: 0 E: 0 LOB: 2 BB: 2 S: 5 P: 13	R: 0 H: 0 E: 1 LOB: 1 K: 0 BB: 0 S: 4 P: 4	R: 0 H: 1 E: 0 LOB: 1 K: 0 BB: 0 S: 4 P: 4	R: 1 H: 2 E: 0 LOB: 1 K: 0 BB: 0 S: 3 P: 4	1B: 6 SF: 0 2B: 1 SAC: 0 3B: 0 DP: 1 HR: 1 HBP: 0						

livebaseballscorecards.com

AB	32
R	3
H	8
RBI	3
BB	4
SO	5
LOB	12

WP: 0 PA: 36
PB: 0
SB: 1
CS: 0

PITCHER		IP	WLS	BF	H	R	ER	SO	BB	IBB	HBP	BLK	WP	HR	S	P	ERA	WHIP
55 Chris Young, R ERA: 4.5	(1, 1)	3.0		13	3	2	2	3	1	0	0	0	0	1	18	24	6.00	1.333
65 Danny Rosenbaum, L ERA: 2.7	(4, 1)	2.0		7	2	0	0	1	1	0	0	0	0	0	8	12	0.00	1.500
46 Clay Hensley, R ERA:	(6, 1)	1.0		5	0	0	0	1	2	0	0	0	0	0	5	13	0.00	2.000
74 Josh Roenicke, R ERA: 10.8	(7, 1)	1.0		4	0	0	0	0	0	0	0	0	0	0	4	4	0.00	0.000
56 Luis Ayala, R ERA: 6.75	(8, 1)	1.0		4	1	0	0	0	0	0	0	0	0	0	4	4	0.00	1.000

PITCHER		IP	WLS	BF	H	R	ER	SO	BB	IBB	HBP	BLK	WP	HR	S	P	ERA	WHIP
22 Robert Benincasa, R ERA: 27.0	(9, 1)	0.1	L	3	2	1	1	0	0	0	0	0	0	0	3	4	27.00	6.000

Batter	1	2	3	4	5	6	7	8	9	AB	R	H	RBI	BB	SO	LOB
15 Nate McLouth, L (1, 8) OBP: 0.261, SLG: 0.316 21 Steven Souza Jr., R (5, 9) OBP: 0.333, SLG: 0.565	C C C 0-3 ① K	X 0-0 ③ G1-3		H 1-0 10 1B 1-2 HBP	S B X 1-1 1-H HR			X 0-0 ② F9		3 1 1 2 0 1 1 1 0 0 0 0 0 0						
10 Will Rhymes, L (1, 5) OBP: 0.478, SLG: 0.400	X 0-0 1 S 1B	X 0-0 ① G4-3	X 0-0 1-3 2-H 3-H 1B	X 0-0 G3				X 0-0 8 S 1B		5 0 3 2 0 0 0						
1 Jamey Carroll, R (1, 6) OBP: 0.360, SLG: 0.300 8 Jose Lozada, S (7, 6)	B X 1-0 ② F7 1-2	X 0-0 3B	X 0-0 ③ F9		X 0-0 59 G6-4-3 1B	B S S S 1-3 ③ K 1-2				4 0 2 0 0 0 4 1 0 0 0 0 1 1						
59 Jose Lobaton, S (1, 2) OBP: 0.235, SLG: 0.071 23 Jhonatan Solano, R (6, 2) OBP: 0.308, SLG: 0.100	X 0-0 ③ G4-3	C C C 0-3 ② K		B B B 4-0 12 1B 19 1B BB	X 0-0 ① ② G6-4-3 1-2f			X 0-0 ① F7		3 1 0 0 1 1 3 1 0 0 0 0 0 0						
12 Tyler Moore, R (1, 3) OBP: 0.258, SLG: 0.267		X 0-0 E6 7 1B 3 2B	X 0-0 ③ F7		X 0-0 3 G6-3 19 1B 18 1B 1-2 1B	X 0-0 ③ F7		S S S 0-3 ② K		5 2 1 0 0 1 1						
19 Chris Snyder, R (1, 10) OBP: 0.444, SLG: 0.643 6 Sean Nicol, R (9, PH) (9, 10)	S S S 0-3 ① K		X 0-0 E6 7 2B 18 FC3-2	X 0-0 3 G6-3 18 1B 1-2 2-H 1B	C C C 0-3 ① K		S S S 0-3 ③ K			4 1 1 1 0 2 1 1 0 0 0 0 1 0						
7 Scott Hairston, R (1, 7) OBP: 0.261, SLG: 0.286 Destin Hood, R (4, PR) OBP: 0.333, SLG: 1.333 (4, 7) 67 Brian Goodwin, L (5, PH) OBP: 0.333, SLG: 0.412 (5, 7)	X 0-0 3 2B 18 G4-3 1-2 1B	X 0-0 18 FC3-2 1-3 10 1B 2B	S S S 0-3 ① K	X 0-0 ② G6-3						2 1 2 0 0 0 0 0 1 0 0 0 0 0 2 0 0 0 0 1 2						
3 Eury Pérez, R (1, 9) OBP: 0.368, SLG: 0.412 (5, 8)	X 0-0 18 G4-3 1-3 2-H 2B	X 0-0 ① G1-3	X 0-0 ② G6-3 1-2 2-3	X 0-0 ③ F9						4 0 1 1 0 0 4						
18 Mike Fontenot, L (1, 4) OBP: 0.150, SLG: 0.167	X 0-0 ② G4-3 2-3 3-H	X 0-0 ② FC3-2 15 HBP 10 1B 2-3 3-H	X 0-0 15 HR 2-H 3-H 1B			X 0-0 ① G4-3				4 2 1 3 0 0 3						
Inning Stats	R: 0 H: 1 E: 0 LOB: 1 K: 1 BB: 0 S: 6 P: 7	R: 2 H: 2 E: 1 LOB: 1 K: 1 BB: 0 S: 8 P: 8	R: 0 H: 1 E: 0 LOB: 1 K: 1 BB: 0 S: 6 P: 6	R: 2 H: 2 E: 1 LOB: 3 K: 0 BB: 0 S: 6 P: 7	R: 5 H: 4 E: 0 LOB: 0 K: 1 BB: 1 S: 10 P: 15	R: 0 H: 1 E: 0 LOB: 0 K: 0 BB: 0 S: 3 P: 3	R: 0 H: 0 E: 0 LOB: 0 K: 1 BB: 0 S: 5 P: 5	R: 0 H: 1 E: 0 LOB: 1 K: 1 BB: 0 S: 6 P: 7	R: 0 H: 0 E: 0 LOB: 0 K: 2 BB: 0 S: 7 P: 7	1B: 8 SF: 0 2B: 2 SAC: 0 3B: 1 DP: 1 HR: 1 HBP: 1				WP: 0 PA: 42 PB: 0 SB: 2 CS: 0		

PITCHER		IP	WLS	BF	H	R	ER	SO	BB	IBB	HBP	BLK	WP	HR	S	P	ERA	WHIP
36 Jerome Williams, R ERA: 2.16	(1, 1)	3.2		20	6	4	0	3	0	0	1	0	0	0	25	27	0.00	1.636
68 José Cisnero, R ERA: 3.86	(4, 1)	0.1		1	0	0	0	0	0	0	0	0	0	0	1	1	0.00	0.000
55 Rhiner Cruz, R ERA: 21.6	(5, 1)	0.2		6	3	4	4	1	1	0	0	0	0	0	7	11	54.00	6.000
38 Darin Downs, L ERA: 5.06	(5, 1)	1.1		5	2	1	1	0	0	0	0	0	0	1	6	7	6.75	1.500
45 Anthony Bass, R ERA: 4.5	(7, 1)	2.0		7	1	0	0	2	0	0	0	0	0	0	11	12	0.00	0.500

PITCHER		IP	WLS	BF	H	R	ER	SO	BB	IBB	HBP	BLK	WP	HR	S	P	ERA	WHIP
44 Raul Valdes, L ERA: 4.5	(9, 1)	1.0	W	3	0	0	0	2	0	0	0	0	0	0	7	7	0.00	0.000

TOP

Washington Nationals @ Houston Astros

Osceola County Stadium, Kissimmee, FL

Wed Mar 12 2014, 2:11 PM - 5:34 PM EDT

Att. 2,162 - Cloudy - 71 F

livebaseballscorecards.com

AB	40
R	9
H	12
RBI	9
BB	1
SO	8
LOB	20

Batter	1	2	3	4	5	6	7	8	9	AB	R	H	RBI	BB	SO	LOB
21 Dexter Fowler, S (1, 8) OBP: 0.391, SLG: 0.278	BBBB 4-0 27 G6-3 15 2B BB		X 0-0 27 G6-3 15 HR 2B	SSS 0-3 K ②		X 0-0 E8 1-H 2-H		CCC 0-3 K ②		2	2	1	0	1	1	2
75 Japhet Amador, R (6, 3) OBP: 0.167, SLG: 0.167										2	0	0	0	0	1	0
27 Jose Altuve, R (1, 4) OBP: 0.280, SLG: 0.320	X 0-0 G6-3 1-2 ①		X 0-0 G6-3 2-3 ①	X 0-0 G6-3 ③		CCC 0-3 K ③		X 0-0 G4-3 ③		3	0	0	0	0	0	4
20 J.D. Martinez, R (6, 7) OBP: 0.357, SLG: 0.333										2	0	0	0	0	1	1
15 Jason Castro, L (1, 2) OBP: 0.353, SLG: 0.813	X 0-0 2-H 2B ①		BX 1-0 3-H HR	CCC 0-3 K ①		X 0-0 P4 ①			CCC 0-3 K ①	3	1	2	3	0	1	0
2 Gregorio Petit, R (6, 4) OBP: 0.267, SLG: 0.286										2	0	0	0	0	1	0
18 Marc Krauss, L (1, 10) OBP: 0.500, SLG: 0.895	BBBB 4-0 BB		X 0-0 G3-1 ②	SSS 0-3 K ②			BBB 4-0 80 1B 80 WP 9 1B BB		X 0-0 G1-3 ②	2	0	0	0	1	1	0
14 Jesus Guzman, R (7, PH) OBP: 0.300, SLG: 0.188 (8, 10)										1	1	0	0	1	0	0
23 Chris Carter, R (1, 3) OBP: 0.276, SLG: 0.483	SSS 0-3 K ②		X 0-0 P6 ③	SSS 0-3 K ③			X 0-0 F9 ②		X 0-0 80 WP 80 1B 1B	3	0	0	0	0	2	2
77 René García, R (6, 2) OBP: 0.500, SLG: 0.250										2	0	1	0	0	0	1
1 Adron Chambers, L (9, PR) OBP: 0.750, SLG: 0.750										0	1	0	0	0	0	0
30 Matt Dominguez, R (1, 5) OBP: 0.250, SLG: 0.200	X 0-0 F9 ③			CCC 0-3 K ①		X 0-0 G3-1 ①	BX 1-0 9 1B 1-3 1B		BX 1-0 9 2B 1-H 1B	2	0	0	0	0	1	2
80 Delino DeShields, R (6, 8) OBP: 0.261, SLG: 0.150										3	1	2	1	0	0	0
28 L.J. Hoes, R (1, 9) OBP: 0.429, SLG: 0.333		X 0-0 F9 ①		X 0-0 19 1B 6 1B 1B		X 0-0 79 1B 75 E 1B	X 0-0 1-3 3-H 1B		X 0-0 79 1B 1-H 2B	2	1	1	0	0	0	0
9 Marwin Gonzalez, S (6, 5) OBP: 0.417, SLG: 0.652										3	2	3	2	0	0	0
19 Robbie Grossman, S (1, 7) OBP: 0.500, SLG: 0.556		CCC 0-3 K ②		X 0-0 6 1B 1-2 1B		X 0-0 75 E 1-2 1B	CCC 0-3 K ③		X 0-0 2-H 1B	2	0	1	0	0	1	0
79 George Springer, R (6, 9) OBP: 0.370, SLG: 0.190										3	1	2	1	0	1	2
6 Jonathan Villar, S (1, 6) OBP: 0.318, SLG: 0.476		X 0-0 G3-1 ③		X 0-0 1-3 2-H 1B		CCC 0-3 K ②		X 0-0 G4-3 ①		4	0	1	1	0	1	2
Inning Stats	R: 1 E: 0 K: 1 S: 6 H: 1 LOB: 2 BB: 2 P: 14	R: 0 E: 0 K: 1 S: 5 H: 0 LOB: 0 BB: 0 P: 5	R: 2 E: 0 K: 0 S: 5 H: 2 LOB: 0 BB: 0 P: 6	R: 1 E: 0 K: 2 S: 10 H: 3 LOB: 2 BB: 0 P: 10	R: 0 E: 0 K: 3 S: 9 H: 0 LOB: 0 BB: 0 P: 9	R: 2 E: 1 K: 2 S: 10 H: 2 LOB: 1 BB: 0 P: 10	R: 1 E: 0 K: 1 S: 7 H: 2 LOB: 2 BB: 1 P: 12	R: 0 E: 0 K: 1 S: 5 H: 0 LOB: 0 BB: 0 P: 5	R: 3 E: 0 K: 1 S: 8 H: 4 LOB: 1 BB: 0 P: 9	1B: 10 2B: 3 3B: 0 HR: 1 SF: 0 SAC: 0 DP: 0 HBP: 0							

PITCHER		IP	WLS	BF	H	R	ER	SO	BB	IBB	HBP	BLK	WP	HR	S	P	ERA	WHIP
57 Tanner Roark, R ERA: 4.5	(1, 1)	3.1		15	3	3	3	3	2	0	0	0	0	1	19	28	8.10	1.500
35 Craig Stammen, R ERA: 5.4	(4, 1)	2.0	B	11	5	3	1	4	0	0	0	0	0	0	19	19	4.50	2.500
13 Jerry Blevins, L ERA: 1.8	(6, 1)	1.1		8	2	1	1	2	1	0	0	0	1	0	11	16	6.75	2.250
30 Aaron Barrett, R ERA:	(7, 1)	1.1	H	4	0	0	0	2	0	0	0	0	0	0	8	8	0.00	0.000
31 Xavier Cedeño, L ERA: 4.76	(9, 1)	0.2	L	6	4	3	3	1	0	0	0	0	1	0	8	9	40.50	6.000

PITCHER	IP	WLS	BF	H	R	ER	SO	BB	IBB	HBP	BLK	WP	HR	S	P	ERA	WHIP

BOTTOM

Washington Nationals @ Houston Astros

Osceola County Stadium, Kissimmee, FL

Wed Mar 12 2014, 2:11 PM - 5:34 PM EDT

Att. 2,162 - Cloudy - 71 F

livebaseballscorecards.com

AB	41
R	10
H	14
RBI	8
BB	3
SO	12
LOB	16

WP: 2 PB: 0 SB: 0 CS: 0 PA: 44

Batter	1	2	3	4	5	6	7	8	9	AB	R	H	RBI	BB	SO	LOB
11 Rubén Tejada, R (1, 6) OBP: 0.125, SLG: 0.133 0 Omar Quintanilla, L (6, 6) OBP: 0.278, SLG: 0.294	L5		G5-4-3 1-2f		F9			BB 4-0 60 1B 2 1B 9 BB 1-2 BB	2 E 9 1B 1B	3 1	0 2	0 1	0 0	0 1	0 0	2 0
28 Daniel Murphy, L (1, 4) OBP: 0.222, SLG: 0.250 2 Anthony Seratelli, S (6, 4) OBP: 0.231, SLG: 0.240	G4-3			F7		G4-3		0-0 9 BB 60 1B 13 WP 1-2 2-H 1B	E8 9 1B 1-3 1B	3 2	0 2	0 2	0 1	0 0	0 0	0 0
5 David Wright, R (1, 5) OBP: 0.214, SLG: 0.154 60 Brandon Allen, L (6, 3) OBP: 0.208, SLG: 0.174 82 Matt Clark, L (9, PR) OBP: 0.300, SLG: 0.278 (9, 3)	K			13 PB 13 2B 1B		K		0-0 13 WP 9 BB 13 SF8 1-2 2-3 1B	BB 4-0 68 FC5 9 1B	3 1 0	1 1 0	1 1 0	0 0 0	0 1 0	2 0 0	0 0 0
3 Curtis Granderson, L (1, 9) OBP: 0.292, SLG: 0.545 9 Kirk Nieuwenhuis, L (6, 9) OBP: 0.448, SLG: 0.565		K		F9		P5		13 WP 1-2 2-3 3-H BB	68 FC5 1-2 2-H 3-H 1B	3 1	0 0	0 1	0 3	0 1	1 0	1 0
13 Josh Satin, R (1, 3) OBP: 0.393, SLG: 0.522 (6, 5) 68 Eric Campbell, R (8, 5) OBP: 0.435, SLG: 0.476		F9		1-H 2B			G6-3	SF8 1-2 2-H 3-H	FC5 1-2 2-3f	3 1	0 0	1 0	2 0	0 0	0 0	0 2
15 Travis d'Arnaud, R (1, 2) OBP: 0.250, SLG: 0.273 36 Juan Centeno, L (7, 2) OBP: 0.429, SLG: 0.333		F9		BB			F8	BB		2 0	0 0	0 0	0 0	1 1	0 0	0 0
30 Andrew Brown, R (1, 7) OBP: 0.192, SLG: 0.400	F9			F8			K	F9		4	0	0	0	0	1	4
20 Anthony Recker, R (1, 10) OBP: 0.444, SLG: 0.533			6 1B BB		K			K	F8	3	0	0	0	1	2	0
6 Matthew den Dekker, L (1, 8) OBP: 0.500, SLG: 0.579			11 G5-4-3 1-2 1B		K			0 BB 2 1B BB	K	3	1	1	0	1	2	0
Inning Stats	R: 0 E: 0 K: 1 S: 5 H: 0 LOB: 0 BB: 0 P: 5	R: 0 E: 0 K: 1 S: 5 H: 0 LOB: 0 BB: 0 P: 5	R: 0 E: 0 K: 0 S: 3 H: 1 LOB: 1 BB: 1 P: 7	R: 1 E: 0 K: 0 S: 5 H: 2 LOB: 2 BB: 1 P: 10	R: 0 E: 0 K: 2 S: 7 H: 0 LOB: 0 BB: 0 P: 7	R: 0 E: 0 K: 1 S: 5 H: 0 LOB: 0 BB: 0 P: 5	R: 0 E: 0 K: 1 S: 5 H: 0 LOB: 0 BB: 0 P: 5	R: 4 E: 0 K: 1 S: 7 H: 2 LOB: 2 BB: 4 P: 24	R: 2 E: 1 K: 1 S: 8 H: 3 LOB: 2 BB: 1 P: 12	1B: 7 2B: 1 3B: 0 HR: 0 SF: 1 SAC: 0 DP: 1 HBP: 0						

PITCHER		IP	WLS	BF	H	R	ER	SO	BB	IBB	HBP	BLK	WP	HR	S	P	ERA	WHIP
48 Ross Detwiler, L ERA: 6.43	(1, 1)	3.2		14	3	1	1	2	1	0	0	0	0	0	17	22	2.46	1.091
71 Christian Garcia, R ERA: 6.35	(4, 1)	1.1		5	0	0	0	2	1	0	0	0	0	0	8	12	0.00	0.750
29 Rafael Soriano, R ERA: 23.63	(6, 1)	1.0		3	0	0	0	1	0	0	0	0	0	0	5	5	0.00	0.000
36 Tyler Clippard, R ERA:	(7, 1)	1.0		3	0	0	0	1	0	0	0	0	0	0	5	5	0.00	0.000
17 Manny Delcarmen, R ERA: 8.31	(8, 1)	0.1	B	6	2	4	4	1	3	0	0	0	0	0	5	17	108.00	15.000

PITCHER		IP	WLS	BF	H	R	ER	SO	BB	IBB	HBP	BLK	WP	HR	S	P	ERA	WHIP
27 Robert Gilliam, R ERA: 6.75	(8, 1)	1.1	L	6	1	1	1	1	1	0	0	0	1	0	7	12	6.75	1.500
37 Brian Dupra, R ERA: 27.0	(9, 1)	0.1		4	2	1	1	0	1	0	0	0	0	0	3	7	27.00	9.000

TOP

New York Mets @ Washington Nationals

Space Coast Stadium, Viera, FL

Thu Mar 13 2014, 1:11 PM - 4:37 PM EDT

Att. 4,886 - Sunny - 63 F

livebaseballscorecards.com

AB	33
R	7
H	8
RBI	6
BB	7
SO	8
LOB	9

WP: 1	PA: 41		
PB: 1			
SB: 0			
CS: 0			

Batter	1	2	3	4	5	6	7	8	9	AB	R	H	RBI	BB	SO	LOB
2 Denard Span, L (1, 8) OBP: 0.417, SLG: 0.625 3 Eury Pérez, R (6, 8) OBP: 0.381, SLG: 0.421	34 S 34 G4-3 2B		F8		K			K	2-3 1B	3 2	1 0	1 1	0 0	0 0	1 1	0 0
26 Jeff Kobernus, R (1, 4) OBP: 0.300, SLG: 0.368 15 Emmanuel Burriss, S (8, 4)	F7		K			K		16 HR 21 BB BB	P6	3 1	0 1	0 1	0 0	0 1	2 0	1 2
34 Bryce Harper, L (1, 7) OBP: 0.318, SLG: 0.368 21 Steven Souza Jr., R (5, 9) OBP: 0.333, SLG: 0.520	G4-3 2-H			K		K		16 HR 1-2 BB	P4	2 2	0 1	0 0	0 1	1 1	0 1	1 2
40 Wilson Ramos, R (1, 2) OBP: 0.409, SLG: 0.636 23 Jhonatan Solano, R (7, 2) OBP: 0.286, SLG: 0.091	F8			F9		F9		F9		3 1	0 0	0 0	0 0	0 0	0 0	0 2
25 Adam LaRoche, L (1, 3) OBP: 0.375, SLG: 0.609 16 Brock Peterson, R (8, 3) OBP: 0.476, SLG: 0.611		8 WP 12 S 1B		4 E 1B			12 F4 4 1B 8 E 1B	1-H 2-H HR		3 1	1 1	3 1	0 3	0 0	0 0	0 0
4 Zach Walters, S (1, 5) OBP: 0.565, SLG: 0.842 10 Will Rhymes, L (8, 5) OBP: 0.500, SLG: 0.400	K			FC6 1-2			8 E 12 F4 1-2 1B	BB		3 0	0 0	1 0	0 0	0 0	1 1	2 0
12 Tyler Moore, R (1, 10) OBP: 0.235, SLG: 0.242 59 Jose Lobaton, S (8, PH) OBP: 0.222, SLG: 0.067 (9, 10)	P5 1-2			F7			F4 1-2 2-3	K		3 1	0 0	0 0	0 0	0 0	0 1	5 1
8 Danny Espinosa, S (1, 6) OBP: 0.310, SLG: 0.208 13 Stephen Perez, S (8, 6) OBP: 0.750, SLG: 0.667		F8 2-3			G4-3		E4 67 CS 2-3 3-H		3 1B 14 G1-3 BB	3 0	0 0	1 0	0 1	0 0	0 0	2 0
67 Brian Goodwin, L (1, 9) OBP: 0.292, SLG: 0.350 (5, 7) 14 Randolph Oduber, R (8, 7)			K		K		G6-3 1-2		G1-3 1-2	3 1	0 0	0 0	0 0	0 0	2 0	2 1
Inning Stats	R: 1 E: 0 K: 0 S: 5 H: 1 LOB: 0 P: 6	R: 0 E: 0 K: 1 S: 7 H: 1 LOB: 1 BB: 0 P: 8	R: 0 E: 0 K: 2 S: 7 H: 0 LOB: 0 BB: 0 P: 7	R: 0 E: 1 K: 1 S: 7 H: 1 LOB: 2 BB: 0 P: 7	R: 0 E: 0 K: 2 S: 7 H: 0 LOB: 0 BB: 0 P: 7	R: 0 E: 0 K: 2 S: 7 H: 0 LOB: 0 BB: 0 P: 7	R: 1 E: 1 K: 0 S: 6 H: 2 LOB: 1 BB: 0 P: 6	R: 3 E: 0 K: 2 S: 8 H: 1 LOB: 1 BB: 3 P: 21	R: 0 E: 0 K: 0 S: 4 H: 1 LOB: 2 BB: 1 P: 8	1B: 5 2B: 1 3B: 0 HR: 1	SF: 0 SAC: 0 DP: 0 HBP: 0			WP: 1 PB: 0 SB: 2 CS: 1		PA: 39	

BOTTOM

New York Mets @ Washington Nationals

Space Coast Stadium, Viera, FL

Thu Mar 13 2014, 1:11 PM - 4:37 PM EDT

Att. 4,886 - Sunny - 63 F

livebaseballscorecards.com

AB	35
R	5
H	7
RBI	5
BB	4
SO	10
LOB	20

PITCHER		IP	WLS	BF	H	R	ER	SO	BB	IBB	HBP	BLK	WP	HR	S	P	ERA	WHIP
16 Daisuke Matsuzaka, R ERA: 3.52	(1, 1)	3.2		15	3	1	1	4	0	0	0	0	1	0	25	27	2.46	0.818
50 Rafael Montero, R ERA: 1.42	(4, 1)	0.1		1	0	0	0	0	0	0	0	0	0	0	1	1	0.00	0.000
55 Noah Syndergaard, R ERA: 5.19	(5, 1)	3.2		15	2	3	3	5	2	0	0	0	0	0	24	32	7.36	1.091
48 Jacob deGrom, R ERA: 1.23	(8, 1)	1.1	W	8	2	1	1	1	2	0	0	0	0	1	8	17	6.75	3.000

PITCHER	IP	WLS	BF	H	R	ER	SO	BB	IBB	HBP	BLK	WP	HR	S	P	ERA	WHIP

Batter	1	2	3	4	5	6	7	8	9	AB	R	H	RBI	BB	SO	LOB
2 Denard Span, L (1, 8) OBP: 0.370, SLG: 0.556 67 Brian Goodwin, L (5, 8) OBP: 0.280, SLG: 0.333	G3-1		K		P5		G1-3			3 0 0 0 0 1 1 1 0 0 0 0 0 0						
6 Anthony Rendon, R (1, 4) OBP: 0.385, SLG: 0.565 10 Will Rhymes, L (5, 4) OBP: 0.480, SLG: 0.381	15 2B 1B		F8		G6-3 3-H		F7			3 1 1 1 0 0 0 1 0 0 0 0 0 0						
15 Nate McLouth, L (1, 9) OBP: 0.308, SLG: 0.409 21 Steven Souza Jr., R (5, 9) OBP: 0.321, SLG: 0.500	1-H 2B			59 F8 7 S 12 HR 1B	K		K			3 1 2 1 0 1 0 1 0 0 0 0 1 0						
7 Scott Hairston, R (1, 10) OBP: 0.269, SLG: 0.417 62 Koyie Hill, S (8, PH) OBP: 0.500, SLG: 0.500 (8, 10)	F7			1-2	HR			F8		3 1 1 1 0 1 2 1 0 0 0 0 0 0						
59 Jose Lobaton, S (1, 2) OBP: 0.190, SLG: 0.056 41 Sandy León, S (6, 2) OBP: 0.267, SLG: 0.385	F9			F8 2-3				G4-3		3 0 0 0 0 1 2 1 0 0 0 0 0 0						
12 Tyler Moore, R (1, 3) OBP: 0.278, SLG: 0.371 16 Brock Peterson, R (4, 3) OBP: 0.435, SLG: 0.550		26 G6-4-3 1B		3-H HR				P6		2 1 2 2 0 0 0 2 0 0 0 0 1 0						
26 Jeff Kobernus, R (1, 7) OBP: 0.304, SLG: 0.364 3 Eury Pérez, R (6, 7) OBP: 0.364, SLG: 0.400		G6-4-3 1-2f		K		4 1B 1B			F7	3 0 1 0 0 1 1 1 0 0 0 0 0 0						
4 Zach Walters, S (1, 6) OBP: 0.577, SLG: 0.818 8 Jose Lozada, S (7, 6)		F8			1 3B 1B	1-2 1B			G6-3	3 1 2 0 0 0 0 1 0 0 0 0 0 0						
1 Jamey Carroll, R (1, 5) OBP: 0.357, SLG: 0.391 15 Khayyan Norfork, R (7, 5)			F9		6 G6-3 3B 1-H	G6-3			F8	3 1 1 1 0 0 2 1 0 0 0 0 0 0						
Inning Stats	R: 1 H: 2 E: 0 LOB: 1 K: 0 BB: 0 S: 5 P: 5	R: 0 H: 1 E: 0 LOB: 0 K: 0 BB: 0 S: 3 P: 3	R: 0 H: 0 E: 0 LOB: 0 K: 1 BB: 0 S: 5 P: 5	R: 2 H: 2 E: 0 LOB: 0 K: 2 BB: 0 S: 10 P: 10	R: 2 H: 2 E: 0 LOB: 0 K: 1 BB: 0 S: 7 P: 7	R: 1 H: 3 E: 0 LOB: 2 K: 2 BB: 0 S: 11 P: 13	R: 0 H: 0 E: 0 LOB: 0 K: 1 BB: 0 S: 5 P: 5	R: 0 H: 0 E: 0 LOB: 0 K: 0 BB: 0 S: 3 P: 3	R: 0 H: 0 E: 0 LOB: 0 K: 0 BB: 0 S: 3 P: 3	1B: 6 SF: 0 2B: 1 SAC: 0 3B: 1 DP: 1 HR: 2 HBP: 0						

PITCHER	IP	WLS	BF	H	R	ER	SO	BB	IBB	HBP	BLK	WP	HR	S	P	ERA	WHIP
21 Rick Porcello, R (1, 1) ERA: 7.3	4.0	W	18	7	5	5	3	0	0	0	0	0	1	25	25	11.25	1.750
40 Phil Coke, L (5, 1) ERA: 6.0	1.0		3	0	0	0	1	0	0	0	0	0	0	5	5	0.00	0.000
62 Al Alburquerque, R (6, 1) ERA: 1.5	1.0		6	3	1	1	2	0	0	0	0	0	1	11	13	9.00	3.000
43 Bruce Rondón, R (7, 1) ERA: 1.5	1.0		3	0	0	0	1	0	0	0	0	0	0	5	5	0.00	0.000
53 Kyle Lobstein, L (8, 1) ERA: 5.14	2.0		6	0	0	0	0	0	0	0	0	0	0	6	6	0.00	0.000

PITCHER	IP	WLS	BF	H	R	ER	SO	BB	IBB	HBP	BLK	WP	HR	S	P	ERA	WHIP

TOP

Washington Nationals @ Detroit Tigers

Joker Marchant Stadium, Lakeland, FL

Fri Mar 14 2014, 1:11 PM - 4:34 PM EDT

Att. 7,607 - Sunny - 69 F

livebaseballscorecards.com

AB	36
R	6
H	10
RBI	6
BB	0
SO	7
LOB	8

1B: 6	SF: 0	WP: 0	PA: 36
2B: 1	SAC: 0	PB: 0	
3B: 1	DP: 1	SB: 1	
HR: 2	HBP: 0	CS: 0	

Washington Nationals @ Detroit Tigers

Joker Marchant Stadium, Lakeland, FL

Fri Mar 14 2014, 1:11 PM - 4:34 PM EDT

Att. 7,607 - Sunny - 69 F

livebaseballscorecards.com

BOTTOM

Batter	1	2	3	4	5	6	7	8	9	AB	R	H	RBI	BB	SO	LOB
3 Ian Kinsler, R (1, 4) OBP: 0.323, SLG: 0.357	F9		48 1B 2B	48 2B 1B	G6-3	PO 1B		K		4	2	2	0	0	0	0
27 Eugenio Suárez, R (6, PH) (7, 6) OBP: 0.292, SLG: 0.318						1-H				2	0	1	1	0	1	0
48 Torii Hunter, R (1, 9) OBP: 0.379, SLG: 0.444	1B		24 G4-3 41 1B 1B 2-H	24 1B 41 1B 2B 1-H	41 S 24 1B 1B	1 SAFE PO 1-2	F7			4	2	4	2	0	0	0
Steven Moya, L (6, PH) (7, 9) OBP: 0.364, SLG: 0.524										1	0	0	0	0	0	0
24 Miguel Cabrera, R (1, 10) OBP: 0.543, SLG: 0.679	K		G4-3 2-3	13 1B 41 1B 14 FC6-5 1B 2-3	41 S 1-2 1B		G6-3			4	1	2	0	0	1	2
4 Steve Lombardozzi, S (5, PR) (6, 10) OBP: 0.250, SLG: 0.217										1	0	0	0	0	0	0
41 Victor Martinez, S (1, 3) OBP: 0.314, SLG: 0.364	G3-1		13 G1-3 14 2B 1B 3-H	14 FC6-5 13 1B 1B 1-2 3-H	K 1-2 2-3		2B			4	1	2	2	0	1	3
32 Don Kelly, L (6, 3) OBP: 0.483, SLG: 0.708										1	0	1	0	0	0	0
13 Alex Avila, L (1, 2) OBP: 0.433, SLG: 0.360		K	G1-3 1-2	14 FC6-5 9 1B 1B 1-2 2-3	BB		G4-3			3	1	1	0	1	1	1
68 Luis Exposito, R (7, 2) OBP: 0.300, SLG: 0.143										1	0	0	0	0	0	1
14 Austin Jackson, R (1, 8) OBP: 0.516, SLG: 0.793		G4-3	9 1B 2B 2-H	FC6-5 9 1B 20 1B 1-2 2-3f 3-H	F9			72 WP 72 3B 1B		4	2	1	2	0	0	5
61 Ezequiel Carrera, L (7, 8) OBP: 0.304, SLG: 0.286										1	1	1	0	0	0	0
9 Nick Castellanos, R (1, 5) OBP: 0.459, SLG: 0.765	2B		1B 2-H	20 1B 1B 1-2 2-H	G6-3			F9		4	0	3	2	0	0	0
29 Danny Worth, R (7, 5) OBP: 0.300, SLG: 0.320										1	0	0	0	0	0	1
20 Rajai Davis, R (1, 7) OBP: 0.469, SLG: 0.500	HBP		G5-3	1-2 1B 2-H	26 CS 2B			26 SF7 3B 1-H		3	0	2	1	0	0	1
72 Tyler Collins, L (7, 7) OBP: 0.280, SLG: 0.522										1	1	1	1	0	0	0
26 Hernán Pérez, R (1, 6) OBP: 0.212, SLG: 0.207	G1-3			G6-3 G4-3	27 S 27 1B 1B 2-3			SF7 3-H		4	1	1	1	0	0	4
(7, 4)																
Inning Stats	R: 0 E: 0 K: 1 S: 6 H: 1 LOB: 1 BB: 0 P: 6	R: 0 E: 0 K: 1 S: 6 H: 1 LOB: 2 BB: 0 P: 7	R: 4 E: 0 K: 0 S: 8 H: 5 LOB: 1 BB: 0 P: 8	R: 5 E: 0 K: 0 S: 10 H: 7 LOB: 2 BB: 0 P: 10	R: 0 E: 0 K: 1 S: 7 H: 2 LOB: 3 BB: 1 P: 12	R: 1 E: 0 K: 0 S: 4 H: 3 LOB: 0 BB: 0 P: 6	R: 0 E: 0 K: 0 S: 4 H: 1 LOB: 1 BB: 0 P: 4	R: 2 E: 0 K: 1 S: 7 H: 2 LOB: 0 BB: 0 P: 8		1B: 15 2B: 6 3B: 1 HR: 0 SF: 1 SAC: 0 DP: 0 HBP: 1						

AB	43
R	12
H	22
RBI	12
BB	1
SO	4
LOB	18

WP: 1 PA: 47
PB: 0
SB: 3
CS: 1

PITCHER		IP	WLS	BF	H	R	ER	SO	BB	IBB	HBP	BLK	WP	HR	S	P	ERA	WHIP
38 Taylor Jordan, R ERA: 6.3	(1, 1)	3.0	L	17	7	4	4	2	0	0	1	0	0	0	20	21	12.00	2.333
56 Luis Ayala, R ERA: 13.5	(4, 1)	0.2		8	6	5	5	0	0	0	0	0	0	0	8	8	67.50	9.000
47 Zach Jackson, L ERA:	(4, 1)	0.1		2	1	0	0	0	0	0	0	0	0	0	2	2	0.00	3.000
22 Drew Storen, R ERA: 6.75	(5, 1)	1.0		6	2	0	0	1	1	0	0	0	0	0	7	12	0.00	3.000
64 Blake Treinen, R ERA: 5.63	(6, 1)	2.0		8	4	1	1	0	0	0	0	0	0	0	8	10	4.50	2.000

PITCHER		IP	WLS	BF	H	R	ER	SO	BB	IBB	HBP	BLK	WP	HR	S	P	ERA	WHIP
75 Michael Gonzalez, L ERA: 18.0	(8, 1)	1.0		5	2	2	2	1	0	0	0	0	1	0	7	8	18.00	2.000

Washington Nationals @ Miami Marlins

Roger Dean Stadium, Jupiter, FL

Sat Mar 15 2014, 1:09 PM - 3:54 PM EDT

Att. 4,038 - Partly Cloudy - 76 F

TOP

livebaseballscorecards.com

Batter	1	2	3	4	5	6	7	8	9	AB	R	H	RBI	BB	SO	LOB
6 Anthony Rendon, R (1, 4) OBP: 0.400, SLG: 0.520	B B B B 4-0 BB		x 0-0 ① F7		S S S 0-3 ① K		B B B 4-0 34 1B BB	x 0-0 ③ G6-3		2	0	0	0	2	1	1
18 Mike Fontenot, L (7, 4) OBP: 0.143, SLG: 0.158										1	0	0	0	0	0	2
8 Danny Espinosa, S (1, 6) OBP: 0.303, SLG: 0.250	C C C 0-3 ① K		x 0-0 1-3 2B		x 0-0 E4 34 BB 40 1B		x 0-0 ① F7		S S S 0-3 ① K	4	1	1	0	0	1	2
4 Zach Walters, S (7, 6) OBP: 0.556, SLG: 0.783										1	0	0	0	0	1	0
11 Ryan Zimmerman, R (1, 10) OBP: 0.318, SLG: 0.524	x 0-0 ② F9		x 0-0 ② SF7 3-H		x 0-0 ② F9		S S S 0-3 ② K		x 0-0 ② F8	3	0	0	1	0	1	3
16 Brock Peterson, R (9, PH) OBP: 0.417, SLG: 0.524										1	0	0	0	0	0	0
(9, 10)																
34 Bryce Harper, L (1, 7) OBP: 0.385, SLG: 0.381	S S S 0-3 ③ K		B B B 4-0 BB		B B B 4-0 40 1B 1-2 BB		x 0-0 1-3 1B		S S S 0-3 ③ K	2	0	1	0	2	1	1
67 Brian Goodwin, L (7, 7) OBP: 0.269, SLG: 0.318										1	0	0	0	0	1	0
40 Wilson Ramos, R (1, 2) OBP: 0.385, SLG: 0.577		x 0-0 ① P4	x 0-0 ③ F9		x 0-0 1-2 2-H 1B		S S S 0-3 ③ K			4	0	1	1	0	1	4
19 Chris Snyder, R (7, 2) OBP: 0.444, SLG: 0.643										0	0	0	0	0	0	0
25 Adam LaRoche, L (1, 3) OBP: 0.333, SLG: 0.538		x 0-0 ② F8		S S S 0-3 ① K	x 0-0 ③ F8			x 0-0 26 1B 25 WP 1B		3	0	0	0	0	1	2
12 Tyler Moore, R (6, 3) OBP: 0.297, SLG: 0.389										1	0	1	0	0	0	0
21 Steven Souza Jr., R (1, 9) OBP: 0.355, SLG: 0.500	B B B 4-0 BB			x 0-0 1B		x 0-0 ① F8		B x 1-0 ① F8 1-2		2	0	1	0	1	0	0
25 Brandon Miller, R (7, 9)										1	0	0	0	0	0	1
15 Nate McLouth, L (1, 8) OBP: 0.276, SLG: 0.360	x 0-0 ③ F8			x 0-0 ② L4		x 0-0 ② G4-3		x 0-0 8 S 2-3 1B		3	0	0	0	0	0	2
26 Jeff Kobernus, R (6, 8) OBP: 0.333, SLG: 0.391										1	0	1	0	0	0	0
10 Will Rhymes, L (1, 5) OBP: 0.464, SLG: 0.348			B B B B 4-0 8 2B 11 SF7 BB	x 0-0 ③ F7		S S S 0-3 ③ K		B S S S 1-3 ② K2-3 1-2		2	1	0	0	1	1	1
8 Jose Lozada, S (7, 5)										1	0	0	0	0	1	2
Inning Stats	R: 0 E: 0 K: 2 S: 7 H: 0 LOB: 1 BB: 1 P: 11	R: 0 E: 0 K: 0 S: 3 H: 0 LOB: 1 BB: 1 P: 7	R: 1 E: 0 K: 0 S: 4 H: 1 LOB: 2 BB: 2 P: 12	R: 0 E: 0 K: 1 S: 6 H: 1 LOB: 1 BB: 0 P: 6	R: 1 E: 1 K: 1 S: 7 H: 1 LOB: 2 BB: 1 P: 11	R: 0 E: 0 K: 1 S: 5 H: 0 LOB: 0 BB: 0 P: 5	R: 0 E: 0 K: 2 S: 8 H: 1 LOB: 2 BB: 1 P: 12	R: 0 E: 0 K: 1 S: 7 H: 2 LOB: 2 BB: 0 P: 9	R: 0 E: 0 K: 2 S: 7 H: 0 LOB: 0 BB: 0 P: 7	1B: 5 2B: 1 3B: 0 HR: 0		SF: 1 SAC: 0 DP: 0 HBP: 0				

	AB	33
	R	2
	H	6
	RBI	2
	BB	6
	SO	10
	LOB	21

WP: 1 PB: 0 SB: 1 CS: 0 PA: 40

PITCHER		IP	WLS	BF	H	R	ER	SO	BB	IBB	HBP	BLK	WP	HR	S	P	ERA	WHIP
16 José Fernández, R ERA: 0.93	(1, 1)	4.1	L	19	2	1	1	4	4	0	0	0	0	0	23	39	2.08	1.385
43 Dan Jennings, L ERA:	(5, 1)	1.2		8	1	1	0	1	1	0	0	0	0	0	9	13	0.00	1.200
49 Carlos Marmol, R ERA:	(7, 1)	1.0		5	1	0	0	2	1	0	0	0	0	0	8	12	0.00	2.000
40 Mike Dunn, L ERA: 1.8	(8, 1)	1.0		5	2	0	0	1	0	0	0	0	1	0	7	9	0.00	2.000
22 Carter Capps, R ERA: 3.0	(9, 1)	1.0		3	0	0	0	2	0	0	0	0	0	0	7	7	0.00	0.000

PITCHER	IP	WLS	BF	H	R	ER	SO	BB	IBB	HBP	BLK	WP	HR	S	P	ERA	WHIP

BOTTOM

Washington Nationals @ Miami Marlins

Roger Dean Stadium, Jupiter, FL

Sat Mar 15 2014, 1:09 PM - 3:54 PM EDT

Att. 4,038 - Partly Cloudy - 76 F

livebaseballscorecards.com

Batter	1	2	3	4	5	6	7	8	9	AB	R	H	RBI	BB	SO	LOB
15 Rafael Furcal, S (1, 4) OBP: 0.167, SLG: 0.167 Terrence Dayleg, R (3, PR) (4, 4) (7, 6)	0-0 1B		0-0 FC3-6 1-2f			0-0 G5-3		0-3 K		2 0 1 0 0 0 1 2 0 0 0 0 1 0						
17 Donovan Solano, R (1, 6) OBP: 0.357, SLG: 0.400 Blake Barber, R (7, 4)	0-0 L8		0-3 K			0-0 G5-3		0-0 F9		3 0 0 0 0 1 2 1 0 0 0 0 0 0						
39 Jarrod Saltalamacchia, S (1, 2) OBP: 0.267, SLG: 0.407 58 Joel Jimenez, R (9, 2)	0-0 F8		0-3 K			0-3 K			0-3 K	3 0 0 0 0 2 2 1 0 0 0 0 1 0						
9 Casey McGehee, R (1, 10) OBP: 0.286, SLG: 0.333	0-0 G4-3			0-0 G6-3			0-0 G6-3		0-0 G6-3	4 0 0 0 0 0 1						
13 Marcell Ozuna, R (1, 8) OBP: 0.308, SLG: 0.290 Juancito Martinez, R (8, 8)		4-0 BB		0-0 G6-3			4-0 47 1B 54 FC5-4 BB		0-0 E6	1 1 0 0 2 0 0 1 0 0 0 0 0 0						
47 Brian Bogusevic, L (1, 9) OBP: 0.143, SLG: 0.143		0-3 K		0-0 G6-3			0-0 54 FC5-4 1-3 1B		0-3 K	4 0 1 0 0 2 2						
5 Reed Johnson, R (1, 7) OBP: 0.423, SLG: 0.458 54 Alfredo Silverio, R (7, 7)	0-0 F7				0-3 K		0-0 FC5-4 1-2f 3-H			2 0 0 0 0 1 1 1 0 0 1 0 0 1						
8 Ty Wigginton, R (1, 3) OBP: 0.292, SLG: 0.200 49 Justin Bour, L (8, 3)	0-3 K				4-0 CS BB		0-0 L5			2 0 0 0 1 1 2 0 0 0 0 0 0 0						
Joshua Rodriguez, R (1, 5) OBP: 0.333, SLG: 0.333		0-0 15 FC3-6 1B			0-3 K 1-2			0-3 K		3 0 1 0 0 2 1						
Inning Stats	R: 0 H: 1 E: 0 LOB: 1 K: 0 BB: 0 S: 4 P: 4	R: 0 H: 0 E: 0 LOB: 1 K: 2 BB: 1 S: 7 P: 11	R: 0 H: 1 E: 0 LOB: 1 K: 2 BB: 0 S: 8 P: 8	R: 0 H: 0 E: 0 LOB: 0 K: 0 BB: 0 S: 3 P: 3	R: 0 H: 0 E: 0 LOB: 0 K: 2 BB: 1 S: 6 P: 10	R: 0 H: 0 E: 0 LOB: 0 K: 1 BB: 1 S: 5 P: 5	R: 1 H: 1 E: 0 LOB: 1 K: 0 BB: 0 S: 4 P: 8	R: 0 H: 0 E: 0 LOB: 0 K: 2 BB: 0 S: 7 P: 7	R: 0 H: 0 E: 1 LOB: 1 K: 2 BB: 0 S: 8 P: 8	1B: 3 SF: 0 2B: 0 SAC: 0 3B: 0 DP: 0 HR: 0 HBP: 0						

AB	30
R	1
H	3
RBI	1
BB	3
SO	11
LOB	13

WP: 0 PA: 33
PB: 0
SB: 0
CS: 1

PITCHER		IP	WLS	BF	H	R	ER	SO	BB	IBB	HBP	BLK	WP	HR	S	P	ERA	WHIP
37 Stephen Strasburg, R ERA: 1.0	(1, 1)	4.0	W	15	2	0	0	4	1	0	0	0	0	0	22	26	0.00	0.750
36 Tyler Clippard, R ERA:	(5, 1)	1.0	H	3	0	0	0	2	1	0	0	0	0	0	6	10	0.00	1.000
35 Craig Stammen, R ERA: 5.14	(6, 1)	2.0	H	8	1	1	1	1	1	0	0	0	0	0	9	13	4.50	1.000
13 Jerry Blevins, L ERA: 1.5	(8, 1)	1.0	H	3	0	0	0	2	0	0	0	0	0	0	7	7	0.00	0.000
30 Aaron Barrett, R ERA:	(9, 1)	1.0	S	4	0	0	0	2	0	0	0	0	0	0	8	8	0.00	0.000

PITCHER	IP	WLS	BF	H	R	ER	SO	BB	IBB	HBP	BLK	WP	HR	S	P	ERA	WHIP

Detroit Tigers @ Washington Nationals

Space Coast Stadium, Viera, FL

Sun Mar 16 2014, 1:07 PM - 3:49 PM EDT

Att. 6,836 - Sunny - 78 F

TOP

livebaseballscorecards.com

Batter	1	2	3	4	5	6	7	8	9	AB	R	H	RBI	BB	SO	LOB
20 Rajai Davis, R (1, 8) OBP: 0.457, SLG: 0.484	X 0-0 32 S 3 HBP 32 G5-3 1B		C C C 0-3 ① K		X 0-0 ② G6-3		X 0-0 ③ G6-3		C C C 0-3 ③ K	3	1	1	0	0	1	0
Ben Guez, R (7, PH) (7, 8) OBP: 0.500, SLG: 0.500										2	0	0	0	0	1	1
3 Ian Kinsler, R (1, 4) OBP: 0.395, SLG: 0.576	H 1-0 32 G5-3 32 S 1-2 HBP		X 0-0 ② L3		X 0-0 ③ G3			X 0-0 29 S 72 S 29 2B 1B		2	0	0	0	0	0	0
4 Steve Lombardozzi, S (7, 4) OBP: 0.267, SLG: 0.250										1	1	1	0	0	0	0
41 Victor Martinez, S (1, 10) OBP: 0.341, SLG: 0.368	X 0-0 ① P3		X 0-0 1B		B B B B 4-0 32 G3 BB			S C C 0-3 ① K 1-2		2	0	1	0	1	0	2
72 Tyler Collins, L (6, PR) (6, 10) OBP: 0.323, SLG: 0.690										1	0	0	0	0	1	1
32 Don Kelly, L (1, 3) OBP: 0.424, SLG: 0.607	B X 1-0 ② G5-3 1-3 2-H		X 0-0 ③ G4-3			X 0-0 ① G3 1-2		S X 0-1 63 S 2-H 2B		3	0	0	1	0	0	3
29 Danny Worth, R (7, 3) OBP: 0.389, SLG: 0.500										1	0	1	1	0	0	0
9 Nick Castellanos, R (1, 5) OBP: 0.432, SLG: 0.707	X 0-0 ③ F9			X 0-0 ① F7		X 0-0 ② F7		X 0-0 ② P4		3	0	0	0	0	0	3
Brandon Loy, R (7, 5)										1	0	0	0	0	0	1
63 Trevor Crowe, S (1, 7) OBP: 0.241, SLG: 0.192		S S S 0-3 ① K		X 0-0 ② G6-3		X 0-0 ③ G4-3		C B B B B 4-1 2-3 BB		3	0	0	0	1	1	2
50 Bryan Holaday, R (1, 2) OBP: 0.233, SLG: 0.222	X 0-0 27 S 1B			X 0-0 1B			X 0-0 ① G6-3	X 0-0 ③ L5		3	0	2	0	0	0	0
John Murrian, R (7, 2) OBP: 0.167, SLG: 0.333										1	0	0	0	0	0	2
27 Eugenio Suárez, R (1, 6) OBP: 0.250, SLG: 0.269	B X 1-0 ② F9 1-2		C C C 0-3 ③ K				X 0-0 ② G6-3		X 0-0 ① G5-3	4	0	0	0	0	1	2
61 Ezequiel Carrera, L (1, 9) OBP: 0.286, SLG: 0.269	X 0-0 ③ F8				X 0-0 ① B2		X 0-0 1B		X 0-0 ② G3	4	0	1	0	0	0	1

	AB	34
	R	2
	H	7
	RBI	2
	BB	2
	SO	5
	LOB	18

Inning Stats	1	2	3	4	5	6	7	8	9	1B: 6	SF: 0	WP: 0	PA: 37
R:	1	0	0	0	0	0	0	1	0	2B: 1	SAC: 0	PB: 0	
E:	0	0	0	0	0	0	0	0	0	3B: 0	DP: 0	SB: 6	
K:	0	1	1	1	0	0	0	1	1	HR: 0	HBP: 1	CS: 0	
S:	4	6	6	6	3	3	4	9	5				
H:	1	1	1	1	0	0	1	2	0				
LOB:	1	1	1	1	0	2	1	2	0				
BB:	0	0	0	0	0	1	0	1	0				
P:	6	7	6	6	3	7	4	13	5				

PITCHER		IP	WLS	BF	H	R	ER	SO	BB	IBB	HBP	BLK	WP	HR	S	P	ERA	WHIP
27 Jordan Zimmermann, R ERA: 0.69	(1, 1)	4.0		17	4	1	1	3	0	0	1	0	0	0	22	25	2.25	1.000
44 Sammy Solís, L ERA:	(5, 1)	2.0		7	0	0	0	0	1	0	0	0	0	0	6	10	0.00	0.500
31 Xavier Cedeño, L ERA: 4.05	(7, 1)	1.0		4	1	0	0	0	0	0	0	0	0	0	4	4	0.00	1.000
75 Michael Gonzalez, L ERA: 13.5	(8, 1)	1.0	L	6	2	1	1	1	1	0	0	0	0	0	9	13	9.00	3.000
64 Blake Treinen, R ERA: 5.0	(9, 1)	1.0		3	0	0	0	1	0	0	0	0	0	0	5	5	0.00	0.000

PITCHER	IP	WLS	BF	H	R	ER	SO	BB	IBB	HBP	BLK	WP	HR	S	P	ERA	WHIP

Detroit Tigers @ Washington Nationals

Space Coast Stadium, Viera, FL

Sun Mar 16 2014, 1:07 PM - 3:49 PM EDT

Att. 6,836 - Sunny - 78 F

livebaseballscorecards.com

BOTTOM

Batter	1	2	3	4	5	6	7	8	9	AB	R	H	RBI	BB	SO	LOB
2 Denard Span, L (1, 8) OBP: 0.333, SLG: 0.500	P6			G3		G3		K		3	0	0	0	0	0	0
3 Eury Pérez, R (7, 8) OBP: 0.348, SLG: 0.381										1	0	0	0	0	1	1
20 Ian Desmond, R (1, 6) OBP: 0.250, SLG: 0.583	G5-3			F8		G6-3			F9	3	0	0	0	0	0	0
31 Xavier Cedeño, L (7, 1)										0	0	0	0	0	0	0
23 Justin Bloxom, S (8, 3)										1	0	0	0	0	0	0
28 Jayson Werth, R (1, 9) OBP: 0.353, SLG: 0.267	K			F9			G5-3		E3	3	0	0	0	0	1	0
Drew Vettleson, L (8, 9)										1	0	0	0	0	0	0
34 Bryce Harper, L (1, 7) OBP: 0.345, SLG: 0.333		K			G4-3		B1-3		K	3	0	0	0	0	1	0
28 Caleb Ramsey, L (8, 7) OBP: 0.500, SLG: 0.500										1	0	0	0	0	1	1
11 Ryan Zimmerman, R (1, 5) OBP: 0.320, SLG: 0.542		G1-4-3			F8		2B		G3	3	0	1	0	0	0	0
(6, 3)										0	0	0	0	0	0	0
75 Michael Gonzalez, R (8, 1)										0	0	0	0	0	0	0
64 Blake Treinen, R (9, 1)										1	0	0	0	0	0	1
19 Chris Snyder, R (9, PH) OBP: 0.421, SLG: 0.600																
25 Adam LaRoche, L (1, 3) OBP: 0.345, SLG: 0.536	K				1B		K			2	0	1	0	0	1	0
10 Will Rhymes, L (6, 5) OBP: 0.448, SLG: 0.333										1	0	0	0	0	1	1
59 Jose Lobaton, S (1, 2) OBP: 0.217, SLG: 0.053			BB		K			1B		1	0	0	0	1	1	1
23 Jhonatan Solano, R (8, 2) OBP: 0.333, SLG: 0.167										1	0	1	0	0	0	0
26 Jeff Kobernus, R (1, 4) OBP: 0.333, SLG: 0.360			G5-4-3					G5-3		2	1	0	0	1	0	2
18 Mike Fontenot, L (9, 4) OBP: 0.143, SLG: 0.158										0	0	0	0	0	0	0
27 Jordan Zimmermann, R (1, 1)			B1-4			G3-1		F8		1	0	0	0	0	0	0
44 Sammy Solís, R (5, 1)										0	0	0	0	0	0	0
15 Nate McLouth, L (6, PH) OBP: 0.267, SLG: 0.346										1	0	0	0	0	0	1
1 Jamey Carroll, R (7, 6) OBP: 0.345, SLG: 0.375										1	0	0	0	0	0	1
Inning Stats	R: 0 E: 0 K: 1 S: 5 H: 0 LOB: 0 BB: 0 P: 5	R: 0 E: 0 K: 2 S: 7 H: 0 LOB: 0 BB: 0 P: 7	R: 0 E: 0 K: 0 S: 2 H: 0 LOB: 0 BB: 1 P: 6	R: 0 E: 0 K: 0 S: 3 H: 0 LOB: 0 BB: 0 P: 3	R: 0 E: 0 K: 1 S: 6 H: 1 LOB: 1 BB: 0 P: 6	R: 1 E: 0 K: 0 S: 4 H: 0 LOB: 0 BB: 1 P: 9	R: 0 E: 0 K: 1 S: 6 H: 1 LOB: 1 BB: 0 P: 6	R: 0 E: 0 K: 1 S: 6 H: 1 LOB: 1 BB: 0 P: 6	R: 0 E: 1 K: 1 S: 6 H: 0 LOB: 1 BB: 0 P: 6	1B: 2 2B: 1 3B: 0 HR: 0 SF: 0 SAC: 0 DP: 1 HBP: 0	WP: 0 PB: 1 SB: 1 CS: 0	PA: 32				

	AB	30
	R	1
	H	3
	RBI	0
	BB	2
	SO	7
	LOB	9

PITCHER		IP	WLS	BF	H	R	ER	SO	BB	IBB	HBP	BLK	WP	HR	S	P	ERA	WHIP
35 Justin Verlander, R ERA:	(1, 1)	5.0		16	1	0	0	4	1	0	0	0	0	0	23	27	0.00	0.400
57 Evan Reed, R ERA: 2.0	(6, 1)	1.0	B	4	0	1	0	0	1	0	0	0	0	0	4	9	0.00	1.000
40 Phil Coke, L ERA: 5.14	(7, 1)	1.0	W	4	1	0	0	1	0	0	0	0	0	0	6	6	0.00	1.000
43 Bruce Rondón, R ERA: 1.29	(8, 1)	1.0	H	4	1	0	0	1	0	0	0	0	0	0	6	6	0.00	1.000
56 Jose Ortega, R ERA: 5.14	(9, 1)	1.0	S	4	0	0	0	1	0	0	0	0	0	0	6	6	0.00	0.000

PITCHER	IP	WLS	BF	H	R	ER	SO	BB	IBB	HBP	BLK	WP	HR	S	P	ERA	WHIP

Washington Nationals @ Houston Astros

Osceola County Stadium, Kissimmee, FL

Sun Mar 16 2014, 1:11 PM - 4:05 PM EDT

Att. 3,512 - Sunny - 80 F

TOP

livebaseballscorecards.com

Batter	1	2	3	4	5	6	7	8	9	AB	R	H	RBI	BB	SO	LOB
6 Anthony Rendon, R (1, 4) OBP: 0.412, SLG: 0.500 Cutter Dykstra, R (5, 4)	0-0 12 G5-3, 7 E, 1B	1-0 HBP		0-3 K	0-0 F9			0-3 K		3 1	0 0	1 0	0 0	0 0	1 1	3 0
8 Danny Espinosa, S (1, 6) OBP: 0.306, SLG: 0.258 3 Eury Pérez, R (6, PH) OBP: 0.333, SLG: 0.364 (6, 6)	0-3 K	0-0 G5-3		0-0 1B		0-0 G6-3		0-0 F8		3 2	0 0	1 0	0 0	0 0	1 0	3 0
7 Scott Hairston, R (1, 10) OBP: 0.267, SLG: 0.393 14 Randolph Oduber, R (8, PH) (8, 10)	0-0 FC5, 12 G5-3 1-2		0-0 FC1-6, 4, 4 S, 1B	0-3 K		0-0 F7		0-3 K		4 1	0 0	1 0	0 0	0 0	1 1	2 0
12 Tyler Moore, R (1, 7) OBP: 0.300, SLG: 0.385 24 Isaac Ballou, L (5, 7)	0-0 G5-3 1-2 2-3	0-0 L7			0-0 21 WP, 41 1B, 67 1B, 1B	0-0 F8			0-0 G4-3	3 2	1 0	1 0	0 0	0 0	0 0	3 0
4 Zach Walters, S (1, 5) OBP: 0.469, SLG: 0.643	0-3 K	1-0 FC1-6, 16 1B 1-3			0-3 K		0-0 F7		0-3 K	5	0	0	0	0	3	4
16 Brock Peterson, R (1, 3) OBP: 0.414, SLG: 0.538		0-3 K	0-0 41 FC4-6 1-2		0-3 K		0-0 G3-1, 21 3B, 2B		0-3 K	5	1	2	0	0	3	1
41 Sandy León, S (1, 2) OBP: 0.278, SLG: 0.375 Koyie Hill, S (7, PH) OBP: 0.467, SLG: 0.462 (7, 2)	0-0 G3-1	0-0 FC4-6 1-2f			0-0 67 1B, 21 WP 1-2		0-0 G3-1 2-3			3 1	0 0	1 0	0 0	0 0	0 0	2 1
21 Steven Souza Jr., R (1, 9) OBP: 0.429, SLG: 0.806	3-2 HR		2-2 HR		4-0 67 1B 1-2 2-3		0-0 3B 3-H			3	2	3	3	1	0	0
67 Brian Goodwin, L (1, 8) OBP: 0.310, SLG: 0.440 7 Theo Bowe, L (7, PH) (7, 8)	0-0 3B		0-0 G4-3		0-0 1B 1-2 2-3 3-H		0-0 G6-3			3 1	0 0	2 0	1 0	0 0	0 0	0 1

	AB	40
	R	4
	H	12
	RBI	4
	BB	1
	SO	11
	LOB	20

Inning Stats	1	2	3	4	5	6	7	8	9							
	R: 0 E: 1 K: 2 S: 9	H: 1 LOB: 2 BB: 0 P: 9	R: 1 E: 0 K: 1 S: 9	H: 2 LOB: 2 BB: 0 P: 13	R: 0 E: 0 K: 0 S: 5	H: 2 LOB: 2 BB: 0 P: 6	R: 1 E: 0 K: 2 S: 11	H: 2 LOB: 1 BB: 0 P: 13	R: 1 E: 0 K: 2 S: 10	H: 3 LOB: 3 BB: 1 P: 14	R: 0 E: 0 K: 0 S: 3	H: 0 LOB: 0 BB: 0 P: 3	R: 1 E: 0 K: 0 S: 5	H: 2 LOB: 1 BB: 0 P: 5	R: 0 E: 0 K: 2 S: 7	H: 0 LOB: 0 BB: 0 P: 7	R: 0 E: 0 K: 2 S: 7	H: 0 LOB: 0 BB: 0 P: 7

	1B: 7	SF: 0
	2B: 1	SAC: 0
	3B: 2	DP: 0
	HR: 2	HBP: 1

	WP: 1	PA: 42
	PB: 0	
	SB: 1	
	CS: 0	

PITCHER		IP	WLS	BF	H	R	ER	SO	BB	IBB	HBP	BLK	WP	HR	S	P	ERA	WHIP
46 Scott Feldman, R ERA: 4.5	(1, 1)	4.0	L	22	8	3	3	5	0	0	1	0	0	2	35	42	6.75	2.000
67 Jorge De Leon, R ERA: 1.8	(5, 1)	1.0		6	2	0	0	2	1	0	0	0	1	0	9	13	0.00	3.000
41 Brad Peacock, R ERA: 10.8	(6, 1)	4.0		14	2	1	1	4	0	0	0	0	0	0	22	22	2.25	0.500

PITCHER		IP	WLS	BF	H	R	ER	SO	BB	IBB	HBP	BLK	WP	HR	S	P	ERA	WHIP

BOTTOM

Batter	1	2	3	4	5	6	7	8	9	AB	R	H	RBI	BB	SO	LOB
19 Robbie Grossman, S (1, 8) OBP: 0.438, SLG: 0.593 9 Marwin Gonzalez, S (7, 5) OBP: 0.448, SLG: 0.679	G6-3			G3-1		27 2B 1B	G6-3			3 1	1 0	1 0	0 0	0 0	0 0	0 1
27 Jose Altuve, R (1, 4) OBP: 0.294, SLG: 0.353 David Martinez, R (7, 7)	G6-3			F8		23 S 1-H 2B		G5-3		3 1	0 0	1 0	1 0	0 0	0 0	0 0
15 Jason Castro, L (1, 2) OBP: 0.304, SLG: 0.636 3 Cesar Izturis, S (7, 4) OBP: 0.333, SLG: 0.333	G4-3			G4-3		K		F7		3 1	0 0	0 0	0 0	0 0	1 0	1 0
23 Chris Carter, R (1, 3) OBP: 0.250, SLG: 0.417 1 Adron Chambers, L (7, 9) OBP: 0.444, SLG: 0.375		K			K	K 2-3		G4-3		3 1	0 0	0 0	0 0	0 0	3 0	1 0
30 Matt Dominguez, R (1, 5) OBP: 0.294, SLG: 0.367 76 Carlos Pérez, R (7, 2) OBP: 0.400, SLG: 0.400		F8			28 1B 2B	F8			F9	3 1	1 0	1 0	0 0	0 0	0 0	1 0
79 George Springer, R (1, 9) OBP: 0.382, SLG: 0.231 80 Delino DeShields, R (7, 8) OBP: 0.286, SLG: 0.167		K			28 1B BB		F7		18 S 1B	1 2	0 0	0 1	0 0	1 0	1 0	0 0
75 Japhet Amador, R (1, 10) OBP: 0.273, SLG: 0.273 18 Marc Krauss, L (9, PH) OBP: 0.407, SLG: 0.769			28 G5-4-3 1B		K	K	K		K 1-2	3 1	0 0	1 0	0 0	0 0	2 1	2 1
28 L.J. Hoes, R (1, 7) OBP: 0.304, SLG: 0.238 84 Carlos Correa, R (7, 6) OBP: 0.231, SLG: 0.520			G5-4-3 1-2f		6 FC6 1-3 2-H 1B		13 2B		K	2 2	0 1	1 1	1 0	0 0	0 1	1 1
6 Jonathan Villar, S (1, 6) OBP: 0.276, SLG: 0.464 13 Jon Singleton, L (7, 3) OBP: 0.355, SLG: 0.391			L8		FC6 1-2f		2-H 2B			2 1	0 0	0 1	0 1	0 0	0 0	2 0
Inning Stats	R: 0 E: 0 K: 0 S: 3 H: 0 LOB: 0 BB: 0 P: 3	R: 0 E: 0 K: 2 S: 7 H: 0 LOB: 0 BB: 0 P: 7	R: 0 E: 0 K: 0 S: 3 H: 1 LOB: 0 BB: 0 P: 3	R: 0 E: 0 K: 0 S: 3 H: 0 LOB: 0 BB: 0 P: 3	R: 1 E: 0 K: 2 S: 9 H: 2 LOB: 2 BB: 1 P: 13	R: 1 E: 0 K: 2 S: 9 H: 2 LOB: 1 BB: 0 P: 9	R: 1 E: 0 K: 1 S: 7 H: 2 LOB: 1 BB: 0 P: 7	R: 0 E: 0 K: 0 S: 3 H: 0 LOB: 0 BB: 0 P: 3	R: 0 E: 0 K: 2 S: 8 H: 1 LOB: 1 BB: 0 P: 9	1B: 4 2B: 4 3B: 0 HR: 0	SF: 0 SAC: 0 DP: 1 HBP: 0					

PITCHER	IP	WLS	BF	H	R	ER	SO	BB	IBB	HBP	BLK	WP	HR	S	P	ERA	WHIP
47 Gio González, L (1, 1) ERA: 3.12	4.2	W	17	3	1	1	4	1	0	0	0	0	0	24	28	1.93	0.857
29 Rafael Soriano, R (5, 1) ERA: 19.64	1.0	H	5	2	1	1	2	0	0	0	0	0	0	9	9	9.00	2.000
71 Christian Garcia, R (6, 1) ERA: 6.43	1.1	H	6	2	1	1	1	0	0	0	0	0	0	8	8	6.75	1.500
17 Manny Delcarmen, R (8, 1) ERA: 5.68	2.0	S	7	1	0	0	2	0	0	0	0	0	0	11	12	0.00	0.500

PITCHER	IP	WLS	BF	H	R	ER	SO	BB	IBB	HBP	BLK	WP	HR	S	P	ERA	WHIP

Washington Nationals @ Houston Astros

Osceola County Stadium, Kissimmee, FL

Sun Mar 16 2014, 1:11 PM - 4:05 PM EDT

Att. 3,512 - Sunny - 80 F

livebaseballscorecards.com

AB	34
R	3
H	8
RBI	3
BB	1
SO	9
LOB	11

WP: 0 PA: 35
PB: 0
SB: 2
CS: 0

Batter	1	2	3	4	5	6	7	8	9	AB	R	H	RBI	BB	SO	LOB
Inning Stats																

Washington Nationals @ Detroit Tigers

Joker Marchant Stadium, Lakeland, FL

Mon Mar 17 2014, 1:05 PM EDT

livebaseballscorecards.com

TOP

AB	0
R	0
H	0
RBI	0
BB	0
SO	0
LOB	0

1B: 0
2B: 0
3B: 0
HR: 0

SF: 0
SAC: 0
DP: 0
HBP: 0

WP: 0
PB: 0
SB: 0
CS: 0

PA: 0

PITCHER	IP	WLS	BF	H	R	ER	SO	BB	IBB	HBP	BLK	WP	HR	S	P	ERA	WHIP

PITCHER	IP	WLS	BF	H	R	ER	SO	BB	IBB	HBP	BLK	WP	HR	S	P	ERA	WHIP

Batter	1	2	3	4	5	6	7	8	9	AB	R	H	RBI	BB	SO	LOB
Inning Stats										1B: 0 2B: 0 3B: 0 HR: 0		SF: 0 SAC: 0 DP: 0 HBP: 0					

BOTTOM

Washington Nationals @ Detroit Tigers

Joker Marchant Stadium, Lakeland, FL

Mon Mar 17 2014, 1:05 PM EDT

livebaseballscorecards.com

AB	**0**
R	**0**
H	**0**
RBI	**0**
BB	**0**
SO	**0**
LOB	**0**

WP: 0 PA: 0
PB: 0
SB: 0
CS: 0

PITCHER	IP	WLS	BF	H	R	ER	SO	BB	IBB	HBP	BLK	WP	HR	S	P	ERA	WHIP

PITCHER	IP	WLS	BF	H	R	ER	SO	BB	IBB	HBP	BLK	WP	HR	S	P	ERA	WHIP

Batter	1	2	3	4	5	6	7	8	9	AB	R	H	RBI	BB	SO	LOB
21 Dexter Fowler, S (1, 8) OBP: 0.314, SLG: 0.233	S S S 0-3 ① K		x 0-0 ① G4-3		x 0-0 ③ G3-1			x 0-0 84 HBP 1B		4	0	1	0	0	1	1
27 Jose Altuve, R (1, 4) OBP: 0.282, SLG: 0.333	x 0-0 15 E 15 G3 1B		x 0-0 ② G5-3			x 0-0 ① G4-3		H 1-0 1-2 HBP		3	1	1	0	0	0	0
44 Raul Valdes, L (6, 1)										0	0	0	0	0	0	0
84 Carlos Correa, R (7, 6) OBP: 0.267, SLG: 0.500										0	0	0	0	0	0	0
Ronald Torreyes, R (8, PR) OBP: 0.667, SLG: 1.500										0	0	0	0	0	0	0
(8, 4)																
15 Jason Castro, L (1, 2) OBP: 0.250, SLG: 0.519	x 0-0 ② G3 1-H		x 0-0 ③ G1-3			S S S 0-3 ② K		C C C 0-3 ① K		3	0	0	1	0	1	0
75 Japhet Amador, R (6, 3) OBP: 0.250, SLG: 0.250										1	0	0	0	0	1	2
18 Marc Krauss, L (1, 7) OBP: 0.424, SLG: 0.700	B B B B 4-0 13 1B BB			x 0-0 ① G4-3		B B B 4-0 BB		C C C 0-3 ② K		1	0	0	0	2	0	0
2 Gregorio Petit, R (6, PR) OBP: 0.238, SLG: 0.300										1	0	0	0	0	1	2
(6, 4)																
(8, 5)																
13 Jon Singleton, L (1, 3) OBP: 0.371, SLG: 0.385	x 0-0 1-3 1B			C C C 0-3 ② K		x 0-0 ③ G3		x 0-0 ③ G1-3		3	0	1	0	0	1	1
77 René García, R (6, 2) OBP: 0.375, SLG: 0.167										1	0	0	0	0	0	2
28 L.J. Hoes, R (1, 9) OBP: 0.250, SLG: 0.192	x 0-0 ③ F8			x 0-0 ③ G5-3			x 0-0 ① G4-3		C C C 0-3 ① K	3	0	0	0	0	0	2
79 George Springer, R (7, 9) OBP: 0.333, SLG: 0.194										1	0	0	0	0	1	0
9 Marwin Gonzalez, S (1, 5) OBP: 0.429, SLG: 0.647		x 0-0 E3 6 G4-6-3			x 0-0 2B		x 0-0 ② F8		x 0-0 ② G6-3	4	0	1	0	0	0	0
(8, 6)																
6 Jonathan Villar, S (1, 6) OBP: 0.286, SLG: 0.406		x 0-0 ① ② G4-6-3 1-2f			S S S 0-3 ① K		x 0-0 ③ G3-1		x 0-0 14 CS 1B	3	0	0	0	0	1	2
73 Mike Foltynewicz, R (7, 1)										0	0	0	0	0	0	0
1 Adron Chambers, L (9, PH) OBP: 0.500, SLG: 0.444										1	0	1	0	0	0	0
(9, 7)																
48 Jarred Cosart, R (1, 1)		S S S 0-3 ③ K			C C C 0-3 ② K			x 0-0 HR	S 0-1 ③ 1-2 CS	2	0	0	0	0	2	1
14 Jesus Guzman, R (6, 7) OBP: 0.323, SLG: 0.320										1	1	1	1	0	0	0
61 Josh Zeid, R (9, 1)										0	0	0	0	0	0	0
Inning Stats	R: 1 E: 0 K: 1 S: 7 H: 2 LOB: 2 BB: 1 P: 11	R: 0 E: 1 K: 1 S: 5 H: 0 LOB: 0 BB: 0 P: 5	R: 0 E: 0 K: 0 S: 3 H: 0 LOB: 0 BB: 0 P: 3	R: 0 E: 0 K: 1 S: 5 H: 0 LOB: 0 BB: 0 P: 5	R: 0 E: 0 K: 2 S: 8 H: 1 LOB: 1 BB: 0 P: 8	R: 0 E: 0 K: 1 S: 5 H: 0 LOB: 1 BB: 1 P: 9	R: 0 E: 0 K: 0 S: 3 H: 0 LOB: 0 BB: 0 P: 3	R: 1 E: 0 K: 2 S: 9 H: 2 LOB: 2 BB: 0 P: 10	R: 0 E: 0 K: 1 S: 6 H: 1 LOB: 0 BB: 0 P: 6	1B: 4 2B: 1 3B: 0 HR: 1 SF: 0 SAC: 0 DP: 1 HBP: 1							

TOP

Houston Astros @ Washington Nationals

Space Coast Stadium, Viera, FL

Wed Mar 19 2014, 6:08 PM - 8:42 PM EDT

Att. 5,171 - Clear - 73 F

livebaseballscorecards.com

AB	32
R	2
H	6
RBI	2
BB	2
SO	9
LOB	13

WP: 0 PB: 0 SB: 0 CS: 1 PA: 36

PITCHER		IP	WLS	BF	H	R	ER	SO	BB	IBB	HBP	BLK	WP	HR	S	P	ERA	WHIP
38 Taylor Jordan, R ERA: 4.8	(1, 1)	5.0	L	19	3	1	1	5	1	0	0	0	0	0	28	32	1.80	0.800
48 Ross Detwiler, L ERA: 5.63	(6, 1)	1.0		4	0	0	0	1	1	0	0	0	0	0	5	9	0.00	1.000
1 Francisco Soriano, R ERA:	(7, 1)	1.0		3	0	0	0	0	0	0	0	0	0	0	3	3	0.00	0.000
36 Tyler Clippard, R ERA: 1.5	(8, 1)	1.0		6	2	1	1	2	0	0	1	0	0	1	9	10	9.00	2.000
43 Ross Ohlendorf, R ERA: 18.0	(9, 1)	1.0		3	1	0	0	1	0	0	0	0	0	0	6	6	0.00	1.000

PITCHER	IP	WLS	BF	H	R	ER	SO	BB	IBB	HBP	BLK	WP	HR	S	P	ERA	WHIP

Batter	1	2	3	4	5	6	7	8	9	AB	R	H	RBI	BB	SO	LOB
2 Denard Span, L (1, 8) OBP: 0.333, SLG: 0.485	G1-3			K		20 BB 1B		K		3	0	1	0	0	1	0
15 Nate McLouth, L (7, 8) OBP: 0.258, SLG: 0.333 (8, 9)										1	0	0	0	0	1	0
20 Ian Desmond, R (1, 6) OBP: 0.259, SLG: 0.538	K			K		BB		K		2	0	0	0	1	2	0
4 Zach Walters, S (7, 5) OBP: 0.455, SLG: 0.621										1	0	0	0	0	1	0
11 Ryan Zimmerman, R (1, 5) OBP: 0.286, SLG: 0.481	G1-3			G3-1		F9			K	3	0	0	0	0	0	3
1 Francisco Soriano, S (7, 1)										0	0	0	0	0	0	0
12 Tyler Moore, R (8, 7) OBP: 0.293, SLG: 0.375										1	0	0	0	0	1	0
28 Jayson Werth, R (1, 9) OBP: 0.350, SLG: 0.278		K			F8		40 1B		K	3	0	1	0	0	1	0
26 Jeff Kobernus, R (8, 8) OBP: 0.321, SLG: 0.346										1	0	0	0	0	1	0
34 Bryce Harper, L (1, 7) OBP: 0.313, SLG: 0.296		F8			K		F7		1B	3	0	0	0	0	1	1
16 Brock Peterson, R (8, 3) OBP: 0.433, SLG: 0.556										1	0	1	0	0	0	0
40 Wilson Ramos, R (1, 2) OBP: 0.379, SLG: 0.552		K			G1-3		1-2 1B		P5	3	0	1	0	0	1	0
41 Sandy León, S (8, 2) OBP: 0.263, SLG: 0.353										1	0	0	0	0	0	1
25 Adam LaRoche, L (1, 3) OBP: 0.313, SLG: 0.484			K			F7	F8			3	0	0	0	0	1	2
36 Tyler Clippard, R (8, 1)										0	0	0	0	0	0	0
43 Ross Ohlendorf, R (9, 1)										0	0	0	0	0	0	0
6 Anthony Rendon, R (1, 4) OBP: 0.405, SLG: 0.484			K			20 BB 2 1B	K			3	0	1	0	0	2	2
1 Jamey Carroll, R (8, 4) OBP: 0.345, SLG: 0.375						1B				0	0	0	0	0	0	0
38 Taylor Jordan, R (1, 1)			K			P5		K		1	0	0	0	0	1	0
48 Ross Detwiler, R (6, 1)										0	0	0	0	0	0	0
7 Scott Hairston, R (6, PH) OBP: 0.258, SLG: 0.379										1	0	0	0	0	0	1
8 Danny Espinosa, S (7, 6) OBP: 0.297, SLG: 0.250										1	0	0	0	0	1	0
Inning Stats	R: 0 E: 0 K: 1 S: 5	H: 0 LOB: 0 BB: 0 P: 5	R: 0 E: 0 K: 2 S: 7	H: 0 LOB: 0 BB: 0 P: 7	R: 0 E: 0 K: 3 S: 9	H: 0 LOB: 0 BB: 0 P: 9	R: 0 E: 0 K: 2 S: 7	H: 0 LOB: 0 BB: 0 P: 7	R: 0 E: 0 K: 1 S: 5	H: 0 LOB: 0 BB: 0 P: 5	R: 0 E: 0 K: 0 S: 5	H: 2 LOB: 3 BB: 1 P: 9	R: 0 E: 0 K: 1 S: 7	H: 2 LOB: 2 BB: 0 P: 7	R: 0 E: 0 K: 3 S: 9	H: 0 LOB: 0 BB: 0 P: 9	R: 0 E: 0 K: 2 S: 8	H: 1 LOB: 1 BB: 0 P: 8	1B: 5 2B: 0 3B: 0 HR: 0	SF: 0 SAC: 0 DP: 0 HBP: 0	WP: 0 PB: 0 SB: 0 CS: 0	PA: 33

PITCHER		IP	WLS	BF	H	R	ER	SO	BB	IBB	HBP	BLK	WP	HR	S	P	ERA	WHIP
48 Jarred Cosart, R ERA: 4.5	(1, 1)	5.0	W	15	0	0	0	9	0	0	0	0	0	0	33	33	0.00	0.000
44 Raul Valdes, L ERA: 2.25	(6, 1)	1.0	H	6	2	0	0	0	1	0	0	0	0	0	5	9	0.00	3.000
73 Mike Foltynewicz, R ERA: 1.74	(7, 1)	2.0	H	8	2	0	0	4	0	0	0	0	0	0	16	16	0.00	1.000
61 Josh Zeid, R ERA: 4.05	(9, 1)	1.0	S	4	1	0	0	2	0	0	0	0	0	0	8	8	0.00	1.000

PITCHER	IP	WLS	BF	H	R	ER	SO	BB	IBB	HBP	BLK	WP	HR	S	P	ERA	WHIP

BOTTOM

Houston Astros @ Washington Nationals

Space Coast Stadium, Viera, FL

Wed Mar 19 2014, 6:08 PM - 8:42 PM EDT

Att. 5,171 - Clear - 73 F

livebaseballscorecards.com

AB	32
R	0
H	5
RBI	0
BB	1
SO	15
LOB	10

Batter	1	2	3	4	5	6	7	8	9	AB	R	H	RBI	BB	SO	LOB
3 Ian Kinsler, R (1, 4) OBP: 0.426, SLG: 0.650	E8 72 G6-4-3		CS 1-2	72 G6-4-3 1B		G4-3 2-3		G5-3		4	0	1	0	0	0	1
14 Curt Powell, R (8, 4)										0	0	0	0	0	0	0
72 Tyler Collins, L (1, 7) OBP: 0.359, SLG: 0.714	G6-4-3 1-2f			G6-4-3 1-2f		BBB 4-0 41 1B BB		SSS 0-3 K2-3		3	0	0	0	1	1	2
41 Victor Martinez, S (1, 3) OBP: 0.347, SLG: 0.356	F7			G4-3		1-2 3-H 1B			G4-3	3	0	1	1	0	0	0
29 Dominic Ficociello, S (6, PR)										1	0	0	0	0	0	0
(6, 3)																
32 Don Kelly, L (1, 9) OBP: 0.429, SLG: 0.618		CCC 0-3 K			BBB 4-0 14 2B BB	F9			F8	3	0	0	0	1	1	2
13 Alex Avila, L (1, 2) OBP: 0.390, SLG: 0.343		CCC 0-3 K			SSS 0-3 K	G4-3			F7	3	0	0	0	0	2	3
76 Craig Albernaz, R (8, 2) OBP: 0.429, SLG: 0.200										1	0	0	0	0	0	0
14 Austin Jackson, R (1, 8) OBP: 0.488, SLG: 0.775		G6-3			1-3 2B	F7				3	0	1	0	0	0	0
61 Ezequiel Carrera, L (7, 8) OBP: 0.250, SLG: 0.233										0	0	0	0	0	0	0
9 Nick Castellanos, R (1, 5) OBP: 0.412, SLG: 0.667					SSS 0-3 K	G4-3				3	0	1	0	0	1	2
Kevin Russo, R (7, 5) OBP: 1.000, SLG: 1.000			3 CS 1B							0	0	0	0	0	0	0
63 Trevor Crowe, S (1, 10) OBP: 0.257, SLG: 0.194			SSS 0-3 K		G4-3		SSS 0-3 K			3	0	0	0	0	2	3
29 Danny Worth, R (1, 6) OBP: 0.432, SLG: 0.528			F8			3 G4-3 41 1B 2B		SSS 0-3 K		3	1	1	0	0	1	1
Inning Stats	R: 0 E: 1 K: 0 S: 3 H: 0 LOB: 0 BB: 0 P: 3	R: 0 E: 0 K: 2 S: 7 H: 0 LOB: 0 BB: 0 P: 7	R: 0 E: 0 K: 1 S: 6 H: 1 LOB: 0 BB: 0 P: 6	R: 0 E: 0 K: 0 S: 3 H: 1 LOB: 0 BB: 0 P: 3	R: 0 E: 0 K: 2 S: 8 H: 1 LOB: 2 BB: 1 P: 12	R: 1 E: 0 K: 0 S: 5 H: 2 LOB: 2 BB: 1 P: 9	R: 0 E: 0 K: 1 S: 5 H: 0 LOB: 0 BB: 0 P: 5	R: 0 E: 0 K: 2 S: 7 H: 0 LOB: 0 BB: 0 P: 7	R: 0 E: 0 K: 0 S: 3 H: 0 LOB: 0 BB: 0 P: 3	1B: 3 2B: 2 3B: 0 HR: 0	SF: 0 SAC: 0 DP: 2 HBP: 0						

TOP

Detroit Tigers @ Washington Nationals

Space Coast Stadium, Viera, FL

Thu Mar 20 2014, 1:07 PM - 3:52 PM EDT

Att. 7,205 - Sunny - 79 F

livebaseballscorecards.com

AB	30
R	1
H	5
RBI	1
BB	2
SO	8
LOB	14

WP: 0 PB: 0 SB: 0 CS: 1 PA: 33

PITCHER		IP	WLS	BF	H	R	ER	SO	BB	IBB	HBP	BLK	WP	HR	S	P	ERA	WHIP
37 Stephen Strasburg, R ERA: 0.64	(1, 1)	5.0	W	17	3	0	0	5	1	0	0	0	0	0	27	31	0.00	0.800
22 Drew Storen, R ERA: 7.2	(6, 1)	1.0	H	6	2	1	1	0	1	0	0	0	0	0	5	9	9.00	3.000
52 Ryan Mattheus, R ERA:	(7, 1)	1.0		3	0	0	0	1	0	0	0	0	0	0	5	5	0.00	0.000
75 Michael Gonzalez, L ERA: 9.0	(8, 1)	1.0		3	0	0	0	2	0	0	0	0	0	0	7	7	0.00	0.000
13 Jerry Blevins, L ERA: 1.29	(9, 1)	1.0		3	0	0	0	0	0	0	0	0	0	0	3	3	0.00	0.000

PITCHER	IP	WLS	BF	H	R	ER	SO	BB	IBB	HBP	BLK	WP	HR	S	P	ERA	WHIP

BOTTOM

Detroit Tigers @ Washington Nationals

Space Coast Stadium, Viera, FL

Thu Mar 20 2014, 1:07 PM - 3:52 PM EDT

Att. 7,205 - Sunny - 79 F

livebaseballscorecards.com

Batter	1	2	3	4	5	6	7	8	9	AB	R	H	RBI	BB	SO	LOB
2 Denard Span, L (1, 8) OBP: 0.324, SLG: 0.459 12 Rafael Bautista, R (8, 8)	S S S 0-3 ① K		X 0-0 ③ 20 HR 2-H 1B		X 0-0 ③ P6		X 0-0 ③ F7			4 1 1 1 0 1 0 0 0 0 0 0 0 0						
20 Ian Desmond, R (1, 6) OBP: 0.267, SLG: 0.621 1 Jamey Carroll, R (7, 6) OBP: 0.367, SLG: 0.400	X 0-0 ② F9		S S S X 0-2 ④ 1-H HR			C C C 0-3 ① K		X 0-0 ② 26 BB 6 1B 1B		3 1 1 2 0 1 0 1 1 1 0 0 0 0						
28 Jayson Werth, R (1, 9) OBP: 0.391, SLG: 0.381 26 Jeff Kobernus, R (6, PR) OBP: 0.345, SLG: 0.346 (7, 7)	X 0-0 ④ 2B		S S S 0-3 ② K			X 0-0 ④ 11 3B 1B		B B B 4-0 ⑤ 6 1B 59 2B 1-2 BB		3 0 2 0 0 1 0 0 2 0 0 1 0 0						
11 Ryan Zimmerman, R (1, 5) OBP: 0.290, SLG: 0.533 6 Anthony Rendon, R (7, 5) OBP: 0.421, SLG: 0.500	X 0-0 ③ P3		S S S 0-3 ③ K			X 0-0 ① 59 1B 1-H 3B		X 0-0 ① 59 2B 1-3 2-H 1B		3 1 1 1 0 1 1 1 1 1 1 0 0 0						
34 Bryce Harper, L (1, 7) OBP: 0.286, SLG: 0.267 25 Brandon Miller, R (7, 9)		S S S 0-3 ① K		S S S 0-3 ① K		X 0-0 ② P5		C C C 0-3 ① K		3 0 0 0 0 2 2 1 0 0 0 0 1 2						
40 Wilson Ramos, R (1, 2) OBP: 0.355, SLG: 0.516 59 Jose Lobaton, S (5, 2) OBP: 0.280, SLG: 0.190		S S S 0-3 ② K		S S S 0-3 ② K		X 0-0 ④ 3-H 1B		X 0-0 ④ 1-H 3-H 2B		2 0 0 0 0 2 0 2 0 2 3 0 0 0						
25 Adam LaRoche, L (1, 3) OBP: 0.286, SLG: 0.441 12 Tyler Moore, R (7, 3) OBP: 0.286, SLG: 0.366		X 0-0 ③ G4-3		X 0-0 ③ G3-1		X 0-0 ③ F7		X 0-0 ② G5-3		3 0 0 0 0 0 1 1 0 0 0 0 0 1						
8 Danny Espinosa, S (1, 4) OBP: 0.300, SLG: 0.257 21 David Masters, R (8, 4)			X 0-0 ② 37 SH1-4 2 1B 1B		X 0-0 ① G3		S S S 0-3 ① K	X 0-0 ③ F9		3 1 1 0 0 1 0 1 0 0 0 0 0 1						
37 Stephen Strasburg, R (1, 1) 19 Chris Snyder, R (5, PH) OBP: 0.400, SLG: 0.563 22 Drew Storen, S (6, 1) 52 Ryan Mattheus, R (7, 1) 7 Scott Hairston, R (7, PH) OBP: 0.250, SLG: 0.367 75 Michael Gonzalez, R (8, 1) 13 Jerry Blevins, L (9, 1)			X 0-0 ① SH1-4 1-2		X 0-0 ② F7		X 0-0 ② P5			0 0 0 0 0 0 0 1 0 0 0 0 0 0 0 0 0 0 0 0 0 0 0 0 0 0 0 0 1 0 0 0 0 0 0 0 0 0 0 0 0 0 0 0 0 0 0 0 0						
Inning Stats	R: 0 E: 0 K: 1 S: 6 H: 1 LOB: 1 BB: 0 P: 6	R: 0 E: 0 K: 2 S: 7 H: 0 LOB: 0 BB: 0 P: 7	R: 3 E: 0 K: 2 S: 12 H: 3 LOB: 0 BB: 0 P: 12	R: 0 E: 0 K: 2 S: 7 H: 0 LOB: 0 BB: 0 P: 7	R: 0 E: 0 K: 0 S: 3 H: 0 LOB: 0 BB: 0 P: 3	R: 2 E: 0 K: 1 S: 8 H: 3 LOB: 1 BB: 0 P: 8	R: 0 E: 0 K: 1 S: 5 H: 0 LOB: 0 BB: 0 P: 5	R: 3 E: 0 K: 1 S: 8 H: 3 LOB: 1 BB: 1 P: 12		1B: 6 2B: 2 3B: 1 HR: 1	SF: 0 SAC: 1 DP: 0 HBP: 0						

	AB	33
	R	8
	H	10
	RBI	8
	BB	1
	SO	10
	LOB	8

WP: 0 PB: 0 SB: 0 CS: 0 PA: 35

PITCHER		IP	WLS	BF	H	R	ER	SO	BB	IBB	HBP	BLK	WP	HR	S	P	ERA	WHIP
37 Max Scherzer, R ERA: 4.05	(1, 1)	5.2	L	24	7	5	5	8	0	0	0	0	0	1	42	42	7.94	1.235
39 Luke Putkonen, R ERA:	(6, 1)	1.1		4	0	0	0	1	0	0	0	0	0	0	6	6	0.00	0.000
65 Blaine Hardy, L ERA: 2.61	(8, 1)	0.1		5	3	3	3	1	1	0	0	0	0	0	6	10	81.00	12.000
79 Zac Reininger, R ERA:	(8, 1)	0.2		2	0	0	0	0	0	0	0	0	0	0	2	2	0.00	0.000

PITCHER	IP	WLS	BF	H	R	ER	SO	BB	IBB	HBP	BLK	WP	HR	S	P	ERA	WHIP

Batter	1	2	3	4	5	6	7	8	9	AB	R	H	RBI	BB	SO	LOB
26 Jeff Kobernus, R (1, 8) OBP: 0.303, SLG: 0.300	S S C 0-3 ① K		S S C 0-3 ③ K			x 0-0 ② P4			x 0-0 ② G6-3	4	0	0	0	0	2	1
8 Danny Espinosa, S (1, 6) OBP: 0.279, SLG: 0.237	x 0-0 ② G3-1			x 0-0 ① G6-3		x 0-0 ③ F8			x 0-0 ③ G6-3	3	0	0	0	0	0	0
6 Sean Nicol, R (6, 4)										1	0	0	0	0	0	0
7 Scott Hairston, R (1, 7) OBP: 0.257, SLG: 0.364	S S C 0-3 ③ K			x 0-0 1B			S S S 0-3 ① K			3	0	1	0	0	2	0
12 Tyler Moore, R (1, 3) OBP: 0.267, SLG: 0.341		x 0-0 ① G5-3		x 0-0 ② F8			x 0-0 ② G6-3			3	0	0	0	0	0	1
59 Jose Lobaton, S (1, 2) OBP: 0.250, SLG: 0.167		x 0-0 ② G3-1		x 0-0 ③ G3			S S C 0-3 ③ K			3	0	0	0	0	1	1
41 Sandy León, S (7, 2) OBP: 0.263, SLG: 0.353										0	0	0	0	0	0	0
1 Jamey Carroll, R (1, 4) OBP: 0.364, SLG: 0.393		S S S 0-3 ③ K			x 0-0 ① G5-3			x 0-0 8 G6-4-3 1B		3	0	1	0	0	1	0
(6, 6)																
8 Jose Lozada, S (1, 5)			x 0-0 ① G3-1		x 0-0 ② G4-3			x 0-0 ① ② G6-4-3 1-2f		3	0	0	0	0	0	1
28 Caleb Ramsey, L (1, 9) OBP: 0.500, SLG: 0.500			x 0-0 47 FC1-6 1B		S S S 0-3 ③ K			x 0-0 ③ G5-3		2	0	1	0	0	1	0
35 Craig Stammen, R (5, 1)										0	0	0	0	0	0	0
36 Tyler Clippard, R (7, 1)										0	0	0	0	0	0	0
19 Chris Snyder, R (8, PH) OBP: 0.381, SLG: 0.529										1	0	0	0	0	0	0
64 Blake Treinen, R (8, 1)										0	0	0	0	0	0	0
31 Xavier Cedeño, L (8, 1)										0	0	0	0	0	0	0
47 Gio González, R (1, 1)			x 0-0 ② FC1-6 1-2f			x 0-0 ① F8			S S S 0-3 ① K	1	0	0	0	0	0	1
25 Will Piwnica-Worms, R (5, 9)										1	0	0	0	0	0	0
24 Isaac Ballou, L (9, PH)										1	0	0	0	0	1	0

Inning Stats																															
	R: 0	E: 0	K: 2	S: 7	H: 0	LOB: 0	BB: 0	P: 7	R: 0	E: 0	K: 1	S: 5	H: 0	LOB: 0	BB: 0	P: 5	R: 0	E: 0	K: 1	S: 6	H: 1	LOB: 1	BB: 0	P: 6	R: 0	E: 0	K: 0	S: 4	H: 1	LOB: 1	BB: 0	P: 4
	R: 0	E: 0	K: 1	S: 5	H: 0	LOB: 0	BB: 0	P: 5	R: 0	E: 0	K: 0	S: 3	H: 0	LOB: 0	BB: 0	P: 3	R: 0	E: 0	K: 2	S: 7	H: 0	LOB: 0	BB: 0	P: 7	R: 0	E: 0	K: 0	S: 3	H: 1	LOB: 0	BB: 0	P: 3
	R: 0	E: 0	K: 1	S: 5	H: 0	LOB: 0	BB: 0	P: 5																							

PITCHER		IP	WLS	BF	H	R	ER	SO	BB	IBB	HBP	BLK	WP	HR	S	P	ERA	WHIP
50 Adam Wainwright, R ERA: 2.04	(1, 1)	8.0	W	26	3	0	0	7	0	0	0	0	0	0	40	40	0.00	0.375
26 Trevor Rosenthal, R ERA: 1.5	(9, 1)	1.0	S	3	0	0	0	1	0	0	0	0	0	0	5	5	0.00	0.000

PITCHER	IP	WLS	BF	H	R	ER	SO	BB	IBB	HBP	BLK	WP	HR	S	P	ERA	WHIP

TOP

Washington Nationals @ St. Louis Cardinals

Roger Dean Stadium, Jupiter, FL

Fri Mar 21 2014, 1:07 PM - 3:17 PM EDT

Att. 7,571 - Overcast - 79 F

livebaseballscorecards.com

AB	29
R	0
H	3
RBI	0
BB	0
SO	8
LOB	5

1B:	3	2B:	0	3B:	0	HR:	0	SF:	0	SAC:	0	DP:	1	HBP:	0	WP:	0	PB:	0	SB:	0	CS:	0	PA:	29						

BOTTOM

Washington Nationals @ St. Louis Cardinals
Roger Dean Stadium, Jupiter, FL
Fri Mar 21 2014, 1:07 PM - 3:17 PM EDT
Att. 7,571 - Overcast - 79 F

livebaseballscorecards.com

Batter	1	2	3	4	5	6	7	8	9	AB	R	H	RBI	BB	SO	LOB
43 Shane Robinson, R (1, 8) OBP: 0.273, SLG: 0.281	E8 4 S 4 G4-3		G5-3		P4		F9			4	1	0	0	0	0	0
4 Yadier Molina, R (1, 2) OBP: 0.342, SLG: 0.324	G4-3 2-H		7 2B 21 SF8 BB		F9			G5-3		3	1	0	1	1	0	0
7 Matt Holliday, R (1, 7) OBP: 0.389, SLG: 0.452 88 Randal Grichuk, R (6, 7) OBP: 0.351, SLG: 0.500	F8		1-3 2B		BB			S S C K		2 1	0 0	1 0	0 0	1 0	0 1	0 0
21 Allen Craig, R (1, 9) OBP: 0.308, SLG: 0.378 91 Stephen Piscotty, R (6, 9) OBP: 0.444, SLG: 0.586	F9		SF8 3-H		F8			G5-3		2 1	0 0	0 0	1 0	0 0	0 0	1 0
Matt Adams, L (1, 3) OBP: 0.300, SLG: 0.462 Xavier Scruggs, R (7, 3) OBP: 0.441, SLG: 0.480		G4-3	F7			G4-3				3 0	0 0	0 0	0 0	0 0	0 0	1 0
16 Kolten Wong, L (1, 4) OBP: 0.432, SLG: 0.700		G6-3				G5-3				3	0	1	0	0	0	0
38 Pete Kozma, R (1, 5) OBP: 0.258, SLG: 0.276 (6, 6)		1B BB		F9-5 2-3		F9				2	0	0	0	1	0	1
Aledmys Díaz, R (1, 6) OBP: 1.000, SLG: 1.000 33 Daniel Descalso, L (6, 5) OBP: 0.412, SLG: 0.419		1-2 1B		1B			G3			2 1	0 0	2 0	0 0	0 0	0 0	0 0
50 Adam Wainwright, R (1, 1) 26 Trevor Rosenthal, R (9, 1)		G4-3		G4-3			G5-3			3 0	0 0	0 0	0 0	0 0	0 0	3 0
Inning Stats	R: 1 E: 1 K: 0 S: 4 H: 0 LOB: 0 BB: 0 P: 5	R: 0 E: 0 K: 0 S: 4 H: 1 LOB: 2 BB: 1 P: 8	R: 1 E: 0 K: 0 S: 4 H: 1 LOB: 1 BB: 1 P: 8	R: 0 E: 0 K: 0 S: 4 H: 2 LOB: 1 BB: 0 P: 4	R: 0 E: 0 K: 0 S: 3 H: 0 LOB: 1 BB: 1 P: 7	R: 0 E: 0 K: 0 S: 3 H: 0 LOB: 0 BB: 0 P: 3	R: 0 E: 0 K: 0 S: 3 H: 0 LOB: 0 BB: 0 P: 3	R: 0 E: 0 K: 1 S: 5 H: 0 LOB: 0 BB: 0 P: 5		1B: 2 2B: 3 3B: 0 HR: 0 SF: 1 SAC: 0 DP: 1 HBP: 0						

	AB	27
	R	2
	H	4
	RBI	2
	BB	3
	SO	1
	LOB	6

WP: 0 PB: 0 SB: 1 CS: 0 PA: 31

PITCHER		IP	WLS	BF	H	R	ER	SO	BB	IBB	HBP	BLK	WP	HR	S	P	ERA	WHIP
47 Gio González, L ERA: 2.7	(1, 1)	4.2	L	21	4	2	1	0	3	0	0	0	0	0	18	31	1.93	1.500
35 Craig Stammen, R ERA: 4.32	(5, 1)	1.1		4	0	0	0	0	0	0	0	0	0	0	4	4	0.00	0.000
36 Tyler Clippard, R ERA: 1.29	(7, 1)	1.0		3	0	0	0	0	0	0	0	0	0	0	3	3	0.00	0.000
64 Blake Treinen, R ERA: 4.66	(8, 1)	0.2		2	0	0	0	1	0	0	0	0	0	0	4	4	0.00	0.000
31 Xavier Cedeño, L ERA: 3.86	(8, 1)	0.1		1	0	0	0	0	0	0	0	0	0	0	1	1	0.00	0.000

PITCHER	IP	WLS	BF	H	R	ER	SO	BB	IBB	HBP	BLK	WP	HR	S	P	ERA	WHIP

Batter	1	2	3	4	5	6	7	8	9	AB	R	H	RBI	BB	SO	LOB
23 Jake Marisnick, R (1, 7) OBP: 0.488, SLG: 0.590	0-0 17 FC5-4 1B		0-0 2B			0-3 K		4-0 17 2B 1-2 BB	0-0 G6-4-3 1-2f	4	1	2	0	1	1	2
17 Donovan Solano, R (1, 4) OBP: 0.378, SLG: 0.429	0-0 FC5-4 1-2f		0-0 G3			0-0 G4-3		0-0 13 SF8 1-H 2-H 2B		4	1	1	2	0	0	2
10 Jeff Baker, R (1, 3) OBP: 0.324, SLG: 0.273 Viosergy Rosa, L (8, PR) OBP: 0.333, SLG: 0.333 (8, 3)	0-0 F7			0-0 G6-3		0-0 F9		4-0 BB		3 0	0 0	0 0	0 0	1 0	0 0	1 0
13 Marcell Ozuna, R (1, 8) OBP: 0.309, SLG: 0.409	0-3 K			0-3 K			2-2 HR	0-0 SF8 3-H		3	1	1	2	0	2	1
5 Reed Johnson, R (1, 9) OBP: 0.447, SLG: 0.571		1-0 8 G6-4-3 HBP		0-3 K			0-3 K	0-0 P4		3	0	0	0	0	2	1
8 Ty Wigginton, R (1, 5) OBP: 0.257, SLG: 0.194		0-0 G6-4-3 1-2f			0-0 P5		0-0 F9		0-0 54 1B 54 PB 1B	4	1	1	0	0	0	1
6 Jeff Mathis, R (1, 2) OBP: 0.231, SLG: 0.250 53 Kyle Skipworth, L (9, 2)		0-3 K			0-0 P3		0-3 K		0-3 K	4 0	0 0	0 0	0 0	0 0	3 0	1 0
54 Juan Diaz, L (1, 6) OBP: 0.474, SLG: 0.471			0-3 K		0-0 1B			0-0 G3	1-0 1B 1-3 1B	4	0	2	0	0	1	0
37 Henderson Alvarez III, R (1, 1) 30 Brady Shoemaker, R (5, PH) 45 Kevin Slowey, R (5, 1) 50 Matt Angle, L (8, PH) OBP: 0.375, SLG: 0.409 26 Arquimedes Caminero, R (8, 1) Danny Black, L (9, PH) OBP: 0.429, SLG: 0.200 30 Chaz Roe, R (9, 1)			0-0 F8		0-3 K			0-0 23 BB 17 2B 1B	0-0 23 G6-4-3 1-2 3-H 1B	1 1 0 1 0 1 0	0 0 0 1 0 0 0	0 0 0 1 0 0 0	0 0 0 0 0 0 0	0 1 0 0 0 0 0	0 0 0 0 0 0 0	0 1 0 0 0 0 0
Inning Stats	R: 0 E: 0 K: 1 S: 6 H: 1 LOB: 1 BB: 0 P: 6	R: 0 E: 0 K: 1 S: 4 H: 0 LOB: 0 BB: 0 P: 5	R: 0 E: 0 K: 1 S: 6 H: 1 LOB: 1 BB: 0 P: 6	R: 0 E: 0 K: 2 S: 7 H: 0 LOB: 0 BB: 0 P: 7	R: 0 E: 0 K: 1 S: 6 H: 1 LOB: 1 BB: 0 P: 6	R: 0 E: 0 K: 1 S: 5 H: 0 LOB: 0 BB: 0 P: 5	R: 1 E: 0 K: 2 S: 10 H: 1 LOB: 0 BB: 0 P: 12	R: 3 E: 0 K: 0 S: 5 H: 2 LOB: 1 BB: 2 P: 13	R: 1 E: 0 K: 1 S: 7 H: 3 LOB: 1 BB: 0 P: 8	1B: 6 2B: 2 3B: 0 HR: 1	SF: 1 SAC: 0 DP: 2 HBP: 1				WP: 0 PB: 1 SB: 0 CS: 0	PA: 37	

PITCHER		IP	WLS	BF	H	R	ER	SO	BB	IBB	HBP	BLK	WP	HR	S	P	ERA	WHIP
58 Doug Fister, R ERA: 1.59	(1, 1)	3.2		13	2	0	0	4	0	0	1	0	0	0	20	21	0.00	0.545
55 Chris Young, R ERA: 3.48	(4, 1)	2.1	H	8	1	0	0	3	0	0	0	0	0	0	14	14	0.00	0.429
29 Rafael Soriano, R ERA: 17.36	(7, 1)	1.0	H	4	1	1	1	2	0	0	0	0	0	1	10	12	9.00	1.000
48 Ross Detwiler, L ERA: 8.0	(8, 1)	1.0	B	7	2	3	3	0	2	0	0	0	0	0	5	13	27.00	4.000
75 Michael Gonzalez, L ERA: 9.0	(9, 1)	1.0	W	5	3	1	1	1	0	0	0	0	0	0	7	8	9.00	3.000

PITCHER	IP	WLS	BF	H	R	ER	SO	BB	IBB	HBP	BLK	WP	HR	S	P	ERA	WHIP

TOP

Miami Marlins @ Washington Nationals

Space Coast Stadium, Viera, FL

Sat Mar 22 2014, 1:07 PM - 3:41 PM EDT

Att. 5,834 - Partly Cloudy - 80 F

livebaseballscorecards.com

AB	33
R	5
H	9
RBI	5
BB	2
SO	10
LOB	10

MIAMI

BOTTOM

Miami Marlins @ Washington Nationals

Space Coast Stadium, Viera, FL

Sat Mar 22 2014, 1:07 PM - 3:41 PM EDT

Att. 5,834 - Partly Cloudy - 80 F

livebaseballscorecards.com

Batter	1	2	3	4	5	6	7	8	9	AB	R	H	RBI	BB	SO	LOB
2 Denard Span, L (1, 8) OBP: 0.317, SLG: 0.439	C C C 0-3 ① K		x 0-0 28 PB 20 1B 28 SF 1B		x 0-0 ① G6-3		x 0-0 ② P4			4	1	1	0	0	1	0
20 Ian Desmond, R (1, 6) OBP: 0.265, SLG: 0.576	S S S 0-3 ② K		x 0-0 28 SF 28 PB 1-2 1B		S S S 0-3 ② K		x 0-0 ③ P1			4	0	1	0	0	2	0
28 Jayson Werth, R (1, 9) OBP: 0.333, SLG: 0.333 15 Nate McLouth, L (9, 9) OBP: 0.258, SLG: 0.333	x 0-0 ③ F9		B x 1-0 SF 11 G6-3 1-3 2-H		x 0-0 ③ F8			x 0-0 ① F8		3 0	0 0	0 0	1 0	0 0	0 0	0 0
11 Ryan Zimmerman, R (1, 5) OBP: 0.286, SLG: 0.485 26 Jeff Kobernus, R (8, PR) OBP: 0.303, SLG: 0.300 (9, 7)		C C C 0-3 ① K	x 0-0 ②③ G6-3 1-2f			x 0-0 ① F9		B B B B 4-0 34 WP 40 2B BB		3 0	0 1	0 0	0 0	1 0	1 0	2 0
34 Bryce Harper, L (1, 7) OBP: 0.308, SLG: 0.324 19 Chris Snyder, R (9, 2) OBP: 0.381, SLG: 0.529		x 0-0 ② G6-3		x 0-0 40 WP 40 SF9 2B		x 0-0 25 CS 1B		B S S S S 1-3 ② K 1-2		4 0	1 0	2 0	0 0	0 0	1 0	1 0
40 Wilson Ramos, R (1, 2) OBP: 0.371, SLG: 0.559 75 Michael Gonzalez, R (9, 1)		x 0-0 25 2B 1B		B x 1-0 ① SF9 2-H		x 0-0 ② F9		x 0-0 2-H 2B		3 0	0 0	2 0	2 0	0 0	0 0	1 0
25 Adam LaRoche, L (1, 3) OBP: 0.333, SLG: 0.568		x 0-0 1-3 2B		B B B B 4-0 BB		B 1 SAFE 1-0 ③ CS 1-2	B S S S x 1-2 HR	x 0-0 ③ G4-3		3	1	2	1	1	0	2
8 Danny Espinosa, S (1, 4) OBP: 0.298, SLG: 0.405		x 0-0 ③ F7		x 0-0 ② F7			S x 0-1 HR		S x 0-1 HR	4	2	2	2	0	0	3
58 Doug Fister, L (1, 1) 55 Chris Young, R (4, 1) 29 Rafael Soriano, R (7, 1) 59 Jose Lobaton, S (7, PH) OBP: 0.241, SLG: 0.160 48 Ross Detwiler, R (8, 1) 1 Jamey Carroll, R (9, 5) OBP: 0.364, SLG: 0.393			C C C 0-3 ① K	x 0-0 ③ G5-3			C C C 0-3 ① K			1 1 0 1 0 0 0	0 0 0 0 0 0 0	0 0 0 0 0 0 0	0 0 0 0 0 0 0	0 0 0 0 1 0 0	1 0 0 0 0 0 0	0 1 0 0 0 0 0
Inning Stats	R: 0 E: 0 K: 2 S: 7 H: 0 LOB: 0 BB: 0 P: 7	R: 0 E: 0 K: 1 S: 7 H: 2 LOB: 2 BB: 0 P: 7	R: 1 E: 1 K: 1 S: 7 H: 2 LOB: 1 BB: 0 P: 8	R: 1 E: 0 K: 0 S: 4 H: 1 LOB: 1 BB: 1 P: 9	R: 0 E: 0 K: 1 S: 5 H: 0 LOB: 0 BB: 0 P: 5	R: 0 E: 0 K: 0 S: 3 H: 1 LOB: 0 BB: 0 P: 4	R: 2 E: 0 K: 1 S: 10 H: 2 LOB: 0 BB: 0 P: 11	R: 1 E: 0 K: 1 S: 6 H: 1 LOB: 2 BB: 1 P: 11	R: 1 E: 0 K: 0 S: 2 H: 1 LOB: 0 BB: 0 P: 2	1B: 4 2B: 3 3B: 0 HR: 3	SF: 2 SAC: 0 DP: 1 HBP: 0			WP: 2 PB: 1 SB: 0 CS: 1		PA: 36	

	AB	31
	R	6
	H	10
	RBI	6
	BB	2
	SO	7
	LOB	10

PITCHER	IP	WLS	BF	H	R	ER	SO	BB	IBB	HBP	BLK	WP	HR	S	P	ERA	WHIP
37 Henderson Alvarez III, R (1, 1) ERA: 1.84	4.0		18	5	2	1	4	1	0	0	0	1	0	25	31	2.25	1.500
45 Kevin Slowey, R (5, 1) ERA: 2.84	3.0		11	3	2	2	2	0	0	0	0	0	2	18	20	6.00	1.000
26 Arquimedes Caminero, R (8, 1) ERA: 2.0	1.0		5	1	1	1	1	1	0	0	0	1	0	6	11	9.00	2.000
30 Chaz Roe, R (9, 1) ERA: 14.14	0.0	L	1	1	1	1	0	0	0	0	0	0	1	2	2	∞	∞

PITCHER	IP	WLS	BF	H	R	ER	SO	BB	IBB	HBP	BLK	WP	HR	S	P	ERA	WHIP

Washington Nationals @ New York Mets

Tradition Field, Port St. Lucie, FL

Sun Mar 23 2014, 1:12 PM - 4:18 PM EDT

Att. 6,234 - Cloudy - 84 F

TOP

livebaseballscorecards.com

Batter	1	2	3	4	5	6	7	8	9	AB	R	H	RBI	BB	SO	LOB
1 Jamey Carroll, R (1, 4) (7, 6) OBP: 0.324, SLG: 0.344	G4-3		K			F8		F9		4	0	0	0	0	1	1
34 Bryce Harper, L (1, 7) OBP: 0.333, SLG: 0.333 7 Scott Hairston, R (6, 7) OBP: 0.278, SLG: 0.364	11 WP 28 S 11 1B 1B		BB			G4-3			HBP	2	1	1	0	1	0	0
										0	0	0	0	0	0	0
28 Jayson Werth, R (1, 9) OBP: 0.300, SLG: 0.296 26 Jeff Kobernus, R (6, 8) OBP: 0.294, SLG: 0.290	F8 1-2		F9			F9			FC5-4 9 G6-3 1-2f	3	0	0	0	0	0	2
										1	0	0	0	0	0	1
11 Ryan Zimmerman, R (1, 5) OBP: 0.316, SLG: 0.500 9 Adrián Sanchez, R (7, 4)	2-H 1B			G6-3			25 G3-5-1 1B		G6-3 1-2	3	0	2	1	0	0	0
										1	0	0	0	0	0	1
25 Adam LaRoche, L (1, 3) OBP: 0.310, SLG: 0.525 15 Khayyan Norfork, R (7, 5)	K			K			G3-5-1 1-2f		K	3	0	0	0	0	2	2
										1	0	0	0	0	1	1
20 Ian Desmond, R (1, 6) OBP: 0.270, SLG: 0.583 22 Drew Storen, S (7, 1) 52 Ryan Mattheus, R (7, 1) 30 Aaron Barrett, R (8, 1)		F9		F8			59 CS 2B			3	0	1	0	0	0	0
										0	0	0	0	0	0	0
										0	0	0	0	0	0	0
										0	0	0	0	0	0	0
59 Jose Lobaton, S (1, 2) OBP: 0.219, SLG: 0.143		K			K		CS 2-3	F7		3	0	0	0	0	2	0
15 Nate McLouth, L (1, 8) (6, 9) OBP: 0.265, SLG: 0.333		K			G3			12 S 1B		3	0	1	0	0	1	0
57 Tanner Roark, R (1, 1) 31 Xavier Cedeño, L (6, 1) 12 Tyler Moore, R (7, 3) OBP: 0.261, SLG: 0.333			G4-3			G1-3			G5-3 1-2	2	0	0	0	0	0	0
										0	0	0	0	0	0	0
										1	0	0	0	0	0	1

Inning Stats																																		
	R: 1	H: 2		R: 0	H: 0		R: 0	H: 0		R: 0	H: 0		R: 0	H: 0		R: 0	H: 0		R: 0	H: 2		R: 0	H: 1		R: 0	H: 0		1B: 4	SF: 0		WP: 1	PA: 33	
	E: 0	LOB: 1		E: 0	LOB: 0		E: 0	LOB: 1		E: 0	LOB: 0		E: 0	LOB: 0		E: 0	LOB: 0		E: 0	LOB: 0		E: 0	LOB: 1		E: 0	LOB: 1		2B: 1	SAC: 0		PB: 0		
	K: 1	BB: 0		K: 2	BB: 0		K: 1	BB: 1		K: 1	BB: 0		K: 1	BB: 0		K: 0	BB: 0		K: 0	BB: 0		K: 0	BB: 0		K: 1	BB: 0		3B: 0	DP: 1		SB: 2		
	S: 8	P: 9		S: 7	P: 7		S: 5	P: 9		S: 5	P: 5		S: 5	P: 5		S: 3	P: 3		S: 4	P: 4		S: 5	P: 5		S: 5	P: 6		HR: 0	HBP: 1		CS: 1		

PITCHER		IP	WLS	BF	H	R	ER	SO	BB	IBB	HBP	BLK	WP	HR	S	P	ERA	WHIP
58 Jenrry Mejia, R ERA: 2.89	(1, 1)	5.0		18	2	1	1	6	1	0	0	0	1	0	30	35	1.80	0.600
32 John Lannan, L ERA: 4.38	(6, 1)	1.0		3	0	0	0	0	0	0	0	0	0	0	3	3	0.00	0.000
47 Giancarlo Alvarado, R ERA:	(7, 1)	1.0	W	3	2	0	0	0	0	0	0	0	0	0	4	4	0.00	2.000
27 Jeurys Familia, R ERA:	(8, 1)	1.0	H	4	1	0	0	0	0	0	0	0	0	0	5	5	0.00	1.000
39 Bobby Parnell, R ERA:	(9, 1)	1.0	S	4	0	0	0	1	0	0	1	0	0	0	5	6	0.00	0.000

PITCHER	IP	WLS	BF	H	R	ER	SO	BB	IBB	HBP	BLK	WP	HR	S	P	ERA	WHIP

Batter	1	2	3	4	5	6	7	8	9	AB	R	H	RBI	BB	SO	LOB
11 Rubén Tejada, R (1, 6) OBP: 0.270, SLG: 0.314	G5-3			F8		G5-3		93 G5-4-3 1B		4	0	1	0	0	0	0
28 Daniel Murphy, L (1, 4) OBP: 0.263, SLG: 0.353	F7			G4-3		G5-3		G5-4-3 1-2f		3	0	0	0	0	0	0
47 Giancarlo Alvarado, R (7, 1)										0	0	0	0	0	0	0
93 Darrell Ceciliani, L (8, 8)										1	0	0	0	0	0	1
5 David Wright, R (1, 5) OBP: 0.265, SLG: 0.267	G6-3			F7			3 HR BB			2	0	0	0	1	0	0
68 Eric Campbell, R (7, PR) OBP: 0.405, SLG: 0.579										0	1	0	0	0	0	0
(8, 5)																
3 Curtis Granderson, L (1, 9) OBP: 0.295, SLG: 0.462		K			30 WP 30 1B BB		1-H HR			2	2	1	2	1	1	0
Cory Vaughn, R (8, 9) OBP: 0.545, SLG: 0.889										0	0	0	0	0	0	0
1 Chris Young, R (1, 8) OBP: 0.388, SLG: 0.565		2B			K		F9			3	0	1	0	0	1	2
Dustin Lawley, R (8, 7) OBP: 0.250, SLG: 0.143										0	0	0	0	0	0	0
21 Lucas Duda, L (1, 3) OBP: 0.400, SLG: 0.833		K			F7		BB			2	0	0	0	1	1	1
30 Andrew Brown, R (1, 7) OBP: 0.267, SLG: 0.500			G5-3		20 WP 1-H 1B		K			3	0	1	1	0	1	1
27 Jeurys Familia, R (8, 1)										0	0	0	0	0	0	0
39 Bobby Parnell, R (9, 1)										0	0	0	0	0	0	0
20 Anthony Recker, R (1, 2) OBP: 0.378, SLG: 0.500			G4-3		K2-3 1-2		K			3	0	0	0	0	2	2
58 Jenrry Mejia, R (1, 1)			G1-3			K		K		1	0	0	0	0	0	0
32 John Lannan, L (6, 1)										0	0	0	0	0	0	0
5 Matt Reynolds, R (6, PH) OBP: 0.333, SLG: 0.333										2	0	0	0	0	2	0
(7, 4)																
Inning Stats	R: 0 E: 0 K: 0 S: 3 H: 0 LOB: 0 BB: 0 P: 3	R: 0 E: 0 K: 2 S: 7 H: 1 LOB: 0 BB: 0 P: 7	R: 0 E: 0 K: 0 S: 3 H: 0 LOB: 0 BB: 0 P: 3	R: 0 E: 0 K: 0 S: 3 H: 0 LOB: 0 BB: 0 P: 3	R: 1 E: 0 K: 2 S: 8 H: 1 LOB: 1 BB: 1 P: 14	R: 0 E: 0 K: 1 S: 5 H: 0 LOB: 0 BB: 0 P: 5	R: 2 E: 0 K: 2 S: 9 H: 1 LOB: 1 BB: 2 P: 18	R: 0 E: 0 K: 1 S: 5 H: 1 LOB: 0 BB: 0 P: 5		1B: 2 2B: 1 3B: 0 HR: 1	SF: 0 SAC: 0 DP: 1 HBP: 0						

PITCHER		IP	WLS	BF	H	R	ER	SO	BB	IBB	HBP	BLK	WP	HR	S	P	ERA	WHIP
57 Tanner Roark, R ERA: 3.29	(1, 1)	5.2		19	2	1	1	5	1	0	0	0	2	0	28	34	1.59	0.529
31 Xavier Cedeño, L ERA: 3.68	(6, 1)	0.1		1	0	0	0	0	0	0	0	0	0	0	1	1	0.00	0.000
22 Drew Storen, R ERA: 9.53	(7, 1)	0.2	L	5	1	2	2	1	2	0	0	0	0	1	6	15	27.00	4.500
52 Ryan Mattheus, R ERA:	(7, 1)	0.2		3	1	0	0	2	0	0	0	0	0	0	7	7	0.00	1.500
30 Aaron Barrett, R ERA:	(8, 1)	0.2		1	0	0	0	0	0	0	0	0	0	0	1	1	0.00	0.000

PITCHER	IP	WLS	BF	H	R	ER	SO	BB	IBB	HBP	BLK	WP	HR	S	P	ERA	WHIP

BOTTOM

Washington Nationals @ New York Mets

Tradition Field, Port St. Lucie, FL

Sun Mar 23 2014, 1:12 PM - 4:18 PM EDT

Att. 6,234 - Cloudy - 84 F

livebaseballscorecards.com

AB	26
R	3
H	4
RBI	3
BB	3
SO	8
LOB	7

WP: 2 PA: 29
PB: 0
SB: 0
CS: 0

Batter	1	2	3	4	5	6	7	8	9	AB	R	H	RBI	BB	SO	LOB
2 Denard Span, L (1, 8) OBP: 0.311, SLG: 0.422	B X 1-0 26 1B 1B	X 0-0 ③ P4			X 0-0 ② G6-3		X 0-0 ② FC6-4 26 BB 1-2f 3-H		X 0-0 26 FC6-4 1B	4	0	1	1	0	0	2
25 Will Piwnica-Worms, R (7, 7) OBP: 0.500, SLG: 0.500										1	0	1	0	0	0	0
26 Jeff Kobernus, R (1, 4) (6, 7) (7, 8) OBP: 0.308, SLG: 0.286	B 1 SAFE X 1-0 ① 15 2B 1-2 1B	X 0-0 ① G5-3			X 0-0 ③ G6-3		B B B 4-0 1-2 BB		X 0-0 ③ FC6-4 1-2f	4	1	1	0	1	0	1
15 Nate McLouth, L (1, 9) OBP: 0.316, SLG: 0.485	X 0-0 8 FC3-6 1-H 2B	B B B B 4-0 BB			B X 1-0 HR	C C C 0-3 ③				3	1	2	2	1	1	2
40 Wilson Ramos, R (1, 2) OBP: 0.385, SLG: 0.541	B B B B 4-0 8 FC3-6 BB	X 0-0 ② L9			X 0-0 8 G3-6 1B		X 0-0 ① G5-3			3	0	1	0	1	0	1
8 Danny Espinosa, S (1, 6) OBP: 0.294, SLG: 0.413	X 0-0 ② FC3-6 1-2f 2-3	X 0-0 ③ G4-3			X 0-0 ①② G3-6 1-2f		X 0-0 S SF9 2B			4	1	1	0	0	0	4
7 Scott Hairston, R (1, 7) OBP: 0.256, SLG: 0.333	X 0-0 ③ G5-3	S S S 0-3 ① K			X 0-0 ③ F7			B X 1-0 ② SF9 2-H		3	0	0	0	0	1	2
35 Craig Stammen, R (6, 1)										0	0	0	0	0	0	0
Chris Snyder, R (8, PH) OBP: 0.364, SLG: 0.529										0	0	0	1	0	0	0
48 Ross Detwiler, R (8, 1)										0	0	0	0	0	0	0
30 Aaron Barrett, R (9, 1)										0	0	0	0	0	0	0
12 Tyler Moore, R (1, 3) OBP: 0.260, SLG: 0.347		X 0-0 E6 1 G5-3		X 0-0 ② G5-3			X 0-0 8 1B 2 FC6-4 2B	S S S 0-3 ③ K		4	1	1	0	0	1	0
1 Jamey Carroll, R (1, 5) OBP: 0.293, SLG: 0.306		X 0-0 ① G5-3 1-2		X 0-0 ③ F9			X 0-0 ① L3		C C C 0-3 ① K	4	0	0	0	0	1	2
38 Taylor Jordan, R (1, 1)										2	0	0	0	0	0	1
8 Jose Lozada, S (6, 4) OBP: 0.125, SLG: 0.125		X 0-0 ② F9			X 0-0 ① G4-3		X 0-0 2 FC6-4 2-3 1B		X 0-0 ② G6-3	2	0	1	0	0	0	0
Inning Stats	R: 1 E: 0 K: 0 S: 5 H: 3 LOB: 2 BB: 1 P: 11	R: 0 E: 1 K: 0 S: 4 H: 0 LOB: 1 BB: 0 P: 4	R: 0 E: 0 K: 0 S: 3 H: 0 LOB: 1 BB: 1 P: 7	R: 0 E: 0 K: 1 S: 5 H: 0 LOB: 0 BB: 0 P: 5	R: 0 E: 0 K: 0 S: 3 H: 0 LOB: 0 BB: 0 P: 3	R: 1 E: 0 K: 0 S: 4 H: 2 LOB: 0 BB: 0 P: 5	R: 1 E: 0 K: 1 S: 7 H: 2 LOB: 2 BB: 1 P: 11	R: 1 E: 0 K: 1 S: 6 H: 1 LOB: 0 BB: 0 P: 7	R: 0 E: 0 K: 1 S: 6 H: 1 LOB: 1 BB: 0 P: 6	1B: 5 2B: 3 3B: 0 HR: 1 SF: 1 SAC: 0 DP: 1 HBP: 0						

PITCHER		IP	WLS	BF	H	R	ER	SO	BB	IBB	HBP	BLK	WP	HR	S	P	ERA	WHIP
34 Tom Koehler, R ERA: 1.5	(1, 1)	6.0	L	24	5	2	2	1	2	0	0	0	0	1	24	35	3.00	1.167
40 Mike Dunn, L ERA: 2.57	(7, 1)	1.0		6	2	1	1	1	1	0	0	0	0	0	7	11	9.00	3.000
22 Carter Capps, R ERA: 3.6	(8, 1)	1.0		4	1	1	1	1	0	0	0	0	0	0	6	7	9.00	1.000
30 Chaz Roe, R ERA: 12.38	(9, 1)	1.0		4	1	0	0	1	0	0	0	0	0	0	6	6	0.00	1.000

PITCHER	IP	WLS	BF	H	R	ER	SO	BB	IBB	HBP	BLK	WP	HR	S	P	ERA	WHIP

TOP

Washington Nationals @ Miami Marlins

Roger Dean Stadium, Jupiter, FL

Mon Mar 24 2014, 1:08 PM - 3:53 PM EDT

Att. 2,986 - Overcast - 72 F

livebaseballscorecards.com

AB	34
R	4
H	9
RBI	4
BB	3
SO	4
LOB	15

WP: 0 PA: 38
PB: 0
SB: 1
CS: 0

BOTTOM

Washington Nationals @ Miami Marlins

Roger Dean Stadium, Jupiter, FL

Mon Mar 24 2014, 1:08 PM - 3:53 PM EDT

Att. 2,986 - Overcast - 72 F

livebaseballscorecards.com

Batter	1	2	3	4	5	6	7	8	9	AB	R	H	RBI	BB	SO	LOB
23 Jake Marisnick, R (1, 7) (9, 8) OBP: 0.489, SLG: 0.605	21 G4-3 2B		F8			G6-3		8 FC6-4 1B		4	0	2	0	0	0	1
21 Christian Yelich, L (1, 8) OBP: 0.315, SLG: 0.245	G4-3 2-3		K			27 2B 1B		FC6-4 1-2f		3	1	1	0	0	1	2
8 Ty Wigginton, R (8, PH) OBP: 0.237, SLG: 0.176										1	0	0	0	0	0	1
50 Matt Angle, L (8, PR) (9, 7) OBP: 0.360, SLG: 0.391										0	0	0	0	0	0	0
27 Giancarlo Stanton, R (1, 9) OBP: 0.379, SLG: 0.686	K			G6-3		1-H 2B		G3		3	0	1	1	0	1	1
47 Brian Bogusevic, L (6, PR) (7, 9) OBP: 0.182, SLG: 0.186										1	0	0	0	0	0	1
46 Garrett Jones, L (1, 3) OBP: 0.245, SLG: 0.431	G4-3			G3		F8			G4-6-3 1B	4	0	1	0	0	0	2
39 Jarrod Saltalamacchia, S (1, 2) OBP: 0.261, SLG: 0.357		G4-3		G3-1		G3-1			G4-6-3 1-2f	3	0	0	0	0	0	1
Austin Barnes, R (8, 2) OBP: 0.412, SLG: 0.417										1	0	0	0	0	0	1
10 Jeff Baker, R (1, 4) OBP: 0.325, SLG: 0.278		G4-3			9 G6-4-3 1B		K		G6-3	3	0	1	0	0	1	0
17 Donovan Solano, R (8, 4) OBP: 0.353, SLG: 0.404										1	0	0	0	0	0	0
9 Casey McGehee, R (1, 5) OBP: 0.328, SLG: 0.314		F9			G6-4-3 1-2f		BB 86 G4-6-3			2	0	0	0	1	0	1
54 Juan Diaz, L (7, PR) (8, 6) OBP: 0.500, SLG: 0.500										0	0	0	0	0	0	0
3 Adeiny Hechavarría, R (1, 6) OBP: 0.320, SLG: 0.426			34 SH3-4 1B		BB		G4-6-3 1-2f			1	0	1	0	0	0	0
86 Austin Nola, R (5, 6) (8, 5) OBP: 0.385, SLG: 0.304										1	0	0	0	1	0	1
34 Tom Koehler, R (1, 1)			SH3-4 1-2		G1-3			G6-3		1	0	0	0	0	0	1
40 Mike Dunn, L (7, 1)										0	0	0	0	0	0	0
22 Carter Capps, R (8, 1)										0	0	0	0	0	0	0
5 Reed Johnson, R (8, PH) OBP: 0.452, SLG: 0.590										1	0	0	0	0	0	0
30 Chaz Roe, R (9, 1)										0	0	0	0	0	0	0
Inning Stats	R: 0 E: 0 K: 1 S: 6	R: 0 E: 0 K: 0 S: 3	R: 0 E: 0 K: 1 S: 6	R: 0 E: 0 K: 0 S: 3	R: 0 E: 0 K: 0 S: 3	R: 1 E: 0 K: 0 S: 5	R: 0 E: 0 K: 1 S: 4	R: 0 E: 0 K: 0 S: 4	R: 0 E: 0 K: 0 S: 3							
	H: 1 LOB: 1 BB: 0 P: 6	H: 0 LOB: 0 BB: 0 P: 3	H: 1 LOB: 1 BB: 0 P: 6	H: 0 LOB: 0 BB: 0 P: 3	H: 1 LOB: 1 BB: 1 P: 7	H: 2 LOB: 1 BB: 0 P: 5	H: 0 LOB: 1 BB: 1 P: 8	H: 1 LOB: 1 BB: 0 P: 4	H: 1 LOB: 0 BB: 0 P: 3							

AB	30
R	1
H	7
RBI	1
BB	2
SO	3
LOB	13

1B: 5 SF: 0
2B: 2 SAC: 1
3B: 0 DP: 3
HR: 0 HBP: 0

WP: 0 PA: 33
PB: 0
SB: 0
CS: 0

PITCHER		IP	WLS	BF	H	R	ER	SO	BB	IBB	HBP	BLK	WP	HR	S	P	ERA	WHIP
38 Taylor Jordan, R ERA: 3.92	(1, 1)	5.2	W	22	5	1	1	2	1	0	0	0	0	0	25	29	1.59	1.059
35 Craig Stammen, R ERA: 3.72	(6, 1)	1.1	H	4	0	0	0	1	1	0	0	0	0	0	5	9	0.00	0.750
48 Ross Detwiler, L ERA: 7.2	(8, 1)	1.0	H	4	1	0	0	0	0	0	0	0	0	0	4	4	0.00	1.000
30 Aaron Barrett, R ERA:	(9, 1)	1.0	S	3	1	0	0	0	0	0	0	0	0	0	3	3	0.00	1.000

PITCHER	IP	WLS	BF	H	R	ER	SO	BB	IBB	HBP	BLK	WP	HR	S	P	ERA	WHIP

Batter		1	2	3	4	5	6	7	8	9	AB	R	H	RBI	BB	SO	LOB
22 Eric Young Jr., S OBP: 0.347, SLG: 0.349	(1, 4)	B B B B 4-0 12 G1-6-3 BB		X 0-0 5 1B 1-H 3B		X 0-0 ③ F7			X 0-0 ① F8		2	1	1	1	1	0	0
56 Scott Rice, L	(5, 1)										0	0	0	0	0	0	0
68 Eric Campbell, R OBP: 0.409, SLG: 0.564	(6, 3)										1	0	0	0	0	0	0
27 Jeurys Familia, R	(6, 1)										0	0	0	0	0	0	0
12 Juan Lagares, R OBP: 0.333, SLG: 0.306	(1, 8)	X 0-0 ① ② G1-6-3 1-2f		S S S 0-3 ② K			X 0-0 30 1B 1B		X 0-0 ② P4		4	0	1	0	0	1	2
39 Bobby Parnell, R	(8, 1)										0	0	0	0	0	0	0
5 David Wright, R OBP: 0.256, SLG: 0.257	(1, 5)	X 0-0 ③ F8		X 0-0 3-H 1B			S S S 0-3 ① K		X 0-0 1B		2	0	1	1	0	0	0
13 Josh Satin, R OBP: 0.353, SLG: 0.386	(4, 5)										2	0	1	0	0	1	1
3 Curtis Granderson, L OBP: 0.265, SLG: 0.419	(1, 9)		X 0-0 ① G4-3	X 0-0 ③ P5			X 0-0 1-2 1B		X 0-0 ③ F8		2	0	0	0	0	0	1
30 Andrew Brown, R OBP: 0.271, SLG: 0.489	(4, 9)										2	0	1	0	0	0	1
1 Chris Young, R OBP: 0.407, SLG: 0.551	(1, 7)		X 0-0 ② F8		S S S 0-3 ① K		S S S 0-3 ② K			C C C 0-3 ① K	2	0	0	0	0	1	0
2 Anthony Seratelli, S OBP: 0.205, SLG: 0.233	(4, 7)										2	0	0	0	0	2	2
	(5, 4)																
29 Ike Davis, L OBP: 0.318, SLG: 0.650	(1, 3)		X 0-0 ③ G5-3		C C C 0-3 ② K		X 0-0 ③ G4-3			X 0-0 ② G5-3	3	0	0	0	0	1	2
Cory Vaughn, R OBP: 0.500, SLG: 0.800	(8, 7)										1	0	0	0	0	0	0
15 Travis d'Arnaud, R OBP: 0.261, SLG: 0.366	(1, 2)			B C B S X 2-2 HR	X 0-0 ③ G6-3			S S S 0-3 ① K		S S S 0-3 ③ K	2	1	1	1	0	0	0
23 Taylor Teagarden, R OBP: 0.270, SLG: 0.324	(6, 2)										2	0	0	0	0	2	0
45 Zack Wheeler, L	(1, 1)			C S S 0-3 ① K		X 0-0 ① G4-3		C C C 0-3 ② K			1	0	0	0	0	1	0
38 Vic Black, R	(3, 1)										0	0	0	0	0	0	0
93 Darrell Ceciliani, L	(5, PH)										2	0	0	0	0	1	0
	(5, 7)																
	(8, 8)																
11 Rubén Tejada, R OBP: 0.279, SLG: 0.282	(1, 6)			B B B B 4-0 22 3B BB		C C C 0-3 ② K		X 0-0 ③ F7			2	1	0	0	1	1	0
5 Matt Reynolds, R OBP: 0.333, SLG: 0.333	(7, 6)										0	0	0	0	0	0	0

TOP

New York Mets @ Washington Nationals

Space Coast Stadium, Viera, FL

Tue Mar 25 2014, 1:09 PM - 4:08 PM EDT

Att. 6,123 - Cloudy - 70 F

livebaseballscorecards.com

	AB	32
	R	3
	H	6
	RBI	3
	BB	2
	SO	11
	LOB	9

Inning Stats	1	2	3	4	5	6	7	8	9
	R: 0 H: 0 E: 0 LOB: 0 K: 0 BB: 1 S: 2 P: 6	R: 0 H: 0 E: 0 LOB: 0 K: 0 BB: 0 S: 3 P: 3	R: 3 H: 3 E: 0 LOB: 1 K: 2 BB: 1 S: 12 P: 18	R: 0 H: 0 E: 0 LOB: 0 K: 2 BB: 0 S: 7 P: 7	R: 0 H: 0 E: 0 LOB: 0 K: 1 BB: 0 S: 5 P: 5	R: 0 H: 2 E: 0 LOB: 2 K: 2 BB: 0 S: 9 P: 9	R: 0 H: 0 E: 0 LOB: 0 K: 2 BB: 0 S: 7 P: 7	R: 0 H: 1 E: 0 LOB: 1 K: 0 BB: 0 S: 4 P: 4	R: 0 H: 0 E: 0 LOB: 0 K: 2 BB: 0 S: 7 P: 7

1B: 4	SF: 0	WP: 0	PA: 34
2B: 0	SAC: 0	PB: 0	
3B: 1	DP: 1	SB: 0	
HR: 1	HBP: 0	CS: 0	

PITCHER		IP	WLS	BF	H	R	ER	SO	BB	IBB	HBP	BLK	WP	HR	S	P	ERA	WHIP
37 Stephen Strasburg, R ERA: 1.83	(1, 1)	5.2	W	23	5	3	3	7	2	0	0	0	0	1	37	47	4.76	1.235
13 Jerry Blevins, L ERA: 1.08	(6, 1)	1.1	H	4	0	0	0	2	0	0	0	0	0	0	8	8	0.00	0.000
Ryan Mattheus, R ERA:	(8, 1)	1.0	H	4	1	0	0	0	0	0	0	0	0	0	4	4	0.00	1.000
Xavier Cedeño, L ERA: 3.24	(9, 1)	1.0		3	0	0	0	2	0	0	0	0	0	0	7	7	0.00	0.000

PITCHER		IP	WLS	BF	H	R	ER	SO	BB	IBB	HBP	BLK	WP	HR	S	P	ERA	WHIP

BOTTOM

New York Mets @ Washington Nationals

Space Coast Stadium, Viera, FL

Tue Mar 25 2014, 1:09 PM - 4:08 PM EDT

Att. 6,123 - Cloudy - 70 F

livebaseballscorecards.com

Batter	1	2	3	4	5	6	7	8	9	AB	R	H	RBI	BB	SO	LOB
2 Denard Span, L (1, 8) OBP: 0.360, SLG: 0.449	0-0 11 F8 28 BB 1B		0-0 28 BB 6 1B 11 1B 1B	4-0 1-2 BB		0-0 6 L4-3 1B	0-0 ③ G4-3			4	1	3	0	1	0	1
6 Anthony Rendon, R (1, 4) OBP: 0.395, SLG: 0.459	0-0 ① F8		0-0 28 BB 11 1B 1-2 1B	0-0 ① P4		0-0 ① ② L4-3 1-1		0-0 ① G6-3		5	1	1	0	0	0	4
28 Jayson Werth, R (1, 9) OBP: 0.343, SLG: 0.276	4-0 1-2 BB		4-0 11 1B 34 HR 1-2 2-3 BB	0-0 ② P5		4-0 34 BB 11 BB BB		0-3 ② K		2	1	0	0	3	1	2
11 Ryan Zimmerman, R (1, 5) OBP: 0.349, SLG: 0.575	0-0 ② F8 2-3		0-0 34 HR 1-2 2-H 3-H 1B	0-3 ③ K		4-0 34 BB 1-2 BB		2-1 HR		4	2	2	3	1	1	4
34 Bryce Harper, L (1, 7) OBP: 0.340, SLG: 0.400	0-0 ③ F7		3-2 1-H 2-H HR		0-0 ① G4-3	4-0 1-2 2-3 BB		0-0 ③ L4		4	1	1	3	1	0	2
20 Ian Desmond, R (1, 6) OBP: 0.268, SLG: 0.550		0-0 ① F7	0-0 ② G4-3		0-0 25 S 59 1B 1B	0-3 ③ K				4	1	1	0	0	1	3
25 Adam LaRoche, L (1, 3) OBP: 0.326, SLG: 0.535		0-0 ② P5	4-0 BB		1-3 ② K 1-2		0-0 59 G4-3 2B			3	0	1	0	1	1	1
59 Jose Lobaton, S (1, 2) OBP: 0.222, SLG: 0.156		0-0 ③ L4	0-0 ③ G4-3		0-0 2-H 1B		0-0 ① G4-3 2-3			4	0	1	1	0	0	2
37 Stephen Strasburg, R (1, 1) OBP: 0.333, SLG: 0.333 13 Jerry Blevins, L (6, 1) 15 Nate McLouth, L (7, PH) OBP: 0.308, SLG: 0.471 Ryan Mattheus, R (8, 1) Xavier Cedeño, L (9, 1)			0-3 ① K	0-0 2 BB 1B	0-0 ③ G6-3		0-0 ② L3			3 0 1 0 0	0 0 0 0 0	1 0 0 0 0	0 0 0 0 0	0 0 0 0 0	1 0 0 0 0	1 0 1 0 0
Inning Stats	R: 0 E: 0 K: 0 S: 4 H: 1 LOB: 2 BB: 1 P: 8	R: 0 E: 0 K: 0 S: 3 H: 0 LOB: 0 BB: 0 P: 3	R: 5 E: 0 K: 1 S: 11 H: 4 LOB: 1 BB: 2 P: 22	R: 0 E: 0 K: 1 S: 6 H: 1 LOB: 2 BB: 1 P: 10	R: 1 E: 0 K: 1 S: 7 H: 2 LOB: 1 BB: 0 P: 8	R: 0 E: 0 K: 1 S: 5 H: 1 LOB: 3 BB: 3 P: 17	R: 0 E: 0 K: 0 S: 4 H: 1 LOB: 1 BB: 0 P: 4	R: 1 E: 0 K: 1 S: 7 H: 1 LOB: 0 BB: 0 P: 9		1B: 8 2B: 2 3B: 0 HR: 2	SF: 0 SAC: 0 DP: 1 HBP: 0			WP: 0 PB: 0 SB: 1 CS: 0	PA: 41	

	AB	34
	R	7
	H	11
	RBI	7
	BB	7
	SO	5
	LOB	21

PITCHER	IP	WLS	BF	H	R	ER	SO	BB	IBB	HBP	BLK	WP	HR	S	P	ERA	WHIP
45 Zack Wheeler, R (1, 1) ERA: 3.86	2.2	L	16	5	5	5	1	3	0	0	0	0	1	17	32	16.88	3.000
38 Vic Black, R (3, 1) ERA: 5.79	1.1		6	1	0	0	1	1	0	0	0	0	0	7	11	0.00	1.500
56 Scott Rice, L (5, 1) ERA: 4.5	1.0		6	3	1	1	1	0	0	0	0	0	0	8	9	9.00	3.000
27 Jeurys Familia, R (6, 1) ERA:	2.0		9	1	0	0	1	3	0	0	0	0	0	8	20	0.00	2.000
39 Bobby Parnell, R (8, 1) ERA: 1.5	1.0		4	1	1	1	1	0	0	0	0	0	1	7	9	9.00	1.000

PITCHER	IP	WLS	BF	H	R	ER	SO	BB	IBB	HBP	BLK	WP	HR	S	P	ERA	WHIP

Batter	1	2	3	4	5	6	7	8	9	AB	R	H	RBI	BB	SO	LOB
6 Anthony Rendon, R (1, 5) OBP: 0.391, SLG: 0.450	G6-3		1B		FC5-4 1-2f 2-3		K		G4-3	3	0	1	0	0	0	2
Jeff Kobernus, R (6, 8) OBP: 0.293, SLG: 0.270										2	0	0	0	0	1	0
15 Nate McLouth, L (1, 8) OBP: 0.295, SLG: 0.421	P6		F8		F8			BB 7 1B 13 1B 28 1B 4-0	K	4	1	0	0	1	1	3
(6, 9)																
28 Jayson Werth, R (1, 9) OBP: 0.342, SLG: 0.258	E6		F8			BB 8 G3 20 1B 4-0		1B 7 1B 28 1B 1-2 0-0	3B 0-0	2	0	0	0	1	0	1
13 Stephen Perez, S (6, 6) OBP: 0.833, SLG: 1.200										2	1	2	0	0	0	0
34 Bryce Harper, L (1, 7) OBP: 0.327, SLG: 0.381	K			G4-3		K			F9 23 BB 28 1B 1-2 2-3 0-0	2	0	0	0	0	1	1
7 Scott Hairston, R (4, 7) OBP: 0.262, SLG: 0.333								1B		3	0	1	0	0	1	2
20 Ian Desmond, R (1, 6) OBP: 0.273, SLG: 0.535		K		K		8 G3 1-2 0-0		K		3	0	1	0	0	2	0
15 Oscar Tejeda, R (6, 5)						1B				1	0	0	0	0	1	3
8 Danny Espinosa, S (1, 4) OBP: 0.273, SLG: 0.380		G4-3		K		G3 1-2 2-3 0-0		K		4	0	0	0	0	2	5
59 Jose Lobaton, S (1, 2) OBP: 0.231, SLG: 0.147		HBP 1-0			E6 6 FC5-4 47 HBP 0-0	G4-3 0-0		1B 23 BB 1-2 2-H 3-H 0-0		2	0	0	0	0	0	2
48 Ross Detwiler, R (6, 1)										0	0	0	0	0	0	0
35 Craig Stammen, R (7, 1)										0	0	0	0	0	0	0
28 Caleb Ramsey, L (8, PH) OBP: 0.600, SLG: 0.600										1	0	1	2	0	0	0
30 Aaron Barrett, R (8, 1)										0	0	0	0	0	0	0
23 Justin Bloxom, S (1, 3)		K			K		L5 0-0	BB 1-2 2-3 4-0		3	0	0	0	1	2	2
47 Gio González, R (1, 1)			G4-3		FC5-4 6 1-2 HBP		F9	F8		1	0	0	0	0	0	0
Sandy León, S (6, 2) OBP: 0.238, SLG: 0.316										2	0	0	0	0	0	3

Inning Stats										
	R: 0 E: 1 K: 1 S: 7	H: 0 LOB: 1 BB: 0 P: 7	R: 0 E: 0 K: 2 S: 8	H: 0 LOB: 1 BB: 0 P: 9	R: 0 E: 0 K: 0 S: 4	H: 1 LOB: 1 BB: 0 P: 4	R: 0 E: 0 K: 2 S: 8	H: 0 LOB: 0 BB: 0 P: 8	R: 0 E: 1 K: 1 S: 6	H: 0 LOB: 2 BB: 0 P: 7
	R: 0 E: 0 K: 1 S: 6	H: 1 LOB: 2 BB: 1 P: 10	R: 0 E: 0 K: 1 S: 5	H: 0 LOB: 0 BB: 0 P: 5	R: 2 E: 0 K: 2 S: 10	H: 3 LOB: 3 BB: 2 P: 18	R: 0 E: 0 K: 1 S: 6	H: 1 LOB: 1 BB: 0 P: 6	1B: 5 2B: 0 3B: 1 HR: 0	SF: 0 SAC: 0 DP: 0 HBP: 2

PITCHER	IP	WLS	BF	H	R	ER	SO	BB	IBB	HBP	BLK	WP	HR	S	P	ERA	WHIP
50 Adam Wainwright, R (1, 1) ERA: 1.59	5.0	W	20	1	0	0	6	0	0	2	0	0	0	33	35	0.00	0.200
53 David Aardsma, R (6, 1) ERA: 2.57	1.0	H	5	1	0	0	1	1	0	0	0	0	0	6	10	0.00	2.000
46 Kevin Siegrist, L (7, 1) ERA: 1.13	1.0	H	3	0	0	0	1	0	0	0	0	0	0	5	5	0.00	0.000
44 Carlos Martinez, R (8, 1) ERA: 2.81	0.2	H	7	3	2	2	2	2	0	0	0	0	0	9	17	27.00	7.500
41 Pat Neshek, R (8, 1) ERA: 3.24	0.1	H	1	0	0	0	0	0	0	0	0	0	0	1	1	0.00	0.000

PITCHER	IP	WLS	BF	H	R	ER	SO	BB	IBB	HBP	BLK	WP	HR	S	P	ERA	WHIP
26 Trevor Rosenthal, R (9, 1) ERA: 1.13	1.0	S	4	1	0	0	1	0	0	0	0	0	0	6	6	0.00	1.000

TOP

Washington Nationals @ St. Louis Cardinals

Roger Dean Stadium, Jupiter, FL

Wed Mar 26 2014, 1:10 PM - 3:52 PM EDT

Att. 7,010 - Partly Cloudy - 63 F

livebaseballscorecards.com

AB	35
R	2
H	6
RBI	2
BB	3
SO	11
LOB	24

WP: 0 PB: 0 SB: 0 CS: 0 PA: 40

BOTTOM

Batter	1	2	3	4	5	6	7	8	9	AB	R	H	RBI	BB	SO	LOB
13 Matt Carpenter, L (1, 5) OBP: 0.294, SLG: 0.227	L1	L5		K			F8			4	0	0	0	0	1	3
27 Jhonny Peralta, R (1, 6) OBP: 0.304, SLG: 0.587	4 PB, 21 1B, 4 1B, 1B	G6-3			F9		G5-3			4	1	1	0	0	0	1
7 Matt Holliday, R (1, 7) OBP: 0.362, SLG: 0.476 44 Carlos Martinez, R (8, 1) 41 Pat Neshek, S (8, 1) 26 Trevor Rosenthal, R (9, 1)	K	21 FC4-6, 1B			K		G5-3			4 0 0 0	0 0 0 0	1 0 0 0	0 0 0 0	0 0 0 0	2 0 0 0	2 0 0 0
21 Allen Craig, R (1, 9) OBP: 0.327, SLG: 0.370	4 PB, 4 1B, 1-2, 1B	FC4-6, 4 1B, 1-2f			BB			G3-1		3	2	1	0	1	0	1
4 Yadier Molina, R (1, 2) OBP: 0.404, SLG: 0.429 48 Tony Cruz, R (7, 2) OBP: 0.250, SLG: 0.200	FC6, 1-H, 2-H, 1B	2-H, 1B			G6-3			K		3 1	0 0	2 0	3 0	0 0	0 1	1 0
Matt Adams, L (1, 3) OBP: 0.302, SLG: 0.549	FC6, 1-2f	K				G6-3		G3-1		4	0	0	0	0	1	2
3 Mark Ellis, R (1, 4) OBP: 0.281, SLG: 0.233 46 Kevin Siegrist, L (7, 1) 43 Shane Robinson, R (8, 7) OBP: 0.310, SLG: 0.341		F8		F8		G5-3				3 0 0	0 0 0	0 0 0	0 0 0	0 0 0	0 0 0	0 0 0
19 Jon Jay, L (1, 8) OBP: 0.208, SLG: 0.196		50 SH1-4, 1B		G6-3		K				3	0	1	0	0	1	0
50 Adam Wainwright, R (1, 1) OBP: 0.250, SLG: 0.250 53 David Aardsma, R (6, 1) 33 Daniel Descalso, L (7, 4) OBP: 0.395, SLG: 0.462		SH1-4, 1-2		1B			2B			1 0 1	0 0 0	1 0 1	0 0 0	0 0 0	0 0 0	0 0 0
Inning Stats	R: 2 E: 0 K: 1 S: 11 H: 3 LOB: 1 BB: 0 P: 11	R: 0 E: 0 K: 0 S: 4 H: 1 LOB: 1 BB: 0 P: 4	R: 1 E: 1 K: 1 S: 7 H: 2 LOB: 1 BB: 0 P: 7	R: 0 E: 0 K: 1 S: 6 H: 1 LOB: 1 BB: 0 P: 6	R: 0 E: 0 K: 1 S: 5 H: 0 LOB: 1 BB: 1 P: 9	R: 0 E: 0 K: 1 S: 5 H: 0 LOB: 0 BB: 0 P: 5	R: 0 E: 0 K: 0 S: 4 H: 1 LOB: 1 BB: 0 P: 4	R: 0 E: 0 K: 1 S: 5 H: 0 LOB: 0 BB: 0 P: 5		1B: 7 2B: 1 3B: 0 HR: 0	SF: 0 SAC: 1 DP: 0 HBP: 0					

PITCHER	IP	WLS	BF	H	R	ER	SO	BB	IBB	HBP	BLK	WP	HR	S	P	ERA	WHIP
47 Gio González, L (1, 1) ERA: 2.45	5.0	L	23	7	3	1	4	1	0	0	0	0	0	33	37	1.80	1.600
48 Ross Detwiler, L (6, 1) ERA: 6.55	1.0		3	0	0	0	1	0	0	0	0	0	0	5	5	0.00	0.000
35 Craig Stammen, R (7, 1) ERA: 3.38	1.0		4	1	0	0	0	0	0	0	0	0	0	4	4	0.00	1.000
30 Aaron Barrett, R (8, 1) ERA:	1.0		3	0	0	0	1	0	0	0	0	0	0	5	5	0.00	0.000

PITCHER	IP	WLS	BF	H	R	ER	SO	BB	IBB	HBP	BLK	WP	HR	S	P	ERA	WHIP

Washington Nationals @ St. Louis Cardinals

Roger Dean Stadium, Jupiter, FL

Wed Mar 26 2014, 1:10 PM - 3:52 PM EDT
Att. 7,010 - Partly Cloudy - 63 F

livebaseballscorecards.com

AB	31
R	3
H	8
RBI	3
BB	1
SO	6
LOB	10

1B: 7 2B: 1 3B: 0 HR: 0 SF: 0 SAC: 1 DP: 0 HBP: 0

WP: 0 PB: 1 SB: 0 CS: 0 PA: 33

Washington Nationals @ New York Mets

Tradition Field, Port St. Lucie, FL

Thu Mar 27 2014, 12:12 PM - 3:14 PM EDT

Att. 6,129 - Partly Cloudy - 75 F

TOP

livebaseballscorecards.com

Batter	1	2	3	4	5	6	7	8	9	AB	R	H	RBI	BB	SO	LOB
6 Anthony Rendon, R (1, 5) OBP: 0.353, SLG: 0.400	G4-3	G6-3			F8		F7		G5-3	5	0	0	0	0	0	5
2 Denard Span, L (1, 8) OBP: 0.382, SLG: 0.463	G4-3		E3 40 G6-3 28 G6-3		28 G6-4-3 1B			19 2B 59 SF8 1B	19 WP 2-3 1B	5	1	3	0	0	0	0
28 Jayson Werth, R (1, 9) OBP: 0.317, SLG: 0.235 19 Kevin Frandsen, R (6, 4) OBP: 0.222, SLG: 0.250 (7, 3)	F9		G6-3 1-2		G6-4-3 1-2f			59 SF8 1-3 34 1B 2B	B C C C K 1-2 3-H	3	0	0	0	0	0	2
										2	1	1	0	0	1	1
40 Wilson Ramos, R (1, 2) OBP: 0.390, SLG: 0.538 59 Jose Lobaton, S (4, 2) OBP: 0.220, SLG: 0.143		8 BB 25 1B 27 1B 1B	G6-3 2-3			S S S K		SF8 2-3 3-H		2	1	1	0	0	0	1
										1	0	0	1	0	1	0
34 Bryce Harper, L (1, 7) OBP: 0.340, SLG: 0.391		C C C K	G6-3			20 CS 1B		3-H 1B		4	0	2	1	0	1	2
20 Ian Desmond, R (1, 6) OBP: 0.255, SLG: 0.500 29 Rafael Soriano, R (6, 1) 36 Tyler Clippard, R (7, 1) 7 Scott Hairston, R (8, PH) OBP: 0.256, SLG: 0.325 22 Drew Storen, S (8, 1) 13 Jerry Blevins, L (9, 1)	S S S K			F7		1 SAFE G6-3 1-2		S S S K		3	0	0	0	0	1	2
										0	0	0	0	0	0	0
										0	0	0	0	0	0	0
										1	0	0	0	0	1	1
										0	0	0	0	0	0	0
										0	0	0	0	0	0	0
25 Adam LaRoche, L (1, 3) OBP: 0.327, SLG: 0.522 6 Sean Nicol, R (7, 4)		27 1B 8 BB 1-2 1B		G5-3			G3-1	L9		3	0	1	0	0	0	0
										1	0	0	0	0	0	1
8 Danny Espinosa, S (1, 4) OBP: 0.305, SLG: 0.415 (6, 6)	B B B B 27 1B 1-2 2-3 BB						15 G1-6-3 2B		F8	3	0	2	0	1	0	0
27 Jordan Zimmermann, R (1, 1) OBP: 0.333, SLG: 0.333 15 Nate McLouth, L (6, 9) OBP: 0.304, SLG: 0.450		1-2 2-3 3-H 1B		G6-3			G1-6-3 2-3		2 1B 19 WP 2B	2	0	1	1	0	0	1
										2	1	1	0	0	0	1

	AB	37
	R	4
	H	12
	RBI	3
	BB	1
	SO	5
	LOB	17

Inning Stats										
	R: 0 E: 0 K: 0 S: 3	H: 0 LOB: 0 BB: 0 P: 3	R: 1 E: 0 K: 2 S: 10	H: 3 LOB: 3 BB: 1 P: 15	R: 0 E: 1 K: 0 S: 4	H: 0 LOB: 1 BB: 0 P: 4	R: 0 E: 0 K: 0 S: 4	H: 1 LOB: 1 BB: 0 P: 4	R: 0 E: 0 K: 0 S: 3	H: 1 LOB: 0 BB: 0 P: 3
	R: 0 E: 0 K: 1 S: 5	H: 1 LOB: 0 BB: 0 P: 5	R: 0 E: 0 K: 0 S: 4	H: 1 LOB: 1 BB: 0 P: 4	R: 2 E: 0 K: 1 S: 8	H: 3 LOB: 1 BB: 0 P: 8	R: 1 E: 0 K: 1 S: 7	H: 2 LOB: 1 BB: 0 P: 8	1B: 9 2B: 3 3B: 0 HR: 0	SF: 1 SAC: 0 DP: 1 HBP: 0
	WP: 1 PB: 0 SB: 0 CS: 1	PA: 39								

PITCHER		IP	WLS	BF	H	R	ER	SO	BB	IBB	HBP	BLK	WP	HR	S	P	ERA	WHIP
Cory Mazzoni, R ERA: 13.5	(1, 1)	1.2	L	9	3	1	1	2	1	0	0	0	0	0	12	16	5.40	2.400
32 John Lannan, L ERA: 4.91	(2, 1)	1.1		5	0	0	0	0	0	0	0	0	0	0	5	6	0.00	0.000
47 Giancarlo Alvarado, R ERA:	(4, 1)	2.0		7	2	0	0	0	0	0	0	0	0	0	7	7	0.00	1.000
56 Scott Rice, L ERA: 4.0	(6, 1)	1.0		3	1	0	0	1	0	0	0	0	0	0	5	5	0.00	1.000
27 Jeurys Familia, R ERA: 1.59	(7, 1)	1.1		8	4	2	2	0	0	0	0	0	0	0	8	8	13.50	3.000

PITCHER		IP	WLS	BF	H	R	ER	SO	BB	IBB	HBP	BLK	WP	HR	S	P	ERA	WHIP
81 Beck Wheeler, R ERA:	(8, 1)	0.2		2	0	0	0	1	0	0	0	0	0	0	4	4	0.00	0.000
44 Kyle Farnsworth, R ERA: 6.0	(9, 1)	1.0		5	2	1	1	1	0	0	0	0	1	0	7	8	9.00	2.000

BOTTOM

Washington Nationals @ New York Mets

Tradition Field, Port St. Lucie, FL

Thu Mar 27 2014, 12:12 PM - 3:14 PM EDT

Att. 6,129 - Partly Cloudy - 75 F

livebaseballscorecards.com

Batter	1	2	3	4	5	6	7	8	9	AB	R	H	RBI	BB	SO	LOB
22 Eric Young Jr., S (1, 7) (9, 6) OBP: 0.377, SLG: 0.383	5 G1-3 28 1B 1B		28 G6-3 1B			5 F8 2 E 1B		K		4	0	3	0	0	1	0
28 Daniel Murphy, L (1, 4) OBP: 0.333, SLG: 0.480	5 G1-3 1B 1-2		G6-3 1-2f			E5 3 S 1-2		2B		2	0	1	0	0	0	1
2 Anthony Seratelli, S (5, 4) (9, 7) OBP: 0.229, SLG: 0.277										2	0	1	0	0	0	1
5 David Wright, R (1, 5) OBP: 0.238, SLG: 0.237	G1-3 1-2 2-3			P3		F8 2-3		F9		3	0	0	0	0	0	4
68 Eric Campbell, R (8, 5) OBP: 0.388, SLG: 0.523										1	0	0	0	0	0	1
3 Curtis Granderson, L (1, 9) OBP: 0.250, SLG: 0.391	K			K		K 1-2			K	3	0	0	0	0	3	4
30 Andrew Brown, R (8, 9) OBP: 0.283, SLG: 0.500										1	0	0	0	0	1	0
1 Chris Young, R (1, 8) OBP: 0.386, SLG: 0.519	P3			G4-3			K		K	3	0	0	0	0	1	2
12 Juan Lagares, R (8, 8) OBP: 0.355, SLG: 0.370										1	0	0	0	0	1	0
29 Ike Davis, L (1, 3) OBP: 0.310, SLG: 0.556		15 G4-3 1B			F7		K		1B	3	0	2	0	0	0	0
81 Beck Wheeler, R (8, 1)										0	0	0	0	0	0	0
28 Phillip Evans, R (9, 4) OBP: 1.000, SLG: 1.000										1	0	1	0	0	0	0
15 Travis d'Arnaud, R (1, 2) OBP: 0.245, SLG: 0.341		G4-3 1-2f			F8		F8		K	3	0	0	0	0	0	2
23 Taylor Teagarden, R (8, 2) OBP: 0.263, SLG: 0.314										1	0	0	0	0	1	1
11 Rubén Tejada, R (1, 6) OBP: 0.261, SLG: 0.262		F8			L3		K			3	0	0	0	0	1	1
44 Kyle Farnsworth, R (9, 1)										0	0	0	0	0	0	0
Cory Mazzoni, R (1, 1)			K			G4-3		K		0	0	0	0	0	0	0
32 John Lannan, L (2, 1)										0	0	0	0	0	0	0
0 Omar Quintanilla, L (3, PH) OBP: 0.238, SLG: 0.184										1	0	0	0	0	1	0
47 Giancarlo Alvarado, R (4, 1)										0	0	0	0	0	0	0
56 Scott Rice, L (6, 1)										0	0	0	0	0	0	0
21 Lucas Duda, L (6, PH) OBP: 0.324, SLG: 0.550										1	0	0	0	0	0	0
27 Jeurys Familia, R (7, 1)										0	0	0	0	0	0	0
13 Josh Satin, R (8, 3) OBP: 0.339, SLG: 0.367										1	0	0	0	0	1	0
Inning Stats	R: 0 E: 0 K: 1 S: 7 / H: 2 LOB: 2 BB: 0 P: 7	R: 0 E: 0 K: 0 S: 3 / H: 1 LOB: 0 BB: 0 P: 3	R: 0 E: 0 K: 1 S: 5 / H: 1 LOB: 0 BB: 0 P: 5	R: 0 E: 0 K: 1 S: 5 / H: 0 LOB: 0 BB: 0 P: 5	R: 0 E: 0 K: 0 S: 3 / H: 0 LOB: 0 BB: 0 P: 3	R: 0 E: 1 K: 1 S: 7 / H: 1 LOB: 2 BB: 0 P: 7	R: 0 E: 0 K: 2 S: 8 / H: 1 LOB: 0 BB: 0 P: 8	R: 0 E: 0 K: 2 S: 8 / H: 1 LOB: 1 BB: 0 P: 8	R: 0 E: 0 K: 3 S: 10 / H: 1 LOB: 1 BB: 0 P: 10							

AB	34
R	0
H	8
RBI	0
BB	0
SO	11
LOB	17

1B: 7 SF: 0 WP: 0 PA: 34
2B: 1 SAC: 0 PB: 0
3B: 0 DP: 2 SB: 1
HR: 0 HBP: 0 CS: 0

PITCHER		IP	WLS	BF	H	R	ER	SO	BB	IBB	HBP	BLK	WP	HR	S	P	ERA	WHIP
27 Jordan Zimmermann, R ERA: 0.5	(1, 1)	5.0	W	17	4	0	0	3	0	0	0	0	0	0	23	23	0.00	0.800
29 Rafael Soriano, R ERA: 14.29	(6, 1)	1.0	H	5	1	0	0	1	0	0	0	0	0	0	7	7	0.00	1.000
36 Tyler Clippard, R ERA: 1.13	(7, 1)	1.0	H	4	1	0	0	2	0	0	0	0	0	0	8	8	0.00	1.000
22 Drew Storen, R ERA: 8.1	(8, 1)	1.0	H	4	1	0	0	2	0	0	0	0	0	0	8	8	0.00	1.000
13 Jerry Blevins, L ERA: 0.96	(9, 1)	1.0		4	1	0	0	3	0	0	0	0	0	0	10	10	0.00	1.000

PITCHER	IP	WLS	BF	H	R	ER	SO	BB	IBB	HBP	BLK	WP	HR	S	P	ERA	WHIP

Batter	1	2	3	4	5	6	7	8	9	AB R H RBI BB SO LOB
Inning Stats										1B: 0 SF: 0 2B: 0 SAC: 0 3B: 0 DP: 0 HR: 0 HBP: 0

Detroit Tigers @ Washington Nationals

Nationals Park, Washington, DC

Sat Mar 29 2014, 2:05 PM EDT

TOP

livebaseballscorecards.com

AB	0
R	0
H	0
RBI	0
BB	0
SO	0
LOB	0

WP: 0 PA: 0
PB: 0
SB: 0
CS: 0

PITCHER	IP	WLS	BF	H	R	ER	SO	BB	IBB	HBP	BLK	WP	HR	S	P	ERA	WHIP

PITCHER	IP	WLS	BF	H	R	ER	SO	BB	IBB	HBP	BLK	WP	HR	S	P	ERA	WHIP

Batter	1	2	3	4	5	6	7	8	9	AB	R	H	RBI	BB	SO	LOB
Inning Stats																

BOTTOM

Detroit Tigers @ Washington Nationals

Nationals Park, Washington, DC

Sat Mar 29 2014, 2:05 PM EDT

livebaseballscorecards.com

AB	**0**
R	**0**
H	**0**
RBI	**0**
BB	**0**
SO	**0**
LOB	**0**

1B: 0
2B: 0
3B: 0
HR: 0

SF: 0
SAC: 0
DP: 0
HBP: 0

WP: 0
PB: 0
SB: 0
CS: 0

PA: 0

PITCHER	IP	WLS	BF	H	R	ER	SO	BB	IBB	HBP	BLK	WP	HR	S	P	ERA	WHIP

PITCHER	IP	WLS	BF	H	R	ER	SO	BB	IBB	HBP	BLK	WP	HR	S	P	ERA	WHIP

Batter	1	2	3	4	5	6	7	8	9	10	AB	R	H	RBI	BB	SO	LOB
2 Denard Span, L (1, 8) OBP: 0.400, SLG: 0.500	B SI 87 C FF 86 S SI 88 F SI 88 B SI 90 F SI 90 F FF 89 X SI 89 2-2 ① P5		B KC 72 X SI 88 1-0 ① F7			C KC 72 X CH 81 0-1 ① G4-3	B SI 88 B SI 88 B SI 88 B SI 88 4-0 BB 1-2 2-3 3-H		X FF 94 0-0 2B 1-3 2-H		4	0	1	2	1	0	0
11 Ryan Zimmerman, R (1, 5) OBP: 0.200, SLG: 0.200 30 Aaron Barrett, R (9, 1) 13 Jerry Blevins, L (10, 1)	B FF 89 F SI 90 X FF 90 1-1 1B		C FF 89 C SI 89 F SL 84 X SI 90 0-2 ② P6			C SI 87 F SL 82 F SL 84 S SL 83 0-3 ② K	C FF 92 B FF 92 S FF 92 F FF 92 B FF 93 F FF 93 F FF 93 B FF 93 S FF 91 3-3 ③ K		C FF 92 C FF 93 F FF 93 F FF 92 X FF 91 0-2 ③ F8		5 0 0	0 0 0	1 0 0	0 0 0	0 0 0	2 0 0	5 0 0
28 Jayson Werth, R (1, 9) OBP: 0.200, SLG: 0.200	B SI 89 B SL 83 C SI 88 C SI 90 1 SAFE S SI 89 2-3 ② K		S SL 82 X SL 84 0-1 ③ G4-3			C FF 88 B SL 84 C SL 84 B SI 90 X SI 89 2-2 ③ G6-3		C FF 91 C FF 90 S FF 91 0-3 ① K		B SL 80 C SI 94 B FF 95 B FF 95 X FF 94 3-1 34 PB 59 1B 20 SF8 1B	5	1	1	0	0	2	1
40 Wilson Ramos, R (1, 2) 59 Jose Lobaton, S (7, 2) OBP: 0.500, SLG: 0.500	B FF 88 B SI 89 B SI 89 X SI 88 3-0 ③ G5-3			F SI 88 F SI 87 X FF 88 0-2 ① F9			C SI 88 F SI 87 B SI 88 B SL 82 C SI 89 2-3 ① K	X FF 92 0-0 ② F8		F SI 96 B FF 94 D SI 95 B SI 95 S FF 96 X FF 97 3-2 20 SF8 34 PB 6 HR 1-2 1B	3 2	0 1	0 1	0 0	0 0	1 0	1 0
34 Bryce Harper, L (1, 7) OBP: 0.400, SLG: 0.250		S KC 71 C CH 82 B SI 88 B CH 83 B CH 81 B SI 89 4-2 20 FC5-4 BB		B SI 88 X CH 81 1-0 ② F7			B CH 81 C CH 82 B FF 89 T FF 88 F SI 89 B KC 76 X SI 89 3-2 20 FC6-4 1B	C FF 93 S FF 92 C FF 92 0-3 ③ K		T FF 96 B FF 96 C SI 96 B SI 97 S SL 84 2-3 ① K2-3 1-2 2-3	4	0	1	0	1	2	2
20 Ian Desmond, R (1, 6) OBP: 0.200, SLG: 0.250		X SI 88 0-0 ① FC5-4 25 HR 1-2f		B SL 83 F SI 88 S CH 82 F CH 82 C SI 89 1-3 ③ K			F SI 88 1 SAFE X SL 81 0-1 ② FC6-4 6 2B 25 BB 1-2f		X FF 89 0-0 2 2B 8 BB 1B	D SL 83 S FF 96 B SL 82 F FF 96 F FF 97 X SL 83 2-2 ② SF8 2-3 3-H	4	3	1	1	0	1	2
25 Adam LaRoche, L (1, 3) OBP: 0.600, SLG: 1.333		1 SAFE C SI 87 X SI 87 0-1 HR 1-H			B SI 87 B KC 72 B SI 88 C SI 88 S SI 88 X SI 89 3-2 ① G6-3		B FF 88 B SI 87 C SI 87 B SI 88 B FF 88 4-1 6 2B 2 BB BB 1-2		C FF 90 1 SAFE B FF 90 B FF 91 1 SAFE S FF 90 F FF 92 B FF 88 X FF 95 3-2 ① P5	D SL 81 C SI 87 B CH 85 B SI 87 C SI 88 B SL 82 4-2 6 HR BB	3	3	1	2	2	0	1
6 Anthony Rendon, R (1, 4) OBP: 0.400, SLG: 1.200 (9, 5)		F FF 88 C SI 88 F SL 83 X SL 83 0-2 ② F8			X SI 89 0-0 ② G6-3		B SI 88 F SL 82 B SI 89 X SI 89 2-1 2 BB 1-3 2-H 2B		1 SAFE C FF 91 C FF 93 C FF 93 0-3 ② K	X FF 87 0-0 1-H 3-H HR	5	1	2	4	0	1	1
37 Stephen Strasburg, R (1, 1) 19 Kevin Frandsen, R (7, PH) 15 Nate McLouth, L (7, PH) 22 Drew Storen, S (7, 1) 36 Tyler Clippard, R (8, 1) 8 Danny Espinosa, S (9, PH) (9, 4)		C FF 89 B SI 89 C SI 90 X SL 84 1-2 ③ G1-3			C SI 89 C SI 89 F SI 90 C SI 90 0-3 ③ K		B FF 92 B FF 90 B FF 89 B FF 92 4-0 2 BB BB		F FF 92 B FS 87 F FF 93 B FF 90 F FF 94 D KC 85 F FF 94 B FF 94 4-2 2 2B 1-2 BB	X SI 88 0-0 ③ G5-3	2 0 0 0 0 1	0 0 0 0 0 0	0 0 0 0 0 0	0 0 0 0 0 1	1 0 0 0 0 0	0 0 0 0 0 0	0 0 0 0 0 0
Inning Stats	R: 0 H: 1 E: 0 LOB: 1 K: 1 BB: 0 S: 12 P: 20	R: 2 H: 1 E: 0 LOB: 0 K: 0 BB: 1 S: 12 P: 17	R: 0 H: 0 E: 0 LOB: 0 K: 0 BB: 0 S: 7 P: 8	R: 0 H: 0 E: 0 LOB: 0 K: 1 BB: 0 S: 8 P: 10	R: 0 H: 0 E: 0 LOB: 0 K: 1 BB: 0 S: 8 P: 11	R: 0 H: 0 E: 0 LOB: 0 K: 1 BB: 0 S: 9 P: 11	R: 2 H: 2 E: 0 LOB: 3 K: 2 BB: 3 S: 18 P: 40	R: 0 H: 0 E: 0 LOB: 0 K: 2 BB: 0 S: 7 P: 7	R: 1 H: 2 E: 0 LOB: 2 K: 1 BB: 1 S: 18 P: 25	R: 4 H: 3 E: 0 LOB: 0 K: 1 BB: 1 S: 16 P: 30	1B: 5 2B: 2 3B: 0 HR: 2	SF: 1 SAC: 0 DP: 0 HBP: 0	WP: 0 PB: 1 SB: 0 CS: 0	PA: 45			

PITCHER		IP	WLS	BF	H	R	ER	SO	BB	IBB	HBP	BLK	WP	HR	S	P	ERA	WHIP
35 Dillon Gee, R ERA: 5.4	(1, 1)	6.2		26	4	4	4	5	2	0	0	0	0	1	68	100	5.40	0.900
52 Carlos Torres, R ERA:	(7, 1)	0.0		1	0	0	0	0	1	0	0	0	0	0	0	4	∞	∞
56 Scott Rice, L ERA:	(7, 1)	0.0	B	1	0	0	0	0	1	0	0	0	0	0	0	4	∞	∞
47 Jose Valverde, R ERA:	(7, 1)	1.1		4	0	0	0	3	0	0	0	0	0	0	13	16	0.00	0.000
39 Bobby Parnell, R ERA: 9.0	(9, 1)	1.0	B	6	2	1	1	1	1	0	0	0	0	0	18	25	9.00	3.000

PITCHER		IP	WLS	BF	H	R	ER	SO	BB	IBB	HBP	BLK	WP	HR	S	P	ERA	WHIP
27 Jeurys Familia, R ERA: 27.0	(10, 1)	0.2	L	4	2	2	2	1	0	0	0	0	0	0	12	22	27.00	3.000
32 John Lannan, L ERA: 54.0	(10, 1)	0.1		3	1	2	2	0	1	0	0	0	0	1	4	8	54.00	6.000

TOP

Washington Nationals @ New York Mets

Citi Field, Flushing, NY

Mon Mar 31 2014, 1:15 PM - 5:02 PM EDT

Att. 42,442 - Partly Cloudy - 44 F

livebaseballscorecards.com

AB	38
R	9
H	9
RBI	9
BB	6
SO	10
LOB	13

BOTTOM

Batter	1	2	3	4	5	6	7	8	9	10	AB	R	H	RBI	BB	SO	LOB
22 Eric Young Jr., S (1, 4) (9, 7)	C FF 93 C FF 94 B SI 94 B FF 94 S CH 88 / 2-3 K2-3 ①	X FF 92 / 0-0 SF9 ② 3-H		C FF 92 F CU 77 S CU 77 / 0-3 K ③			F FF 92 C SL 81 T CH 87 / 0-2 K ③			B SI 89 C SL 88 S SL 84 F SL 81 S CU 74 / 1-3 K ②	4	0	0	1	0	4	0
12 Juan Lagares, R (1, 8) OBP: 0.600, SLG: 1.250	C SI 94 B CU 79 X FF 95 / 1-1 5 1B 30 HR 1B	C SL 85 F CH 85 B FF 91 C CU 75 / 1-3 K ③			F FF 92 B FF 93 B FF 92 X CH 86 / 2-1 P3 ①			S FF 93 C FF 92 X FF 93 / 0-2 HR		B SI 90 F SL 85 B CH 82 C CH 83 B SL 80 B CH 83 / 4-2 5 HR BB	4	3	2	1	1	1	1
5 David Wright, R (1, 5) OBP: 0.600, SLG: 1.200	F FF 93 1 SAFE B SL 86 B SL 85 B FF 93 X FF 94 / 3-1 30 HR 1-3 1B		C FF 92 X FF 91 / 0-1 29 BB 1B		C FF 94 B CH 87 F CU 76 S SL 87 / 1-3 K ②			C CU 76 B CH 82 B CH 82 F FF 93 B FS 82 X CH 80 / 3-2 P4 ①		C SL 84 D CU 72 C SL 82 B SI 91 X SL 82 / 2-2 1-H HR	5	2	3	2	0	1	0
3 Curtis Granderson, L (1, 9)	S FF 93 B CU 78 F FF 94 C SI 94 / 1-3 K ②		1 SAFE C FF 92 S CH 86 F CH 87 F CH 86 B FF 92 1 SAFE S CH 85 / 1-3 K ①		C CU 78 S CH 86 B CH 87 F CH 87 B FF 93 X CU 78 / 2-2 G3 ③			X FF 93 / 0-0 L8 ②		C SL 85 S CU 74 F CU 73 B CU 74 C CU 73 / 1-3 K ③	5	0	0	0	0	3	3
30 Andrew Brown, R (1, 7) OBP: 0.250, SLG: 1.000 39 Bobby Parnell, R (9, 1) 27 Jeurys Familia, R (10, 1) 20 Anthony Recker, R (10, 2)	B SL 86 F FF 94 1 SAFE S FF 94 D CU 80 X FF 94 / 2-2 1-H 3-H HR		F FF 93 S SL 85 S SL 86 / 0-3 K ②			B SI 91 B FF 92 B FF 92 C FF 92 F FF 92 F FF 94 F CH 86 X FF 93 / 3-2 F8 ①		C CU 76 S FF 92 B FS 83 C FF 91 / 1-3 K ③			4 0 0 0	1 0 0 0	1 0 0 0	3 0 0 0	0 0 0 0	2 0 0 0	1 0 0 0
29 Ike Davis, L (1, 3) 0 Omar Quintanilla, L (9, 4)	F FF 93 B FF 94 B CH 88 X SI 93 / 2-1 G4-3 ③		B CU 77 B CH 86 F CH 86 1 SAFE B FF 93 B SI 92 / 4-1 1-2 BB			B CH 85 F CH 86 C FF 92 B CU 77 B FF 94 X CU 78 / 3-2 G3 ②			F FF 94 B SI 94 B SI 94 F SI 94 S SL 85 / 2-3 K2-3 ①		2 1	0 0	0 0	0 0	1 0	0 0	0 1	0 0
15 Travis d'Arnaud, R (1, 2) 32 John Lannan, L (10, 1)		B FF 92 B FF 93 B FF 93 C FF 92 B FF 92 / 4-1 35 SH5-4 11 1B 22 SF9 BB	B SL 83 F FF 93 B SL 84 F FF 92 S CU 76 / 2-3 K ③			B FF 94 S SL 87 C FF 92 S CU 77 / 1-3 K ③			B FF 94 X FF 94 / 1-0 F9 ②		3 0	1 0	0 0	0 0	1 0	2 0	2 0
11 Rubén Tejada, R (1, 6) OBP: 0.250, SLG: 0.250		B FF 91 X FF 91 / 1-0 35 SH5-4 1-2 1B		B SI 92 X FF 92 / 1-0 F9 ①			C FF 92 C SL 81 B SL 82 C FF 93 / 1-3 K ①		F SI 94 B SL 86 C SI 92 S SL 85 / 1-3 K ③		4	0	1	0	0	2	0
35 Dillon Gee, R (1, 1) 52 Carlos Torres, R (7, 1) 56 Scott Rice, L (7, 1) 47 Jose Valverde, R (7, 1) 21 Lucas Duda, L (7, 3)		C SI 91 X CH 90 / 0-1 SH5-4 ① 1-2 2-3		F CH 90 C FF 91 B SL 87 S FF 92 / 1-3 K ②			F SI 92 B CH 85 B SL 80 X FF 92 / 2-1 P5 ②			C SI 89 B CU 73 C SL 85 S CU 73 / 1-3 K ①	1 0 0 0 2	0 0 0 0 0	0 0 0 0 0	0 0 0 0 1	0 0 0 0 0	1 0 0 0 1	0 0 0 0 0
Inning Stats	R: 3 E: 0 K: 2 S: 15 / H: 3 LOB: 0 BB: 0 P: 26	R: 1 E: 0 K: 1 S: 8 / H: 1 LOB: 1 BB: 1 P: 14	R: 0 E: 0 K: 3 S: 14 / H: 1 LOB: 2 BB: 1 P: 21	R: 0 E: 0 K: 2 S: 7 / H: 0 LOB: 0 BB: 0 P: 9	R: 0 E: 0 K: 1 S: 9 / H: 0 LOB: 0 BB: 0 P: 14	R: 0 E: 0 K: 1 S: 11 / H: 0 LOB: 0 BB: 0 P: 18	R: 0 E: 0 K: 2 S: 8 / H: 0 LOB: 0 BB: 0 P: 11	R: 1 E: 0 K: 1 S: 10 / H: 1 LOB: 0 BB: 0 P: 14	R: 0 E: 0 K: 2 S: 7 / H: 0 LOB: 0 BB: 0 P: 11	R: 2 E: 0 K: 3 S: 16 / H: 1 LOB: 0 BB: 1 P: 25	1B: 4 2B: 0 3B: 0 HR: 3	SF: 1 SAC: 1 DP: 0 HBP: 0					

PITCHER		IP	WLS	BF	H	R	ER	SO	BB	IBB	HBP	BLK	WP	HR	S	P	ERA	WHIP
37 Stephen Strasburg, R (1, 1) ERA: 6.0		6.0		25	5	4	4	10	2	0	0	0	0	1	64	102	6.00	1.167
22 Drew Storen, R (7, 1) ERA:		1.0		3	0	0	0	2	0	0	0	0	0	0	8	11	0.00	0.000
36 Tyler Clippard, R (8, 1) ERA: 9.0		1.0		4	1	1	1	1	0	0	0	0	0	1	10	14	9.00	1.000
30 Aaron Barrett, R (9, 1) ERA:		1.0	W	3	0	0	0	2	0	0	0	0	0	0	7	11	0.00	0.000
13 Jerry Blevins, L (10, 1) ERA: 18.0		1.0		5	1	2	2	3	1	0	0	0	0	1	16	25	18.00	2.000

PITCHER IP WLS BF H R ER SO BB IBB HBP BLK WP HR S P ERA WHIP

Washington Nationals @ New York Mets

Citi Field, Flushing, NY

Mon Mar 31 2014, 1:15 PM - 5:02 PM EDT

Att. 42,442 - Partly Cloudy - 44 F

livebaseballscorecards.com

AB	35
R	7
H	7
RBI	7
BB	3
SO	18
LOB	7

1B: 4	SF: 1	WP: 0	PA: 40
2B: 0	SAC: 1	PB: 0	
3B: 0	DP: 0	SB: 0	
HR: 3	HBP: 0	CS: 0	

Batter	1	2	3	4	5	6	7	8	9	AB	R	H	RBI	BB	SO	LOB
2 Denard Span, L (1, 8) OBP: 0.400, SLG: 0.778	B FF 89 C FF 88 F FF 90 F FF 92 B FF 92 C SI 90 2-3 ① K		B SL 82 B FF 90 C SI 88 F FF 92 X FF 93 2-2 ③ L8		B FF 88 F SI 88 X FF 91 1-1 ② F8		X FF 94 0-0 6 2B 28 WP 2B		B SI 90 B CH 88 F SI 90 F CH 88 B FF 91 X FF 92 3-2 6 G6-3 3B	5	2	2	0	0	1	0
6 Anthony Rendon, R (1, 4) OBP: 0.400, SLG: 0.900	B FF 90 B SI 88 X SI 88 2-0 ② P4			S FF 89 B FF 91 C SI 88 F FF 93 X SL 82 1-2 ① G4-3	C SI 88 C FF 91 X SI 90 0-2 28 1B 1B		B FF 94 S FF 93 X CH 82 1-1 28 WP 2-3 2B		B FF 94 S FF 93 F FF 93 X FF 94 1-2 ② G6-3 3-H	5	0	2	1	0	0	0
28 Jayson Werth, R (1, 9) OBP: 0.500, SLG: 0.600	C FF 91 F FF 92 B FF 93 X SI 91 1-2 1B			B FF 91 B SI 89 X SI 88 2-0 25 2B 2B	1 SAFE C SI 86 C SI 87 X SI 88 0-2 1-2 1B		F FF 94 B FF 94 D CH 82 B FF 94 C FF 94 F FF 94 S CH 85 3-3 ① K 2-3 3-H		B SL 83 B SI 91 C CH 88 X SL 81 2-1 1B	5	1	4	0	0	1	1
25 Adam LaRoche, L (1, 3) OBP: 0.400, SLG: 0.750	1 SAFE S SI 86 F FF 88 F FF 90 X CH 82 0-2 ③ L8			B FF 92 B SI 90 F SI 90 C SI 90 X FF 93 2-2 2-H 2B	B FF 91 C SI 89 C FF 91 B SI 90 F SI 88 X FF 92 2-2 ③ G4-3		C FF 93 C SI 94 X FF 94 0-2 ② G3		B CH 89 B CH 86 S CH 86 X FF 91 2-1 ③ L4	5	0	1	1	0	0	5
11 Ryan Zimmerman, R (1, 5) OBP: 0.222, SLG: 0.222		B SI 88 B FF 89 X SI 89 2-0 ① L8		C SI 90 C FF 93 B FF 93 D SL 86 X CH 83 2-2 ② G5-3		B SI 86 C SI 86 B FF 90 C SI 88 F SI 89 X SI 88 2-2 59 1B 1B	C FF 94 B FF 94 S FF 94 B FF 93 B FF 94 S CH 84 3-3 ③ K			4	0	1	0	0	1	2
34 Bryce Harper, L (1, 7) OBP: 0.222, SLG: 0.125		C FF 91 S SI 90 F FF 93 B SI 91 X FF 93 1-2 ② G6-3		F FF 92 F SI 90 B SI 89 F FF 92 S CH 83 1-3 ③ K		C SI 86 1 SAFE B SI 84 S SI 84 B SI 86 S SI 86 2-3 ① K		B FF 92 S CH 83 F FF 93 B FF 93 B CH 85 X CH 84 3-2 ① F8		4	0	0	0	0	2	2
20 Ian Desmond, R (1, 6) OBP: 0.222, SLG: 0.625		B FF 92 X SI 89 1-0 ③ L7			X FF 87 0-0 HR	C SI 86 B SI 86 1 SAFE X SI 86 1-1 ② F9		C SL 83 S SL 81 S SL 84 0-3 ② K		4	1	1	1	0	1	1
59 Jose Lobaton, S (1, 2) OBP: 0.333, SLG: 0.333			B FF 89 C SI 87 X FF 90 1-1 ① F8		F SI 87 S FF 90 B SI 88 F FF 92 X FF 92 1-2 ① L8	F CH 79 X CH 79 0-1 1-2 1B		B FF 93 X FF 93 1-0 ③ P6		4	0	1	0	0	0	0
47 Gio González, R (1, 1) OBP: 0.333, SLG: 1.333 22 Drew Storen, S (7, 1) 36 Tyler Clippard, R (8, 1) 15 Nate McLouth, L (9, PH) 35 Craig Stammen, R (9, 1)			B FF 90 C SI 87 C SI 89 C SI 90 1-3 ② K		B SI 86 C SI 86 F SI 85 B FF 91 X FF 90 2-2 HR	C SI 88 B SI 88 B SI 87 C SI 87 B FF 91 X SI 87 3-2 ③ G5-3			X CH 89 0-0 ① P5	3 0 0 1 0	1 0 0 0 0	1 0 0 0 0	1 0 0 0 0	0 0 0 0 0	1 0 0 0 0	2 0 0 0 0
Inning Stats	R: 0 E: 0 K: 1 S: 12 H: 1 LOB: 1 BB: 0 P: 17	R: 0 E: 0 K: 0 S: 6 H: 0 LOB: 0 BB: 0 P: 10	R: 0 E: 0 K: 1 S: 8 H: 0 LOB: 0 BB: 0 P: 12	R: 1 E: 0 K: 1 S: 15 H: 2 LOB: 1 BB: 0 P: 23	R: 2 E: 0 K: 0 S: 20 H: 4 LOB: 2 BB: 0 P: 26	R: 0 E: 0 K: 1 S: 14 H: 2 LOB: 2 BB: 0 P: 22	R: 1 E: 0 K: 2 S: 13 H: 2 LOB: 1 BB: 0 P: 20	R: 0 E: 0 K: 1 S: 7 H: 0 LOB: 0 BB: 0 P: 11	R: 1 E: 0 K: 0 S: 11 H: 2 LOB: 1 BB: 0 P: 19	1B: 6 2B: 4 3B: 1 HR: 2 SF: 0 SAC: 0 DP: 0 HBP: 0						

PITCHER	IP	WLS	BF	H	R	ER	SO	BB	IBB	HBP	BLK	WP	HR	S	P	ERA	WHIP
40 Bartolo Colon, R (1, 1) ERA: 4.5	6.0	L	27	9	3	3	4	0	0	0	0	0	2	75	110	4.50	1.500
71 Gonzalez Germen, R (7, 1) ERA: 4.5	2.0		8	2	1	1	3	0	0	0	0	1	0	20	31	4.50	1.000
44 Kyle Farnsworth, R (9, 1) ERA: 9.0	1.0		5	2	1	1	0	0	0	0	0	0	0	11	19	9.00	2.000

PITCHER	IP	WLS	BF	H	R	ER	SO	BB	IBB	HBP	BLK	WP	HR	S	P	ERA	WHIP

TOP

Washington Nationals @ New York Mets

Citi Field, Flushing, NY

Wed Apr 02 2014, 7:13 PM - 10:11 PM EDT

Att. 29,146 - Partly Cloudy - 51 F

livebaseballscorecards.com

AB	40
R	5
H	13
RBI	4
BB	0
SO	7
LOB	13

WP: 1 PB: 0 SB: 0 CS: 0 PA: 40

Batter	1	2	3	4	5	6	7	8	9	AB	R	H	RBI	BB	SO	LOB
12 Juan Lagares, R (1, 8) OBP: 0.556, SLG: 1.250	C SI 91 B SI 94 F SI 93 B CU 80 F CU 81 F FF 95 B CU 81 X SI 94 3-2 5 SF9 3B		C CH 84 S CH 85 X CH 83 0-2 E5		B FF 93 C SI 92 F FF 92 B CU 79 B FF 94 X CH 84 3-2 ③ 1-H 2B			C FF 93 F CU 78 C FS 82 0-3 ② K		4	1	2	0	0	1	1
4 Wilmer Flores, R (1, 4)	B SI 93 B CH 84 X FF 92 2-0 ① P6		B SI 93 B CH 83 1 SAFE C FF 92 X SI 93 2-1 ③ G4-3			C CH 82 B FF 93 S CH 82 F FF 93 F CU 81 S CU 80 1-3 ① K		B FF 93 D CH 81 C FF 93 B CH 82 C FF 92 S FF 93 3-3 K		4	0	0	0	0	2	3
5 David Wright, R (1, 5) OBP: 0.444, SLG: 0.857	C CU 80 X CU 79 0-1 ② SF9 3-H			B CU 79 C SI 92 B SI 93 B CH 85 F SI 93 B CU 79 4-2 30 G1-3 BB		B CH 83 B CH 85 F SI 93 X CU 77 2-1 ② G5-3			S S KC 78 S FC 84 0-3 ① K	2	0	0	1	1	1	0
3 Curtis Granderson, L (1, 9)	S SI 95 B CU 81 F FF 94 S CU 80 1-3 ③ K			C FF 93 B SI 92 S CU 79 X FF 94 1-2 ① F7		C CU 77 S CU 79 B CU 80 F FF 93 B FF 93 F CU 80 B CH 85 F CH 84 F FF 94 3-3 S FF 93 K			F SI 89 F SI 91 F FC 84 B SI 90 X FC 83 1-2 ② F8	4	0	0	0	0	2	1
1 Chris Young, R (1, 7) 30 Andrew Brown, R (2, 7) OBP: 0.125, SLG: 0.500		X 0-0 ① F9		1 SAFE 1 SAFE F SI 92 1 SAFE X CH 82 0-1 ② G1-3 1-2			C FF 93 B FF 93 B SL 82 F FF 94 S FF 94 2-3 ① K		S SI 91 B KC 77 T SI 89 F SI 90 F FC 84 S KC 79 1-3 ③ K	0 4	0 0	0 0	0 0	0 0	0 2	0 1
13 Josh Satin, R (1, 3)	C SI 92 C CH 84 B FF 92 B CU 81 S CH 84 2-3 ② K			C CU 77 B FF 93 B FF 94 B CH 85 F FF 94 C FF 94 3-3 ③ K			C FF 94 X SL 82 0-1 ② G5-3			3	0	0	0	0	2	1
15 Travis d'Arnaud, R (1, 2)	X SI 94 0-0 ③ G5-3				X SI 92 0-0 ① G4-3		B FF 93 B SL 80 F FF 94 F FF 93 F SL 82 S FF 94 2-3 ③ K			3	0	0	0	0	1	0
11 Rubén Tejada, R (1, 6) OBP: 0.429, SLG: 0.333			C SI 92 X CU 80 0-1 ① G5-3		C SI 92 C FF 94 F FF 92 B CU 80 B CU 80 B CH 84 X FF 94 3-2 12 2B 1B			B FF 93 B CH 81 B FF 93 C FF 93 B FF 91 4-1 BB		2	0	1	0	1	0	0
40 Bartolo Colon, R (1, 1) 71 Gonzalez Germen, R (7, 1) 21 Lucas Duda, L (8, PH) 44 Kyle Farnsworth, R (9, 1)			C SI 93 X SI 93 0-1 ② G4-3		L SI 92 L SI 90 B SI 92 L SI 92 1-3 ② K			B CH 82 C FF 93 C FF 94 D CH 83 F CH 82 F FF 93 S CH 82 2-3 ① K		2 0 1 0	0 0 0 0	0 0 0 0	0 0 0 0	1 0 1 0	1 0 1 0	1 0 1 0
Inning Stats	R: 1 E: 0 K: 1 S: 11 H: 1 LOB: 0 BB: 0 P: 17	R: 0 E: 0 K: 1 S: 5 H: 0 LOB: 0 BB: 0 P: 7	R: 0 E: 1 K: 0 S: 9 H: 0 LOB: 1 BB: 0 P: 11	R: 0 E: 0 K: 1 S: 10 H: 0 LOB: 1 BB: 1 P: 18	R: 0 E: 0 K: 1 S: 11 H: 2 LOB: 2 BB: 0 P: 18	R: 0 E: 0 K: 2 S: 14 H: 0 LOB: 0 BB: 0 P: 20	R: 0 E: 0 K: 2 S: 9 H: 0 LOB: 0 BB: 0 P: 13	R: 0 E: 0 K: 3 S: 12 H: 0 LOB: 1 BB: 1 P: 21	R: 0 E: 0 K: 2 S: 12 H: 0 LOB: 0 BB: 0 P: 14	1B: 1 2B: 1 3B: 1 HR: 0	SF: 1 SAC: 0 DP: 0 HBP: 0		WP: 0 PB: 0 SB: 0 CS: 0	PA: 32		

PITCHER		IP	WLS	BF	H	R	ER	SO	BB	IBB	HBP	BLK	WP	HR	S	P	ERA	WHIP
47 Gio González, L ERA: 1.5	(1, 1)	6.0	W	22	3	1	1	6	1	0	0	0	0	0	60	91	1.50	0.667
22 Drew Storen, R ERA:	(7, 1)	1.0	H	3	0	0	0	2	0	0	0	0	0	0	9	13	0.00	0.000
36 Tyler Clippard, R ERA: 4.5	(8, 1)	1.0	H	4	0	0	0	3	1	0	0	0	0	0	12	21	0.00	1.000
35 Craig Stammen, R ERA:	(9, 1)	1.0		3	0	0	0	2	0	0	0	0	0	0	12	14	0.00	0.000

PITCHER	IP	WLS	BF	H	R	ER	SO	BB	IBB	HBP	BLK	WP	HR	S	P	ERA	WHIP

BOTTOM

Washington Nationals @ New York Mets

Citi Field, Flushing, NY

Wed Apr 02 2014, 7:13 PM - 10:11 PM EDT

Att. 29,146 - Partly Cloudy - 51 F

livebaseballscorecards.com

AB	29
R	1
H	3
RBI	1
BB	2
SO	13
LOB	9

Washington Nationals @ New York Mets

Citi Field, Flushing, NY

Thu Apr 03 2014, 1:14 PM - 4:32 PM EDT

Att. 20,561 - Partly Cloudy - 58 F

TOP

livebaseballscorecards.com

Batter	1	2	3	4	5	6	7	8	9	AB	R	H	RBI	BB	SO	LOB
2 Denard Span, L (1, 8) OBP: 0.500, SLG: 0.833	B FF 95 C FF 95 B SI 96 F SI 95 F FF 97 F FF 97 B CH 90 B SI 96 4-2 BB		C CU 77 X CH 89 0-1 E4		C CH 86 X SI 92 0-1 34 F9 28 1B 2-H 1B		X SI 88 0-0 ① SH1-4 1-2	C FF 90 C FF 93 1 SAFE X FF 93 0-2 25 BB 1-3 2B		3	1	2	1	1	0	0
34 Bryce Harper, L (1, 7) OBP: 0.214, SLG: 0.154	F FF 95 B FF 94 F FF 96 B SI 95 S SI 90 2-3 ① K		F FF 94 1 SAFE B FC 90 S FF 95 1-3 ① K		C FF 93 C FF 94 D FF 94 F FC 87 X FF 93 1-2 ② F9 2-3		B SL 83 X SL 80 1-0 28 BB 25 1B 2-3 1B	C FF 92 F FC 91 F FC 90 B CH 83 F CH 85 X SI 91 1-2 ② G3		5	1	1	0	0	2	5
28 Jayson Werth, R (1, 9) OBP: 0.533, SLG: 0.538	1 SAFE X FF 97 0-0 ② P5		B FF 94 C FF 94 1 SAFE C SI 94 C FF 96 1-3 ② K		B SI 94 D CH 87 C FF 94 X FF 95 2-1 3-H 1B		D SI 94 B SI 95 B SI 95 B SI 95 4-0 25 1B 11 1B 1-2 BB	B FC 89 B FC 89 C FC 88 F FF 93 B FC 90 B FF 92 4-2 25 BB BB		3	1	1	1	2	1	2
25 Adam LaRoche, L (1, 3) OBP: 0.400, SLG: 0.583	1 SAFE 1 SAFE 1 SAFE B FF 94 B FF 95 F FF 95 F FF 95 C FC 90 2-3 ③ K		B FF 94 C SI 94 1 SAFE B FF 93 X FF 95 3-1 ③ F9		C CU 75 C CU 74 X SI 92 0-2 ③ F7		S SI 97 X SI 96 0-1 11 1B 20 E 1-3 2-H 3-H 1B	B FF 92 F FF 92 B FC 90 B FF 91 F FF 91 B FF 90 4-2 1-2 2-3 3-H BB		4	1	1	3	1	1	3
11 Ryan Zimmerman, R (1, 5) OBP: 0.429, SLG: 0.643		C FF 94 B FF 95 X FC 89 1-1 HR	B FF 93 B FF 94 C CU 76 S SI 94 X FF 95 2-2 20 G4-6-3 1B		C FF 91 B FF 91 B FC 86 F FC 87 X SI 92 2-2 20 G6-4-3 1B	B FF 96 C SI 96 D SL 83 X SI 95 2-1 20 FC5-4 1-2 3-H 1B	S FC 89 F FC 89 X FC 88 0-2 ③ F9		5	1	4	2	0	0	3
20 Ian Desmond, R (1, 6) OBP: 0.143, SLG: 0.385		C FF 95 B FF 94 S FF 95 B FF 95 S FF 96 2-3 ① K	X FF 93 0-0 ①② G4-6-3 1-2f	S FF 92 B FF 93 B SI 90 F FF 93 F FC 86 D CH 86 F FF 94 F FF 93 F FF 93 3-2 ①② F FC 86 X FC 88 G6-4-3 1-2f	S SL 84 F SL 83 X SI 95 0-2 ② FC5-4 1-2f 2-H		X FF 91 0-0 ① F7		5	0	0	0	0	1	3
8 Danny Espinosa, S (1, 4) OBP: 0.500, SLG: 0.800 48 Ross Detwiler, R (7, 1) 19 Kevin Frandsen, R (9, PH) 29 Rafael Soriano, R (9, 1)	B FF 94 B FF 95 F FF 94 B FF 95 X FF 96 3-1 41 G6-3 2B	B CU 76 F CH 87 F SI 93 D CU 77 X CH 88 2-2 ③ F8	B CU 74 C CU 74 C CU 76 B CH 88 X SI 93 2-2 2B	B SI 96 B FF 96 X SI 95 2-0 ③ G3-1	B FF 92 C FF 90 F FF 91 X FF 93 1-2 ② G4-3	4 0 2 0 0 0 1 0 0 0 0 0 0 0 1 0 0 0 0 0 0 0 0 0 0 0 0 0									
41 Sandy León, S (1, 2)	B FF 94 C FF 95 F CH 89 B FF 94 X FF 95 2-2 ② G6-3 2-3		B FF 91 C FF 93 B CH 85 B FF 93 B FF 94 4-1 57 SH3-4 2 1B BB	F FF 92 B CU 73 B CH 86 X SI 91 2-1 ③ G3	C FF 90 B FC 90 F FC 88 S CU 82 1-3 ① K	S CH 83 C FF 93 B CH 82 S CH 85 1-3 ③ K2-3				4	1	0	0	1	2	2
57 Tanner Roark, R (1, 1) 7 Scott Hairston, R (7, PH) OBP: 1.000, SLG: 1.000 6 Anthony Rendon, R (7, 4) OBP: 0.455, SLG: 0.909	B FF 94 S FF 94 F FF 96 C FF 95 1-3 ③ K		C FF 94 L FF 92 X FF 93 0-2 ① SH3-4 1-2		X SI 88 0-0 34 1B 2 SH1-4 25 1B 1B	F FF 91 B FC 91 X FC 88 1-1 2 2B 25 BB 1B				1 0 0 0 0 1 1 1 1 1 0 0 0 0 1 1 1 0 0 0 0						

Inning Stats									
	R: 0 E: 0 K: 2 S: 11	H: 0 LOB: 1 BB: 1 P: 19	R: 1 E: 0 K: 2 S: 13	H: 2 LOB: 1 BB: 0 P: 22	R: 0 E: 1 K: 2 S: 10	H: 0 LOB: 1 BB: 0 P: 15	R: 0 E: 0 K: 0 S: 7	H: 1 LOB: 0 BB: 0 P: 11	R: 2 E: 0 K: 0 S: 15	H: 2 LOB: 1 BB: 1 P: 22	R: 0 E: 0 K: 0 S: 16	H: 2 LOB: 1 BB: 0 P: 25	R: 4 E: 1 K: 0 S: 11	H: 4 LOB: 1 BB: 1 P: 20	R: 1 E: 0 K: 1 S: 20	H: 2 LOB: 3 BB: 2 P: 31	R: 0 E: 0 K: 1 S: 7	H: 0 LOB: 0 BB: 0 P: 9

1B: 9	SF: 0	WP: 0	PA: 44
2B: 3	SAC: 2	PB: 0	
3B: 0	DP: 2	SB: 0	
HR: 1	HBP: 0	CS: 0	

	AB	37
	R	8
	H	13
	RBI	7
	BB	5
	SO	8
	LOB	20

PITCHER		IP	WLS	BF	H	R	ER	SO	BB	IBB	HBP	BLK	WP	HR	S	P	ERA	WHIP
45 Zack Wheeler, R ERA: 4.5	(1, 1)	6.0	L	26	7	3	3	6	2	0	0	0	0	1	72	114	4.50	1.500
56 Scott Rice, L ERA: 54.0	(7, 1)	0.1		3	2	2	2	0	0	0	0	0	0	0	3	4	54.00	6.000
27 Jeurys Familia, R ERA: 20.25	(7, 1)	0.2		5	2	2	1	0	1	0	0	0	0	0	8	16	13.50	4.500
52 Carlos Torres, R ERA: 9.0	(8, 1)	1.0		7	2	1	1	1	2	0	0	0	0	0	20	31	9.00	4.000
71 Gonzalez Germen, R ERA: 3.0	(9, 1)	1.0		3	0	0	0	1	0	0	0	0	0	0	7	9	0.00	0.000

PITCHER	IP	WLS	BF	H	R	ER	SO	BB	IBB	HBP	BLK	WP	HR	S	P	ERA	WHIP

Washington Nationals @ New York Mets

Citi Field, Flushing, NY

Thu Apr 03 2014, 1:14 PM - 4:32 PM EDT

Att. 20,561 - Partly Cloudy - 58 F

livebaseballscorecards.com

BOTTOM

Batter	1	2	3	4	5	6	7	8	9	AB	R	H	RBI	BB	SO	LOB
22 Eric Young Jr., S (1, 7)	C SI 89 B SI 91 X SI 90 1-1 ① B3	T SI 92 X SI 91 0-1 ② F8		X CH 82 0-0 ③ G4-3			S SI 92 S SI 93 B SI 93 S FF 94 1-3 ① K		X FC 91 0-0 ③ FC3-6 1-2f	5	0	0	0	0	1	5
28 Daniel Murphy, L (1, 4) OBP: 0.500, SLG: 0.333	B SI 91 C SI 90 F CU 74 F FF 91 X SI 92 1-2 5 3 2B 1B	B SI 91 X CH 82 1-0 ③ P5			B CU 72 T SI 90 B SI 91 F CU 71 B CH 82 B SI 91 4-2 5 G6-4-3 BB		B SL 78 X SI 92 1-0 ② L8			3	1	1	0	1	0	2
5 David Wright, R (1, 5) OBP: 0.385, SLG: 0.636	C SI 91 B SI 90 1 SAFE C SL 84 F SI 91 1 SAFE X SL 84 1-2 3 2B 12 SF8 1B		B SI 90 F SI 91 X SI 91 1-1 ① F9		1 SAFE C SL 84 X SI 91 0-1 ① ② G6-4-3 1-2f		X FF 94 0-0 ③ F9			4	1	1	0	0	0	2
3 Curtis Granderson, L (1, 9) OBP: 0.154, SLG: 0.308	C CH 81 B SI 92 B CH 81 X CH 82 2-1 12 SF8 2B 1-3 2-H		B SI 92 B SI 91 X SI 92 2-0 ② F8		C CU 73 B SI 93 S SI 91 B SL 83 B SI 92 X SL 81 3-2 2B			C FF 92 B SL 76 X SI 92 1-1 ① F9		4	0	2	1	0	0	0
21 Lucas Duda, L (1, 3)	B SI 92 F CH 82 F SI 92 F SI 92 B SL 85 F CU 74 F SI 93 F SL 84 B SI 92 4-2 B SI 92 BB		X SI 91 0-0 ③ P2		B SI 92 B CH 82 S CH 82 F SI 92 S SI 91 2-3 ③ K			B SL 76 B SI 92 C SI 92 F SI 92 X SL 79 2-2 ② L4		3	0	0	0	1	1	1
12 Juan Lagares, R (1, 8) OBP: 0.462, SLG: 1.091	X SL 83 0-0 ② SF8 2-3 3-H			C SI 90 C SI 91 X SI 91 0-2 2B		B SI 90 F SI 90 S CU 72 B SL 83 C SI 91 2-3 ① K		F FF 94 B SI 93 X FF 94 1-1 ③ F9		3	0	1	1	0	1	0
15 Travis d'Arnaud, R (1, 2)	C SL 83 C SI 93 X CU 74 0-2 ③ F9			B SI 91 D SL 82 B SI 92 C SI 90 F SI 91 B SL 84 4-2 BB		F SL 82 F CU 71 B SL 83 C SI 92 1-3 ② K			B FF 89 B FC 86 F FF 87 B SL 87 C FF 90 F SL 88 F FF 88 C FC 89 3-3 ① K	3	0	0	0	1	2	2
11 Rubén Tejada, R (1, 6) OBP: 0.364, SLG: 0.300		C SI 90 B SI 90 X SL 81 1-1 45 SH1-4 1B		X SI 92 0-0 ① F9		C SI 91 F SI 91 B SI 92 B SI 93 F SI 91 S SI 92 2-3 ③ K			C FF 90 F SL 83 B SL 88 S FF 88 1-3 ② K	4	0	1	0	0	2	2
45 Zack Wheeler, L (1, 1) 56 Scott Rice, L (7, 1) 27 Jeurys Familia, R (7, 1) 13 Josh Satin, R (7, PH) 52 Carlos Torres, R (8, 1) 71 Gonzalez Germen, R (9, 1) 29 Ike Davis, L (9, PH) OBP: 0.500, SLG: 0.333		X SI 92 0-0 ① SH1-4 1-2		B SI 92 L SI 89 L SI 92 T SI 90 1-2 ② K			B FF 93 C SI 94 B CH 84 B SI 92 C SI 92 F SI 94 B SI 94 4-2 BB		C FF 91 B FF 91 F FF 92 B SL 84 B FF 91 X FF 90 3-2 22 FC3-6 1B	1 0 0 0 0 0 1	0 0 0 0 0 0 0	0 0 0 0 1 0 1	0 0 0 0 0 0 0	0 0 0 1 0 0 0	1 0 0 0 0 0 0	2 0 0 0 0 0 0

	AB	31
	R	2
	H	7
	RBI	2
	BB	4
	SO	8
	LOB	16

Inning Stats	1	2	3	4	5	6	7	8	9
	R: 2 E: 0 K: 0 S: 22	H: 3 LOB: 2 BB: 1 P: 31	R: 0 E: 0 K: 0 S: 6	H: 1 LOB: 1 BB: 0 P: 8	R: 0 E: 0 K: 0 S: 4	H: 0 LOB: 0 BB: 0 P: 7	R: 0 E: 0 K: 1 S: 10	H: 1 LOB: 2 BB: 1 P: 15	R: 0 E: 0 K: 1 S: 10	H: 1 LOB: 1 BB: 1 P: 19	R: 0 E: 0 K: 3 S: 10	H: 0 LOB: 0 BB: 0 P: 15	R: 0 E: 0 K: 1 S: 8	H: 0 LOB: 1 BB: 1 P: 14	R: 0 E: 0 K: 0 S: 7	H: 0 LOB: 0 BB: 0 P: 11	R: 0 E: 0 K: 2 S: 12	H: 1 LOB: 1 BB: 0 P: 19

1B: 4	SF: 1	WP: 0	PA: 37
2B: 3	SAC: 1	PB: 0	
3B: 0	DP: 1	SB: 0	
HR: 0	HBP: 0	CS: 0	

PITCHER		IP	WLS	BF	H	R	ER	SO	BB	IBB	HBP	BLK	WP	HR	S	P	ERA	WHIP
57 Tanner Roark, R	(1, 1)	6.0	W	26	6	2	2	5	3	0	0	0	0	0	62	95	3.00	1.500
ERA: 3.0																		
48 Ross Detwiler, L	(7, 1)	2.0		7	0	0	0	1	1	0	0	0	0	0	15	25	0.00	0.500
ERA:																		
29 Rafael Soriano, R	(9, 1)	1.0		4	1	0	0	2	0	0	0	0	0	0	12	19	0.00	1.000
ERA:																		

PITCHER	IP	WLS	BF	H	R	ER	SO	BB	IBB	HBP	BLK	WP	HR	S	P	ERA	WHIP

Batter	1	2	3	4	5	6	7	8	9	AB	R	H	RBI	BB	SO	LOB
22 Jason Heyward, L (1, 9) OBP: 0.412, SLG: 0.462	X FF 93 0-0 ① F7		C CU 78 B FF 93 F FF 94 H SL 88 2-2 2 FC6-4 HBP		1 SAFE F FF 92 F CH 86 F FF 93 B FF 93 1 SAFE B FF 93 B FF 92 B FF 93 4-2 ② 2 S 1-2 BB			S CH 82 B FF 92 B FF 93 B CH 82 B CH 82 4-1 5 1B 23 SF9 BB		1	1	0	0	2	0	0
2 B.J. Upton, R (1, 8) OBP: 0.063, SLG: 0.063	C FF 93 B FF 94 F SL 87 B FF 94 F SL 87 S FF 94 2-3 ② K		S SL 86 S FF 93 1 SAFE B FF 93 F SL 85 X FF 94 1-2 ③ FC6-4 1-2f		F SL 86 S SL 86 B SL 85 B FF 93 F SL 87 S SL 87 2-3 ③ K 1-2			1 SAFE B FF 93 1 SAFE L FF 91 L CU 76 S FF 94 1-3 ① K		4	0	0	0	0	3	3
5 Freddie Freeman, L (1, 3) OBP: 0.500, SLG: 0.846	C FF 95 B CU 78 X FF 95 1-1 ③ P6			B CU 76 B FF 93 X FF 92 2-0 1B		X SI 91 0-0 ① G4-3		B FF 93 X CH 82 1-0 1-3 1B		4	0	2	0	0	0	0
23 Chris Johnson, R (1, 5) OBP: 0.250, SLG: 0.600		C FF 93 F FF 95 X FF 94 0-2 ① G3		F SL 85 1 SAFE F FF 91 S CU 78 0-3 ① K		F FC 86 X SI 92 0-1 2B		X FF 92 0-0 ② SF9 3-H		3	0	1	1	0	1	1
8 Justin Upton, R (1, 7) OBP: 0.125, SLG: 0.067		S FF 94 B FF 93 S SL 87 B FF 94 S FF 95 2-3 ② K		S SL 86 B FF 93 S FF 93 F FF 94 F FF 93 F FF 93 B CU 78 1 SAFE T SL 85 2-2 ② K		X FC 84 0-0 ② G5-3		D CU 77 S CH 83 B FF 94 F FF 92 1 SAFE F FF 93 S FF 93 2-3 ③ K		4	0	0	0	0	3	3
26 Dan Uggla, R (1, 4) OBP: 0.200, SLG: 0.333		X FF 95 0-0 1B		C SL 86 B FF 93 B SL 86 F SL 85 B SL 86 F FF 92 C CU 78 3-3 ③ K		D KC 79 X FC 84 1-0 ③ G6-3			B SL 85 B FF 95 B FF 95 C FF 94 S SI 94 C SL 85 3-3 ① K	4	0	1	0	0	2	2
24 Evan Gattis, R (1, 2) OBP: 0.167, SLG: 0.417		S SL 87 C FF 94 D SL 86 S SL 87 1-3 ③ K			C FF 92 X FF 92 0-1 HR		C KC 79 F FC 86 S FC 87 0-3 ① K2-3		C SL 85 C SL 86 C SL 85 0-3 ② K	4	1	1	1	0	3	1
19 Andrelton Simmons, R (1, 6) OBP: 0.286, SLG: 0.250			C SL 86 B SL 86 X FF 93 1-1 ① F8		S SL 85 C SL 87 X FF 92 0-2 22 CS 1B		B SI 92 F FC 85 X SI 92 1-1 ② F8		B FF 95 B SL 85 X FF 94 2-0 ③ F8	4	0	1	0	0	0	0
57 David Hale, R (1, 1) 50 Gus Schlosser, R (6, 1) 4 Ryan Doumit, S (7, PH) 52 Jordan Walden, R (7, 1) 43 Luis Avilán, L (7, 1) 48 David Carpenter, R (8, 1) 46 Craig Kimbrel, R (9, 1)			C FF 92 S FF 93 F FF 93 S SL 86 0-3 ② K		L FF 92 L FF 92 1 SAFE L FF 92 0-3 ① K		B KC 80 X SI 91 1-0 ③ G4-3			2 0 1 0 0 0 0	0 0 0 0 0 0 0	0 0 0 0 0 0 0	0 0 0 0 0 0 0	2 0 0 0 0 0 0	1 0 0 0 0 0 0
Inning Stats	R: 0 E: 0 K: 1 S: 7 H: 0 LOB: 0 BB: 0 P: 10	R: 0 E: 0 K: 2 S: 10 H: 1 LOB: 1 BB: 0 P: 13	R: 0 E: 0 K: 1 S: 12 H: 0 LOB: 1 BB: 0 P: 16	R: 0 E: 0 K: 3 S: 14 H: 1 LOB: 1 BB: 0 P: 21	R: 1 E: 0 K: 2 S: 15 H: 2 LOB: 1 BB: 1 P: 21	R: 0 E: 0 K: 0 S: 5 H: 1 LOB: 1 BB: 0 P: 6	R: 0 E: 0 K: 1 S: 6 H: 0 LOB: 0 BB: 0 P: 8	R: 1 E: 0 K: 2 S: 10 H: 1 LOB: 1 BB: 1 P: 18	R: 0 E: 0 K: 2 S: 7 H: 0 LOB: 0 BB: 0 P: 12	1B: 4 2B: 1 3B: 0 HR: 1 SF: 1 SAC: 0 DP: 0 HBP: 1						

PITCHER		IP	WLS	BF	H	R	ER	SO	BB	IBB	HBP	BLK	WP	HR	S	P	ERA	WHIP
27 Jordan Zimmermann, R ERA: 1.8	(1, 1)	5.0		20	4	1	1	9	1	0	1	0	0	1	58	81	1.80	1.000
35 Craig Stammen, R ERA:	(6, 1)	2.0		7	1	0	0	1	0	0	0	0	0	0	11	14	0.00	0.500
36 Tyler Clippard, R ERA: 6.0	(8, 1)	1.0	L	5	1	1	1	2	1	0	0	0	0	0	10	18	9.00	2.000
30 Aaron Barrett, R ERA:	(9, 1)	1.0		3	0	0	0	2	0	0	0	0	0	0	7	12	0.00	0.000

PITCHER	IP	WLS	BF	H	R	ER	SO	BB	IBB	HBP	BLK	WP	HR	S	P	ERA	WHIP

Atlanta Braves @ Washington Nationals

Nationals Park, Washington, DC

Fri Apr 04 2014, 1:10 PM - 4:13 PM EDT

Att. 42,834 - Overcast - 55 F

TOP

livebaseballscorecards.com

AB	31
R	2
H	6
RBI	2
BB	2
SO	14
LOB	11

WP: 0	PA: 35
PB: 0	
SB: 1	
CS: 1	

BOTTOM

Batter	1	2	3	4	5	6	7	8	9	AB	R	H	RBI	BB	SO	LOB
2 Denard Span, L (1, 8) OBP: 0.389, SLG: 0.625	C FF 91 X FF 91 0-1 G4-3 ①		B SI 91 S SI 90 B SI 91 C FF 92 F SI 92 F SI 91 B CH 82 F SI 91 X SI 89 3-2 L8 ②		X SI 91 0-0 L3 ③		C SI 93 X SI 95 0-1 G3-1 ③			4	0	0	0	0	0	2
6 Anthony Rendon, R (1, 4) OBP: 0.467, SLG: 0.800	C FF 90 F FF 93 S SI 93 0-3 K ②		B CU 82 B SI 92 C SI 90 T CH 81 X SI 91 2-2 G4-3 ③			B SI 90 X SI 88 1-0 25 FC4-6 28 WP 11 SF8 1B		X SI 95 0-0 28 BB 1B		4	1	2	0	0	1	0
28 Jayson Werth, R (1, 9) OBP: 0.579, SLG: 0.533	X FF 93 0-0 1B			C SI 90 C FF 90 B CU 81 B CU 78 C CU 80 2-3 K ①		C SI 88 B SL 75 B SL 75 B SL 76 S SL 78 B SI 90 4-2 25 FC4-6 1-2 BB		B FF 94 B SI 94 B FF 95 B SI 94 4-0 1-2 BB		2	0	1	0	2	1	0
25 Adam LaRoche, L (1, 3) OBP: 0.368, SLG: 0.467	F FF 91 F SI 91 1 SAFE B FF 92 S CU 82 1-3 K ③			B SI 90 B SI 90 C FF 91 B CH 82 F SI 90 D CH 83 4-2 11 2B BB		B SI 90 C SI 89 X SI 91 1-1 FC4-6 ① 1-2f 2-3		B FF 94 B FF 93 C FF 94 C SI 96 F SI 96 S FF 96 2-3 K ①		3	0	0	0	1	2	5
11 Ryan Zimmerman, R (1, 5) OBP: 0.389, SLG: 0.647		C FF 92 X FF 90 0-1 G5-3 ①		C CU 80 S SI 91 B SI 91 X CU 80 1-2 1-H 2B ②		B SL 76 C SI 89 F SI 90 F SI 89 X SI 90 1-2 SF8 ② 3-H		C SL 83 F FF 95 T FF 96 0-2 K ②		3	0	1	1	0	1	2
34 Bryce Harper, L (1, 7) OBP: 0.222, SLG: 0.176		X FF 92 0-0 20 CS 1B		D CH 83 B SI 90 S CH 81 C SI 90 S CU 82 2-3 K ③		B SI 91 C CH 80 1 SAFE T SI 89 X SI 90 1-2 G5-3 ③		B FF 96 C FF 95 F FF 96 D SL 84 B SI 95 C FF 96 3-3 K ③		4	0	1	0	0	2	4
20 Ian Desmond, R (1, 6) OBP: 0.222, SLG: 0.471		F CU 80 1 SAFE S CU 83 1 SAFE P PO 87 B CU 80 X FF 92 2-2 1-2 1B ②			X CU 81 0-0 59 CS 2B		S SL 84 C FF 97 S SL 83 0-3 K ①		B KC 83 T FF 96 S FF 96 S KC 88 1-3 K2-3 ①	4	0	2	0	0	2	0
59 Jose Lobaton, S (1, 2) OBP: 0.400, SLG: 0.444		B FF 91 F SI 90 1 SAFE F SI 91 B FF 93 1 SAFE B CH 83 F SI 90 X SI 92 3-2 G1-3 ③			B SI 89 B SI 88 S SI 89 P PO 89 B SI 87 4-1 2-3 BB ①		B FF 96 B FF 97 S FF 96 B FF 97 X FF 96 3-1 2B		C KC 85 B FF 96 S FF 97 B KC 86 B FF 96 S FF 96 3-3 K ②	3	0	1	0	1	1	1
27 Jordan Zimmermann, R (1, 1) 15 Nate McLouth, L (5, PH) 35 Craig Stammen, R (6, 1) 8 Danny Espinosa, S (7, PH) OBP: 0.429, SLG: 0.667 36 Tyler Clippard, R (8, 1) 30 Aaron Barrett, R (9, 1) 19 Kevin Frandsen, R (9, PH)			C FF 89 S SI 90 F SI 91 B FF 90 X FF 90 1-2 G6-3 ①		C SI 89 X SI 90 0-1 F7 ②		B CH 88 X FF 96 1-0 F7 ②		C KC 83 B FF 96 X FF 96 1-1 P3 ③	1 1 0 1 0 0 0 1	0 0 0 0 0 0 0 0	0 0 0 0 0 0 0 0	0 0 0 0 0 0 0 0	0 0 0 0 0 0 0 0	0 0 0 0 0 0 0 0	0 1 0 0 1 0 0 0
Inning Stats	R: 0 E: 0 K: 2 S: 9 H: 1 LOB: 1 BB: 0 P: 10	R: 0 E: 0 K: 0 S: 11 H: 2 LOB: 1 BB: 0 P: 15	R: 0 E: 0 K: 0 S: 13 H: 0 LOB: 0 BB: 0 P: 19	R: 0 E: 0 K: 2 S: 11 H: 1 LOB: 1 BB: 1 P: 20	R: 0 E: 0 K: 0 S: 6 H: 1 LOB: 1 BB: 1 P: 9	R: 1 E: 0 K: 0 S: 12 H: 1 LOB: 1 BB: 1 P: 20	R: 0 E: 0 K: 1 S: 8 H: 1 LOB: 1 BB: 0 P: 12	R: 0 E: 0 K: 3 S: 11 H: 1 LOB: 2 BB: 1 P: 20	R: 0 E: 0 K: 2 S: 8 H: 0 LOB: 0 BB: 0 P: 13	1B: 5 2B: 3 3B: 0 HR: 0	SF: 1 SAC: 0 DP: 0 HBP: 0	WP: 1 PB: 0 SB: 0 CS: 2	PA: 36			

PITCHER		IP	WLS	BF	H	R	ER	SO	BB	IBB	HBP	BLK	WP	HR	S	P	ERA	WHIP
57 David Hale, R ERA:	(1, 1)	5.0		19	5	0	0	4	2	0	0	0	0	0	50	73	0.00	1.400
50 Gus Schlosser, R ERA: 3.38	(6, 1)	1.0	B	5	1	1	1	0	1	0	0	0	1	0	12	20	9.00	2.000
52 Jordan Walden, R ERA:	(7, 1)	0.2		3	1	0	0	1	0	0	0	0	0	0	6	10	0.00	1.500
43 Luis Avilán, L ERA:	(7, 1)	0.1	W	1	0	0	0	0	0	0	0	0	0	0	2	2	0.00	0.000
48 David Carpenter, R ERA: 3.0	(8, 1)	1.0	H	5	1	0	0	3	1	0	0	0	0	0	11	20	0.00	2.000

PITCHER		IP	WLS	BF	H	R	ER	SO	BB	IBB	HBP	BLK	WP	HR	S	P	ERA	WHIP
46 Craig Kimbrel, R ERA:	(9, 1)	1.0	S	3	0	0	0	2	0	0	0	0	0	0	8	13	0.00	0.000

Atlanta Braves @ Washington Nationals

Nationals Park, Washington, DC

Fri Apr 04 2014, 1:10 PM - 4:13 PM EDT

Att. 42,834 - Overcast - 55 F

livebaseballscorecards.com

AB	31
R	1
H	8
RBI	1
BB	4
SO	10
LOB	16

Batter	1	2	3	4	5	6	7	8	9	AB	R	H	RBI	BB	SO	LOB
22 Jason Heyward, L (1, 9) OBP: 0.318, SLG: 0.333	B SI 94 C SI 94 F SI 96 B FF 96 F CU 80 F FF 96 S SI 97 2-3 ① K		C CU 80 B FF 96 X FF 96 1-1 ② P6	X FF 94 0-0 ③ P3		B FF 95 C FF 93 B SI 93 X SI 92 2-1 ① G1-3	F SI 92 F SI 92 F SI 92 S SL 80 0-3 ② K			5	0	0	0	0	2	3
2 B.J. Upton, R (1, 8) OBP: 0.143, SLG: 0.190	C FF 97 C CU 80 S SL 90 0-3 ② K		C CU 79 B SL 88 B SL 86 F SI 96 B FF 96 X CU 79 3-2 2B		S SL 85 C FF 94 B CU 80 B SL 86 F FF 95 S FF 94 2-3 ① K	F FF 93 F FF 94 F FF 95 B SL 81 X CH 86 1-2 8 BB 5 1B 1B	S FF 94 B FF 94 S FF 94 X FF 94 1-2 ③ F9			5	0	2	0	0	2	2
5 Freddie Freeman, L (1, 3) OBP: 0.619, SLG: 0.933	F FF 96 B FF 97 B CH 90 B FF 97 B SI 97 4-1 23 1B BB		B CH 88 C SI 95 B CH 88 S CH 88 B SL 87 B FF 95 4-2 BB		B CU 78 C CU 77 B CU 80 F FF 95 B SI 96 F CU 81 B CU 78 4-2 8 1B 23 1B 26 1B BB	1 SAFE F SI 92 B FF 93 B SI 91 1 SAFE C SI 92 B FF 94 X SI 93 3-2 26 FC5 8 BB 1-2 1B		S SL 86 X CU 73 0-1 2B		2	1	2	0	3	0	0
23 Chris Johnson, R (1, 5) OBP: 0.286, SLG: 0.550	X SI 95 0-0 8 FC5-4 1-3 1B		C CU 80 F SL 86 D SL 86 S SL 86 1-3 ③ K		B CU 77 B SL 84 F SI 94 S SL 86 X SL 84 2-2 8 1B 26 1B 1-2 1B	F FF 93 B FF 94 F FF 94 D SL 79 F SL 80 S SL 80 2-3 ② K		S CH 84 B CH 84 X SL 86 1-1 ① F9		5	1	2	0	0	2	5
8 Justin Upton, R (1, 7) OBP: 0.238, SLG: 0.158	C FF 95 X CU 80 0-1 ③ FC5-4 1-2f			X SI 94 0-0 4 S 19 E 1B	B CU 77 C SI 94 X SL 84 1-1 26 E 26 1B 4 1B 1-2 2-3 1B	C FF 94 D SL 79 B FF 94 B FF 94 B SI 93 4-1 26 FC5 1-2 2-3 BB		C CU 74 B SL 87 B SI 92 B CH 84 C SI 91 F SL 86 S SL 85 3-3 ② K		4	2	2	0	1	1	3
26 Dan Uggla, R (1, 4) OBP: 0.200, SLG: 0.300		B CU 79 B SI 95 X FF 95 2-0 ① F8		1 SAFE C CU 76 B SL 87 1 SAFE S SL 86 T CH 88 1-2 ① K	D CU 80 X CU 78 1-0 E7 4 1B 19 SF8 1-3 2-H 3-H 1B	C SI 93 B CH 85 X CH 86 1-1 ③ FC5 1-2 2-3f		B CH 83 X CH 83 1-0 ③ G5-3		5	1	1	2	0	1	5
4 Ryan Doumit, S (1, 2) OBP: 0.143, SLG: 0.143		B SI 95 C SI 95 B SI 94 X CH 89 2-1 ② G4-3		C FF 93 F SI 94 1 SAFE B FF 94 X CU 80 1-2 ② F8 1-2	B FF 93 C FF 94 F FF 93 B FF 94 B SI 94 F FF 94 X CU 78 3-2 2-3 3-H 1B		B SI 90 F SI 92 B SI 91 B FF 91 X SI 92 3-1 ① P3		B FF 93 X FF 93 1-0 ① L9	5	0	1	1	0	0	1
19 Andrelton Simmons, R (1, 6) OBP: 0.263, SLG: 0.313		X SI 95 0-0 ③ F8		B SL 86 C SL 86 B FF 95 S CU 80 X SL 84 2-2 E5 49 1B 2-H	C SL 84 X FF 95 0-1 ② SF8 3-H	F FF 93 X CH 84 0-1 49 1B 2B		C FF 93 B SL 83 B SL 81 F FF 94 X FF 94 2-2 ② G1-3		4	1	1	1	0	0	0
49 Julio Teheran, R (1, 1) OBP: 0.400, SLG: 0.400 58 Ian Thomas, R (8, 1) 17 Jordan Schafer, L (9, PH) 52 Jordan Walden, R (9, 1)			C SI 94 T FF 95 C SI 94 0-3 ① K	C FF 94 B FF 94 X FF 94 1-1 2-H 1B	X SI 92 0-0 ③ G4-3	C FF 92 B SI 91 F SI 90 B FF 94 X SI 91 2-2 2-3 1B			X FF 93 0-0 ③ L5	4 0 1 0	0 0 0 0	2 0 0 0	1 0 0 0	0 0 0 0	1 0 0 0	1 0 0 0

TOP

Atlanta Braves @ Washington Nationals

Nationals Park, Washington, DC

Sat Apr 05 2014, 7:08 PM - 10:42 PM EDT

Att. 37,841 - Cloudy - 51 F

livebaseballscorecards.com

AB	40
R	6
H	13
RBI	5
BB	4
SO	9
LOB	20

Inning Stats	1	2	3	4	5	6	7	8	9
	R: 0 E: 0 K: 2 S: 12	H: 1 LOB: 2 BB: 1 P: 18	R: 0 E: 0 K: 0 S: 4	H: 0 LOB: 0 BB: 0 P: 8	R: 0 E: 0 K: 2 S: 13	H: 1 LOB: 2 BB: 1 P: 22	R: 2 E: 1 K: 1 S: 13	H: 2 LOB: 1 BB: 0 P: 18	R: 4 E: 1 K: 1 S: 20	H: 4 LOB: 1 BB: 1 P: 33	R: 0 E: 0 K: 1 S: 16	H: 2 LOB: 3 BB: 1 P: 29	R: 0 E: 0 K: 1 S: 14	H: 2 LOB: 2 BB: 0 P: 20	R: 0 E: 0 K: 1 S: 9	H: 1 LOB: 1 BB: 0 P: 14	R: 0 E: 0 K: 0 S: 5	H: 0 LOB: 0 BB: 0 P: 8

| | | |

BOTTOM

Batter	1	2	3	4	5	6	7	8	9	AB	R	H	RBI	BB	SO	LOB
2 Denard Span, L (1, 8) OBP: 0.348, SLG: 0.500	B FF 90 B FF 90 B FF 91 B FF 91 4-0 34 S 25 HR BB		L CH 79 B SL 78 X SI 88 1-1 F9 ①		B FF 92 C SI 87 F CH 80 X SI 91 1-2 FC1-6 ① 1-2f 2-3		B SI 89 X SI 88 1-0 F9 ③		B FF 96 C FF 97 F CH 87 F FF 99 F CH 89 F FF 98 S SL 85 1-3 K2-3 ③	4	1	0	0	1	1	4
34 Bryce Harper, L (1, 7) OBP: 0.182, SLG: 0.143	F SI 89 L SI 90 1 SAFE D SL 82 D SL 81 S SL 82 2-3 K ① 1-2		X CU 70 0-0 G4-3 ②		B SI 91 B SL 81 F SI 90 X SI 89 2-1 L8-2 ②③ 3-H			B CU 71 C FF 92 B CU 71 F FF 92 S FF 93 2-3 K ①		4	0	0	0	0	2	3
28 Jayson Werth, R (1, 9) OBP: 0.522, SLG: 0.444	C FF 91 B SL 80 F SI 89 S FF 92 1-3 K ②		X FF 92 0-0 P6 ③			H FF 88 1-0 6 S 25 BB HBP		F FF 93 S CH 80 B FF 94 F FF 93 B CU 75 F FF 91 B CH 80 X FF 92 3-2 F8 ②		3	0	0	0	0	1	1
25 Adam LaRoche, L (1, 3) OBP: 0.478, SLG: 0.706	C SI 90 S CH 81 B FF 93 B SL 82 F FF 93 X SL 82 2-2 2-H HR			B SI 86 C FF 90 B CH 79 B SI 87 F FF 90 B SI 90 4-2 BB		B FF 88 F SI 87 1 SAFE B CH 80 C SI 86 B FF 91 B SI 89 4-2 1-2 BB		C FF 91 B CU 73 F FF 91 X FF 93 1-2 1B		2	1	2	2	2	0	0
11 Ryan Zimmerman, R (1, 5) OBP: 0.350, SLG: 0.579 8 Danny Espinosa, S (6, 4) OBP: 0.333, SLG: 0.500	X FF 91 0-0 F8 ③			C FF 92 S SI 87 X SI 90 0-2 L9 ①		S SI 88 B SI 89 B SL 79 X FF 91 2-1 L7 ①		B CH 80 S CH 79 B FF 91 F FF 91 S FF 91 2-3 K ③		2	0	0	0	0	0	1
										2	0	0	0	0	1	3
20 Ian Desmond, R (1, 6) OBP: 0.227, SLG: 0.429		T SL 80 X FF 91 0-1 1B		C FF 92 D SL 83 F SI 88 D SL 83 S FF 93 2-3 K ②		B SL 77 F FF 91 X SI 86 1-1 P3 ②			C FF 99 S SL 85 S SL 84 0-3 K ①	4	0	1	0	0	2	3
6 Anthony Rendon, R (1, 4) (6, 5) OBP: 0.421, SLG: 0.684		C FF 91 F SI 89 B FF 92 1 SAFE F FF 91 X SI 88 1-2 F8 ①		X FF 92 0-0 F7 ③		B SL 80 C SI 87 C SL 80 B SL 81 T FF 92 2-2 K ③ 2-3			C FF 99 C SL 84 X FF 98 0-2 15 DI 1B	4	0	1	0	0	1	4
59 Jose Lobaton, S (1, 2) OBP: 0.357, SLG: 0.333		S SL 82 1 SAFE B SI 88 1 SAFE S SI 89 C SI 91 1-3 K ②			B SI 86 B SI 85 B FF 89 C FF 89 C FF 90 B SI 89 4-2 2 FC1-6 19 1B 34 L8-2 BB		B CH 78 B FF 89 B FF 89 C FF 90 C FF 91 X FF 92 3-2 G4-3 ①		X FF 98 0-0 F7 ②	3	0	0	0	1	1	2
37 Stephen Strasburg, R (1, 1) 30 Aaron Barrett, R (5, 1) 19 Kevin Frandsen, R (5, PH) OBP: 0.333, SLG: 0.333 48 Ross Detwiler, R (6, 1) 7 Scott Hairston, R (7, PH) OBP: 0.500, SLG: 0.500 13 Jerry Blevins, L (8, 1) 22 Drew Storen, S (9, 1) 15 Nate McLouth, L (9, PH)		D FF 90 C SI 86 F FF 91 B SL 82 B FF 92 F FF 92 C FF 90 3-3 K ③			B FF 92 B SI 91 F FF 90 D SL 78 S FF 89 X FF 92 3-2 2 FC1-6 1-2 1B		B FF 91 B FF 91 F FF 91 S FF 92 B SL 80 X FF 91 3-2 P3 ②		B FF 99 B FF 98 D FF 98 B FF 96 4-0 1-2 BB	1	0	0	0	0	1	1
										0	0	0	0	0	0	0
										1	0	1	0	0	0	0
										0	0	0	0	0	0	0
										1	0	0	0	0	0	0
										0	0	0	0	0	0	0
										0	0	0	0	0	0	0
										0	0	0	0	1	0	0
Inning Stats	R: 2 E: 0 K: 2 S: 11 H: 1 LOB: 0 BB: 1 P: 20	R: 0 E: 0 K: 2 S: 13 H: 1 LOB: 1 BB: 0 P: 18	R: 0 E: 0 K: 0 S: 4 H: 0 LOB: 0 BB: 0 P: 5	R: 0 E: 0 K: 1 S: 9 H: 0 LOB: 1 BB: 1 P: 15	R: 0 E: 0 K: 0 S: 10 H: 1 LOB: 1 BB: 1 P: 20	R: 0 E: 0 K: 1 S: 9 H: 0 LOB: 2 BB: 1 P: 19	R: 0 E: 0 K: 0 S: 7 H: 0 LOB: 0 BB: 0 P: 14	R: 0 E: 0 K: 2 S: 14 H: 1 LOB: 1 BB: 0 P: 22	R: 0 E: 0 K: 2 S: 13 H: 1 LOB: 2 BB: 1 P: 18	1B: 4 2B: 1 3B: 0 HR: 1	SF: 0 SAC: 0 DP: 1 HBP: 1	WP: 0 PB: 0 SB: 2 CS: 0	PA: 37			

PITCHER	IP	WLS	BF	H	R	ER	SO	BB	IBB	HBP	BLK	WP	HR	S	P	ERA	WHIP
49 Julio Teheran, R (1, 1) ERA: 2.77	7.0	W	28	3	2	2	6	4	0	1	0	0	1	63	111	2.57	1.000
58 Ian Thomas, L (8, 1) ERA:	1.0		4	1	0	0	2	0	0	0	0	0	0	14	22	0.00	1.000
52 Jordan Walden, R (9, 1) ERA:	1.0		5	1	0	0	2	1	0	0	0	0	0	13	18	0.00	2.000

PITCHER	IP	WLS	BF	H	R	ER	SO	BB	IBB	HBP	BLK	WP	HR	S	P	ERA	WHIP

Atlanta Braves @ Washington Nationals

Nationals Park, Washington, DC

Sat Apr 05 2014, 7:08 PM - 10:42 PM EDT

Att. 37,841 - Cloudy - 51 F

livebaseballscorecards.com

AB	31
R	2
H	5
RBI	2
BB	5
SO	10
LOB	22

Batter	1	2	3	4	5	6	7	8	9	AB	R	H	RBI	BB	SO	LOB
22 Jason Heyward, L (1, 9) OBP: 0.259, SLG: 0.261	B SI 91 X SI 91 1-0 E4 2 G6-4-3		C FF 91 X SI 91 0-1 ② P6		B SI 91 X CH 81 1-0 ② G4-3		C SL 84 B SI 90 B CU 72 F SI 90 F CU 73 S SL 83 2-3 ② K		B FF 92 C FF 91 S FF 92 B FC 92 F FF 92 B SL 86 S SL 83 3-3 ③ K	5	0	0	0	0	2	3
2 B.J. Upton, R (1, 8) OBP: 0.120, SLG: 0.160	X SI 91 0-0 ①② G6-4-3 1-2f		C SL 82 S CH 83 B FF 91 F SI 91 B CH 84 F FF 91 X FF 91 2-2 ③ P3		B FF 91 C FF 91 X SL 81 1-1 ③ L7		C CU 71 B SL 85 X SL 86 1-1 ③ L6			4	0	0	0	0	0	2
5 Freddie Freeman, L (1, 3) OBP: 0.560, SLG: 0.789	B SI 92 F FF 90 B CH 83 X SI 90 2-1 ③ G4-3			X SI 90 0-0 ① F7		B SI 90 B SI 88 X SI 90 2-0 23 2B 26 SF8 1B		B SI 89 C SI 89 S SL 85 F SI 89 B SI 91 F CU 75 X SL 84 2-2 ① F8		4	1	1	0	0	0	0
23 Chris Johnson, R (1, 5) OBP: 0.320, SLG: 0.565		B FF 90 X FF 90 1-0 ① F9		C FF 92 B SL 82 S SL 83 B FF 90 F SL 82 B SI 90 F SI 92 B FF 90 4-2 26 1B 8 BB BB		C SI 88 X SI 88 0-1 26 SF8 1-3 2B		B CU 75 B CH 80 S FF 92 F FF 93 X CH 81 2-2 ② P6		3	0	1	0	1	0	0
8 Justin Upton, R (1, 7) 17 Jordan Schafer, L (8, 7) OBP: 0.280, SLG: 0.182		C FF 91 B SL 82 F FF 90 X FF 91 1-2 11 1B 1B		S FF 89 B FF 90 F FF 89 D SL 81 D CH 82 B CH 80 4-2 26 1B 1-2 BB		C SL 78 B SL 81 B FF 89 B FF 88 F SL 80 S CH 81 3-3 ① K		F CH 81 B FF 93 B CU 76 S FF 93 S FF 93 2-3 ③ K		3 0	0 0	1 0	0 0	1 0	2 0	2 0
26 Dan Uggla, R (1, 4) OBP: 0.208, SLG: 0.304		B FF 91 X FF 91 1-0 ② F8		S SL 80 B SI 90 D SI 88 X SI 89 2-1 19 FC5-4 1-2 2-3 1B		C CH 80 B SI 91 B SI 90 X CH 80 2-1 ② SF8 2-3 3-H			B FF 90 S FF 90 S FF 90 B FF 90 S FC 89 2-3 ① K	3	0	1	1	0	1	1
11 Gerald Laird, R (1, 2) OBP: 0.286, SLG: 0.286		X FF 91 0-0 19 FC5-4 1-2 1B		C FF 90 B SI 91 C SL 78 S SI 91 1-3 ② K		F SL 80 X CH 80 0-1 ③ F7			C FF 91 X SL 88 0-1 ② P3	4	0	1	0	0	1	4
19 Andrelton Simmons, R (1, 6) OBP: 0.304, SLG: 0.350		F SL 80 X SI 90 0-1 ③ FC5-4 1-2f		B FF 91 X CH 81 1-0 ③ FC5-4 1-2f			F FF 89 B SL 81 B SI 88 B CH 81 X FF 90 3-1 40 SH3 1B		F FF 90 X FF 90 0-1 ③ 4 1B 1B	4	0	2	0	0	0	5
40 Alex Wood, R (1, 1) 50 Gus Schlosser, R (8, 1) 43 Luis Avilán, L (8, 1) 4 Ryan Doumit, S (9, PH) OBP: 0.250, SLG: 0.250 1 Tyler Pastornicky, R (9, PR)			C FF 88 B FF 91 C FF 88 X FF 91 1-2 ① G6-3		C FF 89 B SI 88 S SI 87 C SL 80 1-3 ① K		B FF 89 X FF 88 1-0 ① SH3 1-2		B FF 90 C FF 91 B FF 91 B FF 92 C SL 84 X SL 83 3-2 1-2 1B	2 0 0 1 0	0 0 0 0 0	0 0 0 1 0	0 0 0 0 0	0 0 0 0 0	1 0 0 0 0	0 0 0 0 0
Inning Stats	R: 0 E: 1 K: 0 S: 4 H: 0 LOB: 0 BB: 0 P: 7	R: 0 E: 0 K: 0 S: 8 H: 2 LOB: 2 BB: 0 P: 11	R: 0 E: 0 K: 0 S: 10 H: 0 LOB: 0 BB: 0 P: 13	R: 0 E: 0 K: 1 S: 13 H: 1 LOB: 3 BB: 2 P: 25	R: 0 E: 0 K: 1 S: 6 H: 0 LOB: 0 BB: 0 P: 9	R: 1 E: 0 K: 1 S: 10 H: 2 LOB: 1 BB: 0 P: 17	R: 0 E: 0 K: 1 S: 9 H: 1 LOB: 1 BB: 0 P: 16	R: 0 E: 0 K: 1 S: 11 H: 0 LOB: 0 BB: 0 P: 17	R: 0 E: 0 K: 2 S: 14 H: 2 LOB: 2 BB: 0 P: 22	1B: 7 2B: 1 3B: 0 HR: 0 SF: 1 SAC: 1 DP: 1 HBP: 0						WP: 0 PB: 0 SB: 0 CS: 0 PA: 37	

PITCHER		IP	WLS	BF	H	R	ER	SO	BB	IBB	HBP	BLK	WP	HR	S	P	ERA	WHIP
38 Taylor Jordan, R ERA: 1.42	(1, 1)	6.1		27	6	1	1	3	2	0	0	0	0	0	54	89	1.42	1.263
13 Jerry Blevins, L ERA: 6.0	(7, 1)	1.0	W	3	0	0	0	1	0	0	0	0	0	0	11	16	0.00	0.000
36 Tyler Clippard, R ERA: 4.91	(8, 1)	0.2	H	2	0	0	0	1	0	0	0	0	0	0	6	10	0.00	0.000
29 Rafael Soriano, R ERA:	(9, 1)	1.0	S	5	2	0	0	2	0	0	0	0	0	0	14	22	0.00	2.000

PITCHER	IP	WLS	BF	H	R	ER	SO	BB	IBB	HBP	BLK	WP	HR	S	P	ERA	WHIP

TOP

Atlanta Braves @ Washington Nationals

Nationals Park, Washington, DC

Sun Apr 06 2014, 1:39 PM - 4:20 PM EDT

Att. 34,327 - Sunny - 50 F

livebaseballscorecards.com

AB	33
R	1
H	8
RBI	1
BB	2
SO	7
LOB	17

Batter	1	2	3	4	5	6	7	8	9	AB	R	H	RBI	BB	SO	LOB
6 Anthony Rendon, R (1, 5) OBP: 0.391, SLG: 0.609	X SI 90 0-0 28 1B 19 1B 28 E 1B		B SI 89 S SI 90 B CH 82 C CH 83 X SI 90 2-2 ① P3		B SI 90 C KC 79 C KC 78 F KC 79 D CH 84 F SI 91 F SI 90 D KC 79 F KC 79 3-3 ③ C SI 91 K			F SI 92 X SI 90 0-1 ② L9		4	1	1	0	0	1	1
19 Kevin Frandsen, R (1, 7) OBP: 0.333, SLG: 0.333 2 Denard Span, L (8, 8) OBP: 0.333, SLG: 0.476	B SI 90 B CH 82 C SI 89 1 SAFE X SI 89 2-1 20 G5-3 28 E 1-2 1B		S CH 82 B KC 79 X SI 90 1-1 ② F9			C CH 81 X SI 87 0-1 ① L4		F SI 94 B SI 92 B SI 93 B SI 92 C FF 94 S SI 94 3-3 ③ K		3 1	0 0	1 0	0 0	0 0	0 1	0 0
28 Jayson Werth, R (1, 9) OBP: 0.500, SLG: 0.429	B SI 91 S CH 83 S KC 75 F SI 91 F CH 82 X SI 91 1-2 E4 20 G5-3 1-2 2-H 1B		C SI 90 B SI 89 S KC 78 S KC 78 1-3 ③ K			S KC 78 B SI 89 C SI 89 B SI 89 F KC 77 B SI 90 X CH 83 3-2 ② G6-3				3	0	1	0	0	1	0
25 Adam LaRoche, L (1, 3) OBP: 0.423, SLG: 0.600	C SI 89 C SI 91 X KC 78 0-2 ① F7			C KC 78 B KC 78 S SI 88 C SI 89 1-3 ① K		B CH 82 F SI 89 B SI 90 X SI 89 2-1 ③ G4-3				3	0	0	0	0	1	2
20 Ian Desmond, R (1, 6) OBP: 0.240, SLG: 0.542	B KC 77 S CH 84 F SI 90 B SI 91 X KC 78 2-2 ② G5-3 1-2 2-3			S CH 82 X KC 76 0-1 ② G5-3			X SI 87 0-0 HR			3	1	1	1	0	0	2
8 Danny Espinosa, S (1, 4) OBP: 0.250, SLG: 0.364	X SI 89 0-0 ③ G2-3			X SI 89 0-0 ③ F7			B SI 88 B CH 83 S CH 83 X SI 88 2-1 ① F9			3	0	0	0	0	0	2
15 Nate McLouth, L (1, 8) (8, 7)		C SI 88 C SI 90 B SI 90 X KC 77 1-2 ① G1-3			C SI 89 C SI 88 B SI 90 B CH 83 B CH 85 F SI 90 F SI 92 F SI 90 F SI 92 3-2 ① F KC 79 F SI 90 F SI 91 X SI 92 L4		C KC 76 B KC 77 X SI 88 1-1 ② P6			3	0	0	0	0	0	0
41 Sandy León, S (1, 2)		X SI 90 0-0 ② G6-3			B CH 84 C CH 84 C KC 78 B SI 92 B SI 91 F SI 91 X CH 84 3-2 E5 38 G5-3		S CH 81 C KC 77 B SI 88 B KC 75 B CH 81 S CH 83 3-3 ③ K			3	0	0	0	0	1	0
38 Taylor Jordan, R (1, 1) 13 Jerry Blevins, L (7, 1) 36 Tyler Clippard, R (8, 1) 11 Ryan Zimmerman, R (8, PH) OBP: 0.333, SLG: 0.550 29 Rafael Soriano, R (9, 1)		B SI 89 C SI 89 X SI 90 1-1 ③ G4-3			L SI 88 X SI 89 0-1 ② G5-3 1-2			S SL 77 B SL 78 F SI 92 B SI 89 T SL 78 2-2 ① K		2 0 0 1 0	0 0 0 0 0	0 0 0 0 0	0 0 0 0 0	0 0 0 1 0	0 0 0 0 0	1 0 0 0 0
Inning Stats	R: 1 E: 1 K: 0 S: 16 H: 3 LOB: 2 BB: 0 P: 21	R: 0 E: 0 K: 0 S: 6 H: 0 LOB: 0 BB: 0 P: 8	R: 0 E: 0 K: 1 S: 8 H: 0 LOB: 0 BB: 0 P: 12	R: 0 E: 0 K: 1 S: 6 H: 0 LOB: 0 BB: 0 P: 7	R: 0 E: 1 K: 1 S: 23 H: 0 LOB: 1 BB: 0 P: 32	R: 0 E: 0 K: 0 S: 8 H: 0 LOB: 0 BB: 0 P: 13	R: 1 E: 0 K: 1 S: 8 H: 1 LOB: 0 BB: 0 P: 14	R: 0 E: 0 K: 2 S: 8 H: 0 LOB: 0 BB: 0 P: 13		1B: 3 2B: 0 3B: 0 HR: 1 SF: 0 SAC: 0 DP: 0 HBP: 0				WP: 0 PB: 0 SB: 0 CS: 0 PA: 29		

PITCHER		IP	WLS	BF	H	R	ER	SO	BB	IBB	HBP	BLK	WP	HR	S	P	ERA	WHIP
40 Alex Wood, L ERA: 1.93	(1, 1)	7.0	L	26	4	2	2	4	0	0	0	0	0	1	75	107	2.57	0.571
50 Gus Schlosser, R ERA: 2.7	(8, 1)	0.2		2	0	0	0	1	0	0	0	0	0	0	5	7	0.00	0.000
43 Luis Avilán, L ERA:	(8, 1)	0.1		1	0	0	0	1	0	0	0	0	0	0	3	6	0.00	0.000

PITCHER	IP	WLS	BF	H	R	ER	SO	BB	IBB	HBP	BLK	WP	HR	S	P	ERA	WHIP

BOTTOM

Atlanta Braves @ Washington Nationals

Nationals Park, Washington, DC

Sun Apr 06 2014, 1:39 PM - 4:20 PM EDT

Att. 34,327 - Sunny - 50 F

livebaseballscorecards.com

AB	29
R	2
H	4
RBI	1
BB	0
SO	6
LOB	8

Batter	1	2	3	4	5	6	7	8	9	AB	R	H	RBI	BB	SO	LOB
3 Adeiny Hechavarría, R (1, 6) OBP: 0.364, SLG: 0.438	C SI 93 X FF 92 0-1 B1-3		B SI 91 F SI 91 S CU 78 B FF 93 B CH 83 X SI 92 3-2 10 CS 1B		C CU 77 B CH 81 B CH 84 B SI 92 F SI 92 F FF 92 X FF 92 3-2 G6-3			C FF 93 F CH 80 B FS 81 X FS 82 1-2 L4		4	0	1	0	0	0	0
10 Jeff Baker, R (1, 4) OBP: 0.375, SLG: 0.235	B SI 93 C SI 92 B CH 84 B SI 94 B SI 93 4-1 BB		B SI 92 F SI 92 1 SAFE C CU 78 F FF 94 B CU 80 X CH 83 2-2 F8 1-2			C CU 76 B CH 84 C SI 92 B FF 92 B FF 93 X FF 93 3-2 F8		B FF 93 C FF 93 F FF 93 F FF 93 B CH 82 S CH 81 2-3 K		3	0	0	0	1	1	1
27 Giancarlo Stanton, R (1, 9) OBP: 0.389, SLG: 0.606	C SI 93 X FF 94 0-1 F8		B CH 86 B SI 94 B CU 79 C FF 93 X CU 78 3-1 1B			X SI 92 0-0 P3		C FF 93 B CU 78 B FF 94 F CH 80 F FF 93 S FS 83 2-3 K		4	0	1	0	0	1	1
9 Casey McGehee, R (1, 5) OBP: 0.412, SLG: 0.536	B SI 94 S CH 82 C FF 94 D CU 80 B CH 83 X CU 79 3-2 G6-3		B FF 93 B FF 92 C FF 93 B CH 84 F SI 91 F FF 93 F FF 93 3-3 K			B SI 93 C CU 78 B CU 78 S FF 93 X FF 93 2-2 F9			B FF 91 C FF 92 B SL 82 X FF 93 2-1 L4	4	0	0	0	0	1	2
46 Garrett Jones, L (1, 3) OBP: 0.324, SLG: 0.241		B FF 93 X FF 92 1-0 13 BB 1B		B FF 90 F FF 92 B FF 92 C FF 92 S CU 78 2-3 K			B SL 86 B SL 85 B SI 90 C SI 91 F SI 91 F SI 91 B SL 84 4-2 5 B5-3 13 1B BB		C SI 92 F SI 94 B SL 83 F SL 82 F SI 94 B SL 83 S SL 84 2-3 K2-3	3	0	1	0	1	2	0
39 Jarrod Saltalamacchia, S (1, 2) OBP: 0.333, SLG: 0.400		B SI 92 S CH 83 S CH 82 S CH 83 1-3 K		B FF 91 F FF 91 B FF 92 S CH 83 F FF 93 C CU 80 2-3 K			B CH 82 X SI 89 1-0 F7		F SI 94 B SI 93 B SL 82 B SI 93 B SI 92 4-1 BB	3	0	0	0	1	2	2
13 Marcell Ozuna, R (1, 8) OBP: 0.400, SLG: 0.500		B FF 92 1 SAFE C SI 93 1 SAFE S CU 78 B FF 94 F FF 94 F CU 80 F FF 94 4-2 B FF 84 B CH 84 1-2 BB		S CU 78 B FF 93 X FF 92 1-1 G4-3			C SL 82 B FF 94 B SL 82 S FF 94 F FF 95 B SL 82 X FF 94 3-2 5 B5-3 1-2 1B		C SL 82 X SL 82 0-1 F8	3	0	1	0	1	0	1
5 Reed Johnson, R (1, 7) OBP: 0.200, SLG: 0.333		X SI 94 0-0 F8			C SI 91 B FF 90 F CH 82 B FF 92 X FF 93 2-2 F8		D SL 83 C FF 94 X FF 94 1-1 B5-3 1-2 2-3			3	0	0	0	0	0	4
37 Henderson Alvarez III, R (1, 1) 43 Dan Jennings, L (6, 1) 29 Greg Dobbs, L (7, PH) OBP: 0.200, SLG: 0.200 44 AJ Ramos, R (7, 1) 40 Mike Dunn, L (8, 1)		S SI 93 S SI 94 X SI 94 0-2 F9			C SI 91 S SI 91 B SI 92 S CU 78 1-3 K		B SL 82 T FF 94 B FF 93 F FF 94 X SL 83 2-2 F7			2 0 1 0 0	0 0 0 0 0	0 0 0 0 0	0 0 0 0 0	0 0 0 0 0	1 0 0 0 0	2 0 2 0 0
Inning Stats	R: 0 E: 0 K: 0 S: 8 H: 0 LOB: 1 BB: 1 P: 15	R: 0 E: 0 K: 1 S: 13 H: 1 LOB: 2 BB: 1 P: 19	R: 0 E: 0 K: 1 S: 14 H: 2 LOB: 1 BB: 0 P: 25	R: 0 E: 0 K: 2 S: 9 H: 0 LOB: 0 BB: 0 P: 14	R: 0 E: 0 K: 1 S: 10 H: 0 LOB: 0 BB: 0 P: 16	R: 0 E: 0 K: 0 S: 7 H: 0 LOB: 0 BB: 0 P: 12	R: 0 E: 0 K: 0 S: 13 H: 1 LOB: 2 BB: 1 P: 24	R: 0 E: 0 K: 2 S: 11 H: 0 LOB: 0 BB: 0 P: 16	R: 0 E: 0 K: 1 S: 10 H: 0 LOB: 1 BB: 1 P: 18	1B: 4 2B: 0 3B: 0 HR: 0 SF: 0 SAC: 0 DP: 0 HBP: 0						

PITCHER		IP	WLS	BF	H	R	ER	SO	BB	IBB	HBP	BLK	WP	HR	S	P	ERA	WHIP
47 Gio González, L ERA: 0.75	(1, 1)	6.0	W	22	3	0	0	5	2	0	0	0	0	0	61	101	0.00	0.833
13 Jerry Blevins, L ERA: 5.4	(7, 1)	0.1	H	2	0	0	0	0	1	0	0	0	0	0	4	9	0.00	3.000
22 Drew Storen, R ERA:	(7, 1)	0.2	H	3	1	0	0	0	0	0	0	0	0	0	9	15	0.00	1.500
36 Tyler Clippard, R ERA: 3.86	(8, 1)	1.0	H	3	0	0	0	2	0	0	0	0	0	0	11	16	0.00	0.000
30 Aaron Barrett, R ERA:	(9, 1)	1.0		4	0	0	0	1	1	0	0	0	0	0	10	18	0.00	1.000

PITCHER	IP	WLS	BF	H	R	ER	SO	BB	IBB	HBP	BLK	WP	HR	S	P	ERA	WHIP

TOP

Miami Marlins @ Washington Nationals

Nationals Park, Washington, DC

Tue Apr 08 2014, 7:09 PM - 10:06 PM EDT

Att. 21,728 - Partly Cloudy - 58 F

livebaseballscorecards.com

AB	30
R	0
H	4
RBI	0
BB	4
SO	8
LOB	15

MIAMI

Batter	1	2	3	4	5	6	7	8	9	AB	R	H	RBI	BB	SO	LOB
2 Denard Span, L (1, 8) OBP: 0.286, SLG: 0.400	C SI 92 X SI 92 0-1 G4-3 ①		C FF 94 F SI 94 X SI 94 0-2 L9 ②			C SI 93 B FF 94 S SI 93 B SI 95 C FF 95 2-3 K ①	C FF 89 X FF 91 0-1 P6 ③			4	0	0	0	0	1	0
34 Bryce Harper, L (1, 7) OBP: 0.192, SLG: 0.160	F SI 93 X SI 94 0-1 G4-3 ②		F SI 95 S SI 94 X SL 86 0-2 F7 ③			B SI 94 B SI 91 F SI 94 B CH 87 X SI 94 3-1 25 1B 20 BB 1B		B SL 86 C SL 85 F FF 94 B SL 88 F FF 94 S SL 90 2-3 K ①		4	1	1	0	0	1	0
28 Jayson Werth, R (1, 9) OBP: 0.500, SLG: 0.458	B SI 94 X FF 94 1-0 25 1B 2B			B SI 93 F SL 83 X SI 94 1-1 F8 ①		X SI 94 0-0 L9 ②		B SL 89 B SL 87 B FF 94 B FF 95 4-0 25 1B 6 2B BB		3	2	1	0	1	0	1
25 Adam LaRoche, L (1, 3) OBP: 0.500, SLG: 0.652	C SI 93 B SI 94 B SL 86 X SI 93 2-1 2-H 1B ③			B SI 94 B SI 93 C SI 93 B SI 94 B SI 93 4-1 BB		1 SAFE 1 SAFE C SI 94 F CH 86 1 SAFE B FF 94 X CH 90 1-2 20 WP 20 E 6 1B 1-3 1B		X FF 94 0-0 6 2B 1-3 1B		3	2	3	1	1	0	0
20 Ian Desmond, R (1, 6) OBP: 0.241, SLG: 0.481		B FF 93 S SL 85 B SI 94 B SL 86 X SI 94 3-1 G6-3 ①		S SI 94 1 SAFE B SL 84 X SL 85 1-1 F8 ②		B SI 94 B SL 84 B SL 81 B SI 94 4-0 6 1B 1-3 3-H BB		B SL 87 C FF 94 F SL 88 F FF 94 S FF 94 1-3 K ②		3	0	0	0	1	1	3
6 Anthony Rendon, R (1, 5) OBP: 0.407, SLG: 0.630		B FF 95 B FF 95 X SI 94 2-0 G5-3 ②		S FF 95 B SL 85 C SI 94 B FF 94 T SL 81 2-2 K ③		B SI 94 B SL 80 C SI 94 B SI 93 X SI 92 3-1 1-2 1B 3-H		B FF 94 F FF 95 S SL 88 X FF 95 1-2 1-H 2B 3-H		4	0	2	3	0	1	1
8 Danny Espinosa, S (1, 4) OBP: 0.250, SLG: 0.333		F FF 95 X SI 95 0-1 1B	C CH 87 F SI 94 S FF 90 0-3 K ①			S SL 80 D SL 82 S SL 82 S FF 93 1-3 K ③		B SL 86 B SL 85 S FF 94 B SL 86 F FF 94 X FF 94 3-2 G6-3 ③		4	0	1	0	0	2	3
59 Jose Lobaton, S (1, 2) OBP: 0.294, SLG: 0.267		X SI 92 0-0 G3 ③	C SI 94 X SI 90 0-1 L7 ②				C FF 90 S CH 83 B SL 78 C FF 90 1-3 K ①			3	0	0	0	0	1	1
47 Gio González, R (1, 1) OBP: 0.200, SLG: 0.800 13 Jerry Blevins, L (7, 1) 22 Drew Storen, S (7, 1) 12 Tyler Moore, R (7, PH) 36 Tyler Clippard, R (8, 1) 30 Aaron Barrett, R (9, 1)			C FF 94 C SI 95 B SL 86 F SI 94 S SL 82 1-3 K ①		S SL 81 S SI 95 X SL 84 0-2 G1-3 ③		S FF 92 S SL 80 F SL 80 S FF 91 0-3 K ②			2 0 0 0 1 0	0 0 0 0 0 0	0 0 0 0 0 0	0 0 0 0 0 0	0 0 0 0 0 0	1 0 0 1 0 0	0 0 0 0 0 0
Inning Stats	R: 1 E: 0 K: 0 S: 7 H: 2 LOB: 1 BB: 0 P: 10	R: 0 E: 0 K: 0 S: 6 H: 1 LOB: 1 BB: 0 P: 11	R: 0 E: 0 K: 1 S: 10 H: 0 LOB: 0 BB: 0 P: 11	R: 0 E: 0 K: 1 S: 8 H: 0 LOB: 1 BB: 1 P: 16	R: 0 E: 0 K: 1 S: 8 H: 0 LOB: 0 BB: 0 P: 8	R: 2 E: 0 K: 2 S: 14 H: 3 LOB: 2 BB: 1 P: 28	R: 0 E: 0 K: 2 S: 9 H: 0 LOB: 0 BB: 0 P: 10	R: 2 E: 0 K: 2 S: 15 H: 2 LOB: 1 BB: 1 P: 26		1B: 6 2B: 2 3B: 0 HR: 0 SF: 0 SAC: 0 DP: 0 HBP: 0						

PITCHER	IP	WLS	BF	H	R	ER	SO	BB	IBB	HBP	BLK	WP	HR	S	P	ERA	WHIP
37 Henderson Alvarez III, R (1, 1) ERA: 4.15	5.2	L	24	6	3	1	4	2	0	0	0	1	0	50	80	1.59	1.412
43 Dan Jennings, L (6, 1) ERA:	0.1		1	0	0	0	1	0	0	0	0	0	0	3	4	0.00	0.000
44 AJ Ramos, R (7, 1) ERA:	1.0		3	0	0	0	2	0	0	0	0	0	0	9	10	0.00	0.000
40 Mike Dunn, L (8, 1) ERA: 10.13	1.0		6	2	2	2	2	1	0	0	0	0	0	15	26	18.00	3.000

PITCHER	IP	WLS	BF	H	R	ER	SO	BB	IBB	HBP	BLK	WP	HR	S	P	ERA	WHIP

BOTTOM

Miami Marlins @ Washington Nationals

Nationals Park, Washington, DC

Tue Apr 08 2014, 7:09 PM - 10:06 PM EDT

Att. 21,728 - Partly Cloudy - 58 F

livebaseballscorecards.com

AB	31
R	5
H	8
RBI	4
BB	3
SO	9
LOB	9

WP: 1 PA: 34
PB: 0
SB: 0
CS: 0

Batter	1	2	3	4	5	6	7	8	9	AB	R	H	RBI	BB	SO	LOB
21 Christian Yelich, L (1, 7) OBP: 0.353, SLG: 0.419	C FF 93 B FF 94 C FF 93 B FF 94 X SI 94 2-2 32 S 27 1B 1B	B CU 78 F FF 94 B FF 94 F SL 86 F FF 93 F FF 93 X SL 88 2-2 32 HR 3-H 1B		B KC 79 F SI 90 X SI 92 1-1 32 L9 2B		B FF 94 S FF 93 B SI 94 B SI 93 B FF 93 B SI 93 4-2 46 1B BB		B CU 77 S CH 81 B FF 92 B CH 81 F FF 93 B CH 82 4-2 27 BB 46 2B BB	B FF 91 C SI 91 B FF 91 F FF 91 B SL 85 F SL 83 F SL 83 X FF 91 3-2 ③ G4-3	4	3	3	1	2	0	2
32 Derek Dietrich, L (1, 4) (6, 5) OBP: 0.533, SLG: 0.727	B FF 93 B SI 92 C FF 92 B CH 84 B FF 93 4-1 27 1B 46 SF8 1-2 BB	1 SAFE C FF 92 B FF 93 X CH 86 1-1 1-H HR		B SI 89 B SI 90 S SI 90 B SI 90 X SI 89 3-1 ① L9 2-3		B FF 94 X FF 91 1-0 ① L7		1 SAFE C FF 92 B FF 93 F FF 93 1 SAFE 1 SAFE S CH 83 1-3 ① K		4	2	1	2	1	1	3
27 Giancarlo Stanton, R (1, 9) OBP: 0.390, SLG: 0.568	X SL 87 0-0 13 FC5 39 BB 1-3 2-H 1B	B FF 93 X SL 88 1-0 ② P4		B SI 90 S FC 86 F SI 91 F FC 84 S FC 85 1-3 ② K		S FF 94 1 SAFE T FF 94 F FF 94 1 SAFE F SL 78 X FF 96 0-2 ② F8		B CU 78 F FF 94 B CH 82 B CH 82 S FF 94 F FF 95 B FF 92 4-2 46 2B 1-2 BB		4	0	1	1	1	1	2
46 Garrett Jones, L (1, 3) OBP: 0.359, SLG: 0.333	X CU 78 0-0 ① SF8 3-H	X FF 92 0-0 9 1B 1B		C KC 78 F SI 92 S FC 85 0-3 K2-3		X SI 92 0-0 1-3 1B		F CH 83 X FF 93 0-1 ② 1-H 2-H 2B		4	0	3	2	0	1	1
9 Casey McGehee, R (1, 5) OBP: 0.395, SLG: 0.500 26 Arquimedes Caminero, R (6, 1) 29 Greg Dobbs, L (8, PH) OBP: 0.167, SLG: 0.167 49 Carlos Marmol, R (8, 1)	1 SAFE F FF 93 C SL 85 B FF 93 B SL 86 B FF 94 F SL 84 F FF 94 1 SAFE 3-2 ② X FF 93 P4	B FF 93 C CU 79 X FF 92 1-1 1-2 1B			B FC 86 S FC 84 S FC 84 B FC 85 X SI 90 2-2 ① G5-3	F FF 94 B FF 94 B FF 93 D CH 83 X FF 94 3-1 ③ F9		B CH 82 F CH 82 S CH 81 D CH 81 T FF 91 2-2 ③ K		4 0 1 0	0 0 0 0	1 0 0 0	0 0 0 0	0 0 0 0	0 0 1 0	3 0 1 0
39 Jarrod Saltalamacchia, Sr (1, 2) OBP: 0.344, SLG: 0.483	B FF 93 B CH 85 C FF 93 1 SAFE S FF 93 B SL 86 F FF 94 B FF 92 4-2 13 FC5 1-2 BB	S SI 89 B SI 89 S SI 89 B SI 90 D SI 90 S SI 89 3-3 ③ K			C SI 92 F KC 81 S SI 92 0-3 ② K		B FF 93 B FF 92 X FF 94 2-0 HR		B FF 90 T FF 89 F FF 91 S SL 83 1-3 ① K	4	1	1	1	1	3	2
13 Marcell Ozuna, R (1, 8) OBP: 0.400, SLG: 0.500	F SL 84 S SL 86 D SL 85 B FF 93 B SL 86 F SL 85 X SL 85 3-2 ③ FC5 1-2 2-3f		X FC 85 0-0 ① G5-6-3		C SI 91 B KC 80 S SI 90 B FC 87 B FC 85 D FC 85 4-2 3 1B BB		B SL 81 B SL 83 X FF 94 2-0 ① G6-3		S FF 90 C SL 83 B SL 82 X SL 82 1-2 17 1B 2B	4	0	1	0	1	0	2
3 Adeiny Hechavarría, R (1, 6) OBP: 0.368, SLG: 0.486		C FF 92 B FF 92 X SL 87 1-1 21 1B 3B	B SI 91 C SI 90 X FC 86 1-1 ② G5-3		1 SAFE L SI 91 F SI 90 1 SAFE X SI 91 0-2 1-2 1B		F FF 94 F FF 94 C SL 84 0-3 ② K		S FF 90 F FF 90 S FF 92 0-3 ② K	5	1	2	0	0	2	1
52 Brad Hand, L (1, 1) 45 Kevin Slowey, R (4, 1) 43 Dan Jennings, L (6, 1) 17 Donovan Solano, R (6, 4) OBP: 0.200, SLG: 0.200		B FF 93 F SI 93 C FF 93 S FF 93 1-3 ① K	C SI 90 B KC 79 X SI 90 1-1 ③ G3		B SI 87 B SI 90 B FC 89 C SI 89 C FF 90 X SI 90 3-2 ③ G4-3		B SL 83 B SI 93 F FF 93 F FF 94 B SL 84 F FF 93 F FF 93 S FF 94 3-3 ③ K		B FF 91 B FF 90 C FF 91 S FF 91 B FF 92 F FF 90 X FF 90 3-2 2-3 1B	2 1 0 2	0 0 0 0	0 0 0 1	0 0 0 0	1 0 0 0	1 2 0 0
Inning Stats	R: 2 H: 2 E: 0 LOB: 2 K: 0 BB: 2 S: 18 P: 34	R: 3 H: 5 E: 0 LOB: 2 K: 2 BB: 0 S: 19 P: 29	R: 0 H: 0 E: 0 LOB: 0 K: 0 BB: 0 S: 5 P: 7	R: 0 H: 1 E: 0 LOB: 1 K: 2 BB: 0 S: 11 P: 16	R: 0 H: 1 E: 0 LOB: 2 K: 1 BB: 1 S: 14 P: 23	R: 0 H: 1 E: 0 LOB: 2 K: 0 BB: 1 S: 11 P: 19	R: 1 H: 1 E: 0 LOB: 0 K: 2 BB: 0 S: 10 P: 17	R: 1 H: 1 E: 0 LOB: 1 K: 2 BB: 2 S: 13 P: 24	R: 0 H: 2 E: 0 LOB: 2 K: 2 BB: 0 S: 18 P: 26	1B: 8 SF: 1 2B: 3 SAC: 0 3B: 1 DP: 0 HR: 2 HBP: 0						WP: 0 PA: 46 PB: 0 SB: 1 CS: 0	

PITCHER		IP	WLS	BF	H	R	ER	SO	BB	IBB	HBP	BLK	WP	HR	S	P	ERA	WHIP
27 Jordan Zimmermann, R ERA: 8.1	(1, 1)	1.2		14	7	5	5	1	2	0	0	0	0	1	34	57	27.00	5.400
35 Craig Stammen, R ERA:	(2, 1)	3.1		13	2	0	0	4	1	0	0	0	0	0	33	52	0.00	0.900
48 Ross Detwiler, L ERA:	(6, 1)	1.0		5	1	0	0	0	1	0	0	0	0	0	11	19	0.00	2.000
22 Drew Storen, R ERA: 1.93	(7, 1)	1.0	B	4	1	1	1	2	0	0	0	0	0	1	10	17	9.00	1.000
36 Tyler Clippard, R ERA: 4.76	(8, 1)	1.0	W	5	1	1	1	2	2	0	0	0	0	0	13	24	9.00	3.000

PITCHER		IP	WLS	BF	H	R	ER	SO	BB	IBB	HBP	BLK	WP	HR	S	P	ERA	WHIP
29 Rafael Soriano, R ERA:	(9, 1)	1.0	S	5	2	0	0	2	0	0	0	0	0	0	18	26	0.00	2.000

TOP

Miami Marlins @ Washington Nationals

Nationals Park, Washington, DC

Wed Apr 09 2014, 7:08 PM - 11:03 PM EDT

Att. 21,190 - Partly Cloudy - 61 F

livebaseballscorecards.com

AB	39
R	7
H	14
RBI	7
BB	6
SO	11
LOB	20

MIAMI

BOTTOM

Miami Marlins @ Washington Nationals

Nationals Park, Washington, DC

Wed Apr 09 2014, 7:08 PM - 11:03 PM EDT

Att. 21,190 - Partly Cloudy - 61 F

livebaseballscorecards.com

Batter	1	2	3	4	5	6	7	8	9	AB	R	H	RBI	BB	SO	LOB
2 Denard Span, L (1, 8) OBP: 0.333, SLG: 0.414	C FF 92 F FF 93 B CU 80 F CU 79 C FF 95 1-3 K ①		C FF 94 B FF 94 B CU 79 B FF 93 B FF 94 4-1 1-2 BB		X FF 90 0-0 G4-3 ①	B SL 80 F FF 92 F FF 92 X SL 81 1-2 1-2 2-3 1B		1 SAFE B FF 94 C FF 92 X FF 92 1-1 E5 28 HR 1-3 1B		4	1	2	0	1	1	0
6 Anthony Rendon, R (1, 4) OBP: 0.438, SLG: 0.677	B FF 94 C FF 94 B CH 87 X CH 88 2-1 1B		C FF 94 C CU 80 X CU 80 0-2 L7 ②		C FF 90 S SL 83 B CH 84 X SI 90 1-2 28 G5-3 3B	B FF 95 X FF 96 1-0 F6 ②		I IN 75 I IN 78 I IN 79 I IN 76 4-0 28 HR IBB		4	2	2	0	1	0	5
28 Jayson Werth, R (1, 9) OBP: 0.457, SLG: 0.517	B FF 94 B CH 86 B FF 92 C FF 93 1 SAFE X FF 94 3-1 L8 ②		S CU 80 C CU 81 F CU 80 X FF 94 0-2 F8 ③		B SI 91 X SI 90 1-0 G5-3 ② 3-H	B FF 95 X FF 95 1-0 L8 ③		C FF 94 X FF 94 0-1 1-H 2-H 3-H HR		5	1	1	5	0	0	6
25 Adam LaRoche, L (1, 3) OBP: 0.457, SLG: 0.571	B FF 94 B FF 94 1 SAFE F FF 94 C CU 79 X FF 94 2-2 G6-3 ③			B CU 79 C CU 78 B FF 93 C FF 93 X FF 94 2-2 11 1B 34 HR 1B	X FF 91 0-0 F7 ③		B FF 95 B FF 96 S CH 89 B FF 95 F FF 94 X CH 89 3-2 G3-1 ①	C SL 86 X FF 93 0-1 G3-1 ②		5	1	1	0	0	0	1
11 Ryan Zimmerman, R (1, 5) OBP: 0.385, SLG: 0.583		C FF 91 B CH 87 B FF 94 F FF 92 X FF 95 2-2 G4-3 ①		C CU 79 B FF 93 F FF 93 X CU 81 1-2 34 HR 1-2 1B		B FF 91 B CH 84 B FF 90 C SI 91 F FF 91 X FF 93 3-2 E9 20 1B 2B	B FF 96 C FF 95 T FF 96 B FF 97 B CH 90 F FF 97 F FF 97 B FF 96 4-2 BB	X FF 94 0-0 F8 ③		4	2	2	0	1	0	0
20 Ian Desmond, R (1, 6) OBP: 0.242, SLG: 0.452		C FF 93 B FF 95 S CH 88 B CU 81 F CH 87 F CU 80 X FF 95 2-2 F9 ②		S CH 85 F FF 93 D CH 88 S CH 86 1-3 K ①		B SL 84 S SL 84 F SL 83 X SL 84 1-2 34 1B 59 E 3-H 1B	C FF 94 F FF 96 D CH 88 S CH 89 1-3 K ②			4	1	1	1	0	2	3
34 Bryce Harper, L (1, 7) OBP: 0.233, SLG: 0.310		B FF 94 S FF 95 C CU 80 F CU 81 B CU 80 S FF 95 2-3 K ③		B CU 80 F FF 94 F FF 94 F CU 82 F FF 93 F FF 95 D CU 82 B CU 80 F CU 81 3-2 X FF 94 1-H 2-H HR		X SL 79 0-0 2 1B 59 E 1-3 1B	B FF 95 1 SAFE S CH 87 F FF 96 F FF 97 S CH 90 1-3 K ③			4	1	2	3	0	2	1
59 Jose Lobaton, S (1, 2) OBP: 0.286, SLG: 0.222			C FF 93 F FF 94 B CU 81 B FF 94 F FF 95 B CH 87 F FF 95 B FF 95 4-2 2 BB BB	F FF 90 B SL 83 C FF 89 F SL 83 F FF 90 X SI 91 1-2 G6-3 ②		D FF 91 B SL 80 B FF 91 C FF 91 X FF 91 3-1 E1 2 1B 1-2 3-H		B SL 85 B SL 83 F FF 91 X FF 93 2-1 L7 ①		3	0	0	0	1	0	1
27 Jordan Zimmermann, R (1, 1) 35 Craig Stammen, R (2, 1) 48 Ross Detwiler, R (6, 1) 19 Kevin Frandsen, R (6, PH) OBP: 0.286, SLG: 0.286 22 Drew Storen, S (7, 1) 36 Tyler Clippard, R (8, 1) 15 Nate McLouth, L (8, PH) 29 Rafael Soriano, R (9, 1)			B FF 92 T FF 92 L FF 92 B CH 88 M FF 92 2-3 K ①	C SI 90 F FF 90 C SI 91 0-3 K ③		X SL 80 0-0 L8 ①		C FF 92 B SL 85 H SL 85 2-1 2 E 2 1B 28 HR HBP		0 2 0 0 1 0 0 0 0	0 0 0 0 0 0 0 1 0	0 0 0 0 0 0 0 0 0	0 0 0 0 0 0 0 0 0	0 2 0 0 0 0 0 0 0	0 0 0 0 0 0 0 0 0	0 1 0 2 0 0 0 0 0
Inning Stats	R: 0 E: 0 K: 1 S: 11 H: 1 LOB: 1 BB: 0 P: 19	R: 0 E: 0 K: 1 S: 12 H: 0 LOB: 0 BB: 0 P: 18	R: 0 E: 0 K: 1 S: 15 H: 0 LOB: 2 BB: 2 P: 25	R: 3 E: 0 K: 2 S: 24 H: 3 LOB: 0 BB: 0 P: 32	R: 1 E: 0 K: 0 S: 6 H: 1 LOB: 0 BB: 0 P: 8	R: 2 E: 2 K: 0 S: 15 H: 4 LOB: 3 BB: 0 P: 25	R: 0 E: 0 K: 2 S: 14 H: 0 LOB: 1 BB: 1 P: 23	R: 4 E: 1 K: 0 S: 10 H: 2 LOB: 0 BB: 1 P: 19		1B: 7 2B: 1 3B: 1 HR: 2 SF: 0 SAC: 0 DP: 0 HBP: 1	WP: 0 PB: 0 SB: 0 CS: 0 PA: 41					

PITCHER		IP	WLS	BF	H	R	ER	SO	BB	IBB	HBP	BLK	WP	HR	S	P	ERA	WHIP
52 Brad Hand, L ERA: 3.24	(1, 1)	3.1		16	4	3	3	4	2	0	0	0	0	1	54	85	8.10	1.800
45 Kevin Slowey, R ERA: 3.18	(4, 1)	1.2		8	3	3	2	1	0	0	0	0	0	0	20	27	10.80	1.800
43 Dan Jennings, L ERA:	(6, 1)	0.1		4	2	0	0	0	0	0	0	0	0	0	7	11	0.00	6.000
26 Arquimedes Caminero, R ERA:	(6, 1)	1.2		6	0	0	0	2	1	0	0	0	0	0	16	27	0.00	0.600
49 Carlos Marmol, R ERA: 7.2	(8, 1)	1.0	L	7	2	4	4	0	0	1	1	0	0	1	10	19	36.00	2.000

PITCHER	IP	WLS	BF	H	R	ER	SO	BB	IBB	HBP	BLK	WP	HR	S	P	ERA	WHIP

AB	36
R	10
H	11
RBI	9
BB	4
SO	7
LOB	20

Batter	1	2	3	4	5	6	7	8	9	AB	R	H	RBI	BB	SO	LOB
21 Christian Yelich, L (1, 7) OBP: 0.342, SLG: 0.400	B FF 94 X FF 95 1-0 32 E 32 S 32 FC1-2-5 1B	B FF 96 C FF 96 B CU 81 C CH 89 B FF 95 X FF 96 3-2 ③ G4-3	S CH 88 B FF 95 F CU 80 S CH 88 1-3 ① K	C SL 84 C CU 73 S CU 73 0-3 ① K	4	0	1	0	0	2	1
32 Derek Dietrich, L (1, 4) OBP: 0.474, SLG: 0.571	F SI 94 C SI 94 X SI 95 0-2 ① FC1-2-5 1-H	C CH 88 B SI 94 B CU 79 C FF 95 F CH 88 X CH 88 2-2 ① P5	S FF 95 H FF 95 1-1 1-2 HBP	B SI 91 B SL 87 F SL 85 S SL 86 F CU 73 S SI 91 2-3 ② K	3	0	0	0	0	1	1
27 Giancarlo Stanton, R (1, 9) OBP: 0.356, SLG: 0.512	C SL 87 B FF 93 F FF 94 S CH 88 1-3 ② K	F SI 96 B CU 81 X SI 96 1-1 ② G6-3	C SL 88 S SL 87 D CH 89 C FF 94 1-3 ② K	B SL 86 C SL 85 C SI 94 B SL 85 F SL 86 S SL 84 2-3 ③ K	4	0	0	0	0	3	3
46 Garrett Jones, L (1, 3) OBP: 0.326, SLG: 0.297	X SI 94 0-0 ③ F8	C CU 78 S FF 95 S CH 90 0-3 ③ K2-3	F CH 88 S CH 88 D CH 90 B FF 95 S FF 96 2-3 ③ K	C FF 89 B FF 92 C FF 91 S SL 84 1-3 ① K	4	0	0	0	0	3	3
9 Casey McGehee, R (1, 5) OBP: 0.357, SLG: 0.444	X FF 93 0-0 ① G1-3	C FF 95 C CU 78 B CH 90 X CH 88 1-2 ① G5-3	F SL 86 C FF 95 B SI 96 B CH 89 S FF 96 2-3 ① K	C FF 91 S SL 84 F SL 84 S SL 88 0-3 ② K	4	0	0	0	0	2	0
13 Marcell Ozuna, R (1, 8) OBP: 0.385, SLG: 0.556	C FF 95 B CU 78 C FF 94 S FF 94 1-3 ② K	C SL 87 B CU 79 C FF 96 S CH 89 1-3 ② K	F SI 95 X FF 94 0-1 HR	B FF 91 F FF 91 X FF 90 1-1 ③ F9	4	1	1	1	0	2	0
3 Adeiny Hechavarría, R (1, 6) OBP: 0.341, SLG: 0.450	X FF 96 0-0 ③ F9	B FF 95 B SL 86 S FF 95 T FF 94 F FF 95 X FF 96 2-2 E6	C FF 96 C CU 79 F CH 88 S CH 90 0-3 ② K	3	0	0	0	0	1	0
6 Jeff Mathis, R (1, 2) OBP: 0.333, SLG: 0.200	C FF 94 C SL 87 S CH 88 0-3 ① K	1 SAFE 1 SAFE F FF 94 1 SAFE S SL 88 D CH 89 F FF 94 1 SAFE C FF 95 1-3 ③	B SL 85 S SL 89 S FF 96 F SI 96 B CH 89 B CH 88 F FF 95 F FF 96 B FF 96 4-2 5 FC5-4 BB	2	0	0	0	1	2	1
34 Tom Koehler, R (1, 1) OBP: 0.250, SLG: 0.250 29 Greg Dobbs, L (7, PH) OBP: 0.167, SLG: 0.167 5 Reed Johnson, R (7, PH) OBP: 0.182, SLG: 0.300 40 Mike Dunn, L (7, 1) 26 Arquimedes Caminero, R (8, 1) 43 Dan Jennings, L (8, 1)	C FF 94 B FF 95 F FF 95 C SL 87 1-3 ② K	C FF 94 B FF 93 X FF 93 1-1 32 HBP 1B	B SI 90 F SL 86 X SI 91 1-1 ③ FC5-4 1-2f	2 0 1 0 0 1 0 0 0 0 0 0 0 0 1 0 0 0 0 0 1 0 0 0 0 0 0 0 0 0 0 0 0 0 0 0 0 0 0 0 0 0							
Inning Stats	R: 0 E: 0 K: 1 S: 8 H: 1 LOB: 1 BB: 0 P: 10	R: 0 E: 0 K: 1 S: 5 H: 0 LOB: 0 BB: 0 P: 6	R: 0 E: 0 K: 2 S: 9 H: 0 LOB: 0 BB: 0 P: 13	R: 0 E: 0 K: 1 S: 9 H: 0 LOB: 0 BB: 0 P: 12	R: 0 E: 1 K: 2 S: 14 H: 0 LOB: 1 BB: 0 P: 19	R: 0 E: 0 K: 3 S: 12 H: 1 LOB: 2 BB: 0 P: 18	R: 1 E: 0 K: 2 S: 16 H: 1 LOB: 1 BB: 1 P: 23	R: 0 E: 0 K: 3 S: 11 H: 0 LOB: 0 BB: 0 P: 15	R: 0 E: 0 K: 2 S: 9 H: 0 LOB: 0 BB: 0 P: 11	1B: 2 2B: 0 3B: 0 HR: 1	SF: 0 SAC: 0 DP: 0 HBP: 1	WP: 0 PB: 0 SB: 1 CS: 0	PA: 33			

PITCHER		IP	WLS	BF	H	R	ER	SO	BB	IBB	HBP	BLK	WP	HR	S	P	ERA	WHIP
37 Stephen Strasburg, R ERA: 4.24	(1, 1)	6.2	W	26	3	1	1	12	1	0	1	0	0	1	71	98	1.35	0.600
13 Jerry Blevins, L ERA: 4.15	(7, 1)	1.0	H	3	0	0	0	2	0	0	0	0	0	0	9	12	0.00	0.000
30 Aaron Barrett, R ERA:	(8, 1)	0.1	H	1	0	0	0	1	0	0	0	0	0	0	4	6	0.00	0.000
29 Rafael Soriano, R ERA:	(9, 1)	1.0		3	0	0	0	2	0	0	0	0	0	0	9	11	0.00	0.000

PITCHER	IP	WLS	BF	H	R	ER	SO	BB	IBB	HBP	BLK	WP	HR	S	P	ERA	WHIP

TOP

Miami Marlins @ Washington Nationals

Nationals Park, Washington, DC

Thu Apr 10 2014, 4:07 PM - 7:00 PM EDT

Att. 20,869 - Sunny - 67 F

livebaseballscorecards.com

AB	31
R	1
H	3
RBI	1
BB	1
SO	17
LOB	10

MIAMI

BOTTOM

Batter	1	2	3	4	5	6	7	8	9	AB	R	H	RBI	BB	SO	LOB
15 Nate McLouth, L (1, 8)	F FF 94 X FF 95 0-1 ① F7		C KC 78 B KC 80 F CH 86 B KC 82 B FF 94 X FF 92 3-2 ② F7		C KC 76 X SI 93 0-1 ① F7		1 SAFE 1 SAFE C SL 86 B SL 88 D CU 77 D SL 85 F FF 94 S SL 87 3-3 ③ K 1-2	B FF 92 B FF 92 C FF 91 F FF 92 F FF 92 D SL 83 X FF 92 3-2 ③ F7		3	0	0	0	0	0	0
12 Tyler Moore, R (7, PH)										1	0	0	0	0	1	1
2 Denard Span, L (8, 8) OBP: 0.324, SLG: 0.400										1	0	0	0	0	0	1
6 Anthony Rendon, R (1, 4) (7, 5) OBP: 0.444, SLG: 0.676	B FF 94 C FF 94 B FF 94 B FF 93 X FF 92 3-1 ② G6-3		C FF 93 B SI 93 S FF 94 B FF 95 B SL 86 D FF 94 4-2 28 HR BB		C KC 77 F FF 94 B SI 94 B SI 94 B KC 81 C KC 80 3-3 ② K			C FF 93 X FF 94 0-1 28 1B 34 BB 2B		3	2	1	0	1	1	0
28 Jayson Werth, R (1, 9) OBP: 0.487, SLG: 0.625	B FF 95 C FF 94 B FF 95 B FF 94 B FF 93 4-1 25 1B BB		B FF 92 B SL 84 B SI 92 X FF 92 3-0 1-H HR		C FF 94 C KC 80 X SI 95 0-2 ③ G6-3			B CH 87 X FF 95 1-0 34 BB 25 S 20 HR 2-3 1B		3	2	2	2	1	0	0
25 Adam LaRoche, L (1, 3) OBP: 0.462, SLG: 0.594	C SI 93 B KC 80 X FF 93 1-1 1-2 1B		X SI 93 0-0 2B			C KC 77 C FF 93 F FF 94 S SL 86 0-3 ① K		S CH 88 D CH 89 C CH 88 B FF 95 B CH 88 X CH 88 3-2 ① G3 1-2		4	0	2	0	0	1	2
11 Ryan Zimmerman, R (1, 5) OBP: 0.345, SLG: 0.519	C FF 94 C KC 79 B KC 82 F KC 81 F SI 95 F KC 82 B FF 96 F FF 95 X FF 96 2-2 ③ G3-1		C SL 84 C FF 93 F SL 86 S SL 85 0-3 ③ K			B SL 85 F FF 93 X SI 94 1-1 ② G6-3		B FF 96 B CH 88 B FF 95 B FF 94 4-0 34 BB 20 HR BB		3	0	0	0	0	1	3
13 Jerry Blevins, L (7, 1)										0	0	0	0	0	0	0
30 Aaron Barrett, R (8, 1)										0	0	0	0	0	0	0
19 Kevin Frandsen, R (8, PH) OBP: 0.375, SLG: 0.286										0	1	0	0	1	0	0
29 Rafael Soriano, R (9, 1)										0	0	0	0	0	0	0
34 Bryce Harper, L (1, 7) OBP: 0.265, SLG: 0.313		X FF 93 0-0 ① F8	C FF 93 B CH 86 X SI 93 1-1 20 G4-3 1B			X CH 86 0-0 ③ G4-3		D CH 88 B CH 86 B FF 95 B FF 95 4-0 20 HR 1-2 2-3 3-H BB		3	1	1	1	1	0	0
20 Ian Desmond, R (1, 6) OBP: 0.270, SLG: 0.543		B FF 93 B SL 87 F FF 94 X KC 80 2-1 41 G4-6-3 1B	B KC 83 B KC 79 1 SAFE S FF 92 1 SAFE F SL 84 D KC 81 X SL 85 3-2 ① G4-3 1-3				S CU 74 C FF 95 F FF 94 B SL 89 S CU 77 1-3 ① K	S FF 96 B FF 98 X FF 96 1-1 1-H 2-H 3-H HR		4	1	2	4	0	1	1
41 Sandy León, S (1, 2)		B SI 93 C FF 93 1 SAFE B FF 91 B SI 92 X FF 90 3-1 ②③ G4-6-3 1-2f	C KC 78 S KC 82 F KC 81 B SL 86 C KC 80 1-3 ② K				B FF 94 B FF 94 C FF 94 S SL 87 S SL 88 2-3 ② K	X FF 91 0-0 ② G6-3		4	0	0	0	0	2	2
37 Stephen Strasburg, R (1, 1)			C FF 93 B FF 93 F SI 93 S SL 86 1-3 ① K		S FF 93 S SL 87 B SL 87 C KC 81 1-3 ③ K		X FF 94 0-0 12 S 1B	B SL 81 C FF 92 C FF 92 B FF 92 X FF 92 2-2 2B		2	0	0	0	0	2	1
8 Danny Espinosa, S (7, 4) OBP: 0.333, SLG: 0.471										2	0	2	0	0	0	0
Inning Stats	R: 0 E: 0 K: 0 S: 14 H: 1 LOB: 2 BB: 1 P: 24	R: 0 E: 0 K: 0 S: 5 H: 1 LOB: 0 BB: 0 P: 10	R: 2 E: 0 K: 2 S: 14 H: 2 LOB: 1 BB: 1 P: 25	R: 0 E: 0 K: 2 S: 12 H: 1 LOB: 1 BB: 0 P: 18	R: 0 E: 0 K: 1 S: 8 H: 0 LOB: 0 BB: 0 P: 11	R: 0 E: 0 K: 1 S: 7 H: 0 LOB: 0 BB: 0 P: 8	R: 0 E: 0 K: 3 S: 11 H: 1 LOB: 1 BB: 0 P: 17	R: 5 E: 0 K: 0 S: 16 H: 4 LOB: 1 BB: 2 P: 34		1B: 5 2B: 3 3B: 0 HR: 2 SF: 0 SAC: 0 DP: 1 HBP: 0				WP: 0 PB: 0 SB: 2 CS: 0 PA: 37		

PITCHER	IP	WLS	BF	H	R	ER	SO	BB	IBB	HBP	BLK	WP	HR	S	P	ERA	WHIP
34 Tom Koehler, R (1, 1) ERA: 3.0	6.0	L	24	5	2	2	6	2	0	0	0	0	1	60	96	3.00	1.167
40 Mike Dunn, L (7, 1) ERA: 7.36	1.0		4	1	0	0	3	0	0	0	0	0	0	11	17	0.00	1.000
26 Arquimedes Caminero, R (8, 1) ERA: 22.5	0.1		6	3	5	5	0	2	0	0	0	0	1	8	21	135.00	15.000
43 Dan Jennings, L (8, 1) ERA:	0.2		3	1	0	0	0	0	0	0	0	0	0	8	13	0.00	1.500

PITCHER	IP	WLS	BF	H	R	ER	SO	BB	IBB	HBP	BLK	WP	HR	S	P	ERA	WHIP

Miami Marlins @ Washington Nationals

Nationals Park, Washington, DC

Thu Apr 10 2014, 4:07 PM - 7:00 PM EDT

Att. 20,869 - Sunny - 67 F

livebaseballscorecards.com

AB	33
R	7
H	10
RBI	7
BB	4
SO	9
LOB	11

Washington Nationals @ Atlanta Braves

Turner Field, Atlanta, GA

Fri Apr 11 2014, 7:39 PM - 11:28 PM EDT

Att. 28,243 - Partly Cloudy - 71 F

livebaseballscorecards.com

TOP

Batter	1	2	3	4	5	6	7	8	9	10	AB	R	H	RBI	BB	SO	LOB
2 Denard Span, L (1, 8) OBP: 0.300, SLG: 0.361	C FF 91 X FF 91 0-1 F7 ①		B FF 92 F FF 91 X SI 90 1-1 F7 ②		B SL 80 X SI 89 1-0 F7 ①	C SI 89 1 SAFE X SI 90 0-1 G6-4-3 ②③ 1-2f		B FF 96 C FF 93 B SI 94 S FF 95 X FF 96 2-2 2 1B 1-2 1B		I IN 65 I IN 67 I IN 69 I IN 68 4-0 IBB	6	0	1	1	0	0	4
6 Anthony Rendon, R (1, 4) OBP: 0.390, SLG: 0.590	X FF 92 0-0 P6 ②		C FF 92 B SL 82 X FF 92 1-1 F8 ③		C CU 71 X CU 71 0-1 G5-3 ②		B FF 96 C FF 96 C SL 82 B SL 84 S FF 95 2-3 K ①	X FF 95 0-0 1-3 2-H 1B		B SI 92 C SI 93 F SI 94 F SI 94 F CU 75 X SI 94 1-2 G6-3 ③	5	0	0	0	0	1	3
28 Jayson Werth, R (1, 9) OBP: 0.455, SLG: 0.568 12 Tyler Moore, R (10, 7)	C FF 92 T FF 93 B FF 93 X FF 93 1-2 F8 ③			C SL 79 B CU 70 B SL 80 B FF 92 X FF 92 3-1 L7 ①	C SL 80 X SI 86 0-1 25 E 11 HR 1B		B SL 82 F FF 98 F FF 98 B FF 95 S SL 84 2-3 K ②	B SL 82 X FF 96 1-0 G6-3 ③			5 0	1 0	1 0	0 0	0 0	2 0	0 0
25 Adam LaRoche, L (1, 3) OBP: 0.477, SLG: 0.583		X FF 90 0-0 34 1B 1B		B SI 87 B SL 78 B FF 92 B FF 90 4-0 34 1B 11 1B 20 1B BB	B CU 72 1 SAFE B SI 89 1 SAFE X SI 90 2-0 E4 1-2 11 HR		F FF 97 X FF 97 0-1 11 BB 34 WP 1B		B FF 96 F FF 95 S KC 87 B KC 85 S FF 96 2-3 K ①		4	2	2	0	1	1	1
11 Ryan Zimmerman, R (1, 5) OBP: 0.382, SLG: 0.613		X FF 92 0-0 F8 ①		B FF 93 D FF 92 B SI 91 C FF 90 X FF 93 3-1 20 1B 34 1B 1-2 1B	B SL 81 D SL 83 B FF 92 C FF 91 T FF 91 X FF 92 3-2 1-H 2-H HR		C FF 97 B FF 97 B SL 85 B FF 96 C SL 85 F SL 87 B SL 82 4-2 34 WP 1-2 BB		B KC 84 C FF 96 F KC 84 B FF 97 C KC 86 2-3 K ②		4	1	2	3	1	1	1
34 Bryce Harper, L (1, 7) OBP: 0.308, SLG: 0.351 (10, 9)		B SI 91 C FF 93 B SI 91 X FF 93 2-1 20 G1-4-3 1-2 1B		B CH 80 C SI 92 F SI 90 D SL 84 X FF 93 2-2 1-2 2-3 20 1B 1B	B CU 72 C CU 74 X SI 90 1-1 G4-3 ③		S CH 87 F FF 98 B SL 81 1-2 WP ③ 1-2 2-H		B KC 84 B FF 97 C FF 96 S KC 85 S KC 86 2-3 K ③		6	1	3	0	0	1	2
20 Ian Desmond, R (1, 6) OBP: 0.286, SLG: 0.513		F SL 83 X SL 83 0-1 G1-4-3 ②③ 1-2f		F SL 80 X SL 82 0-1 1-2 2-3 3-H 1B		B FF 90 X SL 77 1-0 F7 ①		F FF 95 X FF 96 0-1 15 1B 2 1B 1B		S SI 92 S SI 92 S SI 93 0-3 K ①	4	0	1	1	1	1	3
59 Jose Lobaton, S (1, 2) OBP: 0.308, SLG: 0.304			B FF 90 C SI 88 B SL 83 X FF 91 2-1 57 SH3-4 1B	B FF 92 C SI 89 T SL 82 S SL 82 1-3 K ②		B SL 79 X SI 87 1-0 19 1B 2B		1 SAFE B FF 94 F SL 84 B FF 94 S FF 95 1 SAFE B FF 96 C FF 95 3-3 K ①		B SI 95 B SI 93 B SI 94 B SI 93 4-0 59 G4-3 BB	5	1	2	0	0	1	5
57 Tanner Roark, R (1, 1) 30 Aaron Barrett, R (5, 1) 19 Kevin Frandsen, R (8, PH) 48 Ross Detwiler, R (9, 1) 15 Nate McLouth, L (8, PH) 36 Tyler Clippard, R (8, 1) 22 Drew Storen, S (9, 1) 8 Danny Espinosa, S (10, PH) 13 Jerry Blevins, L (10, 1)			C FF 89 L FF 90 B FF 91 B CU 71 X FF 90 2-2 SH3-4 ① 1-2	C FF 92 X FF 92 0-1 G3-1 ③		C CU 73 S SL 80 X SL 80 0-2 2 G6-4-3 2-H 1B		B SI 94 1 SAFE X SI 94 1-0 F8 ②		F SI 94 1 SAFE F SI 93 X SI 93 0-2 G4-3 ② 1-2	1 0 0 1 0 0 1 0 0 0	0 0 0 0 0 0 0 0 0 0	0 0 0 1 0 0 0 0 0 0	0 0 0 1 0 0 0 0 0 0	0 0 0 0 0 0 0 0 1 0	0 0 0 0 0 0 0 0 0 0	3 0 0 0 0 0 0 0 0 0
Inning Stats	R: 0 E: 0 K: 0 S: 6 H: 0 LOB: 0 BB: 0 P: 7	R: 0 E: 0 K: 0 S: 6 H: 2 LOB: 1 BB: 0 P: 8	R: 0 E: 0 K: 0 S: 9 H: 1 LOB: 1 BB: 0 P: 15	R: 1 E: 0 K: 1 S: 14 H: 3 LOB: 3 BB: 1 P: 27	R: 3 E: 1 K: 0 S: 11 H: 2 LOB: 0 BB: 0 P: 18	R: 1 E: 0 K: 0 S: 7 H: 2 LOB: 0 BB: 0 P: 9	R: 0 E: 0 K: 2 S: 13 H: 1 LOB: 1 BB: 1 P: 22	R: 1 E: 0 K: 1 S: 11 H: 3 LOB: 2 BB: 0 P: 18	R: 0 E: 0 K: 3 S: 9 H: 0 LOB: 0 BB: 0 P: 15	R: 0 E: 0 K: 1 S: 11 H: 0 LOB: 2 BB: 2 P: 20	1B: 12 2B: 1 3B: 0 HR: 1	SF: 0 SAC: 1 DP: 2 HBP: 0					WP: 1 PB: 0 SB: 0 CS: 0	PA: 47

	AB	42
	R	6
	H	14
	RBI	6
	BB	4
	SO	8
	LOB	22

PITCHER		IP	WLS	BF	H	R	ER	SO	BB	IBB	HBP	BLK	WP	HR	S	P	ERA	WHIP
49 Julio Teheran, R ERA: 2.84	(1, 1)	6.0		28	10	5	2	1	1	0	0	0	0	1	53	84	3.00	1.833
52 Jordan Walden, R ERA: 6.0	(7, 1)	1.0		5	1	0	0	2	1	0	0	0	1	0	13	22	0.00	2.000
48 David Carpenter, R ERA: 4.5	(8, 1)	1.0		6	3	1	1	1	0	0	0	0	0	0	11	18	9.00	3.000
46 Craig Kimbrel, R ERA: 1.93	(9, 1)	1.0		3	0	0	0	3	0	0	0	0	0	0	9	15	0.00	0.000
43 Luis Avilán, L ERA: 3.0	(10, 1)	1.0	W	5	0	0	0	1	1	1	0	0	0	0	11	20	0.00	1.000

PITCHER	IP	WLS	BF	H	R	ER	SO	BB	IBB	HBP	BLK	WP	HR	S	P	ERA	WHIP

Batter	1	2	3	4	5	6	7	8	9	10	AB	R	H	RBI	BB	SO	LOB
22 Jason Heyward, L (1, 9) OBP: 0.283, SLG: 0.308	X SI 91 0-0 ① F9	B SI 93 C CH 82 X SI 92 1-1 ② F7			L SI 91 B SI 92 B SI 91 B SI 90 B SI 91 4-1 2 G5-4-3 BB		B SI 92 C FF 94 X SI 92 1-1 ① P4		B SI 93 F CH 86 S SL 82 S CH 86 1-3 ③ K		4	0	0	0	1	1	0
2 B.J. Upton, R (1, 8) OBP: 0.184, SLG: 0.243	C SI 91 B SI 90 S SI 91 X SI 92 1-2 5 CS 1B	B SL 84 C SL 84 B SI 92 F SI 92 F SI 91 S SI 92 2-3 ③ K			B SI 92 X SI 91 1-0 ①② G5-4-3 1-2f		B FF 94 B FF 93 B FF 92 C FF 93 B FF 93 4-1 5 G5-4-3 BB			C SI 90 B CH 85 X CH 85 1-1 ① F7	4	0	1	0	1	1	1
5 Freddie Freeman, L (1, 3) OBP: 0.500, SLG: 0.657	1 SAFE 1 SAFE B SI 91 1 SAFE B CH 82 1 SAFE B SI 93 C SI 92 S SI 92 4-2 ② H CU 73 23 FC6-4 1-2 HBP		X CU 72 0-0 ① F7		C SI 89 B SI 91 F CU 73 B SI 91 B CU 72 F SI 91 X SI 90 3-2 23 1B 2B		C SI 92 1 SAFE 1 SAFE X SI 92 0-1 ②③ G5-4-3 1-2f			T SL 87 C SL 88 B SI 92 X CU 74 1-2 ② P6	4	1	1	0	0	0	1
23 Chris Johnson, R (1, 5) OBP: 0.286, SLG: 0.450 17 Jordan Schafer, L (10, PR)	B SI 91 X SI 92 1-0 ③ FC6-4 1-2f		C SI 91 B SL 83 X SL 84 1-1 26 G5-3 2B		C SL 84 D SL 85 C SI 94 D SL 85 F SL 84 F SL 83 B SI 96 F SI 95 F SI 95 3-2 X SI 85 2-H 1B			B FF 92 S CH 80 X CU 76 1-1 ① P4		C SI 91 X CU 73 0-1 8 1B 8 1B 1B	5 0	0 1	3 0	1 0	0 0	0 0	1 0
8 Justin Upton, R (1, 7) OBP: 0.405, SLG: 0.568		B SI 91 F SL 82 B SI 92 F SI 92 B CU 74 X SI 93 3-2 26 HBP 24 1B 1B	F SI 91 H SI 90 1-1 HBP		B SL 84 C SL 84 C SI 92 F SL 84 B SL 83 B SI 94 B SL 83 4-2 26 FC5-4 BB			B FF 93 C FF 91 F FF 92 F FS 82 X FF 93 1-2 HR		B SL 87 1 SAFE B CH 84 F SL 87 F SL 87 1 SAFE 1 SAFE 1 SAFE X CU 75 2-2 1-H 1B	3	2	3	2	1	0	0
26 Dan Uggla, R (1, 4) OBP: 0.200, SLG: 0.216		H SI 91 1-0 24 1B 14 HR 1-2 HBP	D SL 84 B SI 91 B SI 91 F SI 91 F SI 91 X SI 91 3-2 ②③ G5-3 2-3f		B FF 93 C SL 83 S FF 93 B SL 83 F SL 84 X SI 94 2-2 ③ FC5-4 1-2f			C CH 80 B CH 80 S FF 93 B FS 82 S CH 81 2-3 ② K			3	1	0	0	0	1	4
24 Evan Gattis, R (1, 2) OBP: 0.208, SLG: 0.375		B CU 73 C SL 82 B SL 85 X SI 93 2-1 14 HR 1-2 2-H 1B	C CU 72 C SI 91 B SL 85 B SL 84 F CH 82 F SI 91 B CU 72 X CH 80 3-2 ① P5			F FF 92 F FF 94 B SI 95 B SL 80 X FF 95 2-2 ① F8		C CU 76 B CH 80 X FF 92 1-1 ③ P6			4	1	1	1	0	0	0
14 Ramiro Pena, S (1, 6) OBP: 0.222, SLG: 0.556		C SI 93 F SI 92 F SI 92 B SL 86 B SI 92 X SI 91 2-2 1-H 2-H HR	C CH 80 B SI 91 X SI 90 1-1 ② F8			F FF 95 B SI 92 B CH 84 T SI 93 X SI 93 2-2 ② G6-3			F SI 92 S CH 87 F CH 87 B SL 82 F SL 81 S CH 86 1-3 ① K		4	1	1	3	0	1	0
49 Julio Teheran, R (1, 1) OBP: 0.286, SLG: 0.286 1 Tyler Pastornicky, R (6, PH) 52 Jordan Walden, R (7, 1) 48 David Carpenter, R (8, 1) 46 Craig Kimbrel, R (9, 1) 4 Ryan Doumit, S (9, PH) OBP: 0.214, SLG: 0.154 43 Luis Avilan, L (10, 1)		F FF 92 C SI 93 B SL 85 C SL 81 1-3 ① K	B SI 90 B SI 89 C SI 90 F SI 89 F SI 89 S CU 71 2-3 ③ K			C FF 95 S SI 94 B SI 95 F FF 95 X SL 78 1-2 ③ G5-3			F FF 92 F SI 94 S CH 86 0-3 ② K	2 1 0 0 0 1 0	0 0 0 0 0 0 0	0 0 0 0 0 0 0	0 0 0 0 0 0 0	0 0 0 0 0 1 0	2 0 0 0 0 0 0	0 0 0 0 0 0 0
Inning Stats	R: 0 H: 1 E: 0 LOB: 1 K: 0 BB: 0 S: 7 P: 13	R: 4 H: 3 E: 0 LOB: 0 K: 2 BB: 0 S: 18 P: 30	R: 0 H: 1 E: 0 LOB: 1 K: 0 BB: 0 S: 7 P: 12	R: 0 H: 0 E: 0 LOB: 0 K: 1 BB: 0 S: 11 P: 17	R: 1 H: 2 E: 0 LOB: 2 K: 0 BB: 2 S: 20 P: 37	R: 0 H: 0 E: 0 LOB: 0 K: 0 BB: 0 S: 10 P: 15	R: 0 H: 0 E: 0 LOB: 0 K: 0 BB: 1 S: 5 P: 10	R: 1 H: 1 E: 0 LOB: 0 K: 1 BB: 0 S: 11 P: 16	R: 0 H: 0 E: 0 LOB: 0 K: 3 BB: 0 S: 11 P: 13	R: 1 H: 2 E: 0 LOB: 1 K: 0 BB: 0 S: 10 P: 14	1B: 6 2B: 2 3B: 0 HR: 2	SF: 0 SAC: 0 DP: 3 HBP: 3		WP: 0 PB: 0 SB: 0 CS: 1	PA: 41		

PITCHER		IP	WLS	BF	H	R	ER	SO	BB	IBB	HBP	BLK	WP	HR	S	P	ERA	WHIP
57 Tanner Roark, R ERA: 5.91	(1, 1)	4.2		21	6	5	5	3	1	0	3	0	0	1	49	86	9.64	1.500
30 Aaron Barrett, R ERA:	(5, 1)	0.1		3	1	0	0	0	1	0	0	0	0	0	14	23	0.00	6.000
48 Ross Detwiler, L ERA:	(6, 1)	2.0		6	0	0	0	0	1	0	0	0	0	0	15	25	0.00	0.500
36 Tyler Clippard, R ERA: 5.4	(8, 1)	1.0	B	4	1	1	1	1	0	0	0	0	0	1	11	16	9.00	1.000
22 Drew Storen, R ERA: 1.59	(9, 1)	1.0		3	0	0	0	3	0	0	0	0	0	0	11	13	0.00	0.000

PITCHER		IP	WLS	BF	H	R	ER	SO	BB	IBB	HBP	BLK	WP	HR	S	P	ERA	WHIP
13 Jerry Blevins, L ERA: 5.4	(10, 1)	0.2	L	4	2	1	1	0	0	0	0	0	0	0	10	14	13.50	3.000

BOTTOM

Washington Nationals @ Atlanta Braves

Turner Field, Atlanta, GA

Fri Apr 11 2014, 7:39 PM - 11:28 PM EDT

Att. 28,243 - Partly Cloudy - 71 F

livebaseballscorecards.com

AB	35
R	7
H	10
RBI	7
BB	3
SO	7
LOB	7

Washington Nationals @ Atlanta Braves

Turner Field, Atlanta, GA

Sat Apr 12 2014, 7:12 PM - 10:44 PM EDT

Att. 36,621 - Partly Cloudy - 78 F

TOP

livebaseballscorecards.com

Batter	1	2	3	4	5	6	7	8	9	AB	R	H	RBI	BB	SO	LOB
6 Anthony Rendon, R (1, 4) OBP: 0.413, SLG: 0.651	C SI 90 B CH 83 B SI 90 (5, 5) F SI 90 F KC 80 X SI 92 2-2 HR		B SI 88 C SI 89 X KC 78 1-1 15 SH5-3 1B		B CH 82 F SI 89 C SI 89 B KC 79 B SI 90 F CH 82 B SI 91 4-2 11 2B BB		C SL 84 B FF 95 C SL 83 B SL 84 B SL 83 F FF 95 F SL 83 F FF 97 S FF 95 3-3 ①	B SL 85 F FF 95 F SL 86 B FF 95 F FF 95 X SL 86 2-2 ③ F8		4	1	2	1	1	1	2
15 Nate McLouth, L (1, 9) OBP: 0.313, SLG: 0.231	S SI 91 F SI 91 B SI 91 X SI 91 1-2 ① F7		X SI 88 0-0 ① SH5-3 1-2		C SI 89 B SI 89 C CH 82 1 SAFE B SI 89 S KC 78 2-3 ① K		C FF 96 X CH 87 0-1 2B		C FF 96 S KC 86 B FF 95 B FF 96 X KC 85 2-2 ① G1-3	4	0	1	0	0	1	1
11 Ryan Zimmerman, R (1, 5) OBP: 0.405, SLG: 0.636 8 Danny Espinosa, S (5, 4) OBP: 0.381, SLG: 0.474	C SI 90 C SI 91 B KC 80 B SI 91 B SI 91 C SI 91 3-3 ② K		B CH 82 B SI 89 B SI 89 C SI 90 S CH 83 B CH 84 4-2 BB		C SI 89 B SI 90 X CH 82 1-1 25 A4 DB 1-3 2B		C SL 82 B SL 83 S FF 96 X FF 98 1-2 ② F8		B FF 94 B FF 95 B FF 95 C FF 95 X FF 95 3-1 20 DI 1B	2 2	0 0	1 1	0 0	1 0	1 0	0 1
25 Adam LaRoche, L (1, 3) OBP: 0.429, SLG: 0.512	C SI 90 C SI 90 C SI 92 0-3 ③ K		S CH 83 B KC 78 B CH 84 C SI 90 F SI 91 B CH 84 F SI 91 F SI 90 S CH 85 3-3 ② K		C KC 78 B CH 83 S KC 79 B KC 78 F CH 83 2 SAFE C SI 92 2-3 ② ③ K 2-3		F FF 98 B SL 84 B FF 97 C CH 87 D SL 84 S CH 88 3-3 ③ K		B KC 84 C FF 96 F KC 85 B FF 96 B FF 96 F KC 84 F FF 96 X FF 96 3-2 ② F9	5	0	0	0	0	4	6
20 Ian Desmond, R (1, 6) OBP: 0.298, SLG: 0.512		B CH 84 F SI 90 B SI 91 B SI 90 S SI 90 F SI 91 X SI 92 3-2 ① F9	S CH 83 B SI 91 S CH 83 F SI 91 F KC 79 B CH 84 S CH 84 2-3 ③ K			B FF 90 B FF 91 B FF 91 B FF 90 4-0 41 G3 19 BB 12 WP BB		B SL 86 B FF 94 C FF 94 X FF 95 2-1 19 G5-3 41 1B 2B	C FF 95 S KC 84 F KC 85 S KC 84 0-3 ③ K 1-2	4	2	1	0	1	2	3
34 Bryce Harper, L (1, 8) OBP: 0.326, SLG: 0.350		X SI 91 0-0 38 WP 19 1B 1B		B SI 89 B CH 83 C SI 89 S CH 82 B KC 80 B CH 83 4-2 38 CS 19 1B BB		C CH 84 B CU 80 S FF 92 C CU 81 1-3 ① K		B SI 94 F FF 94 C FF 94 S FF 96 1-3 ① K		3	0	1	0	1	2	2
19 Kevin Frandsen, R (1, 7) OBP: 0.538, SLG: 0.455		C SI 91 C KC 79 B KC 76 1 SAFE X CH 82 1-2 1-2 1B		F SI 88 X CH 82 0-1 1-2 1B		B CU 78 B FF 92 B CH 85 B FF 90 4-0 12 WP 41 G3 1-2 BB		B FF 94 X FF 94 1-0 ② G5-3 2-3		3	0	2	0	1	0	1
41 Sandy León, S (1, 2) OBP: 0.125, SLG: 0.067		F SI 90 B SI 90 F SI 90 B SI 91 B SI 92 F SI 91 X SI 91 3-2 ② F9		B SI 91 X SI 90 1-0 ① F8		C FF 91 S FF 90 F FF 94 F CU 80 X FF 95 0-2 ② G3 1-2 2-3		C SL 85 B FF 93 X FF 95 1-1 28 E 28 1B 3-H 1B	4	0	1	1	0	0	6
38 Taylor Jordan, R (1, 1) 12 Tyler Moore, R (6, PH) 64 Blake Treinen, R (6, 1) 28 Jayson Werth, R (8, PH) OBP: 0.467, SLG: 0.579 35 Craig Stammen, R (8, 1)		F SI 90 B SI 91 F SI 90 B KC 78 S CH 84 2-3 ③ K 2-3		C SI 90 L SI 89 M KC 78 2 SAFE 0-3 ② ③ K 2-3		B CU 80 B FF 93 F FF 91 D CU 78 F CH 84 S CH 85 3-3 ③ K 2-3 3-H		C SL 85 B SL 85 C FF 95 F FF 96 X FF 96 1-2 E3 1-3 1B	2 1 0 1 0	0 0 0 0 0	0 0 0 1 0	0 0 0 0 0	0 0 0 0 0	2 1 0 0 0	4 1 0 0 0

	AB	35
	R	3
	H	11
	RBI	2
	BB	5
	SO	14
	LOB	27

Inning Stats	1	2	3	4	5	6	7	8	9	1B: 7	SF: 0	WP: 2	PA: 41
R:	1	0	0	0	0	1	0	1	0	2B: 4	SAC: 1	PB: 0	
E:	0	0	0	0	0	0	0	0	0	3B: 0	DP: 1	SB: 0	
K:	2	1	2	1	2	2	2	1	1	HR: 1	HBP: 0	CS: 1	
S:	13	15	16	8	12	11	14	16	14				
H:	1	2	1	1	1	0	1	3	1				
LOB:	0	2	2	2	1	1	1	2	1				
BB:	0	0	1	1	1	2	0	0	0				
P:	19	24	26	13	21	23	21	24	22				

PITCHER		IP	WLS	BF	H	R	ER	SO	BB	IBB	HBP	BLK	WP	HR	S	P	ERA	WHIP
40 Alex Wood, L ERA: 1.89	(1, 1)	5.0	W	22	6	1	1	8	3	0	0	0	1	1	64	103	1.80	1.800
38 Anthony Varvaro, R ERA: 3.0	(6, 1)	1.0		5	0	1	1	2	2	0	0	0	1	0	11	23	9.00	2.000
52 Jordan Walden, R ERA: 4.5	(7, 1)	1.0	H	4	1	0	0	2	0	0	0	0	0	0	14	21	0.00	1.000
48 David Carpenter, R ERA: 5.4	(8, 1)	1.0	H	6	3	1	1	1	0	0	0	0	0	0	16	24	9.00	3.000
46 Craig Kimbrel, R ERA: 1.59	(9, 1)	1.0	S	4	1	0	0	1	0	0	0	0	0	0	14	22	0.00	1.000

Washington Nationals @ Atlanta Braves

Turner Field, Atlanta, GA

Sat Apr 12 2014, 7:12 PM - 10:44 PM EDT

Att. 36,621 - Partly Cloudy - 78 F

livebaseballscorecards.com

Batter	1	2	3	4	5	6	7	8	9	AB	R	H	RBI	BB	SO	LOB
22 Jason Heyward, L (1, 9) OBP: 0.275, SLG: 0.279	B SI 89 B SI 91 X SI 90 2-0 F7 ①	B FF 90 B CH 80 B SI 91 C SI 87 F FF 93 F FF 90 X CH 81 3-2 F8 ①		C CH 82 B FF 90 B FF 91 F SI 92 B FF 92 F SI 91 B FF 93 4-2 2 G3 BB	C FF 92 B FF 92 B SI 91 C CH 81 F FF 92 B CH 82 S CH 78 3-3 K ③			B SI 90 B SI 90 B SI 90 C FC 88 X SI 91 3-1 L7 ①		4	0	0	0	1	1	3
2 B.J. Upton, R (1, 8) OBP: 0.209, SLG: 0.333	B FF 92 X FF 91 1-0 HR	X FF 90 0-0 1B		C SL 80 B FF 90 1 SAFE X FF 91 1-1 G3 ② 1-2		S SI 97 X SI 97 0-1 P4 ①		C FC 82 B SI 88 X FC 84 1-1 L6 ②		5	1	2	1	0	0	1
5 Freddie Freeman, L (1, 3) OBP: 0.511, SLG: 0.725	B SI 89 S CH 82 B FF 91 C CH 83 B CH 84 X FF 90 3-2 8 E 1B	1 SAFE B CH 76 X FF 88 1-0 P5 ②		F CH 80 C FF 91 B CH 83 B CH 82 F SI 91 X CH 81 2-2 L9 ③		F SI 97 F SI 97 B SL 86 X SI 96 1-2 8 E 8 1B 1B		C KC 78 B FF 90 B SI 90 X SI 90 2-1 HR		5	2	3	1	0	0	2
23 Chris Johnson, R (1, 5) OBP: 0.255, SLG: 0.400	C FF 89 F SI 91 F SL 81 S CH 81 0-3 K ②	1 SAFE B FF 91 B SL 77 S FF 89 1 SAFE F FF 90 S CH 82 2-3 K ③			S SL 79 F FF 90 X SL 81 0-2 G5-3 ①	B SI 97 B SI 96 F SI 94 F SI 96 F SI 96 S SL 84 2-3 K ②		S FC 84 B FC 86 S FC 86 S FC 85 1-3 K ③		5	0	0	0	0	4	3
8 Justin Upton, R (1, 7) OBP: 0.435, SLG: 0.634	C SL 81 S FF 91 X CH 82 0-2 E6 26 1B 2B 1-H	C FF 90 C SL 80 X SL 82 0-2 F8 ①			X FF 91 0-0 26 1B 2B	B SI 96 X SI 96 1-0 E6 1-3 1B				4	2	3	1	0	0	0
26 Dan Uggla, R (1, 4) OBP: 0.227, SLG: 0.244	C FF 91 S SL 80 X FF 90 0-2 24 2B 1B 3-H	C SL 82 S CH 83 B CH 84 B SI 90 F SL 82 S CH 83 2-3 K ②			B SL 80 X CH 82 1-0 19 E 24 1B 1B 2-H	B SI 94 B SI 96 F SI 94 X SI 94 2-1 F9 ③				4	1	2	2	0	1	2
24 Evan Gattis, R (1, 2) OBP: 0.286, SLG: 0.464	C FF 90 X FF 90 0-1 2B 1-H	B FF 93 S SL 82 S SL 82 X SL 82 1-2 1B			C SL 78 X FF 90 0-1 19 E 1B 1-2		B SI 92 S SI 95 S SI 95 F SL 85 X SL 83 1-2 G6-3 ①			4	0	3	1	0	0	0
19 Andrelton Simmons, R (1, 6) OBP: 0.314, SLG: 0.323	B SL 81 B CH 81 I IN 80 I IN 84 4-0 IBB	X FF 92 0-0 G5-3 ③			B SI 87 B FF 89 D CH 80 X FF 90 3-0 E9 1-2 2-3		B SI 94 B SI 95 C SI 94 B SI 95 X SI 93 3-1 G5-3 ②			3	0	0	0	1	0	3
40 Alex Wood, R (1, 1) 4 Ryan Doumit, S (5, PH) OBP: 0.200, SLG: 0.143 38 Anthony Varvaro, R (6, 1) 52 Jordan Walden, R (7, 1) 17 Jordan Schafer, L (7, PH) 48 David Carpenter, R (8, 1) 46 Craig Kimbrel, R (9, 1)	B FF 89 C SI 88 S SL 81 X FF 92 1-2 G1-3 ③			C FF 89 X SL 80 0-1 G6-3 ①	S SI 88 B SI 87 F SI 91 F CH 81 C CH 80 1-3 K ②		S SI 94 X SI 95 0-1 F7 ③			2 1 0 0 1 0 0	0 0 0 0 0 0 0	0 0 0 0 0 0 0	0 0 0 0 0 0 0	0 1 0 0 0 0 0	0 0 0 0 0 0 0	2 3 0 0 0 0 0
Inning Stats	R: 4 E: 1 K: 1 S: 20 H: 5 LOB: 2 BB: 1 P: 31	R: 0 E: 0 K: 1 S: 9 H: 1 LOB: 1 BB: 0 P: 15	R: 0 E: 0 K: 1 S: 11 H: 1 LOB: 1 BB: 0 P: 14	R: 0 E: 0 K: 0 S: 11 H: 0 LOB: 1 BB: 1 P: 18	R: 1 E: 1 K: 2 S: 16 H: 3 LOB: 3 BB: 0 P: 24	R: 0 E: 1 K: 1 S: 12 H: 2 LOB: 2 BB: 0 P: 18	R: 0 E: 0 K: 0 S: 8 H: 0 LOB: 0 BB: 0 P: 12	R: 1 E: 0 K: 1 S: 9 H: 1 LOB: 0 BB: 0 P: 16		1B: 8 2B: 3 3B: 0 HR: 2	SF: 0 SAC: 0 DP: 0 HBP: 0		WP: 0 PB: 0 SB: 0 CS: 0	PA: 40		

BOTTOM

AB	38
R	6
H	13
RBI	6
BB	2
SO	7
LOB	19

PITCHER		IP	WLS	BF	H	R	ER	SO	BB	IBB	HBP	BLK	WP	HR	S	P	ERA	WHIP
38 Taylor Jordan, R ERA: 4.76	(1, 1)	5.0	L	28	10	5	5	5	1	1	0	0	0	1	67	102	9.00	2.200
64 Blake Treinen, R ERA:	(6, 1)	2.0		8	2	0	0	1	0	0	0	0	0	0	20	30	0.00	1.000
35 Craig Stammen, R ERA: 1.23	(8, 1)	1.0		4	1	1	1	1	0	0	0	0	0	1	9	16	9.00	1.000

PITCHER	IP	WLS	BF	H	R	ER	SO	BB	IBB	HBP	BLK	WP	HR	S	P	ERA	WHIP

Batter	1	2	3	4	5	6	7	8	9	AB	R	H	RBI	BB	SO	LOB
6 Anthony Rendon, R (1, 5) OBP: 0.380, SLG: 0.596	B FF 87 F FF 88 F FF 88 B SI 90 X SL 82 2-2 ① F9		C SL 81 B SI 89 C FF 89 X FF 88 1-2 ② L8		B FF 89 B SL 82 S SL 80 F FF 90 F SL 81 X SL 82 2-2 ③ G5-3			X FF 96 0-0 ② G6-3		4	0	0	0	0	0	1
34 Bryce Harper, L (1, 8) OBP: 0.383, SLG: 0.405	F FF 87 B SL 81 B SI 90 S SI 90 B SI 91 4-2 BB		C CH 83 B SI 90 B SI 90 X SI 90 2-1 28 2-4 1B			B CH 83 T FF 87 F FF 88 B FF 87 B SL 82 F SI 91 X FF 90 3-2 2B		C FF 98 B CH 88 B CH 88 F FF 97 B FF 98 B FF 96 4-2 BB		2	0	2	0	2	0	0
28 Jayson Werth, R (1, 9) OBP: 0.429, SLG: 0.524	D SL 82 C FF 89 1 SAFE F FF 91 F FF 90 1 SAFE 1 SAFE X CU 74 1-2 ② L8		C SL 83 S SL 81 D SL 82 1-2 ③ 2-4 1-2	X SL 79 0-0 ① P3		B FF 88 B FF 92 B FF 91 C FF 90 C FF 90 F FF 92 F FF 92 C SL 84 3-3 ① K		C FF 98 B FF 98 C FF 97 B FF 98 F FF 97 C SL 83 2-3 ③ K		4	0	0	0	0	2	3
25 Adam LaRoche, L (1, 3) OBP: 0.415, SLG: 0.556	S SL 81 S SI 90 F SI 90 S CU 74 0-3 ③ K			C SI 88 C SI 88 X SI 89 0-2 ② L7		B SI 91 C SI 85 S SL 82 B SI 90 X CU 74 2-2 ② L7			F SI 90 F SI 90 B SL 78 B SL 77 F SI 92 X CH 82 2-2 HR	4	1	1	1	0	1	2
20 Ian Desmond, R (1, 6) OBP: 0.275, SLG: 0.468		B FF 86 C SL 81 B FF 88 X FF 89 2-1 ① F9		B FF 89 C FF 89 F FF 86 S SL 81 1-3 ③ K		B FF 90 C SL 82 B SI 90 B FF 90 T FF 91 F SL 84 F FF 92 X FF 91 3-2 ③ L8			C SI 92 B SI 92 S SL 77 S SL 77 1-3 ① K	4	0	0	0	0	2	1
19 Kevin Frandsen, R (1, 7) (7, 4) OBP: 0.529, SLG: 0.533		C FF 88 X SI 89 0-1 1B			B FF 89 X FF 88 1-0 8 1B 59 G4-3 2B		B FF 88 C FF 89 C CH 77 B CH 79 F CH 78 X FF 91 2-2 ① L8		C SI 92 F SI 92 C SI 91 0-3 ② K	4	1	2	0	0	1	0
8 Danny Espinosa, S (1, 4) OBP: 0.375, SLG: 0.455 48 Ross Detwiler, R (7, 1) 13 Jerry Blevins, L (8, 1) 4 Zach Walters, S (9, PH)		S SI 90 B FF 89 C FF 90 B SL 82 C SI 91 2-3 ② K			X SL 81 0-0 47 SH1-3 59 G4-3 2-3 1B		C CH 78 C CU 73 X FF 92 0-2 ② F8		C SI 93 S SI 91 B SI 93 C SL 78 1-3 ③ K	3 0 0 1	0 0 0 0	1 0 0 0	0 0 0 0	0 0 0 0	1 0 0 1	1 0 0 0
59 Jose Lobaton, S (1, 2) OBP: 0.276, SLG: 0.269		S SL 83 B SI 90 B SI 91 X SL 82 2-1 ③ F9			F SI 90 B FF 88 X SL 80 1-1 ① G4-3 1-2 3-H		C FF 90 C FF 90 C FF 92 0-3 ③ K			3	0	0	1	0	1	2
47 Gio González, R (1, 1) OBP: 0.167, SLG: 0.667 21 Steven Souza Jr., R (7, 7)			C FF 87 C FF 88 B SL 79 S FF 89 1-3 ① K		S SL 82 S SL 82 X FF 90 0-2 ② SH1-3 2-3			B FF 96 B FF 96 S FF 95 F FF 96 B SL 83 S FF 96 3-3 ① K		1 1	0 0	0 0	0 0	0 0	1 1	0 0
Inning Stats	R: 0 E: 0 K: 1 S: 13 H: 0 LOB: 1 BB: 1 P: 20	R: 0 E: 0 K: 1 S: 9 H: 1 LOB: 1 BB: 0 P: 15	R: 0 E: 0 K: 1 S: 10 H: 1 LOB: 1 BB: 0 P: 15	R: 0 E: 0 K: 1 S: 7 H: 0 LOB: 0 BB: 0 P: 8	R: 1 E: 0 K: 0 S: 11 H: 2 LOB: 1 BB: 0 P: 15	R: 0 E: 0 K: 1 S: 17 H: 1 LOB: 1 BB: 0 P: 28	R: 0 E: 0 K: 1 S: 10 H: 0 LOB: 0 BB: 0 P: 12	R: 0 E: 0 K: 2 S: 10 H: 0 LOB: 1 BB: 1 P: 19	R: 1 E: 0 K: 3 S: 13 H: 1 LOB: 0 BB: 0 P: 17	1B: 3 2B: 2 3B: 0 HR: 1 SF: 0 SAC: 1 DP: 0 HBP: 0						

PITCHER		IP	WLS	BF	H	R	ER	SO	BB	IBB	HBP	BLK	WP	HR	S	P	ERA	WHIP
34 Aaron Harang, R ERA: 0.96	(1, 1)	6.0	W	24	5	1	1	5	1	0	0	0	0	0	67	101	1.50	1.000
58 Ian Thomas, L ERA: 2.45	(7, 1)	1.0		3	0	0	0	1	0	0	0	0	0	0	10	12	0.00	0.000
52 Jordan Walden, R ERA: 3.6	(8, 1)	1.0		4	0	0	0	2	1	0	0	0	0	0	10	19	0.00	1.000
50 Gus Schlosser, R ERA: 7.5	(9, 1)	1.0		4	1	1	1	3	0	0	0	0	0	1	13	17	9.00	1.000

PITCHER	IP	WLS	BF	H	R	ER	SO	BB	IBB	HBP	BLK	WP	HR	S	P	ERA	WHIP

TOP

Washington Nationals @ Atlanta Braves

Turner Field, Atlanta, GA

Sun Apr 13 2014, 1:37 PM - 4:32 PM EDT

Att. 27,919 - Partly Cloudy - 77 F

livebaseballscorecards.com

AB	31
R	2
H	6
RBI	2
BB	2
SO	11
LOB	10

1B: 3	SF: 0	WP: 0	PA: 34
2B: 2	SAC: 1	PB: 0	
3B: 0	DP: 0	SB: 0	
HR: 1	HBP: 0	CS: 0	

BOTTOM

Washington Nationals @ Atlanta Braves

Turner Field, Atlanta, GA

Sun Apr 13 2014, 1:37 PM - 4:32 PM EDT

Att. 27,919 - Partly Cloudy - 77 F

livebaseballscorecards.com

Batter	1	2	3	4	5	6	7	8	9	AB	R	H	RBI	BB	SO	LOB
22 Jason Heyward, L (1, 9) OBP: 0.286, SLG: 0.298	BB	2B		F7	F8			E6		4	3	1	1	1	0	3
2 B.J. Upton, R (1, 8) OBP: 0.229, SLG: 0.340	E1	G4-3		E8		F9		K		5	1	2	0	0	1	2
5 Freddie Freeman, L (1, 3) OBP: 0.519, SLG: 0.814	SF9	HR		HBP		F7		19 HR		3	2	2	4	0	0	0
8 Justin Upton, R (1, 7) OBP: 0.471, SLG: 0.705	HR	1B		K		FC6-4		19 HR		3	2	2	2	2	1	2
19 Andrelton Simmons, R (1, 6) OBP: 0.325, SLG: 0.472	3B	L4			F8	FC6-4		HR		5	1	2	3	0	0	2
11 Gerald Laird, R (1, 2) OBP: 0.231, SLG: 0.167	K		K		BB	K		P3		4	0	0	0	1	3	1
14 Ramiro Pena, S (1, 5) OBP: 0.231, SLG: 0.462	F9	L4			BB	G5-3				4	0	1	0	0	0	1
1 Tyler Pastornicky, R (1, 4) OBP: 0.400, SLG: 0.750		3B	K		BB	K				3	1	1	0	1	2	0
34 Aaron Harang, R (1, 1)		K		G3	K			G5-3		3	0	0	0	0	2	4
58 Ian Thomas, R (7, 1)										0	0	0	0	0	0	0
52 Jordan Walden, R (8, 1)										0	0	0	0	0	0	0
4 Ryan Doumit, S (8, PH) OBP: 0.188, SLG: 0.133										1	0	0	0	0	0	0
50 Gus Schlosser, R (9, 1)										0	0	0	0	0	0	0
Inning Stats	R: 3 E: 1 K: 1 S: 17 H: 3 LOB: 1 BB: 1 P: 26	R: 3 E: 0 K: 1 S: 14 H: 4 LOB: 1 BB: 0 P: 17	R: 0 E: 0 K: 2 S: 7 H: 0 LOB: 0 BB: 0 P: 11	R: 0 E: 1 K: 1 S: 9 H: 1 LOB: 2 BB: 0 P: 13	R: 0 E: 0 K: 1 S: 15 H: 1 LOB: 3 BB: 2 P: 24	R: 0 E: 0 K: 0 S: 7 H: 0 LOB: 1 BB: 1 P: 12	R: 0 E: 0 K: 2 S: 8 H: 0 LOB: 0 BB: 0 P: 10	R: 4 E: 1 K: 1 S: 18 H: 2 LOB: 0 BB: 1 P: 31		1B: 4 2B: 2 3B: 2 HR: 3 SF: 1 SAC: 0 DP: 0 HBP: 1						

	AB	35
	R	10
	H	11
	RBI	10
	BB	5
	SO	9
	LOB	15

WP: 0 PB: 0 SB: 1 CS: 0 PA: 42

PITCHER		IP	WLS	BF	H	R	ER	SO	BB	IBB	HBP	BLK	WP	HR	S	P	ERA	WHIP
47 Gio González, L ERA: 3.5	(1, 1)	6.0	L	32	9	6	6	6	4	0	1	0	0	2	69	103	9.00	2.167
48 Ross Detwiler, L ERA:	(7, 1)	1.2		9	2	4	0	3	1	0	0	0	0	1	23	35	0.00	1.800
13 Jerry Blevins, L ERA: 5.06	(8, 1)	0.1		1	0	0	0	0	0	0	0	0	0	0	3	6	0.00	0.000

PITCHER	IP	WLS	BF	H	R	ER	SO	BB	IBB	HBP	BLK	WP	HR	S	P	ERA	WHIP

Washington Nationals @ Miami Marlins

Marlins Park, Miami, FL

Mon Apr 14 2014, 7:12 PM - 10:07 PM EDT

Att. 18,788 - Roof Closed - 78 F

TOP

livebaseballscorecards.com

Batter	1	2	3	4	5	6	7	8	9	AB	R	H	RBI	BB	SO	LOB
6 Anthony Rendon, R (1, 5) OBP: 0.382, SLG: 0.635	C FF 91 B FF 93 X FF 92 1-1 F9 ①	B FF 93 B FF 93 C CU 78 D CU 79 X CU 80 3-1 2-H 3-H 2B		B FF 87 C FF 87 X SL 80 1-1 G1-3 ①		C SI 88 X FF 87 0-1 1-2f FC4-6 ①	X FF 88 0-0 1-H 3B			5	0	2	3	0	0	1
19 Kevin Frandsen, R (1, 7) OBP: 0.455, SLG: 0.421	B FF 92 X FF 92 1-0 G6-3 ②	B FF 93 B FF 92 F FF 93 B CU 79 B FF 93 4-1 BB		F FF 87 X SL 85 0-1 G4-3 ②		C SL 81 C SI 87 X FF 88 0-2 L9 ②	F FF 96 B FF 97 F CH 89 F CU 81 F FF 97 S FF 97 1-3 K ③			4	0	0	0	1	1	2
28 Jayson Werth, R (1, 9) OBP: 0.407, SLG: 0.511	C FF 94 B CH 85 C CH 85 F CU 79 F FF 94 X CH 86 1-2 34 3B 2B	C FF 94 B CU 81 B FF 94 F FF 94 X CU 79 2-2 F9 ②		B SL 80 F CH 86 X SL 80 1-1 F8 ③		C FF 88 B SL 81 X SL 81 1-2 G4-3 ③		B FF 96 S CH 89 S FF 97 B CU 83 B CU 82 C FF 97 3-3 K ①		5	1	1	0	0	1	3
34 Bryce Harper, L (1, 8) OBP: 0.412, SLG: 0.522 21 Steven Souza Jr., R (7, 8)	B FF 92 C FF 92 C CU 79 X FF 94 1-2 2-H 3B	F FF 94 X CU 79 0-1 F8 ③			C CH 85 F CH 84 F FF 88 B SI 89 X CH 83 1-2 20 G6-3 2B		B CU 71 X CH 82 1-0 20 E 12 1B 2B	X FF 97 0-0 P6 ②		4 1	1 0	3 0	1 0	0 0	0 0	2 0
20 Ian Desmond, R (1, 6) OBP: 0.268, SLG: 0.442	S CU 79 D CU 79 F CH 85 D CU 80 C FF 95 2-3 K ③		C FF 92 B FF 93 X CH 86 1-1 8 3B 1B		X SL 80 0-0 G6-3 ① 2-3		C FF 87 B SL 80 F SL 80 X SL 80 1-2 G6-3 ① 2-3	C FF 96 B FF 98 S CH 90 F FF 97 B CH 89 C CU 81 2-3 K ③		5	1	1	0	0	2	3
12 Tyler Moore, R (1, 3) OBP: 0.375, SLG: 0.875		B FF 92 B FF 92 X FF 93 2-0 HR	B FF 92 1 SAFE C CH 84 1 SAFE X FF 90 1-1 F9 ①		C SL 80 X SL 79 0-1 F9 ②		C SI 87 C FF 88 X SL 80 0-2 8 FC3-6 3-H 1B		B SI 88 F SI 88 B SL 79 X SL 80 2-1 41 G4-3 2B	5	1	3	2	0	0	2
8 Danny Espinosa, S (1, 4) OBP: 0.414, SLG: 0.577		C FF 93 C CU 79 X CU 80 0-2 41 1B 6 2B 2B	1 SAFE B FF 90 F FF 91 X FF 92 1-1 1-H 41 FC6-5 3B		C CU 72 B SI 87 C FF 88 H SL 78 2-2 HBP		X FF 88 0-0 FC3-6 ② 41 HR 1-2f		B SI 88 S SL 79 S SL 81 F SL 79 S SL 79 1-3 K ①	4	2	2	1	0	1	2
41 Sandy León, S (1, 2) OBP: 0.190, SLG: 0.300		C CU 77 B FF 92 B FF 92 X CH 84 2-1 27 SH1-4 6 2B 2-3 1B	X FF 92 0-0 FC6-5 ② 3-H		C CH 86 F FF 87 C FF 88 0-3 K ③		B FF 88 F FF 88 B FF 88 X SI 87 2-1 1-H HR		B SI 87 B SI 89 X SI 89 2-0 G4-3 ② 2-3	5	2	2	2	0	1	4
27 Jordan Zimmermann, R (1, 1) OBP: 0.500, SLG: 0.500 64 Blake Treinen, R (8, 1)		L FF 92 X CH 84 0-1 SH1-4 ① 1-2	C FF 93 S FF 93 S CU 80 0-3 K2-3 ③			B SI 86 C FF 87 X CH 86 1-1 6 FC4-6 1B	S FF 89 C FF 87 B SL 81 B SL 82 F SI 88 F FF 89 F FF 89 X SI 89 2-2 6 3B 1B		C SI 89 C SI 89 C SI 89 0-3 K ③	3 1	1 0	2 0	0 0	0 0	1 1	1 1

| Inning Stats | | |

BOTTOM

Batter	1	2	3	4	5	6	7	8	9	AB	R	H	RBI	BB	SO	LOB
21 Christian Yelich, L (1, 8) OBP: 0.362, SLG: 0.377	B FF 94 C FF 94 F FF 95 B FF 95 F FF 95 S SL 88 2-3 K ①		S CH 87 X FF 94 0-1 G3-1 ②		X FF 94 0-0 1B			B SI 96 X SI 96 1-0 46 PB 32 1B 1B		4	0	2	0	0	1	0
32 Derek Dietrich, L (1, 4) OBP: 0.462, SLG: 0.650	B FF 95 B FF 94 F FF 95 X FF 95 2-1 G4-3 ②		C FF 94 X CU 80 0-1 G4-3 ③		X CU 80 0-0 F9 ③			B SI 94 F SI 94 B SI 94 X SI 94 2-1 46 BB 1-2 1B		4	0	1	0	0	0	1
27 Giancarlo Stanton, R (1, 9) OBP: 0.349, SLG: 0.576	X FF 94 0-0 2B			B SL 86 C SL 86 C FF 94 B SL 88 X SL 89 2-2 9 WP 1B		B FF 92 B FF 93 B SL 86 C FF 93 F SL 86 S SL 88 3-3 K ①		S SI 96 S SI 96 B SI 93 F SI 84 D SI 96 S SL 84 2-3 K ①		4	0	2	0	0	2	2
46 Garrett Jones, L (1, 3) OBP: 0.328, SLG: 0.385	S CU 80 C FF 94 D CU 79 B FF 94 F FF 94 S SL 87 2-3 K ③			S FF 93 1 SAFE B FF 93 F FF 94 T SL 88 1-2 K ①		S FF 92 C FF 93 B SL 88 X FF 93 1-2 HR		D SI 94 B SI 94 C SI 92 D SI 93 4-1 BB 1-2 2-3		3	1	1	1	1	2	2
9 Casey McGehee, R (1, 5) OBP: 0.362, SLG: 0.420 26 Arquimedes Caminero, R (7, 1) 29 Greg Dobbs, L (8, PH) OBP: 0.111, SLG: 0.111 31 Steve Cishek, R (9, 1)		C FF 93 B SL 88 S SL 87 B FF 94 C FF 94 2-3 K ①		D SL 87 B FF 93 X FF 93 2-0 F9 ② 1-2		B FF 95 C SL 88 S FF 94 F FF 94 B FF 93 F SL 87 B FF 93 C SL 85 3-3 K ②		S SI 93 C SI 95 S SI 94 0-3 K ②		3 0 1 0	0 0 0 0	0 0 0 0	0 0 0 0	0 0 0 0	2 0 1 0	1 0 3 0
39 Jarrod Saltalamacchia, S (1, 2) OBP: 0.391, SLG: 0.462		C FF 94 F CH 86 B FF 94 X CH 87 1-2 5 1B 2B		B CU 79 S FF 94 B FF 94 B FF 93 S FF 94 B FF 92 4-2 BB		B CU 78 X FF 93 1-0 F8 ③		B SI 94 S SI 95 B SI 94 X SI 94 2-1 G3-1 ③		3	1	1	0	1	0	3
5 Reed Johnson, R (1, 7) OBP: 0.250, SLG: 0.286		B SL 85 X SL 86 1-0 3 L4-3 1B 2-H		X FF 93 0-0 F8 ③			C FF 92 X FF 93 0-1 F9 ①		B SI 95 C SI 94 X SI 93 1-1 G5-3 ①	4	0	1	1	0	0	2
3 Adeiny Hechavarría, R (1, 6) OBP: 0.345, SLG: 0.418		C FF 94 X FF 94 0-1 L4-3 ②③ 1-1			X FF 94 0-0 G4-3 ①		C FF 91 F SL 88 X FF 92 0-2 F9 ②		B SI 93 F SI 95 X SI 96 1-1 G1-3 ②	4	0	0	0	0	0	1
52 Brad Hand, L (1, 1) 45 Kevin Slowey, R (4, 1) 10 Jeff Baker, R (7, 5) OBP: 0.250, SLG: 0.143			C FF 93 C FF 93 X CU 79 0-2 G6-3 ①		C FF 92 F FF 92 B SL 87 F FF 94 S CU 80 1-3 K ②		F FF 93 B FF 92 B SL 88 X FF 92 2-1 G4-3 ③		C SI 95 F SI 96 C SL 83 0-3 K ③	1 1 2	0 0 0	0 0 0	0 0 0	0 0 0	0 1 1	0 0 0
Inning Stats	R: 0 E: 0 K: 2 S: 11 H: 1 LOB: 1 BB: 0 P: 17	R: 1 E: 0 K: 1 S: 9 H: 2 LOB: 0 BB: 0 P: 13	R: 0 E: 0 K: 0 S: 7 H: 0 LOB: 0 BB: 0 P: 7	R: 0 E: 0 K: 1 S: 10 H: 1 LOB: 2 BB: 1 P: 19	R: 0 E: 0 K: 1 S: 7 H: 1 LOB: 1 BB: 0 P: 8	R: 1 E: 0 K: 2 S: 12 H: 1 LOB: 0 BB: 0 P: 20	R: 0 E: 0 K: 0 S: 7 H: 0 LOB: 0 BB: 0 P: 9	R: 0 E: 0 K: 2 S: 13 H: 2 LOB: 3 BB: 1 P: 24	R: 0 E: 0 K: 1 S: 7 H: 0 LOB: 0 BB: 0 P: 9	1B: 5 2B: 3 3B: 0 HR: 1 SF: 0 SAC: 0 DP: 1 HBP: 0						WP: 1 PB: 1 SB: 0 CS: 0 PA: 36

PITCHER	IP	WLS	BF	H	R	ER	SO	BB	IBB	HBP	BLK	WP	HR	S	P	ERA	WHIP
27 Jordan Zimmermann, R (1, 1) ERA: 5.27	7.0	W	27	6	2	2	7	1	0	0	0	1	1	63	93	2.57	1.000
64 Blake Treinen, R (8, 1) ERA:	2.0		9	2	0	0	3	1	0	0	0	0	0	20	33	0.00	1.500

PITCHER	IP	WLS	BF	H	R	ER	SO	BB	IBB	HBP	BLK	WP	HR	S	P	ERA	WHIP

Washington Nationals @ Miami Marlins

Marlins Park, Miami, FL

Mon Apr 14 2014, 7:12 PM - 10:07 PM EDT

Att. 18,788 - Roof Closed - 78 F

livebaseballscorecards.com

AB	34
R	2
H	8
RBI	2
BB	2
SO	10
LOB	15

MIAMI

Batter	1	2	3	4	5	6	7	8	9	AB	R	H	RBI	BB	SO	LOB
6 Anthony Rendon, R (1, 5) OBP: 0.390, SLG: 0.618	B FF 92 C FF 93 B FF 92 S SL 87 F FF 94 X KC 82 2-2 34 G6-3 1B		B FF 92 C FF 92 C FF 93 S SL 87 1-3 ② K			B FF 91 B FF 90 B FF 89 B FF 91 4-0 BB		F FF 93 B FF 92 B FF 93 C FF 93 X SL 84 2-2 ② G1-3		3	0	1	0	1	1	0
34 Bryce Harper, L (1, 7) OBP: 0.400, SLG: 0.500 29 Rafael Soriano, R (8, 1)	S FF 93 L CH 85 B FF 93 1 SAFE X SI 94 1-2 ①② G6-3 1-2f		B CH 86 B SI 93 X FF 92 2-0 ③ G4-3			X FF 91 0-0 ① F7		X FF 94 0-0 21 WP 21 E 1B		4 0	1 0	1 0	0 0	0 0	0 0	2 0
28 Jayson Werth, R (1, 9) OBP: 0.421, SLG: 0.500 21 Steven Souza Jr., R (6, 9) OBP: 0.333, SLG: 0.333	B FF 93 C KC 79 B FF 94 F FF 93 B KC 81 B FF 94 4-2 20 WP 25 BB BB			F FF 92 B KC 80 B KC 78 S FF 93 B SL 87 B FF 93 4-2 25 G4-3 BB		B FF 92 X SL 84 1-0 ② F8		B SL 84 X FF 92 1-0 1-H E8 1B		1 1	0 0	0 1	0 0	2 0	0 0	1 0
25 Adam LaRoche, L (1, 3) OBP: 0.404, SLG: 0.521	C FF 92 1 SAFE C FF 93 B FF 93 1 SAFE D KC 80 B KC 80 F FF 93 B FF 93 4-2 20 FC6-4 1-2 BB			C CH 83 S KC 77 B FF 93 F SL 85 B FF 94 F KC 79 X FF 93 2-2 ① G4-3 1-2		F FF 92 D SI 92 C KC 77 D CH 88 X SI 93 2-2 ③ G3-1		X SL 83 0-0 ③ G4-3		3	0	0	0	1	0	3
20 Ian Desmond, R (1, 6) OBP: 0.259, SLG: 0.426 4 Zach Walters, S (6, 6) OBP: 0.333, SLG: 1.333	S FF 92 B SL 85 B FF 92 F FF 92 X FF 94 2-2 ③ FC6-4 1-2f 2-3			B SL 84 B FF 93 F FF 92 X FF 92 2-1 ② F8			F FF 91 X KC 78 0-1 ① L6		X FF 92 0-0 HR	2 2	0 1	0 1	0 1	0 0	0 0	3 0
8 Danny Espinosa, S (1, 4) OBP: 0.364, SLG: 0.500		B FF 92 B KC 78 S FF 92 X FF 92 2-1 ① B2		S CH 84 X FF 92 0-1 ③ G4-3			C CH 83 C CH 85 B FF 93 F KC 80 S CH 85 1-3 ② K		S SL 82 B FF 92 C FF 92 B FF 92 B SL 84 X FF 92 3-2 ① G5-3	4	0	0	0	0	1	1
15 Nate McLouth, L (1, 8) OBP: 0.300, SLG: 0.188		C FF 93 B SI 94 X FF 94 1-1 ② L8			B KC 76 B CH 85 C FF 92 X FF 92 2-1 ① F7		C SI 92 C CH 85 F FF 94 B SL 85 B FF 93 B SI 91 B FF 93 4-2 BB		B FF 92 F FF 92 C FF 91 S SL 84 1-3 ② K	3	0	0	0	1	1	0
41 Sandy León, S (1, 2) OBP: 0.200, SLG: 0.292		X FF 94 0-0 ③ G4-3			B FF 92 B KC 77 F FF 92 F FF 92 F KC 81 X CH 87 2-2 ② G4-3		C KC 76 C KC 77 B FF 92 X KC 80 1-2 ③ L8		B FF 93 B FF 93 X FF 93 2-0 1B	4	0	1	0	0	0	1
37 Stephen Strasburg, R (1, 1) 12 Tyler Moore, R (5, PH) OBP: 0.333, SLG: 0.778 35 Craig Stammen, R (5, 1) 13 Jerry Blevins, L (6, 1) 36 Tyler Clippard, R (7, 1) 19 Kevin Frandsen, R (8, PH) OBP: 0.417, SLG: 0.381 (8, 7)			B FF 91 C FF 91 B FF 91 S FF 91 B FF 92 C FF 92 3-3 ① K		C KC 77 B SI 92 F SL 87 X KC 81 1-2 ③ G4-3			C FF 92 S SL 82 S SL 83 0-3 ① K2-3	S SL 84 S SL 84 S SL 84 0-3 ③ K	1 1 0 0 0 0 2	0 0 0 0 0 0 0	0 0 0 0 0 0 0	0 0 0 0 0 0 0	1 0 0 0 0 0 2	0 0 0 0 0 0 1	0 0 0 0 0 0 0
Inning Stats	R: 0 E: 0 K: 0 S: 15 H: 1 LOB: 2 BB: 2 P: 28	R: 0 E: 0 K: 0 S: 5 H: 0 LOB: 0 BB: 0 P: 8	R: 0 E: 0 K: 2 S: 7 H: 0 LOB: 0 BB: 0 P: 13	R: 0 E: 0 K: 0 S: 11 H: 0 LOB: 1 BB: 1 P: 19	R: 0 E: 0 K: 0 S: 9 H: 0 LOB: 0 BB: 0 P: 14	R: 0 E: 0 K: 0 S: 5 H: 0 LOB: 1 BB: 1 P: 12	R: 0 E: 0 K: 1 S: 12 H: 0 LOB: 1 BB: 1 P: 18	R: 1 E: 1 K: 1 S: 9 H: 2 LOB: 1 BB: 0 P: 12	R: 1 E: 0 K: 2 S: 11 H: 2 LOB: 1 BB: 0 P: 17	1B: 4 2B: 0 3B: 0 HR: 1	SF: 0 SAC: 0 DP: 1 HBP: 0			WP: 2 PB: 0 SB: 0 CS: 0	PA: 36		

PITCHER		IP	WLS	BF	H	R	ER	SO	BB	IBB	HBP	BLK	WP	HR	S	P	ERA	WHIP
34 Tom Koehler, R ERA: 1.89	(1, 1)	7.0	W	26	1	0	0	3	5	0	0	0	1	0	64	112	0.00	0.857
43 Dan Jennings, L ERA: 2.57	(8, 1)	2.0		10	4	2	1	3	0	0	0	0	1	1	20	29	4.50	2.000

PITCHER	IP	WLS	BF	H	R	ER	SO	BB	IBB	HBP	BLK	WP	HR	S	P	ERA	WHIP

Washington Nationals @ Miami Marlins

Marlins Park, Miami, FL

Tue Apr 15 2014, 7:15 PM - 10:06 PM EDT

Att. 19,931 - Roof Closed - 78 F

TOP

livebaseballscorecards.com

AB	31
R	2
H	5
RBI	1
BB	5
SO	6
LOB	12

BOTTOM

Washington Nationals @ Miami Marlins

Marlins Park, Miami, FL

Tue Apr 15 2014, 7:15 PM - 10:06 PM EDT

Att. 19,931 - Roof Closed - 78 F

livebaseballscorecards.com

Batter	1	2	3	4	5	6	7	8	9	AB	R	H	RBI	BB	SO	LOB
21 Christian Yelich, L (1, 7) OBP: 0.381, SLG: 0.386	B FF 94 X FF 94 1-0 13 1B 27 HR 1B	C CU 79 B FF 94 B CH 88 B CH 87 S CH 87 F CH 87 B FF 95 4-2 27 WP 13 1B 46 FC3-2 BB	C CH 85 F FF 92 F FF 94 F CU 78 C CH 87 0-3 ③ K	B KC 79 F SI 91 C SI 92 B FC 87 B SI 90 X SI 91 3-2 13 E 13 1B 27 2B 1B	F FF 89 F CH 78 F FF 91 C CH 80 0-3 ① K		4	2	2	0	1	2	1
13 Marcell Ozuna, R (1, 8) OBP: 0.362, SLG: 0.473	X FF 93 0-0 27 HR 1-2 1B	S SL 87 X FF 94 0-1 46 FC3-2 27 WP 9 1B 1-2 3-H 1B		B FF 94 S SL 89 B SL 88 F CH 87 F FF 95 F CU 78 F CH 87 X SL 88 2-2 9 FC4 1B	F KC 78 B SI 90 X FC 86 1-1 E9 27 2B 1-3 1B	X CH 80 0-0 ② G3	5	3	4	1	0	0	0
27 Giancarlo Stanton, R (1, 9) OBP: 0.368, SLG: 0.635	D SL 89 S CH 87 B FF 93 X SL 88 2-1 1-H 2-H HR	C CU 79 D CH 87 B CH 88 I IN 80 I IN 78 4-1 46 FC3-2 9 1B 1-2 2-3 IBB		F FF 93 B CU 77 B FF 94 B FF 95 1 SAFE S CH 86 S CH 89 3-3 ① K	B FC 86 C SI 90 X SI 89 1-1 46 1B 1-H 3-H 2B	C FF 90 F CU 75 B FS 79 S FS 81 1-3 ③ K	4	3	2	5	1	2	1
46 Garrett Jones, L (1, 3) OBP: 0.318, SLG: 0.368	F FF 94 T FF 94 B CH 89 X CH 88 1-2 ① G3	B CH 86 X CH 87 1-0 ② FC3-2 9 1B 1-2 2-3 3-Hf		B FF 94 F FF 93 1 SAFE X FF 93 1-2 ② P6	B KC 78 B SI 89 S SI 88 F SI 88 F FC 86 F FC 86 F FC 85 X SI 90 2-2 9 1B 2-H 1B		B SL 88 F SL 87 B SL 88 X SL 82 2-1 ① P2	5	0	1	1	0	0	4
9 Casey McGehee, R (1, 5) OBP: 0.381, SLG: 0.436	C CU 79 C CU 80 S FF 96 0-3 ② K	X CU 78 0-0 1-2 2-H 3-H 1B		B FF 93 C SI 93 C SI 94 F CH 86 X FF 94 1-2 ③ FC4 1-2f	B SI 91 S FC 85 C FC 86 X FC 85 1-2 1-2 1B			F SL 88 X SL 81 0-1 1B		5	0	3	2	0	1	1
39 Jarrod Saltalamacchia, S (1, 2) OBP: 0.373, SLG: 0.432	X FF 94 0-0 1B	B CH 87 S CH 87 X FF 93 1-1 ③ F7			A SI 90 SI 90 FC 86 ① F8 F SI 90 SI 90 S FC 86 ③ 0-3 K			C FF 89 B CH 82 S FF 90 F SL 82 S SL 83 1-3 ② K		5	0	1	0	0	2	5
32 Derek Dietrich, L (1, 4) OBP: 0.452, SLG: 0.583	D CU 79 S CH 86 X FF 94 1-1 ③ L8		B FF 94 B FF 95 B FF 93 C FF 93 B FF 94 4-1 34 SH1-4 BB	C SI 91 B SI 86 X SI 91 1-1 3 BB 34 E 1B	B SI 91 B SL 85 C SI 90 B SI 90 C SI 90 F SI 91 F SI 91 X SL 87 3-2 ① F9		B SL 88 B SL 81 X FF 89 2-0 ③ L9	4	1	1	0	1	0	2
3 Adeiny Hechavarría, R (1, 6) OBP: 0.355, SLG: 0.448		X FF 94 0-0 13 1B 3B	1 SAFE C CU 77 F FF 92 1 SAFE S FF 92 0-3 ① K	B FC 87 B FC 84 B FC 89 B SI 90 4-0 34 E 1-2 BB	C SL 86 F CU 73 S SL 84 0-3 ② K					3	2	1	0	1	2	1
34 Tom Koehler, R (1, 1) OBP: 0.167, SLG: 0.167 43 Dan Jennings, L (8, 1)		C CU 78 D CU 78 S FF 94 F CU 79 S CH 88 1-3 ① K	X FF 92 0-0 ② SH1-4 1-2	X SI 88 0-0 ② FC 1-H 2-H	S SI 91 S SI 91 S SI 92 0-3 ③ K					3 0 0 0 0 2 1 0 0 0 0 0 0 0						
Inning Stats	R: 3 E: 0 K: 1 S: 13 H: 4 LOB: 1 BB: 0 P: 18	R: 3 E: 0 K: 1 S: 15 H: 3 LOB: 2 BB: 2 P: 26	R: 0 E: 0 K: 2 S: 10 H: 0 LOB: 1 BB: 1 P: 14	R: 0 E: 0 K: 1 S: 16 H: 1 LOB: 1 BB: 0 P: 23	R: 5 E: 2 K: 1 S: 23 H: 6 LOB: 2 BB: 1 P: 36	R: 0 E: 0 K: 2 S: 11 H: 0 LOB: 0 BB: 0 P: 14	R: 0 E: 0 K: 2 S: 8 H: 0 LOB: 0 BB: 0 P: 9	R: 0 E: 0 K: 1 S: 9 H: 1 LOB: 1 BB: 0 P: 14		1B: 12 2B: 1 3B: 1 HR: 1 SF: 0 SAC: 2 DP: 0 HBP: 0						

AB	38
R	11
H	15
RBI	9
BB	4
SO	11
LOB	16

WP: 1 PB: 0 SB: 0 CS: 0 PA: 43

PITCHER		IP	WLS	BF	H	R	ER	SO	BB	IBB	HBP	BLK	WP	HR	S	P	ERA	WHIP
37 Stephen Strasburg, R ERA: 6.0	(1, 1)	4.0	L	23	8	6	6	5	2	1	0	0	1	1	54	81	13.50	2.500
35 Craig Stammen, R ERA: 6.48	(5, 1)	1.0		10	6	5	5	1	1	0	0	0	0	0	23	36	45.00	7.000
13 Jerry Blevins, L ERA: 4.26	(6, 1)	1.0		3	0	0	0	2	0	0	0	0	0	0	11	14	0.00	0.000
36 Tyler Clippard, R ERA: 4.7	(7, 1)	1.0		3	0	0	0	2	0	0	0	0	0	0	8	9	0.00	0.000
29 Rafael Soriano, R ERA:	(8, 1)	1.0		4	1	0	0	1	0	0	0	0	0	0	9	14	0.00	1.000

PITCHER	IP	WLS	BF	H	R	ER	SO	BB	IBB	HBP	BLK	WP	HR	S	P	ERA	WHIP

Batter	1	2	3	4	5	6	7	8	9	AB	R	H	RBI	BB	SO	LOB
15 Nate McLouth, L (1, 8) OBP: 0.280, SLG: 0.150	C FF 93 B SI 94 B FF 95 C FF 95 X FF 96 2-2 ① F8	C SI 92 X CH 88 0-1 ③ F8	B SI 92 B SI 92 C CU 80 C CU 82 S CU 82 2-3 ① K	B FF 94 B SL 86 B FF 94 B FF 94 4-0 25 BB, 6 1B, 20 1B, BB	B FF 93 S SL 86 B SL 85 C FF 93 S SL 85 2-3 ③ K	4	1	0	0	1	2	2
6 Anthony Rendon, R (1, 5) OBP: 0.381, SLG: 0.593	B FF 95 X SI 94 1-0 ② L8	B FF 93 C CU 80 C SI 92 C CU 83 1-3 ① K	F FF 95 T FF 96 B FF 95 B FF 96 F CU 83 X CU 84 2-2 ② P4	X FF 88 0-0 25 BB, 20 1B, 1-2, 1B		4	1	1	0	0	1	2
28 Jayson Werth, R (1, 9) OBP: 0.410, SLG: 0.538	B FF 97 B FF 97 B FF 96 C FF 97 X FF 97 3-1 ③ L4	B FF 96 F SI 93 B FF 97 C CU 83 S FF 96 2-3 ② K	C CU 83 X FF 96 0-1 1-H, 3-H, HR	B SL 78 F FF 90 C FF 91 X SL 80 1-2 ① L7		4	1	1	3	0	1	2
25 Adam LaRoche, L (1, 3) OBP: 0.410, SLG: 0.510		X FF 94 0-0 ① F8	C FF 95 C FF 93 S CU 85 0-3 ③ K	B FF 92 B FF 93 F CU 80 X CH 88 2-1 1B	B CH 82 C FF 91 S FF 90 B SL 80 F SL 79 B FF 91 F FF 89 B CH 82 4-2 1-2, 2-3, 20 1B, BB					3	0	1	0	1	1	0
20 Ian Desmond, R (1, 6) OBP: 0.258, SLG: 0.414		C FF 94 B FF 96 B SI 94 C CU 81 F FF 97 S FF 97 2-3 ② K	B FF 92 F FF 94 B CU 80 B CU 81 X FF 95 3-1 ① F8	C FF 94 F FF 93 C CU 83 0-3 ③ K	S FF 90 B CH 82 B SL 78 B FF 88 X FF 89 3-1 1-2, 2-H, 3-H, 1B					4	0	1	2	0	2	1
8 Danny Espinosa, S (1, 4) OBP: 0.351, SLG: 0.500		X FF 95 0-0 2B	B CH 88 S CH 88 X CH 89 1-1 ② G4-3	C CH 88 B SI 92 B CU 80 F FF 94 S CH 88 2-3 ① K	S CH 83 F FF 92 S CH 83 0-3 ② K					4	0	1	0	0	2	2
12 Tyler Moore, R (1, 7) OBP: 0.231, SLG: 0.538		B FF 96 C FF 95 C CU 82 X CU 83 1-2 ③ F7	S CU 82 B FF 93 B SI 94 S FF 95 S CU 83 2-3 ③ K	C CU 81 B CU 82 X CU 80 1-1 ② G6-3	B FF 93 C FF 89 F FF 90 F FF 93 F CH 83 X SL 80 1-2 ③ G5-3					4	0	0	0	0	1	3
59 Jose Lobaton, S (1, 2) OBP: 0.273, SLG: 0.300			B FF 91 X FF 93 1-0 ① F9	C SI 92 B CH 86 F FF 93 F FF 94 X CU 82 1-2 57 E, 28 HR, 2B	F CU 82 B FF 94 F CH 88 B CU 82 C CU 82 2-3 ③ K	C SL 84 B FF 95 F FF 93 X SL 83 1-2 ① F7				4	1	1	0	0	1	0
57 Tanner Roark, R (1, 1) 22 Drew Storen, S (7, 1) 4 Zach Walters, S (8, PH) OBP: 0.500, SLG: 2.000 36 Tyler Clippard, R (8, 1) 21 Steven Souza Jr., R (9, PH) OBP: 0.250, SLG: 0.250 29 Rafael Soriano, R (9, 1)			C FF 94 F FF 95 F FF 96 B CU 82 C CU 81 1-3 ② K	X FF 92 0-0 FC2, 28 HR, 2-3		B SL 87 X SL 87 1-0 HR	S FF 94 B FF 94 B SL 84 B SL 83 X FF 93 3-1 ② F8			2 0 1 0 1 0	1 0 1 0 0 0	0 0 1 0 0 0	0 0 1 0 0 0	1 0 0 0 0 0	1 0 0 0 0 0
Inning Stats	R: 0 E: 0 K: 0 S: 6 H: 0 LOB: 0 BB: 0 P: 12	R: 0 E: 0 K: 1 S: 9 H: 1 LOB: 1 BB: 0 P: 12	R: 0 E: 0 K: 1 S: 7 H: 0 LOB: 0 BB: 0 P: 9	R: 0 E: 0 K: 3 S: 9 H: 0 LOB: 0 BB: 0 P: 12	R: 0 E: 0 K: 1 S: 7 H: 0 LOB: 0 BB: 0 P: 13	R: 3 E: 1 K: 2 S: 19 H: 3 LOB: 1 BB: 0 P: 26	R: 0 E: 0 K: 2 S: 8 H: 0 LOB: 0 BB: 0 P: 13	R: 3 E: 0 K: 1 S: 19 H: 3 LOB: 2 BB: 2 P: 33	R: 0 E: 0 K: 1 S: 8 H: 0 LOB: 0 BB: 0 P: 14	1B: 3 2B: 2 3B: 0 HR: 2 SF: 0 SAC: 0 DP: 0 HBP: 0	WP: 0 PB: 0 SB: 0 CS: 0 PA: 37					

PITCHER		IP	WLS	BF	H	R	ER	SO	BB	IBB	HBP	BLK	WP	HR	S	P	ERA	WHIP
16 José Fernández, R ERA: 2.66	(1, 1)	7.0		26	4	3	0	10	0	0	0	0	0	1	65	97	0.00	0.571
40 Mike Dunn, L ERA: 9.53	(8, 1)	0.0	L	2	1	2	2	0	1	0	0	0	0	1	1	6	∞	∞
44 AJ Ramos, R ERA: 1.42	(8, 1)	1.0		6	2	1	1	1	1	0	0	0	0	0	18	27	9.00	3.000
49 Carlos Marmol, R ERA: 5.14	(9, 1)	1.0		3	0	0	0	1	0	0	0	0	0	0	8	14	0.00	0.000

PITCHER	IP	WLS	BF	H	R	ER	SO	BB	IBB	HBP	BLK	WP	HR	S	P	ERA	WHIP

TOP

Washington Nationals @ Miami Marlins

Marlins Park, Miami, FL

Wed Apr 16 2014, 7:12 PM - 9:48 PM EDT

Att. 20,178 - Roof Closed - 78 F

livebaseballscorecards.com

AB	35
R	6
H	7
RBI	6
BB	2
SO	12
LOB	13

BOTTOM

Batter	1	2	3	4	5	6	7	8	9	AB	R	H	RBI	BB	SO	LOB
21 Christian Yelich, L (1, 7) OBP: 0.388, SLG: 0.383	C SI 91 S CH 84 F SI 92 C SI 93 0-3 ① K		B CU 73 B SI 92 B SI 92 B SI 92 4-0 13 1B BB		C CH 82 B CH 83 C SI 92 S CU 75 1-3 ① K		M CU 72 B SI 92 B CH 81 X SI 91 2-1 13 G6-4-3 1B			3	0	1	0	1	2	0
13 Marcell Ozuna, R (1, 8) OBP: 0.371, SLG: 0.492	X SI 92 0-0 ② G6-3		C SI 92 1 SAFE C SL 84 X SI 93 0-2 27 FC6-4 1B 1-2		S SL 83 B SL 84 B SL 82 C SI 91 X SL 83 2-2 27 E 2B		1 SAFE C SL 81 B FF 93 B FF 94 C SI 92 D SL 82 X FF 93 3-2 ②③ G6-4-3 1-2f			4	0	2	0	0	0	1
27 Giancarlo Stanton, R (1, 9) OBP: 0.347, SLG: 0.597	B SI 92 X SI 92 1-0 ③ G6-3		C SI 91 X SL 84 0-1 ③ FC6-4 1-2f		C SI 91 2 SAFE B SI 91 F SI 93 B SI 93 S SL 84 2-3 ② K			S CH 79 X FF 90 0-1 ① G6-3		4	0	0	0	0	1	3
46 Garrett Jones, L (1, 3) OBP: 0.314, SLG: 0.361		B SI 91 F SI 91 F CH 83 F SI 92 X CU 74 1-2 ① G3-1		C CU 72 F SI 92 F CU 74 X CH 84 0-2 9 32 HR 1B	X CU 72 0-0 ③ P6			C CH 79 B FF 91 B CU 75 X CH 80 2-1 ② F8		4	1	1	0	0	0	1
9 Casey McGehee, R (1, 5) OBP: 0.373, SLG: 0.424		B SI 93 C SI 92 C SI 92 X SI 92 1-2 ② G6-3		C SL 84 B SI 91 B SL 83 X SI 91 2-1 32 HR 1B 1-2		X SI 91 0-0 ① G6-3		B FF 90 B CH 80 C FF 90 C CH 79 B FS 81 X FF 91 3-2 ③ G6-3		4	1	1	0	0	0	0
39 Jarrod Saltalamacchia, S (1, 2) OBP: 0.382, SLG: 0.426		B SI 92 B CH 83 B SI 92 C SI 91 B SI 92 4-1 BB		B CU 74 F SI 92 X SI 91 1-1 ① F7		B SI 91 B SI 90 X SI 91 2-0 1B			X FF 90 0-0 ① P5	3	0	1	0	1	0	2
32 Derek Dietrich, L (1, 4) OBP: 0.429, SLG: 0.643		C SI 92 S SI 93 B SI 93 D CU 74 B CU 73 X SI 92 3-2 ③ F7		C SI 92 X SI 92 0-1 1-H 2-H HR		B SI 91 B SI 92 C SI 92 C SI 92 S CU 73 2-3 ② K			B FF 89 C FF 90 C FF 89 F SL 83 S FF 91 1-3 ② K	4	1	1	3	0	2	2
3 Adeiny Hechavarría, R (1, 6) OBP: 0.333, SLG: 0.419			L SI 91 B SL 84 X SI 92 1-1 ① G4-3	X SI 91 0-0 ② L8		C SL 80 X SL 83 0-1 ③ F9			C SL 88 X SL 85 0-1 ③ G6-3	4	0	0	0	0	0	1
16 José Fernández, R (1, 1) 5 Reed Johnson, R (7, PH) OBP: 0.235, SLG: 0.267 40 Mike Dunn, L (8, 1) 44 AJ Ramos, R (8, 1) 49 Carlos Marmol, R (9, 1)			B SI 92 B SI 91 C SI 92 X SI 92 2-1 ② G5-3	B SI 91 C SI 91 F SL 83 B SI 93 B SL 83 C SI 92 3-3 ③ K			B CU 71 B SI 90 C SI 90 F SI 90 X CU 73 2-2 ① F7			2 1 0 0 0	0 0 0 0 0	0 0 0 0 0	0 0 0 0 0	1 0 0 0 0	0 0 0 0 0	0 0 0 0 0
Inning Stats	R: 0 E: 0 K: 1 S: 6 H: 0 LOB: 0 BB: 0 P: 7	R: 0 E: 0 K: 0 S: 11 H: 0 LOB: 1 BB: 1 P: 20	R: 0 E: 0 K: 0 S: 9 H: 1 LOB: 2 BB: 1 P: 16	R: 3 E: 0 K: 1 S: 14 H: 3 LOB: 0 BB: 0 P: 20	R: 0 E: 1 K: 2 S: 10 H: 1 LOB: 1 BB: 0 P: 15	R: 0 E: 0 K: 1 S: 7 H: 1 LOB: 1 BB: 0 P: 11	R: 0 E: 0 K: 0 S: 8 H: 1 LOB: 0 BB: 0 P: 15	R: 0 E: 0 K: 0 S: 7 H: 0 LOB: 0 BB: 0 P: 12	R: 0 E: 0 K: 1 S: 7 H: 0 LOB: 0 BB: 0 P: 8	1B: 5 2B: 1 3B: 0 HR: 1 SF: 0 SAC: 0 DP: 1 HBP: 0						

PITCHER	IP	WLS	BF	H	R	ER	SO	BB	IBB	HBP	BLK	WP	HR	S	P	ERA	WHIP
57 Tanner Roark, R (1, 1) ERA: 5.29	6.1		28	7	3	3	5	2	0	0	0	0	1	62	98	4.26	1.421
22 Drew Storen, R (7, 1) ERA: 1.42	0.2	W	1	0	0	0	0	0	0	0	0	0	0	3	6	0.00	0.000
36 Tyler Clippard, R (8, 1) ERA: 4.15	1.0	H	3	0	0	0	0	0	0	0	0	0	0	7	12	0.00	0.000
29 Rafael Soriano, R (9, 1) ERA:	1.0	S	3	0	0	0	1	0	0	0	0	0	0	7	8	0.00	0.000

PITCHER	IP	WLS	BF	H	R	ER	SO	BB	IBB	HBP	BLK	WP	HR	S	P	ERA	WHIP

Washington Nationals @ Miami Marlins

Marlins Park, Miami, FL

Wed Apr 16 2014, 7:12 PM - 9:48 PM EDT

Att. 20,178 - Roof Closed - 78 F

livebaseballscorecards.com

AB	33
R	3
H	7
RBI	3
BB	2
SO	6
LOB	10

MIAMI

WP: 0 PB: 0 SB: 0 CS: 0 PA: 35

Batter	1	2	3	4	5	6	7	8	9	AB	R	H	RBI	BB	SO	LOB
13 Matt Carpenter, L (1, 5) OBP: 0.408, SLG: 0.339	C SI 89 B SI 91 B SI 89 F SI 89 X CH 80 2-2 E6 7 2B 16 1B	C SI 88 B SI 88 X CH 80 1-1 ② L9		D SI 87 X SI 87 1-0 16 FC1-2 1-2 2-3 1B		B CH 79 B CH 79 B SI 86 C SI 86 B SI 89 4-1 7 1B 1B 1-2 2-3 BB	B SI 96 X SI 95 1-0 16 1B 1-2 2-3 1B		B SL 86 F SI 91 S CU 74 B SI 91 B SL 85 X SI 91 3-2 ① F7	5	2	2	0	1	0	2
16 Kolten Wong, L (1, 4) OBP: 0.311, SLG: 0.304	C SI 88 S CH 81 X CH 82 0-2 7 2B G4-3 1-2 1B	D CH 80 C CH 80 B FF 89 F CH 82 S CH 80 2-3 ③ K		X SI 90 0-0 ② FC1-2 7 FC6-4 1-2 2-3 3-Hf		F SI 96 B SI 97 C SI 97 D SI 98 S SI 96 2-3 ② K	D SI 96 X SI 95 1-0 1-2 2-3 3-H 1B		C SL 87 S CU 74 D SL 87 D CU 75 X CU 73 2-2 ② F8	6	1	2	1	0	2	8
7 Matt Holliday, R (1, 7) OBP: 0.377, SLG: 0.407 43 Shane Robinson, R (6, 9) OBP: 0.333, SLG: 0.111	F SI 88 S SL 82 X CH 81 0-2 G4-3 4 1B 1-3 2-H 2B	B SL 80 B SL 81 B SI 88 C SI 89 B SI 90 4-1 4 G5-4-3 BB	F SI 88 B SI 90 B FF 88 X CH 79 2-1 ③ FC6-4 1-2f		B SI 97 F SI 97 X SI 97 1-1 1B 1-2 2-3 3-H 1B C SI 97 B SI 97 S SL 83 C SL 86 1-3 ③ K		S CH 85 B SI 91 B CH 84 F SL 86 B SI 92 B CH 84 4-2 48 BB BB	3 1	1 0	2 0	2 0	1 1	0 1	3 3
Matt Adams, L (1, 3) OBP: 0.385, SLG: 0.500 48 Tony Cruz, R (8, PH) OBP: 0.571, SLG: 0.400 (8, 3)	B SI 89 X SI 87 1-0 ① G4-3 2-3 3-H	C CH 80 B FF 88 B FF 88 1 SAFE C CH 80 X SI 89 2-2 ① L8	C SI 87 X SI 87 0-1 ① G3-1	F SI 98 S FF 97 F SI 98 B SI 96 X SI 96 1-2 1-3 2-H 3-H 1B	B SI 94 S SI 94 C SI 95 F SL 84 X SI 95 1-2 ① G4-3		B SI 90 C SI 90 F SL 87 F CU 74 B SL 82 D CH 84 F SI 91 B SI 90 4-2 1-2 2-3 BB	4 1	0 0	1 0	3 0	0 1	0 0	2 0
4 Yadier Molina, R (1, 2) OBP: 0.381, SLG: 0.567	C SI 88 X SI 89 0-1 3-H 1B	B SI 88 B FF 89 D SI 87 C SI 88 F SI 89 X FF 90 3-2 ② ③ G5-4-3 1-2f	C FF 88 C SL 80 B FF 90 F SI 88 X SI 88 1-2 ② G4-3	S SI 96 C SI 97 D SL 86 S SI 97 1-3 ③ K		B SL 84 B SI 95 C SI 96 C SI 95 X SL 85 2-2 21 1B 27 FC3-2 2B	F SI 90 B SI 90 C SL 86 D SI 91 F SI 90 X SI 90 2-2 ③ P3	6	0	2	1	0	1	6
21 Allen Craig, R (1, 9) OBP: 0.210, SLG: 0.228 (6, 7)	C FF 89 1 SAFE F CH 80 B CH 81 S SI 86 1-3 ② K	B SL 80 C FF 87 X CH 81 1-1 ① G5-3	X SL 80 0-0 ③ L8		B FF 94 B FF 95 S SI 94 X SI 96 2-1 ① G3	B SI 96 B SI 95 X SI 96 2-0 27 FC3-2 2-3 1B		5	0	1	0	0	1	1
27 Jhonny Peralta, R (1, 6) OBP: 0.276, SLG: 0.491	F SI 88 S SL 81 B CH 82 F CH 83 B SI 88 F CH 80 T SI 89 2-2 ③ K	C SL 81 B SI 88 B SI 88 S CH 82 B CH 81 X CH 82 3-2 19 E 50 E 2B		B SL 80 C CH 80 C SI 86 F CH 82 S SI 91 1-3 ① K X SI 95 0-0 19 FC4-6 1B	B SI 95 C SI 95 X SL 84 1-2 ② FC3-2 1-2 3-H		5	1	2	0	0	2	3
19 Jon Jay, L (1, 8) OBP: 0.323, SLG: 0.464	C SI 87 X SI 87 0-1 50 SH3-4 1B	X SI 87 0-0 E6 13 1B 50 E 16 FC1-2 2-3	B SI 88 F CH 81 B CH 81 H FF 89 3-1 13 BB 50 1B 7 1B HBP C SI 95 F SI 97 D SL 85 X SI 95 1-2 FC4-6 13 1B 50 WP 16 1B 1-2f	C SI 95 F SI 96 X SI 96 0-2 ③ F7			4	2	1	0	0	0	4
50 Adam Wainwright, R (1, 1) OBP: 0.500, SLG: 0.556	C FF 87 1 SAFE X FF 89 0-1 ① SH3-4 1-2	1 SAFE X SI 88 0-0 E4 16 FC1-2 13 1B 1-2 3-H	D SI 87 X SI 86 1-0 7 1B 13 BB 1B 1-2 1B B SI 96 B SI 95 B SI 94 C SI 95 C SI 95 B SI 96 4-2 16 1B 13 1B 1-2 BB			C SI 90 B SL 86 B SI 90 F SI 90 X CU 73 2-2 48 BB 2B	3	1	2	1	1	0	1
Inning Stats	R: 3 H: 3 E: 1 LOB: 1 K: 2 BB: 0 S: 20 P: 26	R: 0 H: 1 E: 0 LOB: 1 K: 1 BB: 0 S: 9 P: 12	R: 0 H: 0 E: 0 LOB: 0 K: 0 BB: 1 S: 7 P: 16	R: 1 H: 2 E: 2 LOB: 3 K: 0 BB: 0 S: 11 P: 18	R: 0 H: 0 E: 0 LOB: 0 K: 0 BB: 0 S: 7 P: 8	R: 3 H: 3 E: 0 LOB: 2 K: 3 BB: 1 S: 19 P: 33	R: 1 H: 3 E: 0 LOB: 3 K: 1 BB: 1 S: 13 P: 23	R: 0 H: 2 E: 0 LOB: 2 K: 0 BB: 0 S: 14 P: 20	R: 0 H: 1 E: 0 LOB: 3 K: 0 BB: 2 S: 19 P: 36	1B: 11 SF: 0 2B: 4 SAC: 1 3B: 0 DP: 1 HR: 0 HBP: 1						

PITCHER		IP	WLS	BF	H	R	ER	SO	BB	IBB	HBP	BLK	WP	HR	S	P	ERA	WHIP
38 Taylor Jordan, R ERA: 5.94	(1, 1)	5.1	L	28	7	7	5	4	2	0	1	0	0	0	61	96	8.44	1.688
64 Blake Treinen, R ERA: 1.35	(6, 1)	2.2		16	7	1	1	3	1	0	0	0	1	0	39	60	3.38	3.000
13 Jerry Blevins, L ERA: 3.68	(9, 1)	1.0		6	1	0	0	0	2	0	0	0	0	0	19	36	0.00	3.000

PITCHER	IP	WLS	BF	H	R	ER	SO	BB	IBB	HBP	BLK	WP	HR	S	P	ERA	WHIP

TOP

St. Louis Cardinals @ Washington Nationals
Nationals Park, Washington, DC
Thu Apr 17 2014, 7:08 PM - 10:17 PM EDT
Att. 28,987 - Clear - 49 F

livebaseballscorecards.com

AB	43
R	8
H	15
RBI	8
BB	5
SO	7
LOB	33

WP: 1 PA: 50
PB: 0
SB: 0
CS: 0

Batter	1	2	3	4	5	6	7	8	9	AB	R	H	RBI	BB	SO	LOB
6 Anthony Rendon, R (1, 5) OBP: 0.358, SLG: 0.556	B FF 90 B SI 90 C FC 87 F SI 92 X CU 75 2-2 ① L7		B FC 86 X FC 85 1-0 ① G6-3			C SI 88 X FC 83 0-1 ① F9		C FF 91 X FC 86 0-1 ③ FC6-4 1-2f		4	0	0	0	0	0	1
34 Bryce Harper, L (1, 7) OBP: 0.373, SLG: 0.463	X SI 90 0-0 ② B1-3		C FF 90 X CU 73 0-1 ② F8			S FF 89 S CU 73 X FF 91 0-2 ② F7			X FC 87 0-0 ① F9	4	0	0	0	0	0	0
28 Jayson Werth, R (1, 9) OBP: 0.385, SLG: 0.500	C SI 91 F FC 87 C SI 92 0-3 ③ K		B FC 86 C SI 90 X CU 75 1-1 ③ G5-3			C CU 72 X CU 66 0-1 ③ P3			B FC 86 C SI 90 X SI 91 1-1 ② L9	4	0	0	0	0	1	0
25 Adam LaRoche, L (1, 3) OBP: 0.415, SLG: 0.500		B SI 91 C SI 90 B FF 91 B CH 83 B SI 91 4-1 BB (15 G3, 20 1B)		L FC 86 B FC 89 B CU 73 X FF 91 2-1 ① F7			C SI 88 C FC 87 B CU 75 B SI 91 C FC 88 2-3 ① K		C SI 91 X CU 75 0-1 1B	3	0	1	0	1	1	0
20 Ian Desmond, R (1, 6) OBP: 0.258, SLG: 0.403		C CU 74 X SI 92 0-1 1-2 (15 G3, 1B)		F CU 72 S CU 75 B CU 73 B FC 87 S FC 87 2-3 ② K			C SI 90 X SI 91 0-1 ② G6-3		C FC 86 C CU 75 S CU 74 0-3 ③ K	4	0	1	0	0	2	1
8 Danny Espinosa, S (1, 4) OBP: 0.325, SLG: 0.459		B FF 92 D FC 89 X FF 92 2-0 ① F7		B FC 87 B SI 91 F SI 90 F FC 90 F CU 76 S CU 75 2-3 ③ K			X FC 86 0-0 ③ G3-1			3	0	0	0	0	1	2
15 Nate McLouth, L (1, 8) OBP: 0.250, SLG: 0.130		C FC 88 D CU 76 F CU 75 X CU 76 1-2 ② G3 1-2 2-3			C FF 89 B FC 86 C FF 90 X CU 75 1-2 ① F9			F SI 88 B CU 73 S FC 87 F FF 91 B CU 74 F FC 87 X CU 75 2-2 ① G3		3	0	0	0	0	0	2
59 Jose Lobaton, S (1, 2) OBP: 0.278, SLG: 0.281		I IN 67 I IN 64 I IN 64 I IN 62 4-0 IBB			S SI 89 B FF 90 S CU 74 F FF 92 B CU 73 S FC 87 2-3 ② K			C FF 90 F FC 86 F CU 76 X FC 84 0-2 ② G4-3		2	0	0	0	1	1	0
38 Taylor Jordan, R (1, 1) 64 Blake Treinen, R (6, 1) 21 Steven Souza Jr., R (8, PH) OBP: 0.400, SLG: 0.250 13 Jerry Blevins, L (9, 1)		C FC 87 C CU 74 D CU 78 B CU 76 C SI 94 2-3 ③ K			F FF 89 S FC 85 C CU 75 0-3 ③ K			F FC 84 B SI 88 C SI 89 B FC 84 B CU 75 B FF 91 4-2 BB (6 FC6-4)		2 0 0 0	0 0 0 0	0 0 0 0	0 0 0 0	2 0 1 0	3 0 0 0	
Inning Stats	R: 0 E: 0 K: 1 S: 7 H: 0 LOB: 0 BB: 0 P: 9	R: 0 E: 0 K: 1 S: 10 H: 1 LOB: 3 BB: 2 P: 23	R: 0 E: 0 K: 0 S: 5 H: 0 LOB: 0 BB: 0 P: 7	R: 0 E: 0 K: 2 S: 9 H: 0 LOB: 0 BB: 0 P: 15	R: 0 E: 0 K: 2 S: 10 H: 0 LOB: 0 BB: 0 P: 13	R: 0 E: 0 K: 0 S: 7 H: 0 LOB: 0 BB: 0 P: 7	R: 0 E: 0 K: 1 S: 6 H: 0 LOB: 0 BB: 0 P: 8	R: 0 E: 0 K: 0 S: 13 H: 0 LOB: 1 BB: 1 P: 19	R: 0 E: 0 K: 1 S: 8 H: 1 LOB: 1 BB: 0 P: 9	1B: 2 2B: 0 3B: 0 HR: 0 SF: 0 SAC: 0 DP: 0 HBP: 0						

PITCHER	IP	WLS	BF	H	R	ER	SO	BB	IBB	HBP	BLK	WP	HR	S	P	ERA	WHIP
50 Adam Wainwright, R (1, 1) ERA: 1.8	9.0	W	32	2	0	0	8	2	1	0	0	0	0	75	110	0.00	0.444

PITCHER	IP	WLS	BF	H	R	ER	SO	BB	IBB	HBP	BLK	WP	HR	S	P	ERA	WHIP

BOTTOM

St. Louis Cardinals @ Washington Nationals

Nationals Park, Washington, DC

Thu Apr 17 2014, 7:08 PM - 10:17 PM EDT

Att. 28,987 - Clear - 49 F

livebaseballscorecards.com

AB	29
R	0
H	2
RBI	0
BB	3
SO	8
LOB	9

Batter	1	2	3	4	5	6	7	8	9	AB	R	H	RBI	BB	SO	LOB
13 Matt Carpenter, L (1, 5) OBP: 0.400, SLG: 0.322	B FF 92 C FF 93 B FF 93 F FF 93 X FF 94 2-2 ① F7		C SI 93 B CU 79 F CH 84 S FF 93 1-3 ② K		B CU 79 C CU 78 F FF 93 F FF 93 X FF 94 1-2 ② L7			B CH 81 B FF 93 D CH 81 C FF 92 B FF 92 4-1 27 G1-3 BB		3	0	0	0	1	1	0
27 Jhonny Peralta, R (1, 6) OBP: 0.274, SLG: 0.464 26 Trevor Rosenthal, R (8, 1)	F SI 94 B CH 82 B FF 94 F FF 94 B CU 81 B SI 94 4-2 21 1B BB		C CU 78 S CH 85 B CH 84 B CH 84 F FF 94 F FF 94 X FF 95 2-2 ③ P3		B CH 83 F SI 93 F FF 94 S CU 80 1-3 ③ K			T CH 81 B CH 81 F FF 93 F FF 92 B FS 82 F CH 81 B FF 93 F CH 81 F FF 93 3-2 ① G1-3 1-2 2-3		3 0	0 0	0 0	0 0	1 0	1 0	2 0
7 Matt Holliday, R (1, 7) OBP: 0.356, SLG: 0.381	C FF 93 B FF 94 T FF 93 F FF 94 S FF 94 1-3 ② K			B FF 92 C CH 84 B FF 92 X FF 93 2-1 ① G6-3		X FF 92 0-0 ① F9		X SI 95 0-0 ② P3		4	0	0	0	0	1	3
21 Allen Craig, R (1, 3) OBP: 0.227, SLG: 0.262	F SI 93 B FF 93 X CH 84 1-1 1-2 1B			C CU 79 B FF 93 B FF 93 B CH 85 X SI 92 3-1 4 1B 3 1B 2B		B SI 93 X CU 77 1-0 ② G5-3		C SL 83 B FF 95 F SL 83 X FF 96 1-2 ③ G6-3		4	1	2	0	0	0	2
4 Yadier Molina, R (1, 2) OBP: 0.373, SLG: 0.547	X FF 92 0-0 ③ F7			X SI 92 0-0 3 1B 2-3 1B		B CU 76 C SI 93 B CU 78 B CH 84 X SI 92 3-1 ③ G6-3			F FF 88 B SL 88 T SL 83 F FF 88 F FF 89 B SL 84 F FF 90 F FF 91 X SI 91 2-2 ① G1-3	4	0	1	0	0	0	2
3 Mark Ellis, R (1, 4) OBP: 0.250, SLG: 0.167		B SI 92 X SI 92 1-0 ① F9		B SI 93 D CH 84 F SI 92 1 SAFE X SI 92 2-1 1-2 3-H 1B			C CH 82 F FF 93 B CU 80 B CU 79 X CH 84 2-2 ① F8		B FF 91 B FF 91 B FF 91 B FF 90 4-0 43 G1-6-3 BB	3	0	1	1	1	0	0
43 Shane Robinson, R (1, 9) OBP: 0.250, SLG: 0.077		B SI 93 B SI 93 X SI 92 2-0 ② G4-3		C CU 76 C SI 94 S CU 79 0-3 ② K			F FF 92 X FF 93 0-1 ② G4-3		C SL 85 B FF 91 F SL 85 X FF 91 1-2 ② ③ G1-6-3 1-2f	4	0	0	0	0	1	3
8 Peter Bourjos, R (1, 8) OBP: 0.262, SLG: 0.333		F SI 93 F FF 94 X FF 94 0-2 ③ P3		B CH 85 C FF 94 S CU 79 F FF 94 C FF 92 1-3 ③ K			L CH 84 B CH 83 S FF 93 B CU 80 X CH 84 2-2 ③ G2-3			3	0	0	0	0	1	2
52 Michael Wacha, R (1, 1) 19 Jon Jay, L (8, PH) OBP: 0.344, SLG: 0.517 33 Daniel Descalso, L (8, 6) OBP: 0.143, SLG: 0.150			C SI 91 F FF 93 B CU 78 B SI 93 B SI 93 S FF 94 3-3 ① K		C SI 92 F SI 92 F SI 92 B SI 93 C CH 81 1-3 ① K			C FF 90 B CU 76 S CH 80 F FS 82 F CH 81 F FF 92 F FS 80 B FF 92 X CH 81 2-2 27 G1-3 2B		2 1 0	0 0 0	0 1 0	0 0 0	0 0 0	2 0 0	0 0 0
Inning Stats	R: 0 H: 1 E: 0 LOB: 2 K: 1 BB: 1 S: 12 P: 20	R: 0 H: 0 E: 0 LOB: 0 K: 0 BB: 0 S: 5 P: 8	R: 0 H: 0 E: 0 LOB: 0 K: 2 BB: 0 S: 11 P: 17	R: 1 H: 3 E: 0 LOB: 2 K: 2 BB: 0 S: 14 P: 22	R: 0 H: 0 E: 0 LOB: 0 K: 2 BB: 0 S: 11 P: 14	R: 0 H: 0 E: 0 LOB: 0 K: 0 BB: 0 S: 4 P: 8	R: 0 H: 0 E: 0 LOB: 0 K: 0 BB: 0 S: 8 P: 12	R: 0 H: 1 E: 0 LOB: 2 K: 0 BB: 1 S: 21 P: 31	R: 0 H: 0 E: 0 LOB: 0 K: 0 BB: 1 S: 10 P: 17	1B: 3 2B: 2 3B: 0 HR: 0	SF: 0 SAC: 0 DP: 1 HBP: 0						

TOP

St. Louis Cardinals @ Washington Nationals
Nationals Park, Washington, DC
Fri Apr 18 2014, 7:08 PM - 9:40 PM EDT
Att. 31,237 - Cloudy - 50 F

livebaseballscorecards.com

AB	31
R	1
H	5
RBI	1
BB	3
SO	7
LOB	14

WP: 0 PB: 0 SB: 0 CS: 0 PA: 34

PITCHER		IP	WLS	BF	H	R	ER	SO	BB	IBB	HBP	BLK	WP	HR	S	P	ERA	WHIP
47 Gio González, L ERA: 2.88	(1, 1)	7.0	W	26	4	1	1	7	1	0	0	0	0	0	65	101	1.29	0.714
36 Tyler Clippard, R ERA: 4.0	(8, 1)	0.1	H	3	1	0	0	0	1	0	0	0	0	0	17	26	0.00	6.000
22 Drew Storen, R ERA: 1.29	(8, 1)	0.2	H	2	0	0	0	0	0	0	0	0	0	0	4	5	0.00	0.000
29 Rafael Soriano, R ERA:	(9, 1)	1.0	S	3	0	0	0	0	1	0	0	0	0	0	10	17	0.00	1.000

PITCHER	IP	WLS	BF	H	R	ER	SO	BB	IBB	HBP	BLK	WP	HR	S	P	ERA	WHIP

BOTTOM

St. Louis Cardinals @ Washington Nationals
Nationals Park, Washington, DC
Fri Apr 18 2014, 7:08 PM - 9:40 PM EDT
Att. 31,237 - Cloudy - 50 F

Batter	1	2	3	4	5	6	7	8	9	AB	R	H	RBI	BB	SO	LOB
6 Anthony Rendon, R (1, 5) OBP: 0.352, SLG: 0.582	C FF 93 X FC 90 0-1 ① G4-3		X CU 74 0-0 HR			B CU 77 X FF 93 1-0 ① F8		B FF 94 F FF 95 B SL 87 S FF 96 F FF 95 B CH 88 X FF 97 3-2 ① F8		4	1	1	1	0	0	0
34 Bryce Harper, L (1, 7) OBP: 0.365, SLG: 0.448	F FF 95 B FF 96 F CH 87 S FF 96 1-3 ② K		F CU 76 X CH 88 0-1 1B			B FF 92 X CH 85 1-0 ② G4-3		S CH 86 C FF 96 B FF 97 X CH 88 1-2 ② P5		4	0	1	0	0	1	0
28 Jayson Werth, R (1, 9) OBP: 0.362, SLG: 0.467	F FF 95 B FF 95 C FF 94 F FC 91 X CH 87 1-2 ③ G5-3		1 SAFE C FF 93 X FF 94 0-1 ③ P4			C CU 75 B FC 91 B FF 94 C CU 74 X FF 96 2-2 ③ F8		C FF 95 C SL 88 B FF 97 S FF 97 1-3 ③ K		4	0	0	0	0	1	1
25 Adam LaRoche, L (1, 3) OBP: 0.412, SLG: 0.491		B CU 74 B FC 90 B FF 92 C FF 93 X FF 94 3-1 ① P6		F FF 93 B CH 87 X CH 86 1-1 E5 20 G6-4-3			B FF 94 C FF 92 C FC 90 X FF 95 1-2 8 E 20 1B 59 FC1-2 1B			3	0	1	0	0	0	0
20 Ian Desmond, R (1, 6) OBP: 0.261, SLG: 0.400		B CU 74 C FC 88 S FF 95 C FF 96 1-3 ② K		C FF 92 C FF 92 D CH 88 B CH 87 X FC 89 2-2 ①② G6-4-3 1-2f			F FF 92 X FF 93 0-1 59 FC1-2 8 E 4 WP 1-2 1B			3	1	1	0	0	1	1
8 Danny Espinosa, S (1, 4) OBP: 0.326, SLG: 0.450		X FC 89 0-0 1B		C FF 92 B FF 93 S FF 93 S FF 96 1-3 ③ K			X CH 85 0-0 E5 59 FC1-2 4 E 1-2 2-3			3	1	1	0	0	1	2
15 Nate McLouth, L (1, 8) OBP: 0.226, SLG: 0.115		B FF 93 C FF 94 C FF 94 1 SAFE X CH 87 1-2 ③ G4-3			B CH 83 F FF 91 F FC 88 X CH 89 1-2 ① G6-3		C FF 94 F FF 94 D CH 88 S FF 94 1-3 ① K			3	0	0	0	0	1	4
59 Jose Lobaton, S (1, 2) OBP: 0.256, SLG: 0.257			C FF 92 F CH 87 B FF 96 B FF 94 S FF 93 2-3 ① K		S FF 92 F FF 93 F FF 90 B FF 96 S CU 76 1-3 ② K		X CH 88 0-0 ② FC1-2 4 WP 1-2 2-3 3-3			3	0	0	0	0	2	3
47 Gio González, R (1, 1) OBP: 0.125, SLG: 0.500 4 Zach Walters, S (7, PH) OBP: 0.400, SLG: 1.600 36 Tyler Clippard, R (8, 1) 22 Drew Storen, S (8, 1) 29 Rafael Soriano, R (9, 1)			C CU 74 B FC 90 C FF 95 B FF 96 S FF 94 2-3 ② K		C FF 94 S FF 95 B FF 97 B FF 91 X FC 90 2-2 ③ G6-3		S CH 88 B CH 87 B FF 95 D CH 87 F FF 93 X CH 86 3-2 ③ G3 1-3 2-H 3-H			2 1 0 0 0	0 0 0 0 0	0 0 0 0 0	0 0 0 0 0	0 0 0 0 0	1 0 0 0 0	0 1 0 0 0
Inning Stats	R: 0 E: 0 K: 1 S: 9 H: 0 LOB: 0 BB: 0 P: 11	R: 0 E: 0 K: 1 S: 9 H: 1 LOB: 1 BB: 0 P: 14	R: 1 E: 0 K: 2 S: 11 H: 2 LOB: 1 BB: 0 P: 15	R: 0 E: 1 K: 1 S: 8 H: 0 LOB: 0 BB: 0 P: 12	R: 0 E: 0 K: 1 S: 10 H: 0 LOB: 0 BB: 0 P: 14	R: 0 E: 0 K: 0 S: 5 H: 0 LOB: 0 BB: 0 P: 9	R: 2 E: 1 K: 1 S: 13 H: 2 LOB: 1 BB: 0 P: 18	R: 0 E: 0 K: 1 S: 10 H: 0 LOB: 0 BB: 0 P: 15		1B: 4 2B: 0 3B: 0 HR: 1 SF: 0 SAC: 0 DP: 1 HBP: 0						

PITCHER		IP	WLS	BF	H	R	ER	SO	BB	IBB	HBP	BLK	WP	HR	S	P	ERA	WHIP
52 Michael Wacha, R ERA: 1.73	(1, 1)	7.0	L	27	5	3	1	7	0	0	0	0	1	1	65	93	1.29	0.714
26 Trevor Rosenthal, R ERA: 6.48	(8, 1)	1.0		3	0	0	0	1	0	0	0	0	0	0	10	15	0.00	0.000

PITCHER	IP	WLS	BF	H	R	ER	SO	BB	IBB	HBP	BLK	WP	HR	S	P	ERA	WHIP

livebaseballscorecards.com

AB	30
R	3
H	5
RBI	1
BB	0
SO	8
LOB	12

WP: 2 PA: 30
PB: 0
SB: 0
CS: 0

Batter	1	2	3	4	5	6	7	8	9	AB	R	H	RBI	BB	SO	LOB
13 Matt Carpenter, L (1, 5) OBP: 0.392, SLG: 0.317	C FF 93 C FF 93 B FF 94 T CU 79 1-2 ① **K**	C CH 85 X FF 94 0-1 ③ **G6-3**			C CU 78 B FF 93 X FF 92 1-1 **1B**		C FF 92 1 SAFE C CU 78 X CU 78 0-2 ② **FC3-6** 19 1B 7 1B **1-2f**			4	1	1	0	0	1	2
19 Jon Jay, L (1, 8) (7, 9) OBP: 0.361, SLG: 0.515	C FF 94 X CH 86 0-1 ② **G5-3**		F FF 93 X FF 94 0-1 7 **G6-4-3** **1B**		1 SAFE F FF 93 B CU 78 C FF 93 F FF 94 F SL 86 S FF 94 1-3 ② **K**		X FF 92 0-0 7 1B **1-2** **1B**			4	0	2	0	0	1	1
7 Matt Holliday, R (1, 7) OBP: 0.351, SLG: 0.373 44 Carlos Martinez, R (7, 1) 26 Trevor Rosenthal, R (9, 1)	B SL 86 S FF 95 B FF 95 S CU 80 S CU 80 2-3 ③ **K**		1 SAFE F FF 93 B FF 93 1 SAFE C SL 86 1 SAFE B FF 93 X CU 79 2-2 ① ② **G6-4-3** **1-2f**		X FF 94 0-0 ③ **F9**		C CU 79 X FF 93 0-1 ③ **1-3** **2-H** **1B**			4 0 0	0 0 0	1 0 0	1 0 0	0 0 0	1 0 0	2 0 0
Matt Adams, L (1, 3) OBP: 0.377, SLG: 0.485		C FF 93 X CH 86 0-1 ① **F7**	B FF 93 C CU 79 X FF 93 1-1 ③ **G4-3**			B FF 94 X CH 84 1-0 27 F7 **1B**		C FF 93 X FF 94 0-1 ① **F7**		4	0	1	0	0	0	0
21 Allen Craig, R (1, 9) (7, 7) OBP: 0.243, SLG: 0.254		C SL 85 B FF 93 B FF 94 B CU 80 F FF 94 B CU 81 4-2 16 G4-3 27 E 48 1B **BB**		F FF 93 B FF 93 B SL 86 B FF 94 F FF 94 B FF 93 4-2 16 G1-3 **BB**		B FF 93 X SL 86 1-0 ① **F9**		B FF 93 F FF 94 B FF 94 X FF 93 2-1 ② **P3**		2	1	0	0	2	0	1
27 Jhonny Peralta, R (1, 6) OBP: 0.258, SLG: 0.433		F FF 94 B FF 93 S SL 87 D SL 87 X FF 94 2-2 **FC5** 16 G4-3 48 1B **1-2**		C SL 88 C FF 93 F FF 94 F CU 79 D CU 78 B FF 94 B FF 93 C SL 84 3-3 ① **K**		X CU 78 0-0 ② **F7** **1-2**		B CH 83 X FF 93 1-0 ③ **P3**		4	1	0	0	0	1	3
16 Kolten Wong, L (1, 4) OBP: 0.297, SLG: 0.288 46 Kevin Siegrist, L (6, 1) 8 Peter Bourjos, R (7, 8) OBP: 0.256, SLG: 0.325		X CH 86 0-0 ② **G4-3** **1-2** **2-3**		C FF 94 B CU 78 1 SAFE X FF 94 1-1 ② **G1-3** **1-2**		C FF 93 C CU 80 B FF 93 X CU 77 1-2 ③ **G6-3**			C FF 92 F FF 94 S FF 94 0-3 ① **K**	3 0 1	0 0 0	0 0 0	0 0 0	0 0 0	0 0 1	4 0 0
48 Tony Cruz, R (1, 2) OBP: 0.545, SLG: 0.444		C CU 78 X SL 85 0-1 31 2B **2-H** **3-H** **1B**		F SL 86 X FF 93 0-1 ③ **F8**			C FF 93 C CU 79 F CU 77 F FF 92 S FF 92 0-3 ① **K**		F FF 93 C FF 94 F SL 80 X FF 94 0-2 3 CS **1B**	4	1	2	2	0	1	1
31 Lance Lynn, S (1, 1) OBP: 0.125, SLG: 0.250 3 Mark Ellis, R (6, 4) OBP: 0.300, SLG: 0.143		B FF 94 B FF 92 C FF 92 C FF 94 X FF 93 2-2 **1-H** **2B**			C FF 92 C SL 85 B CU 78 F SL 86 C FF 92 1-3 ① **K**		F FF 93 H FF 92 1-1 13 FC3-6 **HBP**		F SI 95 B FF 94 1 SAFE F FF 94 C SL 79 1-3 ② ③ **K** **1-2**	2 1	0 0	1 0	1 0	0 0	1 1	0 1
Inning Stats	R: 0 E: 0 K: 2 S: 8 H: 0 LOB: 0 BB: 0 P: 11	R: 3 E: 1 K: 0 S: 15 H: 2 LOB: 1 BB: 1 P: 23	R: 0 E: 0 K: 0 S: 7 H: 1 LOB: 0 BB: 0 P: 10	R: 0 E: 0 K: 1 S: 11 H: 0 LOB: 1 BB: 1 P: 19	R: 0 E: 0 K: 2 S: 12 H: 1 LOB: 1 BB: 0 P: 15	R: 0 E: 0 K: 0 S: 6 H: 1 LOB: 1 BB: 0 P: 9	R: 1 E: 0 K: 1 S: 12 H: 2 LOB: 2 BB: 0 P: 13	R: 0 E: 0 K: 0 S: 5 H: 0 LOB: 0 BB: 0 P: 8	R: 0 E: 0 K: 2 S: 10 H: 1 LOB: 0 BB: 0 P: 11	1B: 7 2B: 1 3B: 0 HR: 0 SF: 0 SAC: 0 DP: 1 HBP: 1						

PITCHER		IP	WLS	BF	H	R	ER	SO	BB	IBB	HBP	BLK	WP	HR	S	P	ERA	WHIP
27 Jordan Zimmermann, R ERA: 3.92	(1, 1)	7.0	L	30	7	4	1	6	2	0	1	0	0	0	71	100	1.29	1.286
48 Ross Detwiler, L ERA:	(8, 1)	2.0		6	1	0	0	2	0	0	0	0	0	0	15	19	0.00	0.500

PITCHER	IP	WLS	BF	H	R	ER	SO	BB	IBB	HBP	BLK	WP	HR	S	P	ERA	WHIP

TOP

St. Louis Cardinals @ Washington Nationals

Nationals Park, Washington, DC

Sat Apr 19 2014, 1:07 PM - 3:50 PM EDT

Att. 41,084 - Partly Cloudy - 64 F

livebaseballscorecards.com

AB	33
R	4
H	8
RBI	4
BB	2
SO	8
LOB	15

WP: 0 PA: 36
PB: 0
SB: 0
CS: 1

BOTTOM

Batter	1	2	3	4	5	6	7	8	9	AB	R	H	RBI	BB	SO	LOB
2 Denard Span, L (1, 8) OBP: 0.311, SLG: 0.366	B FF 91 X FF 91 1-0 34 G6-3 1B		B FF 91 C FF 92 F FF 91 F FF 94 S FF 93 1-3 ② K		B CH 85 X FF 93 1-0 ③ L9		X FF 94 0-0 1B		B FF 95 X FF 97 1-0 FC1 19 G5-3 19 BLK 1-2	5	0	2	0	0	1	2
34 Bryce Harper, L (1, 7) OBP: 0.348, SLG: 0.426 19 Kevin Frandsen, R (7, 7) OBP: 0.385, SLG: 0.348	1 SAFE D SI 91 B CH 85 1 SAFE F FF 91 B SI 91 X SI 92 3-1 ①② G6-3 1-2f		X SL 88 0-0 ③ F9			F CH 84 X SI 91 0-1 ① G1-3	L FF 98 X FF 98 0-1 ③ P6		B FF 98 F FF 98 B FF 98 X FF 97 2-1 ② G5-3 1-3 2-H	3 2	0 0	0 0	0 1	0 0	0 0	2 2
28 Jayson Werth, R (1, 9) OBP: 0.351, SLG: 0.446	C CU 81 C FF 93 B CU 83 S SI 92 1-3 ③ K			S SI 90 B CU 79 F FF 93 X FF 94 1-2 ① G6-3		C FF 94 B CU 81 B CU 81 B FF 95 F FF 94 X SI 93 3-2 20 BB 25 BB 1B		C CU 82 B FF 98 F FF 99 S CU 86 1-3 ① K	C FF 98 S FF 98 S FF 99 0-3 ③ K	5	0	1	0	0	3	1
25 Adam LaRoche, L (1, 3) OBP: 0.417, SLG: 0.500		B SI 90 B SL 88 F FF 92 S SL 89 B SL 88 X FF 92 3-2 ① F8		C CH 84 B CH 85 X FF 93 1-1 ② F9		B FF 92 B SI 89 B CH 85 C CH 86 B SI 92 4-1 20 BB 1-2 BB		B FF 99 C FF 97 X CH 89 1-1 6 2B 2B		3	1	1	0	1	0	0
6 Anthony Rendon, R (1, 5) OBP: 0.360, SLG: 0.592		B SI 92 C FF 93 F FF 91 B FF 94 X SL 88 2-2 ② G1-3		B FF 93 T FF 92 X SL 89 1-1 1B		B SI 92 B SI 91 B SI 93 C SI 93 F SI 94 C SI 95 3-3 ② K		C CU 83 T SI 97 X SI 97 0-2 2-H 2B		4	0	2	1	0	1	2
20 Ian Desmond, R (1, 6) OBP: 0.274, SLG: 0.397		X SL 86 0-0 1B		1 SAFE F FF 93 B FF 94 B SI 92 F FF 93 1 SAFE S CU 80 2-3 ③ K		D CU 81 B FF 94 2 SAFE B FF 95 B SL 88 4-0 1-2 2-3 BB		X CU 85 0-0 ② G1-3		3	0	1	0	1	1	2
8 Danny Espinosa, S (1, 4) OBP: 0.319, SLG: 0.500		1 SAFE X SI 91 0-0 ③ G6-3			C FF 92 B SL 88 B FF 92 X FF 93 2-1 HR	B FF 95 B FF 95 X FF 95 2-0 ③ F8		S FF 99 F FF 100 B FF 99 T FF 98 1-2 ③ K		4	1	1	1	0	1	5
41 Sandy León, S (1, 2) OBP: 0.214, SLG: 0.269 15 Nate McLouth, L (9, PH) OBP: 0.219, SLG: 0.111			C SI 90 B FF 93 B SL 88 B SI 90 B SI 92 4-1 BB		B SI 91 X SI 91 1-0 ① F7		C FF 92 B FF 93 C FF 94 B FF 93 F FF 94 C CH 85 2-3 ① K		C FF 94 B FF 94 X CH 87 1-1 ① P3	2 1	0 0	0 0	0 0	1 0	1 0	0 0
27 Jordan Zimmermann, R (1, 1) OBP: 0.333, SLG: 0.333 12 Tyler Moore, R (7, PH) OBP: 0.214, SLG: 0.500 48 Ross Detwiler, R (8, 1) 4 Zach Walters, S (9, PH) OBP: 0.500, SLG: 1.600			X FF 91 0-0 ① B3		C FF 92 B SL 88 F FF 94 S SI 91 1-3 ② K		C FF 94 F FF 95 S FF 94 0-3 ② K		B FF 95 B FF 95 B FF 96 B FF 96 4-0 19 BLK 2 FC1 19 G5-3 BB	2 1 0 0	0 0 0 1	0 0 0 0	0 0 0 0	0 0 0 1	1 0 0 0	1 0 0 0
Inning Stats	R: 0 E: 0 K: 1 S: 6 H: 1 LOB: 0 BB: 0 P: 11	R: 0 E: 0 K: 0 S: 8 H: 1 LOB: 1 BB: 0 P: 13	R: 0 E: 0 K: 1 S: 7 H: 0 LOB: 1 BB: 1 P: 12	R: 0 E: 0 K: 1 S: 10 H: 1 LOB: 1 BB: 0 P: 15	R: 1 E: 0 K: 1 S: 8 H: 1 LOB: 0 BB: 0 P: 13	R: 0 E: 0 K: 1 S: 10 H: 1 LOB: 3 BB: 2 P: 26	R: 0 E: 0 K: 2 S: 10 H: 1 LOB: 1 BB: 0 P: 12	R: 1 E: 0 K: 2 S: 12 H: 2 LOB: 1 BB: 0 P: 15	R: 1 E: 0 K: 1 S: 8 H: 0 LOB: 1 BB: 1 P: 16	1B: 5 2B: 2 3B: 0 HR: 1	SF: 0 SAC: 0 DP: 1 HBP: 0					WP: 0 PB: 0 SB: 0 CS: 0	PA: 39	

PITCHER	IP	WLS	BF	H	R	ER	SO	BB	IBB	HBP	BLK	WP	HR	S	P	ERA	WHIP
31 Lance Lynn, R (1, 1) ERA: 3.42	5.2	W	24	5	1	1	5	3	0	0	0	0	1	48	87	1.59	1.412
46 Kevin Siegrist, L (6, 1) ERA: 4.05	1.0	H	4	1	0	0	2	0	0	0	0	0	0	9	13	0.00	1.000
44 Carlos Martinez, R (7, 1) ERA: 2.45	1.1	H	6	2	1	1	2	0	0	0	0	0	0	14	17	6.75	1.500
26 Trevor Rosenthal, R (9, 1) ERA: 6.75	1.0	S	5	0	1	1	1	1	0	0	1	0	0	8	16	9.00	1.000

PITCHER	IP	WLS	BF	H	R	ER	SO	BB	IBB	HBP	BLK	WP	HR	S	P	ERA	WHIP

St. Louis Cardinals @ Washington Nationals
Nationals Park, Washington, DC
Sat Apr 19 2014, 1:07 PM - 3:50 PM EDT
Att. 41,084 - Partly Cloudy - 64 F

livebaseballscorecards.com

AB	35
R	3
H	8
RBI	3
BB	4
SO	10
LOB	17

Batter	1	2	3	4	5	6	7	8	9	AB	R	H	RBI	BB	SO	LOB
13 Matt Carpenter, L (1, 5) OBP: 0.373, SLG: 0.299	C FF 95 C FF 95 S CU 80 0-3 ① K		B CU 80 X FF 95 1-0 ② F7		D CU 79 C CH 87 B FF 94 F CH 86 C FF 94 2-3 ③ K			C SL 85 C SI 92 S CU 75 0-3 ② K		4	0	0	0	0	3	1
19 Jon Jay, L (1, 9) OBP: 0.350, SLG: 0.486	C FF 95 S CH 91 F SI 95 B CH 89 F FF 96 X FF 96 1-2 ② L7		F FF 94 B CU 80 F CH 88 X FF 96 1-2 ③ G4-3			B CU 75 F SI 93 X FF 94 1-1 ① L7		B CU 73 X SL 86 1-0 21 1B 1B		4	0	1	0	0	0	0
21 Allen Craig, R (1, 7) OBP: 0.243, SLG: 0.254	B FF 96 S CH 89 F FF 95 F CH 90 S CU 80 1-3 ③ K			B SI 95 S CH 88 F FF 95 B FF 96 X FF 95 2-2 ① G4-3		C SI 94 B FF 94 F CH 89 F CU 79 X SI 95 1-2 ② G3-1		B CH 84 B SL 86 C SL 88 B SI 92 X SI 91 3-1 1-2 1B		4	0	1	0	0	1	0
Matt Adams, L (1, 3) OBP: 0.384, SLG: 0.514		B FF 95 X SI 95 1-0 4 1B 27 G6-4-3 2B		C CU 79 B FF 96 T FF 94 S CH 90 1-3 ② K		S CH 88 B SI 94 X FF 95 1-1 2B		C CU 74 B SL 86 C SL 88 S CU 75 1-3 ③ K		4	1	2	0	0	2	2
4 Yadier Molina, R (1, 2) OBP: 0.366, SLG: 0.529		C CU 79 F CH 88 D FF 96 F SI 95 D CH 89 X CU 80 2-2 27 G6-4-3 2-3 1B		C FF 96 C FF 95 B FF 96 B CH 89 F CH 90 S CH 90 2-3 K2-3		F CU 79 F FF 93 D CH 88 X FF 93 1-2 ③ F8			X SL 84 0-0 ① G4-3	4	0	1	0	0	1	1
27 Jhonny Peralta, R (1, 6) OBP: 0.243, SLG: 0.406		B FF 95 X FF 94 1-0 ① ② G6-4-3 1-2f 3-H			B FF 94 F CH 88 F FF 94 S FF 95 1-3 ① K		X SI 92 0-0 ① G6-3		B FF 89 B SL 82 X FF 89 2-0 ② F7	4	0	0	0	0	1	1
3 Mark Ellis, R (1, 4) OBP: 0.308, SLG: 0.200 44 Carlos Martinez, R (7, 1) 46 Kevin Siegrist, L (8, 1) 37 Pat Neshek, S (8, 1) 43 Shane Robinson, R (9, PH) OBP: 0.235, SLG: 0.071 43 Seth Maness, R (9, 1)		X FF 95 0-0 1B			C CU 77 S CU 79 S CH 89 0-3 ② K		B SI 90 B FC 86 C SI 90 X SI 92 2-1 ② L8		S FF 90 S FF 91 T FF 92 0-2 ③ K	3 0 0 0 1 0	0 0 0 0 0 0	1 0 0 0 0 0	0 0 0 0 0 0	0 0 0 0 0 0	1 0 0 0 1 0	0 0 0 0 0 0
8 Peter Bourjos, R (1, 8) OBP: 0.261, SLG: 0.310		B CU 78 1 SAFE F FF 95 S CH 89 S CH 89 1-3 ③ K		B FF 94 F FF 95 B FF 95 B CH 88 S FF 95 B CH 88 4-2 40 2B BB			X SI 92 0-0 ③ G4-3			2	1	0	0	1	1	1
40 Shelby Miller, R (1, 1) OBP: 0.286, SLG: 0.429 36 Randy Choate, L (6, 1) 33 Daniel Descalso, L (7, 4) OBP: 0.136, SLG: 0.143			C FF 95 C FF 95 B CU 79 F FF 95 B CH 89 S CH 90 2-3 ① K		1 SAFE 1 SAFE X FF 92 0-0 1-H 2B			C SI 91 B SL 86 C CU 73 X CU 74 1-2 ① G3-1		2 0 1	0 0 0	1 0 0	1 0 0	0 0 0	1 0 0	0 0 0
Inning Stats	R: 0 E: 0 K: 2 S: 12 H: 0 LOB: 0 BB: 0 P: 14	R: 1 E: 0 K: 1 S: 10 H: 3 LOB: 1 BB: 0 P: 15	R: 0 E: 0 K: 1 S: 8 H: 0 LOB: 0 BB: 0 P: 12	R: 0 E: 0 K: 2 S: 10 H: 0 LOB: 0 BB: 0 P: 15	R: 1 E: 0 K: 3 S: 12 H: 1 LOB: 1 BB: 1 P: 19	R: 0 E: 0 K: 0 S: 11 H: 1 LOB: 1 BB: 0 P: 15	R: 0 E: 0 K: 0 S: 4 H: 0 LOB: 0 BB: 0 P: 6	R: 0 E: 0 K: 2 S: 12 H: 2 LOB: 2 BB: 0 P: 18	R: 0 E: 0 K: 1 S: 5 H: 0 LOB: 0 BB: 0 P: 7	1B: 4 2B: 3 3B: 0 HR: 0	SF: 0 SAC: 0 DP: 1 HBP: 0					

PITCHER		IP	WLS	BF	H	R	ER	SO	BB	IBB	HBP	BLK	WP	HR	S	P	ERA	WHIP
37 Stephen Strasburg, R ERA: 5.33	(1, 1)	6.0		23	5	2	2	9	1	0	0	0	0	0	63	90	3.00	1.000
35 Craig Stammen, R ERA: 5.79	(7, 1)	1.0		3	0	0	0	0	0	0	0	0	0	0	4	6	0.00	0.000
13 Jerry Blevins, L ERA: 3.24	(8, 1)	1.0		5	2	0	0	2	0	0	0	0	0	0	12	18	0.00	2.000
29 Rafael Soriano, R ERA:	(9, 1)	1.0	W	3	0	0	0	1	0	0	0	0	0	0	5	7	0.00	0.000

PITCHER	IP	WLS	BF	H	R	ER	SO	BB	IBB	HBP	BLK	WP	HR	S	P	ERA	WHIP

TOP

St. Louis Cardinals @ Washington Nationals

Nationals Park, Washington, DC

Sun Apr 20 2014, 1:37 PM - 4:56 PM EDT

Att. 27,653 - Partly Cloudy - 58 F

livebaseballscorecards.com

AB	33
R	2
H	7
RBI	1
BB	1
SO	12
LOB	6

1B: 4	SF: 0	WP: 0	PA: 34
2B: 3	SAC: 0	PB: 0	
3B: 0	DP: 1	SB: 0	
HR: 0	HBP: 0	CS: 0	

BOTTOM

Batter	1	2	3	4	5	6	7	8	9	AB	R	H	RBI	BB	SO	LOB
2 Denard Span, L (1, 8) OBP: 0.294, SLG: 0.348	C FF 93 X FF 94 0-1 L9		B FF 94 F SI 95 B FF 95 B FF 94 C FF 94 X FF 94 3-2 F7		X FF 91 0-0 28 HBP 1B	C SI 85 B SL 76 F SL 75 B SL 75 B SI 84 X SI 85 3-2 FC3-2 1-2 2-3 3-Hf		B FF 94 B FF 95 C FF 94 X FF 94 2-1 G3	B CH 83 F SI 90 F CH 84 F CH 84 F SI 90 B SI 89 X CH 83 2-2 SF9 3-H	5	0	1	1	0	0	4
34 Bryce Harper, L (1, 7) OBP: 0.352, SLG: 0.415	B FF 95 X FF 94 1-0 G6-3		B FF 95 F CU 79 B FF 95 F FF 95 D CU 77 B FF 95 4-2 28 BB 1-2 BB		1 SAFE B FF 94 C FC 94 F FF 94 S FF 95 1-3 K	F SL 76 S SI 85 B SL 76 B SL 75 X SI 84 2-2 G6-3		B FF 94 X FF 95 1-0 25 S 1B		4	0	1	0	1	1	4
28 Jayson Werth, R (1, 9) OBP: 0.354, SLG: 0.426	B FF 96 X FF 95 1-0 G3-1		B FC 88 B CU 79 B FC 88 B CU 77 4-0 1-2 2-3 BB		B FF 94 1 SAFE H FF 93 2-0 6 FC6-4 1-2 HBP		X SI 96 0-0 G6-3	B FF 94 C FF 93 F FF 93 C FF 94 1-3 K		3	0	0	0	1	1	1
25 Adam LaRoche, L (1, 3) OBP: 0.416, SLG: 0.484		C FF 95 B CH 86 C FF 94 B CU 79 C CH 86 2-3 K	F FF 93 S FF 96 B FF 94 S FF 96 1-3 K		C CU 77 B CH 85 X FF 93 1-1 F9		B SI 96 X SI 96 1-0 6 1B 20 1B 1B	1 SAFE B FF 94 1 SAFE 1 SAFE B FF 94 F FF 94 B FF 94 B FF 94 4-1 1-2 BB		4	1	1	0	1	2	5
6 Anthony Rendon, R (1, 5) OBP: 0.363, SLG: 0.573		B FF 95 C FF 96 B FF 95 B FF 96 B FF 96 4-1 BB	X FF 91 0-0 P4	X FF 95 0-0 FC6-4 1-2f			B SI 97 C SI 96 B CU 83 X SI 98 2-1 20 1B 8 1B 1-2 1B	C SI 90 2 SAFE B SL 83 B SL 82 C SL 81 C SI 90 2-3 K		4	1	1	0	1	1	4
20 Ian Desmond, R (1, 6) OBP: 0.269, SLG: 0.384		F FF 96 B FF 95 S CU 78 F FF 96 X FF 96 1-2 F9	C CU 78 C FF 94 B CU 77 C CU 77 1-3 K			S CU 77 X CU 76 0-1 F7	S CU 85 S CU 86 X CU 84 0-2 59 G4-1 8 1B 1-3 2-H 1B		C SI 89 S CH 84 B FF 90 S CH 86 1-3 K	5	0	1	1	0	2	1
8 Danny Espinosa, S (1, 4) OBP: 0.365, SLG: 0.521		1 SAFE B FF 94 F FF 95 F FF 95 C FF 95 1-3 K		B FF 93 F FF 94 B FF 94 F FF 93 X CU 80 2-2 59 1B 1B		B CU 76 B FF 93 B CH 85 C FF 92 B FF 93 4-1 4 E 59 1B 2 FC3-2 BB	X FF 98 0-0 59 G4-1 1-2 3-H 1B		X SI 90 0-0 59 1B 2 SF9 1B	4	1	3	1	1	1	1
59 Jose Lobaton, S (1, 2) OBP: 0.295, SLG: 0.300			F FF 94 F CU 78 B CU 77 S FF 96 1-3 K	S FF 94 C FF 93 X FF 93 0-2 1-2 1B		B FF 94 B FF 92 F FF 92 X FF 90 2-1 2 FC3-2 4 E 1-2 1B	B CH 87 X CH 87 1-0 G4-1 1-2 2-3		C SI 90 B SI 90 X CH 84 1-1 15 BB 1-3 1B	5	0	3	0	0	1	2
37 Stephen Strasburg, R (1, 1) 4 Zach Walters, S (6, PH) OBP: 0.429, SLG: 1.333 35 Craig Stammen, R (7, 1) 19 Kevin Frandsen, R (7, PH) OBP: 0.370, SLG: 0.333 13 Jerry Blevins, L (8, 1) 29 Rafael Soriano, R (9, 1) 15 Nate McLouth, L (9, PH) OBP: 0.242, SLG: 0.111			C FF 94 B FF 95 S FF 94 B FF 95 F FF 94 F FF 95 B FF 95 B FF 94 4-2 28 BB 34 BB BB	C FF 94 F FF 94 D CU 79 B CU 77 F FF 95 F FF 96 S FF 95 2-3 K		B SI 84 X SI 85 1-0 FC5 2 FC3-2 1-2 2-3	C CU 85 B FF 97 F SI 98 D CU 87 X FF 99 2-2 G4-3		B SI 90 B SI 91 B SI 91 C FF 90 F CH 83 B CH 83 4-2 1-2 BB	1 1 0 1 0 0 0	0 0 0 0 0 0 0	0 0 0 0 0 0 0	0 0 0 0 0 0 0	1 0 0 0 0 0 1	1 0 0 0 0 0 0	2 2 0 2 0 0 0
Inning Stats	R: 0 E: 0 K: 0 S: 4 H: 0 LOB: 0 BB: 0 P: 6	R: 0 E: 0 K: 2 S: 11 H: 0 LOB: 1 BB: 1 P: 19	R: 0 E: 0 K: 2 S: 15 H: 0 LOB: 3 BB: 3 P: 32	R: 0 E: 0 K: 2 S: 15 H: 2 LOB: 2 BB: 0 P: 20	R: 0 E: 0 K: 1 S: 7 H: 1 LOB: 2 BB: 0 P: 11	R: 0 E: 1 K: 0 S: 12 H: 1 LOB: 3 BB: 1 P: 24	R: 2 E: 0 K: 0 S: 12 H: 4 LOB: 2 BB: 0 P: 18	R: 0 E: 0 K: 2 S: 10 H: 1 LOB: 2 BB: 1 P: 20	R: 1 E: 0 K: 1 S: 13 H: 2 LOB: 2 BB: 1 P: 21	1B: 11 2B: 0 3B: 0 HR: 0 SF: 1 SAC: 0 DP: 0 HBP: 1						

PITCHER		IP	WLS	BF	H	R	ER	SO	BB	IBB	HBP	BLK	WP	HR	S	P	ERA	WHIP
40 Shelby Miller, R ERA: 3.57	(1, 1)	5.1		26	4	0	0	7	5	0	1	0	0	0	57	99	0.00	1.688
36 Randy Choate, L ERA: 1.59	(6, 1)	0.2	H	3	0	0	0	0	0	0	0	0	0	0	7	13	0.00	0.000
44 Carlos Martinez, R ERA: 3.75	(7, 1)	1.0	B	7	4	2	2	0	0	0	0	0	0	0	12	18	18.00	4.000
46 Kevin Siegrist, L ERA: 3.68	(8, 1)	0.2		4	1	0	0	1	1	0	0	0	0	0	7	15	0.00	3.000
37 Pat Neshek, R ERA: 2.35	(8, 1)	0.1		1	0	0	0	1	0	0	0	0	0	0	3	5	0.00	0.000

PITCHER		IP	WLS	BF	H	R	ER	SO	BB	IBB	HBP	BLK	WP	HR	S	P	ERA	WHIP
43 Seth Maness, R ERA: 2.84	(9, 1)	0.2	L	5	2	1	1	1	1	0	0	0	0	0	13	21	13.50	4.500

St. Louis Cardinals @ Washington Nationals

Nationals Park, Washington, DC

Sun Apr 20 2014, 1:37 PM - 4:56 PM EDT

Att. 27,653 - Partly Cloudy - 58 F

livebaseballscorecards.com

AB	37
R	3
H	11
RBI	3
BB	7
SO	10
LOB	28

WP: 0 PA: 46
PB: 0
SB: 1
CS: 0

TOP

Los Angeles Angels @ Washington Nationals

Nationals Park, Washington, DC

Mon Apr 21 2014, 7:08 PM - 10:24 PM EDT

Att. 24,371 - Clear - 67 F

livebaseballscorecards.com

Batter	1	2	3	4	5	6	7	8	9	AB	R	H	RBI	BB	SO	LOB
3 JB Shuck, L (1, 7) OBP: 0.213, SLG: 0.326	C SI 91 F SI 92 B SI 93 F CU 73 C SI 92 1-3 ① K		F SI 90 X SI 89 0-1 ① G6-4-3 5 27 1B 1B		B SI 90 X SI 90 1-0 ① F8		X SI 92 0-0 ① 1B	B CU 79 F CU 80 X CU 82 1-1 ③ G3		5	0	2	0	0	1	1
27 Mike Trout, R (1, 8) OBP: 0.375, SLG: 0.600	C SI 93 C SI 94 B SI 92 B SL 84 C SI 93 2-3 ② K		1 SAFE 1 SAFE B SL 82 B SI 91 C SI 92 F SI 91 X SI 92 2-2 ② 5 G6-4-3 1-2 1B		B SI 91 F SL 83 X SI 91 1-1 ② L8		C SL 82 B SI 94 C SL 82 B SL 84 1 SAFE F SL 83 X FF 95 2-2 ③ L8		B FF 91 B FF 90 C FF 92 X FF 90 2-1 ② 5 FC5-4 1B	5	0	2	0	0	1	1
5 Albert Pujols, R (1, 3) OBP: 0.330, SLG: 0.550	C SI 92 C CU 73 B SI 94 B SI 93 B SL 84 X SI 93 3-2 ③ G5-3		X SL 82 0-0 ① ② G6-4-3 1-2f 2-3		C SI 91 B SL 83 B SL 81 X SI 90 2-1 ③ G5-3			B CU 76 B FF 92 C FF 92 X CH 81 2-1 ① E6 47 1B 44 S 2 1B	1 SAFE B CU 78 X CH 84 1-0 ① FC5-4 47 L3-6 44 1B 1-2f	5	1	0	0	0	0	3
44 Ian Stewart, L (1, 5) OBP: 0.265, SLG: 0.515		C SI 90 B CH 83 C SI 92 S CU 75 1-3 ① K	C CU 73 B SI 91 X SI 90 1-1 ③ F8			S SI 90 B SI 91 X SI 91 1-1 ① F7		F FF 93 B CH 81 B CH 81 S FF 92 S FF 93 2-3 ① K 1-2	C CU 80 X CU 80 0-1 1-2 1B	5	0	1	0	0	2	2
47 Howie Kendrick, R (1, 4) OBP: 0.352, SLG: 0.407		F SI 92 B SI 92 X SI 92 1-1 2 1B 1B		C SI 92 B SI 90 X SL 84 1-1 ① G4-3		B CU 72 S SL 82 C SI 90 X SI 92 1-2 ② G3		B CU 77 X CH 82 1-0 17 BB 28 E 2 1B 2-3 1B	C CU 80 F CU 86 F FF 92 X FF 91 0-2 ② ③ L3-6 2-2	5	1	2	0	0	0	2
0 Brennan Boesch, L (1, 9) OBP: 0.250, SLG: 0.333 7 Collin Cowgill, R (8, 9) OBP: 0.429, SLG: 0.632		1 SAFE X SI 92 0-0 ② F7	C CU 72 B SI 92 B CU 72 X SI 91 2-1 ② G4-3			B CU 72 S CU 71 C SI 91 B SI 92 X SI 91 2-2 1B		1 SAFE C FF 93 1 SAFE X CH 80 0-1 ② P6		4 0	0 0	1 0	0 0	0 0	0 0	3 0
2 Erick Aybar, S (1, 6) OBP: 0.260, SLG: 0.284		F SI 92 F SI 92 P PO 83 D CU 74 1 SAFE X CU 74 2-2 17 BB 1-3 1B	F SI 91 B SI 91 X CH 82 1-1 2B			F SI 91 X SI 91 0-1 ③ G1-3		X FF 93 0-0 17 BB 28 E 1-2 3-H 1B		4	1	3	1	0	0	1
17 Chris Iannetta, R (1, 2) OBP: 0.364, SLG: 0.429		C SI 93 B SL 83 C SL 83 B SI 94 D CU 74 B CU 73 4-2 1-2 BB	I IN 63 I IN 68 I IN 70 I IN 72 4-0 IBB				S SL 79 B SI 90 B SL 80 F SL 80 F SI 90 B SI 91 X SI 90 3-2 ① G4-3	B CH 81 B FF 93 T FF 93 B FF 93 B FF 93 4-1 28 E 1-2 2-3 BB		1	1	0	0	3	0	0
Garrett Richards, R (1, 1) 6 David Freese, R (7, PH) OBP: 0.194, SLG: 0.193 59 Fernando Salas, R (7, 1) 28 Raul Ibanez, L (8, PH) OBP: 0.224, SLG: 0.339 38 Joe Smith, R (8, 1) 49 Ernesto Frieri, R (9, 1)		B SI 93 C SI 91 S SL 83 B SI 92 S SL 82 2-3 ③ K	F SI 89 B SL 81 D SL 81 X SI 90 2-1 ③ G4-3				B SI 91 F SL 82 F SI 90 B CU 74 C SI 92 2-3 ② K	S CH 81 X CH 82 0-1 E6 1-H 2-H 3-H 2B		2 1 0 1 0 0	0 0 0 0 0 0	0 0 0 1 0 0	0 1 0 3 0 0	1 1 0 0 0 0	5 0 0 0 0 0
Inning Stats	R: 0 E: 0 K: 2 S: 10 H: 0 LOB: 0 BB: 0 P: 16	R: 0 E: 0 K: 2 S: 15 H: 2 LOB: 3 BB: 1 P: 24	R: 0 E: 0 K: 0 S: 8 H: 2 LOB: 1 BB: 0 P: 11	R: 0 E: 0 K: 0 S: 8 H: 1 LOB: 2 BB: 1 P: 18	R: 0 E: 0 K: 0 S: 5 H: 0 LOB: 0 BB: 0 P: 9	R: 0 E: 0 K: 0 S: 10 H: 1 LOB: 1 BB: 0 P: 14	R: 0 E: 0 K: 1 S: 12 H: 1 LOB: 1 BB: 0 P: 19	R: 4 E: 2 K: 1 S: 14 H: 3 LOB: 1 BB: 1 P: 24	R: 0 E: 0 K: 0 S: 9 H: 2 LOB: 1 BB: 0 P: 12	1B: 10 2B: 3 3B: 0 HR: 0 SF: 0 SAC: 0 DP: 2 HBP: 0						

	AB	38
	R	4
	H	12
	RBI	4
	BB	3
	SO	6
	LOB	18

WP: 0 PB: 0 SB: 1 CS: 0 PA: 41

PITCHER		IP	WLS	BF	H	R	ER	SO	BB	IBB	HBP	BLK	WP	HR	S	P	ERA	WHIP
57 Tanner Roark, R ERA: 3.8	(1, 1)	6.2		28	7	0	0	5	1	1	0	0	0	0	64	105	0.00	1.200
22 Drew Storen, R ERA: 1.23	(7, 1)	0.1	H	1	0	0	0	0	0	0	0	0	0	0	4	6	0.00	0.000
36 Tyler Clippard, R ERA: 3.72	(8, 1)	0.2	L	7	3	4	0	1	1	0	0	0	0	0	12	21	0.00	6.000
31 Xavier Cedeño, L ERA:	(8, 1)	1.1		5	2	0	0	0	0	0	0	0	0	0	11	15	0.00	1.500

PITCHER		IP	WLS	BF	H	R	ER	SO	BB	IBB	HBP	BLK	WP	HR	S	P	ERA	WHIP

BOTTOM

Angeles Angels @ Washington Nationals

Nationals Park, Washington, DC

Mon Apr 21 2014, 7:08 PM - 10:24 PM EDT

Att. 24,371 - Clear - 67 F

livebaseballscorecards.com

Batter	1	2	3	4	5	6	7	8	9	AB	R	H	RBI	BB	SO	LOB
2 Denard Span, L (1, 8) OBP: 0.286, SLG: 0.320	B FF 96 C FF 96 X SI 98 1-1 G6-3 ①			B FF 97 F SI 96 B SI 95 B SI 97 B FF 96 4-1 28 HBP 34 WP 25 FC4-6 BB	B FF 95 L SI 96 B SI 95 L SI 95 S SL 87 2-3 K2-3 ③			C FF 88 X SI 88 0-1 G1-3 ①	B SI 95 F SI 93 F FF 94 F SL 81 T SI 93 1-2 K ③	4	1	0	0	1	2	2
34 Bryce Harper, L (1, 7) OBP: 0.347, SLG: 0.397	B SI 98 B SI 98 F SI 97 B FF 96 F SI 97 F SL 90 S FF 98 3-3 K ②			B CU 81 B SI 96 D SI 96 C SI 94 B SI 96 4-1 25 FC4-6 28 HBP 6 FC3-2 1-2 BB		S SI 96 B CU 80 X FF 95 1-1 P6 ①		C FF 88 B SL 79 C FF 88 B SL 81 B SL 79 X FF 89 3-2 G3 ②		3	0	0	0	1	1	0
28 Jayson Werth, R (1, 9) OBP: 0.373, SLG: 0.420	C FF 98 X SI 97 0-1 P6 ③			C FF 95 F SL 86 H SI 95 1-2 25 FC4-6 1-2 2-3 HBP		B FF 97 C FF 96 B CU 79 S FF 95 B SL 86 B FF 95 4-2 BB		C SI 88 B FF 89 B SL 80 B SI 88 C SI 88 B SI 88 4-2 25 1B BB		1	0	0	0	2	0	0
25 Adam LaRoche, L (1, 3) OBP: 0.407, SLG: 0.471		S SI 96 B FF 97 B SI 96 C FF 96 F CU 81 X SI 97 2-2 L7 ①		B SI 95 X SI 94 1-0 FC4-6 6 FC3-2 1-2f 2-3 3-H		B SI 94 B SI 96 1 SAFE B SI 96 C FF 95 F SI 95 X SI 96 3-2 P4 ②		C SI 87 B FF 88 X SI 87 1-1 1-2 1B		4	0	1	1	0	0	3
6 Anthony Rendon, R (1, 5) OBP: 0.345, SLG: 0.544		B FF 98 C SI 97 F SI 98 F FF 96 B SL 89 X FF 97 2-2 F9 ②		C FC 95 F SI 95 B SL 86 X CU 78 1-2 FC3-2 1-2 3-H		B FF 97 F FF 96 B SL 84 F FF 95 1 SAFE 1 SAFE F SL 87 B CU 78 F SL 86 3-3 C FF 96 K ③		C SI 87 B SL 80 C SI 88 B SL 79 B SL 81 X SI 88 3-2 G3 ③		4	0	0	0	0	1	5
20 Ian Desmond, R (1, 6) OBP: 0.268, SLG: 0.416		B FF 97 S FF 96 F SL 88 B FF 96 B FF 96 C SL 87 3-3 K ③		B FF 96 C FF 97 B FF 97 S FF 97 X FF 96 2-2 G4-3 ③			C FF 92 B KC 86 S FF 92 F CH 87 S FF 92 1-3 K ①		C SI 94 X SI 94 0-1 HR	4	1	1	1	0	2	2
8 Danny Espinosa, S (1, 4) OBP: 0.339, SLG: 0.481			C SI 95 L FF 98 B CU 80 B SL 91 S SI 96 2-3 K ①		X SI 95 0-0 G3 ①		C FF 92 B FF 93 X FF 93 1-1 L9 ②		C SI 95 F SI 94 S SI 95 0-3 K ①	4	0	0	0	0	2	0
59 Jose Lobaton, S (1, 2) OBP: 0.333, SLG: 0.310			B SI 96 X SI 97 1-0 1B ②		B SI 96 B SI 95 B SI 96 B FF 94 4-0 BB		B CH 87 S FF 92 B CH 87 C KC 84 F FF 93 B CH 86 F CH 87 B FF 92 4-2 BB		F SI 95 C CH 87 B FF 94 S SI 95 1-3 K ②	2	0	1	0	2	1	0
57 Tanner Roark, R (1, 1) 22 Drew Storen, S (7, 1) 4 Zach Walters, S (7, PH) OBP: 0.375, SLG: 1.143 36 Tyler Clippard, R (8, 1) 31 Xavier Cedeño, L (8, 1) 15 Nate McLouth, L (9, PH) OBP: 0.265, SLG: 0.111			C FF 96 X FF 97 0-1 G6-3 ③		L L L FF 95 0-3 K ②		F FF 93 F CH 87 S CH 88 0-3 K ③		B FF 94 B SI 94 C SI 94 B FF 93 C SI 93 F SI 94 F SI 95 B SI 94 4-2 2 DI BB	2 0 1 0 0 0	0 0 0 0 0 0	0 0 0 0 0 0	0 0 0 0 0 0	1 0 1 0 0 1	1 0 1 0 0 0	1 0 1 0 0 0
Inning Stats	R: 0 E: 0 K: 1 S: 8 H: 0 LOB: 0 BB: 0 P: 12	R: 0 E: 0 K: 1 S: 11 H: 0 LOB: 0 BB: 0 P: 18	R: 0 E: 0 K: 1 S: 6 H: 1 LOB: 0 BB: 0 P: 9	R: 1 E: 0 K: 0 S: 11 H: 0 LOB: 2 BB: 2 P: 24	R: 0 E: 0 K: 2 S: 7 H: 0 LOB: 1 BB: 1 P: 13	R: 0 E: 0 K: 1 S: 12 H: 0 LOB: 1 BB: 1 P: 23	R: 0 E: 0 K: 2 S: 13 H: 0 LOB: 1 BB: 1 P: 19	R: 0 E: 0 K: 0 S: 12 H: 1 LOB: 2 BB: 1 P: 23	R: 1 E: 0 K: 3 S: 16 H: 1 LOB: 1 BB: 1 P: 22	1B: 2 2B: 0 3B: 0 HR: 1	SF: 0 SAC: 0 DP: 0 HBP: 1						

	AB	29
	R	2
	H	3
	RBI	2
	BB	7
	SO	11
	LOB	14

WP: 1 PB: 0 SB: 0 CS: 0 PA: 37

PITCHER		IP	WLS	BF	H	R	ER	SO	BB	IBB	HBP	BLK	WP	HR	S	P	ERA	WHIP
Garrett Richards, R (1, 1) ERA: 2.52		6.0		23	1	1	1	6	4	0	1	0	1	0	55	99	1.50	0.833
59 Fernando Salas, R (7, 1) ERA: 2.79		1.0	W	4	0	0	0	2	1	0	0	0	0	0	13	19	0.00	1.000
38 Joe Smith, R (8, 1) ERA: 4.0		1.0	H	5	1	0	0	0	1	0	0	0	0	0	12	23	0.00	2.000
49 Ernesto Frieri, R (9, 1) ERA: 5.4		1.0	S	5	1	1	1	3	1	0	0	0	0	1	16	22	9.00	2.000

PITCHER	IP	WLS	BF	H	R	ER	SO	BB	IBB	HBP	BLK	WP	HR	S	P	ERA	WHIP

Los Angeles Angels @ Washington Nationals

Nationals Park, Washington, DC

Tue Apr 22 2014, 7:07 PM - 9:50 PM EDT

Att. 21,915 - Cloudy - 68 F

TOP

livebaseballscorecards.com

Batter	1	2	3	4	5	6	7	8	9	AB	R	H	RBI	BB	SO	LOB
3 JB Shuck, L (1, 9) (7, 7) OBP: 0.212, SLG: 0.333	C SI 90 X SI 92 0-1 5 HR 2B	X SI 88 0-0 ① G3		C CH 81 F CH 82 S CH 82 0-3 ③ K		B SI 92 X SI 92 1-0 ③ L7			B SI 95 B CH 87 F SI 94 B SL 86 X SI 94 3-1 ② G4-3	5	1	1	0	0	1	1
27 Mike Trout, R (1, 8) OBP: 0.366, SLG: 0.576	C FF 91 X SI 90 0-1 E5 5 HR	C FF 89 B SL 83 F CH 82 C FF 92 1-3 ② K			B SL 82 C SL 81 B FF 91 X CH 82 2-1 5 HR 1B		C SI 92 C KC 80 B SI 92 B FC 89 B SI 93 C SI 92 3-3 ① K		B FF 95 B SL 85 F SI 94 B SL 86 C SI 95 S SL 85 3-3 ③ K	5	2	1	0	0	3	1
5 Albert Pujols, R (1, 3) OBP: 0.337, SLG: 0.619	B SL 82 C FF 91 X CH 82 1-1 1-H 2-H HR	B FF 91 F SL 83 F FF 91 S SL 81 1-3 ③ K			1 SAFE C FF 90 1 SAFE B FF 91 1 SAFE F FF 89 X SI 89 1-2 1-H HR		X FC 88 0-0 ② G6-3			4	2	2	5	0	1	0
28 Raul Ibanez, L (1, 7) OBP: 0.211, SLG: 0.318 7 Collin Cowgill, R (7, 9) OBP: 0.429, SLG: 0.632	C SI 92 S CH 83 X FF 91 0-2 ① F8	X SI 87 0-0 ① B1-3			F SI 90 X CH 82 0-1 ① G4-3		B KC 79 B SI 91 C SI 91 X FC 88 2-1 ③ G3			4 0	0 0	0 0	0 0	0 0	0 0	0 0
47 Howie Kendrick, R (1, 4) OBP: 0.359, SLG: 0.424	C FF 90 B FF 91 B SI 91 X SL 82 2-1 2 G3-1 17 1B 2B	C SI 90 B SI 90 B SI 90 X CH 83 2-1 ② G5-3			X SL 81 0-0 2 1B 1B			C SI 91 X SL 86 0-1 ① G4-3		4	1	2	0	0	0	0
2 Erick Aybar, S (1, 6) OBP: 0.273, SLG: 0.310	B SI 88 C SI 89 S SI 87 X CH 82 1-2 ② G3-1 2-3	X CH 82 0-0 ③ G3-1			1 SAFE X CH 77 0-0 6 CS 1-3 1B			X SL 87 0-0 6 S 6 SF9 2B		4	1	2	0	0	0	1
6 David Freese, R (1, 5) OBP: 0.197, SLG: 0.186	D SL 81 S CH 83 F SI 89 D CH 80 F SI 91 F SI 90 H CH 81 3-2 17 1B HBP			C FF 89 X SI 87 0-1 E5 45 G5-3	D CH 81 1 SAFE F CH 80 C SI 88 B SL 80 B SL 81 F CH 80 S CH 80 3-3 ② ③ K 1-2			B CU 75 B SL 88 B SL 88 C SI 92 F SL 89 X CU 74 3-2 ② SF9 2-H		2	0	0	1	0	1	2
17 Chris Iannetta, R (1, 2) OBP: 0.356, SLG: 0.413	C SI 88 B SI 88 B SL 80 X SI 89 2-1 1-2 3-H 1B			F SI 89 X SI 89 0-1 ① G5-3		X SI 91 0-0 ① G5-3		C SL 84 X SI 91 0-1 ③ P5		4	0	1	1	0	0	1
45 Tyler Skaggs, L (1, 1) 58 Michael Kohn, R (8, 1) 44 Ian Stewart, L (9, PH) OBP: 0.257, SLG: 0.500 40 Kevin Jepsen, R (9, 1)	C SI 87 S SI 89 S CH 81 0-3 ③ K			B SI 89 B SI 89 T SI 84 S SI 89 B CH 80 X SI 89 3-2 ② G5-3 2-3		C SI 92 C KC 79 B KC 79 B FC 86 S FC 86 2-3 ② K			C SI 95 S FF 95 B SL 86 C SL 85 1-3 ① K	3 0 1 0	0 0 0 0	0 0 0 0	0 0 0 0	0 0 0 0	2 0 1 0	3 0 0 0

	AB	36
	R	7
	H	9
	RBI	7
	BB	0
	SO	9
	LOB	9

Inning Stats																		
	R: 4	H: 4	R: 0	H: 0	R: 0	H: 0	R: 0	H: 0	R: 2	H: 4	R: 0	H: 0	R: 0	H: 0	R: 1	H: 1	R: 0	H: 0
	E: 1	LOB: 2	E: 0	LOB: 0	E: 0	LOB: 0	E: 1	LOB: 1	E: 0	LOB: 2	E: 0	LOB: 0	E: 0	LOB: 0	E: 0	LOB: 0	E: 0	LOB: 0
	K: 1	BB: 0	K: 2	BB: 0	K: 0	BB: 0	K: 1	BB: 0	K: 1	BB: 0	K: 1	BB: 0	K: 1	BB: 0	K: 0	BB: 0	K: 2	BB: 0
	S: 23	P: 32	S: 7	P: 9	S: 4	P: 6	S: 10	P: 13	S: 13	P: 19	S: 5	P: 8	S: 6	P: 11	S: 8	P: 11	S: 8	P: 15

1B: 4	SF: 1	WP: 0	PA: 38
2B: 4	SAC: 0	PB: 0	
3B: 0	DP: 1	SB: 1	
HR: 2	HBP: 1	CS: 1	

PITCHER		IP	WLS	BF	H	R	ER	SO	BB	IBB	HBP	BLK	WP	HR	S	P	ERA	WHIP
38 Taylor Jordan, R ERA: 6.23	(1, 1)	5.0	L	25	8	6	4	5	0	0	1	0	0	2	57	79	7.20	1.600
35 Craig Stammen, R ERA: 4.76	(6, 1)	2.0		6	0	0	0	2	0	0	0	0	0	0	11	19	0.00	0.000
13 Jerry Blevins, L ERA: 3.86	(8, 1)	1.0		4	1	1	1	0	0	0	0	0	0	0	8	11	9.00	1.000
30 Aaron Barrett, R ERA:	(9, 1)	1.0		3	0	0	0	2	0	0	0	0	0	0	8	15	0.00	0.000

PITCHER		IP	WLS	BF	H	R	ER	SO	BB	IBB	HBP	BLK	WP	HR	S	P	ERA	WHIP

BOTTOM

Angeles Angels @ Washington Nationals

Nationals Park, Washington, DC

Tue Apr 22 2014, 7:07 PM - 9:50 PM EDT

Att. 21,915 - Cloudy - 68 F

livebaseballscorecards.com

Batter	1	2	3	4	5	6	7	8	9	AB	R	H	RBI	BB	SO	LOB
2 Denard Span, L (1, 8) OBP: 0.283, SLG: 0.302	C FF 92 B FF 92 S FF 92 F FF 94 X CU 78 1-2 G4-3 ①		B FF 91 D CU 74 B FF 91 C FF 91 B FF 92 4-1 28 G5-4-3 8 WP 1-2 BB		C FF 90 C CU 72 X CU 74 0-2 L7 ②			B FF 95 B FF 95 C FF 94 X FF 94 2-1 G3 ①		3	0	0	0	1	0	0
8 Danny Espinosa, S (1, 4) OBP: 0.333, SLG: 0.455	B FF 93 F FF 93 F FF 93 F CH 86 S CH 86 1-3 K ②		B CH 84 D CH 85 F SI 92 T FF 93 H CU 78 3-2 28 G5-4-3 1-2 2-3 3-H HBP		X SI 90 0-0 P2 ③			B FF 94 X FF 94 1-0 P3 ②		3	0	0	0	0	1	0
28 Jayson Werth, R (1, 9) OBP: 0.379, SLG: 0.431	C FF 92 B SI 93 B SI 93 X FF 93 2-1 2B		F SI 93 D CH 85 B CU 76 X SI 93 2-1 G5-4-3 ① ② 1-2f 2-3 3-H			B SI 90 B SI 90 B FF 90 B FF 91 4-0 20 G6-4-3 BB		C FF 95 B SL 83 S SL 82 X FF 95 1-2 L8 ③		3	0	1	0	1	0	2
6 Anthony Rendon, R (1, 5) OBP: 0.341, SLG: 0.524	F FF 92 B SI 92 X SI 93 1-1 L9 ③		B CU 76 B SI 93 B SI 92 C SI 92 B FF 92 4-1 BB			B SI 90 B FF 92 C SI 91 X SI 91 2-1 L8 ①			B FF 94 C FF 95 X SI 94 1-1 L9 ①	3	0	0	0	1	0	2
20 Ian Desmond, R (1, 6) OBP: 0.256, SLG: 0.395		F SI 92 F CH 85 F FF 93 S CU 78 0-3 K ①	D CH 85 F SI 93 B CU 77 S SI 92 X CH 84 2-2 P3 ③			C CH 83 B SI 92 X SI 92 1-1 G6-4-3 ② ③ 1-2f			B FF 95 S SI 95 F CH 85 B SI 94 S CH 85 2-3 K ②	4	0	0	0	0	2	3
34 Bryce Harper, L (1, 7) OBP: 0.329, SLG: 0.375		B FF 93 X FF 93 1-0 F7 ②		X FF 91 0-0 G4-3 ①			B CU 71 C FF 90 F FF 90 C FF 92 1-3 K ①		C SI 94 S CU 84 S CH 86 0-3 K ③	4	0	0	0	0	2	0
12 Tyler Moore, R (1, 3) OBP: 0.235, SLG: 0.438		C FF 93 S CH 85 B FF 93 S CU 78 1-3 K ③		B FF 92 B SI 92 X FF 91 2-0 F8 ②			B CH 83 B FF 92 B SI 91 B FF 91 4-0 41 G6-3 BB			2	0	0	0	1	1	0
41 Sandy León, S (1, 2) OBP: 0.226, SLG: 0.310			X FF 91 0-0 38 1B 8 WP 2B	C CH 85 B CU 75 F FF 91 B FF 92 B CH 84 C FF 92 3-3 K ③			B FF 90 C FF 90 X FF 90 1-1 G6-3 ② 1-2			3	1	1	0	0	1	1
38 Taylor Jordan, R (1, 1) OBP: 0.143, SLG: 0.143 19 Kevin Frandsen, R (5, PH) OBP: 0.357, SLG: 0.320 35 Craig Stammen, R (6, 1) 4 Zach Walters, S (7, PH) OBP: 0.333, SLG: 1.000 13 Jerry Blevins, L (8, 1) 30 Aaron Barrett, R (9, 1)			B FF 91 X FF 91 1-0 8 WP 2 BB 28 G5-4-3 2-3 1B		X SI 90 0-0 G5-3 ①		C FF 90 S CH 82 X CU 76 0-2 G5-3 ③			1 1 0 1 0 0	1 0 0 0 0 0	1 0 0 0 0 0	0 0 0 0 0 0	0 0 0 0 0 0	0 0 0 0 0 0	0 0 0 1 0 0

	AB	28
	R	2
	H	3
	RBI	0
	BB	4
	SO	7
	LOB	9

Inning Stats	1	2	3	4	5	6	7	8	9
	R: 0 E: 0 K: 1 S: 12	R: 0 E: 0 K: 2 S: 8	R: 2 E: 0 K: 0 S: 11	R: 0 E: 0 K: 1 S: 5	R: 0 E: 0 K: 0 S: 5	R: 0 E: 0 K: 0 S: 4	R: 0 E: 0 K: 1 S: 8	R: 0 E: 0 K: 0 S: 6	R: 0 E: 0 K: 2 S: 8
	H: 1 LOB: 1 BB: 0 P: 17	H: 0 LOB: 0 BB: 0 P: 10	H: 2 LOB: 2 BB: 2 P: 27	H: 0 LOB: 0 BB: 0 P: 10	H: 0 LOB: 0 BB: 0 P: 5	H: 0 LOB: 0 BB: 1 P: 11	H: 0 LOB: 1 BB: 1 P: 14	H: 0 LOB: 0 BB: 0 P: 10	H: 0 LOB: 0 BB: 0 P: 11

| | | |

Los Angeles Angels @ Washington Nationals

Nationals Park, Washington, DC

Wed Apr 23 2014, 7:09 PM - 10:24 PM EDT

Att. 22,504 - Clear - 54 F

TOP

livebaseballscorecards.com

Batter	1	2	3	4	5	6	7	8	9	AB	R	H	RBI	BB	SO	LOB
7 Collin Cowgill, R (1, 9) OBP: 0.423, SLG: 0.545	B SI 91 C SI 92 B FF 92 B SI 94 S FF 93 F FF 94 F SI 93 C SI 94 3-3 K	X CU 77 0-0 FC5-4 1-2f			C SI 93 B CH 84 B CH 85 S FF 93 F CU 80 S SI 94 2-3 K		B SL 84 B SI 92 B SI 91 B FF 91 4-0 3-H BB		B SI 92 C SI 92 B SI 91 S FF 92 F FF 95 F FF 93 F SI 93 D SL 80 B FF 95 4-2 5 BB 27 1B 1-2 2-3 BB	3	0	0	0	2	2	2
27 Mike Trout, R (1, 8) OBP: 0.378, SLG: 0.584	B SI 93 B CH 85 X FF 92 2-0 5 1B 2B		B SI 92 C CH 82 X FF 92 1-1 F9			B CU 78 B SI 92 B FF 92 C FF 92 F SI 92 F CU 79 B FF 94 4-2 5 2B BB	C SI 92 B SL 82 X SI 91 1-1 P4		C SL 82 B CH 87 C SL 83 B SL 82 F SL 83 F CH 87 X CH 87 2-2 5 BB 1-2 2-H 1B	4	1	2	1	1	0	1
5 Albert Pujols, R (1, 3) OBP: 0.351, SLG: 0.625	X SI 93 0-0 2 L6-4 47 BB 2-3 1B		C SI 94 X CU 80 0-1 G6-3			1 SAFE B SI 93 C SI 93 S FF 93 1 SAFE 1 SAFE B CU 80 D CH 83 X SI 94 3-2 47 G3-1 2 1B 1-H 2B		X FF 94 0-0 F9	B FF 95 D SL 82 F SL 93 B SL 81 B FF 93 4-1 1-2 2-3 BB	4	1	2	1	1	0	0
47 Howie Kendrick, R (1, 4) OBP: 0.361, SLG: 0.409	B CU 76 F FF 93 1 SAFE D CU 77 B FF 92 B SI 92 4-1 1-2 BB		B SI 91 S CH 84 S CH 85 F CH 83 B FF 92 S FF 93 2-3 K			C SL 86 X SI 95 0-1 G3-1 2-3		C FF 93 B CH 83 T SI 92 B FF 94 B SL 80 B SI 93 4-2 2 1B BB	F FF 94 B SI 94 B SL 82 B FF 93 C FF 94 S FF 94 3-3 K	3	0	0	0	2	2	4
2 Erick Aybar, S (1, 6) OBP: 0.284, SLG: 0.320	F FF 93 C CU 79 X FF 94 0-2 L6-4 2-2			B SI 92 X CH 82 1-0 P2		D SI 94 X SI 93 1-0 17 CS 3-H 1B		X FF 94 0-0 17 G5-4-3 1-2 1B		4	0	2	1	0	0	3
17 Chris Iannetta, R (1, 2) OBP: 0.349, SLG: 0.400		B SI 91 C CH 81 X FF 92 1-1 6 G6-3 1B		B SI 91 F SI 92 X CU 78 1-1 G5-3		1 SAFE S SL 84 C SL 84 B FF 93 1 SAFE B FF 94 S SL 84 2-3 K 1-2		B SI 91 C SI 91 X SI 92 1-1 G5-4-3 1-2f		4	0	1	0	0	1	3
6 David Freese, R (1, 5) OBP: 0.214, SLG: 0.210		C SI 93 S CU 77 X CU 78 0-2 G6-3 1-2		C CU 77 S CH 84 B FF 92 S CU 80 1-3 K			X FF 92 0-0 3 G3-1 7 WP 2B		C FF 92 C CH 82 B SL 78 B SL 79 B CH 85 B FF 93 4-2 7 BB 3 SH2-3 BB	3	1	1	0	1	1	1
3 JB Shuck, L (1, 7) OBP: 0.218, SLG: 0.321		B FF 94 B CU 78 B SI 92 B FF 94 4-0 7 FC5-4 BB			C FF 92 B CU 78 X FF 92 1-1 F7		F SL 83 B SI 93 T SI 92 D SL 85 X SL 85 2-2 G3-1 2-3		X SI 93 0-0 SH2-3 1-2	2	0	0	0	1	0	1
36 Jered Weaver, R (1, 1) 44 Ian Stewart, L (7, PH) OBP: 0.250, SLG: 0.486 58 Michael Kohn, R (7, 1) 38 Joe Smith, R (8, 1) 28 Raul Ibanez, L (9, PH) OBP: 0.208, SLG: 0.313 49 Ernesto Frieri, R (9, 1) 59 Fernando Salas, R (9, 1)		S FF 90 B SI 91 L FF 91 L CU 75 1-3 K			B SI 91 B SI 92 S FF 92 C FF 93 B FF 94 X FF 94 3-2 L9		C SL 84 B FF 92 T SL 84 F SL 84 F FF 93 S SL 85 1-3 K		C SI 92 S FF 94 B SI 93 X SI 92 1-2 E3 7 BB 27 1B	2 1 0 0 1 0	0 0 0 0 1 0	0 0 0 0 1 0	0 0 0 0 1 0	1 1 0 0 0 0	2 1 0 0 0 0	2 1 0 0 1 0

	AB	31
	R	4
	H	8
	RBI	3
	BB	8
	SO	8
	LOB	19

Inning Stats																				
	R: 0 E: 0 K: 1 S: 11	H: 2 LOB: 2 BB: 1 P: 20	R: 0 E: 0 K: 1 S: 9	H: 1 LOB: 2 BB: 1 P: 15	R: 0 E: 0 K: 1 S: 8	H: 0 LOB: 0 BB: 0 P: 11	R: 0 E: 0 K: 1 S: 6	H: 0 LOB: 0 BB: 0 P: 9	R: 0 E: 0 K: 1 S: 9	H: 0 LOB: 0 BB: 0 P: 15	R: 2 E: 0 K: 1 S: 12	H: 2 LOB: 1 BB: 1 P: 22	R: 1 E: 0 K: 1 S: 11	H: 1 LOB: 1 BB: 1 P: 19	R: 0 E: 0 K: 0 S: 6	H: 1 LOB: 1 BB: 1 P: 11	R: 1 E: 1 K: 1 S: 20	H: 1 LOB: 3 BB: 3 P: 38	1B: 5 2B: 5 3B: 0 HR: 0	SF: 0 SAC: 1 DP: 3 HBP: 0	WP: 1 PB: 0 SB: 0 CS: 1	PA: 40

PITCHER		IP	WLS	BF	H	R	ER	SO	BB	IBB	HBP	BLK	WP	HR	S	P	ERA	WHIP
47 Gio González, L ERA: 3.0	(1, 1)	5.0		21	4	2	2	5	3	0	0	0	0	0	49	83	3.60	1.400
30 Aaron Barrett, R ERA: 1.23	(6, 1)	2.0		8	2	1	1	2	1	0	0	0	1	0	17	28	4.50	1.500
48 Ross Detwiler, L ERA:	(8, 1)	1.2		8	1	1	0	0	3	0	0	0	0	0	17	31	0.00	2.400
22 Drew Storen, R ERA: 1.17	(9, 1)	0.1	W	3	1	0	0	1	1	0	0	0	0	0	9	18	0.00	6.000

PITCHER	IP	WLS	BF	H	R	ER	SO	BB	IBB	HBP	BLK	WP	HR	S	P	ERA	WHIP

Angeles Angels @ Washington Nationals

Nationals Park, Washington, DC

Wed Apr 23 2014, 7:09 PM - 10:24 PM EDT

Att. 22,504 - Clear - 54 F

livebaseballscorecards.com

BOTTOM

Batter	1	2	3	4	5	6	7	8	9	AB	R	H	RBI	BB	SO	LOB
2 Denard Span, L (1, 8) OBP: 0.292, SLG: 0.298	B SI 85 C SI 84 F SI 85 F CH 77 X SI 87 · 1-2 · ① · P6	F SI 85 B FF 86 X CH 80 · 1-1 · ③ · F7			X CH 78 · 0-0 · ① · G3		C FF 95 B FF 95 B FF 94 B FF 94 B FF 94 · 4-1 · 6 WP · BB		C SI 95 B CH 87 C SL 82 X SI 94 · 1-2 · 6 BB · 28 2B · 1B	4	1	1	0	1	0	1
6 Anthony Rendon, R (1, 5) OBP: 0.344, SLG: 0.512	X FF 84 · 0-0 · 25 1B · 1B		C FF 86 C FF 85 F SL 79 X CH 78 · 0-2 · ① · F7		C FF 84 F FF 86 X SI 84 · 0-2 · ② · F8		B SL 81 B FF 93 B FF 93 C FF 94 X FF 93 · 3-1 · ② · F8 · 1-2		C SL 80 C SL 82 B SL 82 F SI 95 B SI 94 B SI 95 B SI 94 · 4-2 · 28 2B · BB · 1-2	4	1	1	0	1	0	1
28 Jayson Werth, R (1, 9) OBP: 0.370, SLG: 0.429	C FF 86 B FF 87 C SL 80 S CH 77 · 1-3 · ② · K		B CU 71 X FF 86 · 1-0 · ② · F9		C FF 86 B FF 88 B FF 86 B SL 80 C CH 77 X CH 75 · 3-2 · ③ · L8		B FF 94 C FF 94 C SL 82 B SI 94 F FF 95 X SL 81 · 2-2 · ③ · F8		B SI 95 B SI 95 B SI 94 X SI 92 · 3-0 · 25 1B · 1-H 2-H · 2B	5	1	1	2	0	1	2
25 Adam LaRoche, L (1, 3) OBP: 0.419, SLG: 0.479	1 SAFE B SI 84 C CU 69 X CU 70 · 1-1 · 1-2 · 1B		B SI 84 S CH 78 B SI 86 B CH 78 X SI 84 · 3-1 · ③ · F8			B SI 83 B CH 79 X CH 77 · 2-0 · 8 BB · 1B		C SI 87 C SL 79 B FF 88 S FF 89 · 1-3 · ① · K	X FF 91 · 0-0 · 2-H · 1B	5	0	3	1	0	1	0
34 Bryce Harper, L (1, 7) OBP: 0.325, SLG: 0.368	X SI 85 · 0-0 · ③ · L8			B SI 83 X CU 68 · 1-0 · 20 FC5-4 · 1B		B SI 84 F SI 83 D CH 77 S CH 78 X SL 77 · 2-2 · ① · B2		B SI 88 F SI 89 B SI 88 B SL 80 X SI 87 · 3-1 · E3 · 20 G2-3		4	0	1	0	0	0	3
20 Ian Desmond, R (1, 6) OBP: 0.244, SLG: 0.376		X SL 78 · 0-0 · ① · P6		X FF 85 · 0-0 · ① · FC5-4 · 8 1B · 1-2f		B FF 85 B CH 78 S SL 78 X FF 85 · 2-1 · ② · F7		C SI 87 B SI 88 X SI 87 · 1-1 · ② · G2-3 · 1-2		4	0	0	0	0	0	3
8 Danny Espinosa, S (1, 4) OBP: 0.359, SLG: 0.466		B SI 84 C CU 69 X SI 84 · 1-1 · 59 G4-3 · 59 S · 47 1B · 1B		1 SAFE S SI 84 1 SAFE S CH 78 B SI 84 F SI 86 X SI 86 · 1-2 · 1-3 · 1B		B CU 68 B SI 83 D CH 77 D CU 70 · 4-0 · 1-2 · BB		F FF 89 X FF 89 · 0-1 · ③ · G4-3		3	1	2	0	1	0	1
59 Jose Lobaton, S (1, 2) OBP: 0.327, SLG: 0.370		C SI 85 B SL 77 X CH 80 · 1-1 · ② · G4-3 · 1-3		S CH 79 B SI 86 S CH 78 T SL 78 · 1-2 · ② · K		B CH 79 B SI 84 X CH 78 · 2-0 · ③ · L8			C SI 94 S SI 94 X FF 94 · 0-2 · HR	4	1	1	1	0	1	5
47 Gio González, R (1, 1) OBP: 0.200, SLG: 0.500 30 Aaron Barrett, R (6, 1) 15 Nate McLouth, L (7, PH) OBP: 0.257, SLG: 0.107 48 Ross Detwiler, R (8, 1) 22 Drew Storen, S (9, 1) 4 Zach Walters, S (9, PH) OBP: 0.300, SLG: 0.889		C CU 69 S SL 79 F SL 78 B SI 84 X CU 70 · 1-2 · 3-H · 1B		X FF 85 · 0-0 · ③ · G6-3			B FF 93 C FF 94 B CH 86 X FF 93 · 2-1 · ① · F7		B SI 93 B FF 94 C SI 94 C SI 93 B SI 94 F SI 94 S SI 94 · 3-3 · ① · K	2 0 1 0 0 1	0 0 0 0 0 0	1 0 0 0 0 0	1 0 0 0 0 0	0 0 0 0 0 0	0 0 0 0 0 1	2 0 0 0 0 0
Inning Stats	R: 0 E: 0 K: 1 S: 11 · H: 2 LOB: 2 BB: 0 P: 14	R: 1 E: 0 K: 0 S: 11 · H: 2 LOB: 1 BB: 0 P: 15	R: 0 E: 0 K: 0 S: 7 · H: 0 LOB: 0 BB: 0 P: 11	R: 0 E: 0 K: 1 S: 10 · H: 2 LOB: 2 BB: 0 P: 13	R: 0 E: 0 K: 0 S: 7 · H: 0 LOB: 0 BB: 0 P: 10	R: 0 E: 0 K: 0 S: 7 · H: 1 LOB: 2 BB: 1 P: 19	R: 0 E: 0 K: 0 S: 9 · H: 0 LOB: 1 BB: 1 P: 20	R: 0 E: 1 K: 1 S: 9 · H: 0 LOB: 1 BB: 0 P: 14	R: 4 E: 0 K: 1 S: 15 · H: 4 LOB: 1 BB: 1 P: 26	1B: 9 2B: 1 3B: 0 HR: 1 · SF: 0 SAC: 0 DP: 0 HBP: 0						

	AB	37
	R	5
	H	11
	RBI	5
	BB	3
	SO	4
	LOB	18

WP: 1 PB: 0 SB: 1 CS: 0 · PA: 40

PITCHER		IP	WLS	BF	H	R	ER	SO	BB	IBB	HBP	BLK	WP	HR	S	P	ERA	WHIP
36 Jered Weaver, R ERA: 4.11	(1, 1)	6.0		26	7	1	1	2	1	0	0	0	0	0	53	82	1.50	1.333
58 Michael Kohn, R ERA: 1.54	(7, 1)	1.0	H	4	0	0	0	0	1	0	0	0	1	0	9	20	0.00	1.000
38 Joe Smith, R ERA: 3.6	(8, 1)	1.0	H	4	0	0	0	1	0	0	0	0	0	0	9	14	0.00	0.000
49 Ernesto Frieri, R ERA: 9.35	(9, 1)	0.1	L	5	3	4	4	1	1	0	0	0	0	1	14	25	108.00	12.000
59 Fernando Salas, R ERA: 2.79	(9, 1)	0.0		1	1	0	0	0	0	0	0	0	0	0	1	1	∞	∞

PITCHER	IP	WLS	BF	H	R	ER	SO	BB	IBB	HBP	BLK	WP	HR	S	P	ERA	WHIP

Batter	1	2	3	4	5	6	7	8	9	10	11	12	AB	R	H	RBI	BB	SO	LOB
2 Everth Cabrera, S (1, 6) OBP: 0.312, SLG: 0.407	B FF 94 F FF 93 F FF 95 X CU 80 1-2 13 G6-4-3 1B			C CU 76 B FF 93 X CH 86 1-1 G4-3		B FF 93 X FF 93 1-0 B5		X FF 90 0-0 F8		F SI 92 T SI 93 X FC 87 0-2 G3		C SI 91 F KC 79 B SI 91 1 SAFE B SI 91 F SI 90 X SI 86 2-2 G4-3	6	0	1	0	0	0	2
13 Chris Denorfia, R (1, 9) OBP: 0.353, SLG: 0.485 (9, 8)	X FF 93 0-0 G6-4-3 1-2f			C FF 94 F SL 86 F FF 94 B SL 87 X SL 86 1-2 12 2B 1B		C SL 88 S SL 87 X FF 94 0-2 G4-3 2-3		B FF 91 B CH 78 C FF 90 S CH 80 X FF 92 2-2 8 F8 12 BB 1B		C FC 86 T KC 80 X SI 92 0-2 G6-3			5	1	2	0	0	0	2
12 Seth Smith, L (1, 7) OBP: 0.385, SLG: 0.431 34 Andrew Cashner, R (11, 7) OBP: 0.222, SLG: 0.222 54 Alex Torres, L (11, 1) 16 Huston Street, R (12, 1)	X FF 94 0-0 G1-3			1 SAFE C FF 93 B CH 86 B FF 94 C CU 78 1 SAFE X SL 87 2-2 8 FC3-5-2-5 1-H 2B		C FF 96 B FF 95 B CH 88 S FF 95 F FF 95 B FF 94 B FF 95 4-2 8 2B BB		D CU 75 1 SAFE B CH 80 F CH 80 B FF 91 B CH 80 4-1 1-2 BB			B SI 92 B SI 92 C SI 91 C SI 91 X SI 93 2-2 G4-3		3	1	1	2	0	0
													0	0	0	0	0	0	0
													0	0	0	0	0	0	0
													0	0	0	0	0	0	0
8 Yasmani Grandal, S (1, 2) OBP: 0.333, SLG: 0.354		C FF 93 B CU 79 F FF 94 T FF 94 1-2 K		F CU 78 X FF 94 0-1 FC3-5-2-5 3-H		B FF 92 C CU 77 B FF 94 S CH 86 B FF 93 X CU 79 3-2 1-H 3-H 2B		D CU 76 B CH 80 X FF 92 2-0 F8 2-3			B SI 94 B SI 91 B SI 90 C SI 92 S SI 92 S SI 92 3-3 K		5	0	1	2	0	2	3
Chase Headley, S (1, 5) OBP: 0.250, SLG: 0.314 5 Alexi Amarista, L (2, 5) OBP: 0.333, SLG: 0.366		B FF 94 C CU 79 X FF 94 1-1 F8		B FF 94 X CH 87 1-0 G4-3		C CH 86 B FF 93 S FF 93 S FF 94 1-3 K		F FF 93 X FF 92 0-1 L8			C SI 93 B KC 82 C KC 79 F SI 92 S FC 86 1-3 K		1	0	0	0	0	0	0
													4	0	0	0	0	2	4
23 Yonder Alonso, L (1, 3) OBP: 0.233, SLG: 0.272		X FF 93 0-0 L9			C FF 93 C CH 87 B FF 94 B FF 94 X CH 86 2-2 L7		L SI 91 B SL 86 C SL 86 S CU 75 1-3 K		B FF 89 F FF 88 B SL 87 B FF 91 S FF 89 F FF 91 B SL 85 4-2 9 CS BB			X SI 92 0-0 L7		4	0	0	0	1	1	0
9 Jedd Gyorko, R (1, 4) OBP: 0.225, SLG: 0.215			F SL 86 S SL 87 B SL 87 S FF 94 1-3 K		B SL 86 F FF 94 F SL 85 F FF 94 C FF 94 1-3 K		C SI 91 X SL 87 0-1 L9		B FF 91 F FF 89 S FF 90 B SL 84 F FF 91 B SL 84 F FF 89 X FF 93 3-2 1-2 L9			S FC 85 B FC 86 X FC 87 1-1 21 E 21 S 21 1B 1B		5	1	1	0	0	2	1
25 Will Venable, L (1, 8) OBP: 0.222, SLG: 0.278 46 Tim Stauffer, R (9, 1) 14 Tommy Medica, R (11, 7) OBP: 0.172, SLG: 0.286			B FF 94 B FF 94 X FF 95 2-0 G4-3		C CH 87 F FF 94 F FF 94 B SL 87 F FF 94 B FF 95 B FF 95 X FF 95 3-2 L9		B CU 75 B SL 86 C SI 92 C CU 74 B SL 88 B SL 87 4-2 BB		C SI 92 X SL 84 0-1 F8			1 SAFE C SI 91 B SI 90 S FC 85 1 SAFE F FC 85 F SI 91 D KC 79 1 SAFE 2-3 S FC 84 K		3	0	0	0	1	0	0
													0	0	0	0	0	0	0
													1	0	0	0	0	1	1
53 Eric Stults, L (1, 1) OBP: 0.200, SLG: 0.400 33 Dale Thayer, R (6, 1) 4 Nick Hundley, R (7, PH) OBP: 0.320, SLG: 0.560 50 Nick Vincent, R (7, 1) 56 Joaquín Benoit, R (8, 1) 21 Xavier Nady, R (9, 9) OBP: 0.300, SLG: 0.577			B FF 94 B FF 94 C FF 93 S FF 94 F SL 88 B FF 95 S FF 94 3-3 K			B FF 92 B FF 93 C FF 92 S FF 94 F FF 93 X FF 93 2-2 13 G4-3 8 2B 2B	1 SAFE S SI 92 S CH 85 B SI 88 F SI 92 1 SAFE 1 SAFE B SL 84 B CH 86 3-2 X CH 85 F9			C SI 92 S FC 89 X FC 87 0-2 G6-3		B SI 91 B FC 86 X SI 91 2-0 1-H 1B	2	1	1	0	0	1	0
													0	0	0	0	0	0	0
													1	0	0	0	0	0	1
													0	0	0	0	0	0	0
													0	0	0	0	0	0	0
													2	0	1	1	0	0	0
Inning Stats	R: 0 E: 0 K: 0 S: 5 H: 1 LOB: 0 BB: 0 P: 6	R: 0 E: 0 K: 1 S: 6 H: 0 LOB: 0 BB: 0 P: 8	R: 0 E: 0 K: 2 S: 8 H: 0 LOB: 0 BB: 0 P: 14	R: 1 E: 0 K: 0 S: 12 H: 2 LOB: 1 BB: 0 P: 17	R: 0 E: 0 K: 1 S: 12 H: 0 LOB: 0 BB: 0 P: 18	R: 2 E: 0 K: 1 S: 17 H: 2 LOB: 1 BB: 1 P: 28	R: 0 E: 0 K: 1 S: 11 H: 0 LOB: 1 BB: 1 P: 19	R: 0 E: 0 K: 0 S: 8 H: 1 LOB: 2 BB: 1 P: 16	R: 0 E: 0 K: 0 S: 10 H: 0 LOB: 0 BB: 1 P: 17	R: 0 E: 0 K: 0 S: 9 H: 0 LOB: 0 BB: 0 P: 9	R: 0 E: 0 K: 2 S: 10 H: 0 LOB: 0 BB: 0 P: 16	R: 1 E: 0 K: 1 S: 13 H: 2 LOB: 1 BB: 0 P: 20	1B: 5 2B: 3 3B: 0 HR: 0 SF: 0 SAC: 0 DP: 1 HBP: 0	WP: 0 PB: 0 SB: 1 CS: 1 PA: 46

PITCHER		IP	WLS	BF	H	R	ER	SO	BB	IBB	HBP	BLK	WP	HR	S	P	ERA	WHIP
27 Jordan Zimmermann, R ERA: 4.05	(1, 1)	6.0		23	5	3	3	5	1	0	0	0	0	0	60	91	4.50	1.000
13 Jerry Blevins, L ERA: 3.48	(7, 1)	1.0		4	0	0	0	1	1	0	0	0	0	0	11	19	0.00	1.000
36 Tyler Clippard, R ERA: 3.38	(8, 1)	1.0		5	1	0	0	0	1	0	0	0	0	0	8	16	0.00	2.000
29 Rafael Soriano, R ERA:	(9, 1)	1.0		3	0	0	0	0	1	0	0	0	0	0	10	17	0.00	1.000
35 Craig Stammen, R ERA: 4.4	(10, 1)	3.0	L	11	2	1	1	3	0	0	0	0	0	0	32	45	3.00	0.667

PITCHER	IP	WLS	BF	H	R	ER	SO	BB	IBB	HBP	BLK	WP	HR	S	P	ERA	WHIP

TOP

San Diego Padres @ Washington Nationals

Nationals Park, Washington, DC

Thu Apr 24 2014, 7:07 PM - 11:21 PM EDT

Att. 22,904 - Partly Cloudy - 62 F

livebaseballscorecards.com

AB	42
R	4
H	8
RBI	4
BB	4
SO	9
LOB	14

Batter	1	2	3	4	5	6	7	8	9	10	11	12	AB	R	H	RBI	BB	SO	LOB
2 Denard Span, L (1, 8) OBP: 0.310, SLG: 0.317	B FF 85 X FF 85 1-0 6 FC6-4 1B		L CU 66 X CH 78 0-1 ① FC6-4 6 E 6 S 6 SF7 1-2f		B SI 85 X FF 86 1-0 28 1B 1B	B SI 92 X SI 91 1-0 1-2 1B		X SI 92 0-0 ③ P3		C SL 86 F FF 91 B SI 91 S SL 85 1-3 ② K			6	1	3	0	0	1	3
6 Anthony Rendon, R (1, 5) (10, 4) OBP: 0.323, SLG: 0.484	C FF 85 X CH 78 0-1 ① FC6-4 28 FC6-4 1-2f		1 SAFE B FF 87 B FF 87 B SL 78 C SL 79 S CH 79 X FF 88 3-2 ② SF7 1-H		X CH 77 0-0 P5 ①	C FF 92 D SL 82 D SL 84 F FF 92 F FF 92 X SI 93 2-2 ③ G5-3			C FF 92 B CH 81 B CH 81 C SI 91 X CH 82 2-2 G1-3 ①	C CH 80 B FF 92 S CH 81 B FF 92 F SI 91 S CH 82 2-3 ③ K			5	0	0	1	0	1	5
28 Jayson Werth, R (1, 9) OBP: 0.378, SLG: 0.434	C CH 77 C SL 79 X CH 77 0-2 ② FC6-4 25 1B 1-2f		C FF 87 B FF 87 T SL 79 B CH 81 X CH 80 2-2 25 PB 1B		C FF 85 F SL 77 X FF 88 0-2 20 S 1-3 1B		X SL 87 0-0 ① P4		C CU 75 F CH 82 X CU 75 0-2 34 IBB 20 BB 1B		B SI 90 B FF 90 C SI 90 C SI 89 X SL 86 2-2 ① L1		6	0	3	0	0	0	1
25 Adam LaRoche, L (1, 3) OBP: 0.413, SLG: 0.506	B FF 87 C FF 86 B CH 78 C FF 88 1 SAFE X SL 80 2-2 1-3 1B		1 SAFE B CU 67 B SL 80 F CH 80 X FF 89 2-1 ③ G3 1-2		B CH 80 B FF 87 1 SAFE C FF 87 F CH 79 S SL 80 2-3 ② K		C SL 86 B SI 89 C SL 87 X FF 90 1-2 HR		F SI 91 B SL 87 B SI 91 S CH 82 B SL 87 X SI 90 3-2 ② F8		B FF 91 C FF 93 B FF 93 B CH 85 S CH 86 F FF 93 S CH 85 3-3 ② K		6	1	2	1	0	2	4
20 Ian Desmond, R (1, 6) OBP: 0.240, SLG: 0.356	B CH 78 S CH 78 C SL 79 C FF 89 1-3 ③ K			X SL 77 0-0 ① G1-3	F CH 78 F CH 79 1 SAFE F FF 88 B CH 75 B FF 89 X CH 80 2-2 ③ L9 1-2		F SL 87 X SL 86 0-1 ② G6-3		B CU 74 B SI 90 B SI 90 C SI 90 D CH 82 4-1 34 IBB 1-2 BB		F FF 92 F FF 93 B FF 93 B FF 92 B CH 84 X CH 84 3-2 ③ G1-3		5	0	0	0	1	1	4
34 Bryce Harper, L (1, 7) OBP: 0.337, SLG: 0.383		B FF 86 C CH 77 C CH 78 X FF 87 1-2 ① F7		M CU 64 F SL 80 X CH 79 0-2 8 1B 1B		F FF 86 B FF 84 X SL 79 1-1 ① G4-3	C FF 89 X SL 87 0-1 ③ P6		B SI 91 D CU 74 B SI 92 I IN 79 4-0 1-2 2-3 IBB			X SI 88 0-0 59 L6-4 2B	5	0	2	0	1	0	0
8 Danny Espinosa, S (1, 4) OBP: 0.377, SLG: 0.524 35 Craig Stammen, R (10, 1) 12 Tyler Moore, R (12, PH) OBP: 0.222, SLG: 0.412		C FF 86 X SL 80 0-1 ② G6-3		1 SAFE X SL 77 0-0 1-2 1B		C SL 77 B FF 87 B FF 87 B FF 86 X SL 77 3-1 HR		X FF 93 0-0 59 WP 1B	B FF 91 C FF 92 X FF 92 1-1 ③ P6			F SI 88 S SL 83 D SL 83 S SL 83 1-3 ① K	5 0 1	1 0 0	3 0 0	1 0 0	0 0 1	0 0 1	3 0 1
59 Jose Lobaton, S (1, 2) OBP: 0.328, SLG: 0.385		C FF 86 B CH 80 S FF 87 F FF 89 F CH 80 B FF 88 C SL 79 2-3 ③ K		B SL 80 B FF 86 C FF 87 X SL 78 2-1 ② L9		X FF 86 0-0 19 FC5-4 1B		B SI 93 M FF 93 B SI 94 L SI 93 S CH 84 2-3 ① K 1-2	B SI 90 X SI 89 1-0 2B		B CH 79 C SI 88 D CH 81 S CH 80 F CH 80 X SI 90 2-2 ②③ L6-4 2-2	6	0	2	0	0	2	4
27 Jordan Zimmermann, R (1, 1) OBP: 0.375, SLG: 0.375 19 Kevin Frandsen, R (6, PH) OBP: 0.345, SLG: 0.308 13 Jerry Blevins, L (7, 1) 36 Tyler Clippard, R (8, 1) 15 Nate McLouth, L (8, PH) OBP: 0.250, SLG: 0.107 29 Rafael Soriano, R (9, 1) 4 Zach Walters, S (10, 5) OBP: 0.273, SLG: 0.800			C FF 84 T FF 86 F FF 89 B CU 70 B FF 89 X CH 79 2-2 2 FC6-4 1B	C SL 78 B FF 88 X SL 75 1-1 ③ L8		C SI 92 F FF 93 X SL 81 0-2 ② FC5-4 2 1B 1-2f		B CH 84 C FF 94 B SI 94 F FF 93 F FF 95 S CH 85 2-3 ② K		T CH 80 B FF 91 B CH 81 T FF 91 C SL 86 2-3 ① K		2 1 0 0 0 1 0	0 0 0 0 0 0 0	1 0 0 0 0 0 0	0 0 0 0 0 1 0	0 0 0 0 0 1 0	0 0 0 0 0 1 0	2 1 0 0 0 1 1
Inning Stats	R: 0 E: 0 K: 1 S: 12 H: 2 LOB: 2 BB: 0 P: 16	R: 0 E: 0 K: 1 S: 10 H: 0 LOB: 0 BB: 0 P: 13	R: 1 E: 0 K: 0 S: 14 H: 2 LOB: 1 BB: 0 P: 23	R: 0 E: 0 K: 0 S: 9 H: 2 LOB: 2 BB: 0 P: 12	R: 0 E: 0 K: 1 S: 12 H: 2 LOB: 2 BB: 0 P: 17	R: 1 E: 0 K: 0 S: 13 H: 3 LOB: 2 BB: 0 P: 20	R: 1 E: 0 K: 0 S: 8 H: 1 LOB: 0 BB: 0 P: 9	R: 0 E: 0 K: 2 S: 9 H: 1 LOB: 1 BB: 0 P: 13	R: 0 E: 0 K: 0 S: 12 H: 1 LOB: 3 BB: 2 P: 26	R: 0 E: 0 K: 3 S: 11 H: 1 LOB: 1 BB: 0 P: 17	R: 0 E: 0 K: 1 S: 10 H: 0 LOB: 0 BB: 0 P: 18	R: 0 E: 0 K: 1 S: 8 H: 1 LOB: 0 BB: 0 P: 11	1B: 12 2B: 3 3B: 0 HR: 2	SF: 1 SAC: 0 DP: 1 HBP: 0	WP: 1 PB: 1 SB: 2 CS: 0	PA: 53						

PITCHER		IP	WLS	BF	H	R	ER	SO	BB	IBB	HBP	BLK	WP	HR	S	P	ERA	WHIP
53 Eric Stults, L ERA: 4.15	(1, 1)	5.1		26	10	2	2	3	0	0	0	0	0	1	62	90	3.38	1.875
33 Dale Thayer, R ERA: 0.77	(6, 1)	0.2	H	3	1	0	0	0	0	0	0	0	0	0	8	11	0.00	1.500
50 Nick Vincent, R ERA: 1.64	(7, 1)	1.0	B	4	1	1	1	0	0	0	0	0	0	1	8	9	9.00	1.000
56 Joaquín Benoit, R ERA: 2.08	(8, 1)	1.0		4	1	0	0	2	0	0	0	0	1	0	9	13	0.00	1.000
46 Tim Stauffer, R ERA: 2.31	(9, 1)	2.1		11	2	0	0	3	1	1	0	0	0	0	26	48	0.00	1.286

PITCHER		IP	WLS	BF	H	R	ER	SO	BB	IBB	HBP	BLK	WP	HR	S	P	ERA	WHIP
54 Alex Torres, L ERA: 0.93	(11, 1)	0.2	W	2	0	0	0	1	0	0	0	0	0	0	7	13	0.00	0.000
16 Huston Street, R ERA: 1.0	(12, 1)	1.0	S	3	1	0	0	1	0	0	0	0	0	0	8	11	0.00	1.000

BOTTOM

San Diego Padres @ Washington Nationals

Nationals Park, Washington, DC

Thu Apr 24 2014, 7:07 PM - 11:21 PM EDT

Att. 22,904 - Partly Cloudy - 62 F

livebaseballscorecards.com

AB	50
R	3
H	16
RBI	3
BB	2
SO	10
LOB	30

Batter	1	2	3	4	5	6	7	8	9	AB	R	H	RBI	BB	SO	LOB
2 Everth Cabrera, S (1, 6) OBP: 0.327, SLG: 0.417	T FF 94 F CH 90 B FF 96 X SI 96 1-2 13 G4-3 1B		B CU 79 F FF 93 B CH 88 X SI 94 2-1 13 1B 1-2 1B		B CU 79 S CH 88 F CH 88 F SI 95 F CU 78 X CH 86 1-2 13 FC6-4 1B		D CU 78 X FF 92 1-0 ③ G3		B FF 93 F FF 92 F CH 86 B SL 82 B CH 86 S FF 94 3-3 ③ K	5	0	3	0	0	1	1
13 Chris Denorfia, R (1, 9) OBP: 0.347, SLG: 0.471	C SI 95 1 SAFE X SI 94 0-1 ① ② G4-3 1-2f		C FF 94 B CH 88 D CH 89 F FF 95 X SL 88 2-2 1-2 2-3 1B		1 SAFE X FF 94 0-0 ③ FC6-4 1-2f			C SI 90 C CH 85 X SL 88 0-2 ① G6-3		4	0	1	0	0	0	2
23 Yonder Alonso, L (1, 3) OBP: 0.222, SLG: 0.259	C CH 89 F FF 95 X SI 95 0-2 ③ L9		C CU 80 B FF 96 D CH 91 B FF 96 X FF 96 3-1 ③ F7			B FF 94 C CH 87 B FF 95 B FF 95 F FF 94 X FF 95 3-2 ① F8		C SI 92 B SL 86 C SL 87 F CU 75 B SI 92 S CU 74 2-3 ② K		4	0	0	0	0	1	3
9 Jedd Gyorko, R (1, 4) OBP: 0.226, SLG: 0.217		B SI 94 C CH 88 C FF 95 S CU 79 1-3 ① K		F FF 94 C FF 94 B CU 78 S CH 88 1-3 ① K		B CU 79 C FF 94 T SI 94 C FF 94 1-3 ② K		F SI 92 B CH 84 C SI 91 B SL 86 B CH 84 X SI 91 3-2 44 1B 4 1B 1B		4	1	1	0	0	3	0
25 Will Venable, L (1, 8) OBP: 0.238, SLG: 0.284 59 Kevin Quackenbush, R (6, 1) 44 René Rivera, R (8, PH) OBP: 0.208, SLG: 0.174 39 Donn Roach, R (8, 1)		S CH 89 S CH 88 B CH 89 S CH 90 1-3 ② K		B FF 94 C CH 88 C FF 95 B SI 95 B CH 89 X FF 94 3-2 4 1B 1B		B FF 94 C CH 88 B CU 78 B FF 94 C FF 93 B CH 88 4-2 BB		S SI 90 F SL 87 B CH 84 X SL 86 1-2 4 1B 1-2 1B		2	0	1	0	1	1	0
										0	0	0	0	0	0	0
										1	0	1	0	0	0	0
										0	0	0	0	0	0	0
4 Nick Hundley, R (1, 2) OBP: 0.345, SLG: 0.552		F FF 95 S CU 79 B FF 95 S CU 80 1-3 ③ K		B CU 80 X FF 93 1-0 21 K2-3 1-2 1B		F FF 94 C SI 93 S CU 79 0-3 ③ K		X CH 84 0-0 1-2 2-H 1B		4	0	2	1	0	2	1
21 Xavier Nady, R (1, 7) OBP: 0.265, SLG: 0.500			B FF 96 B FF 95 B FF 95 C FF 94 X FF 95 3-1 ① G6-3	C FF 93 S CU 79 F FF 94 D CH 87 S CU 79 1-3 ② ③ K2-3 1-2f			C FF 92 C FF 93 C FF 93 0-3 ① K	F SI 90 C SI 90 B SL 84 B CU 74 F CH 85 F SI 91 D CH 85 X SI 92 3-2 ③ G4-3		4	0	0	0	0	2	4
5 Alexi Amarista, L (1, 5) OBP: 0.308, SLG: 0.333 (6, 8)			C CH 89 B FF 96 F FF 90 F CU 80 F FF 96 B CH 91 C CU 79 2-3 ② K		C SI 93 C SI 94 S CU 79 0-3 ① K		B FF 92 X FF 93 1-0 ② G6-3		B FF 93 X FF 93 1-0 ① F7	4	0	0	0	0	2	0
41 Robbie Erlin, R (1, 1) 3 Jace Peterson, L (6, 5) OBP: 0.500, SLG: 0.500			B FF 95 B FF 95 B FF 96 C FF 94 B FF 94 4-1 13 1B 2 1B BB		C FF 92 F FF 94 C CU 78 0-3 ② K		X FF 94 0-0 1B		X FF 93 0-0 ② F8	1	0	0	0	1	1	0
										2	0	1	0	0	0	0

| Inning Stats | | | | | | | | | |

BOTTOM

San Diego Padres @ Washington Nationals

Nationals Park, Washington, DC

Fri Apr 25 2014, 8:03 PM - 11:10 PM EDT

Att. 25,497 - Rain - 53 F

livebaseballscorecards.com

Batter	1	2	3	4	5	6	7	8	9	AB	R	H	RBI	BB	SO	LOB
2 Denard Span, L (1, 8) OBP: 0.303, SLG: 0.309	C FF 88 B SI 88 X FF 89 1-1 G4-3 ①	C FF 90 B CU 75 X FF 89 1-1 L4 ③		B SL 79 B FF 88 X FF 89 2-0 P6 ①		B FF 88 C FF 88 X SL 79 1-1 28 1B / 25 2B 1B	B FF 90 X FF 91 1-0 FC3-6 ② 1-2f 2-3			5	2	1	0	0	0	2
6 Anthony Rendon, R (1, 5) OBP: 0.346, SLG: 0.510	B FF 89 C FF 89 X CH 84 1-1 25 BB / 20 2B 1B	C CU 74 F FF 90 X SL 81 0-2 20 1B 25 S / 34 3B 1B	B CH 83 F FF 90 X FF 90 1-1 1B	C FF 89 C CU 74 D CU 76 F SL 79 X FF 89 1-2 L8 ①	C CU 75 F FF 92 D CU 78 F FF 91 F FF 92 D CH 84 X FF 91 2-2 1-H / 3-H 2B					5	2	4	2	0	0	1
28 Jayson Werth, R (1, 9) OBP: 0.369, SLG: 0.420	C FF 89 B FF 89 C FF 89 1 SAFE B FF 89 F CH 83 1 SAFE X CH 82 2-2 F8 ②	1 SAFE X CH 83 0-0 F8 ①	C FF 89 1 SAFE C FF 89 D CU 74 1 SAFE B FF 89 C FF 89 2-3 K ②	X FF 90 0-0 25 2B / 20 G1-3 1B 1-2	C CU 77 B FF 91 B FF 91 X CU 75 2-1 G5-3 ③					5	1	1	0	0	1	4
25 Adam LaRoche, L (1, 3) OBP: 0.427, SLG: 0.519 12 Tyler Moore, R (6, PR) OBP: 0.263, SLG: 0.444 (7, 3)	B SL 79 F FF 89 B FF 90 B CH 82 B FF 90 4-1 20 2B / 34 1B 1-2 BB	B FF 88 D CH 83 C SL 80 B SI 90 B SL 79 4-1 20 1B / 34 3B 1-2 BB	X FF 89 0-0 F7 ③	C SL 79 X FF 89 0-1 20 G1-3 1-3 2-H 2B			X SI 88 0-0 15 HBP 20 1B / 8 FC1-2 1B			2 1	2 0	1 1	1 0	2 0	0 0	1 0
20 Ian Desmond, R (1, 6) OBP: 0.257, SLG: 0.379	X FF 89 0-0 34 1B 1-3 2-H 2B	X CH 84 0-0 34 3B 1-2 2-3 1B	C FF 89 X CU 73 0-1 G5-3 ①	B FF 92 F FF 92 S FF 91 F FF 92 B CH 82 X FF 92 2-2 G1-3 ② 2-3 3-H			B CU 74 C SI 88 B SI 88 B SI 88 X SI 88 3-1 8 FC1-2 / 15 HBP / 59 FC4-6 1-2 1B			5	2	3	2	0	0	1
34 Bryce Harper, L (1, 7) OBP: 0.352, SLG: 0.422 15 Nate McLouth, L (5, 7) OBP: 0.282, SLG: 0.129	B CU 71 B SL 80 F FF 89 C SL 80 X CU 73 2-2 2-3 3-H 1B	F FF 90 B FF 90 S CH 83 D CU 75 B SI 90 X FF 91 3-2 59 1B 1-H 2-H 3-H 3B	C FF 90 X CU 75 0-1 59 1B 1B	B FF 92 F FF 91 F FF 91 D CU 78 B FF 91 X FF 90 3-2 L9 ③			B SI 90 C SI 89 S SI 90 H FS 85 2-2 59 FC4-6 / 8 FC1-2 1-2 2-3 HBP			2 2	1 0	2 1	4 0	0 0	0 0	0 2
8 Danny Espinosa, S (1, 4) OBP: 0.351, SLG: 0.485	B FF 89 B FF 89 1 SAFE S FF 90 F FF 89 F FF 90 X SL 80 2-2 P6 ③	B FF 90 S CH 84 S FF 91 S FF 90 1-3 K ②	F FF 88 D FF 88 S CH 82 B FF 89 X FF 89 2-2 F8 ②				B CU 75 C FF 91 T CH 84 S CU 77 1-3 K ① B SI 88 X SI 88 1-0 FC1-2 ① 59 FC4-6 1-2 2-3 3-Hf			5	0	0	0	0	2	7
59 Jose Lobaton, S (1, 2) OBP: 0.349, SLG: 0.421		B FF 89 X CH 83 1-0 G5-3 ① D CU 74 F CH 85 B SI 91 F CH 84 B FF 90 F FF 90 X FF 89 3-2 3-H 1B	X FF 88 0-0 1-3 1B				C CU 74 X FF 91 0-1 2 FC3-6 / 6 2B 2B B SI 89 C CU 74 X SI 88 1-1 FC4-6 ② 1-2f 2-3 3-H			5	1	3	2	0	0	2
37 Stephen Strasburg, R (1, 1) 4 Zach Walters, S (7, PH) OBP: 0.333, SLG: 0.800 13 Jerry Blevins, L (8, 1) 19 Kevin Frandsen, R (8, PH) OBP: 0.333, SLG: 0.296 22 Drew Storen, S (9, 1)		B FF 89 B FF 89 C FF 89 S FF 89 F FF 90 C FF 89 2-3 K ②	X FF 89 0-0 G4-3 ③	B FF 89 S CH 82 C FF 89 F FF 90 X FF 88 1-2 G4-3 ③			B FF 91 C CU 76 B FF 92 B FF 91 F FF 92 B CH 82 4-2 2 FC3-6 / BB	B CU 75 B SI 86 X SI 89 2-0 G5-3 ③		3 0 0 1 0	0 0 0 0 0	0 0 0 0 0	0 1 0 0 0	0 0 0 0 0	1 0 0 0 0	3 0 0 2 0
Inning Stats	R: 2 E: 0 K: 0 S: 17 H: 3 LOB: 2 BB: 1 P: 29	R: 0 E: 0 K: 1 S: 7 H: 0 LOB: 0 BB: 0 P: 11	R: 4 E: 0 K: 1 S: 17 H: 4 LOB: 1 BB: 1 P: 28	R: 0 E: 0 K: 1 S: 7 H: 1 LOB: 1 BB: 0 P: 12	R: 0 E: 0 K: 0 S: 12 H: 2 LOB: 2 BB: 0 P: 15	R: 2 E: 0 K: 0 S: 16 H: 3 LOB: 2 BB: 0 P: 23	R: 2 E: 0 K: 1 S: 15 H: 2 LOB: 1 BB: 1 P: 25	R: 1 E: 0 K: 0 S: 9 H: 2 LOB: 2 BB: 0 P: 18		1B: 12 2B: 4 3B: 1 HR: 0 SF: 0 SAC: 0 DP: 0 HBP: 1					

	AB	41
	R	11
	H	17
	RBI	11
	BB	3
	SO	4
	LOB	25

WP: 0 PA: 45
PB: 0
SB: 1
CS: 0

PITCHER		IP	WLS	BF	H	R	ER	SO	BB	IBB	HBP	BLK	WP	HR	S	P	ERA	WHIP
41 Robbie Erlin, L ERA: 6.35	(1, 1)	5.1	L	31	13	8	8	3	2	0	0	0	0	0	69	106	13.50	2.812
59 Kevin Quackenbush, R ERA: 10.8	(6, 1)	1.2		8	2	2	2	1	1	0	0	0	0	0	22	37	10.80	1.800
39 Donn Roach, R ERA: 4.91	(8, 1)	1.0		6	2	1	1	0	0	0	1	0	0	0	9	18	9.00	2.000

Batter	1	2	3	4	5	6	7	8	9	AB	R	H	RBI	BB	SO	LOB
2 Everth Cabrera, S (1, 6) OBP: 0.314, SLG: 0.400	X SI 88 0-0 ① G4-3			B SI 90 C CH 82 B SI 91 C CH 82 B CH 83 C SI 92 3-3 ① K		C CH 81 B SI 90 F SI 90 F CU 73 B SI 91 X CU 72 2-2 ② F7			B SI 88 F SI 90 B SI 90 B CH 80 F SI 89 X SI 90 3-2 ① G6-3	4	0	0	0	0	1	2
13 Chris Denorfia, R (1, 7) OBP: 0.342, SLG: 0.459	C SI 89 B SI 89 X SL 82 1-1 ② G1-3			B SL 81 B SL 82 F SI 90 X SI 91 2-1 ② L3		B SI 90 S SL 81 F SI 91 X SL 83 1-2 ③ L8			C SI 91 X CU 73 0-1 25 G2-3 1B	4	0	1	0	0	0	2
25 Will Venable, L (1, 9) OBP: 0.227, SLG: 0.271	C SI 90 C SI 90 F SI 89 B CU 73 S CU 73 1-3 ③ K			F CH 82 B SI 90 X CU 72 1-1 ③ G4-3			S SI 88 S SI 88 B FF 88 S SI 90 1-3 ① K		X CH 82 0-0 ② G2-3 1-2	4	0	0	0	0	2	1
9 Jedd Gyorko, R (1, 4) OBP: 0.227, SLG: 0.218		C SI 87 C SI 88 B CU 73 X SI 90 1-2 ① G5-3			X SL 82 0-0 ① G5-3		X SI 91 0-0 1B		S SL 83 F SL 82 F SI 91 D CU 73 B SI 93 S SI 92 2-3 ③ K	4	0	1	0	0	1	1
23 Yonder Alonso, L (1, 3) OBP: 0.215, SLG: 0.250		S CH 80 C SI 89 B SI 90 B CU 75 X CH 82 2-2 ② G5-3			C SI 90 B CH 81 X SI 89 1-1 ② G4-3		X SI 88 0-0 ② F7			3	0	0	0	0	0	1
5 Alexi Amarista, L (1, 8) OBP: 0.291, SLG: 0.313		C SI 89 C SI 89 C SI 89 0-3 ③ K			B CH 84 X CH 82 1-0 ③ G3		C SI 89 C SI 89 B SI 89 1 SAFE S CU 73 1-3 ③ K			3	0	0	0	0	2	1
3 Jace Peterson, L (1, 5) OBP: 0.200, SLG: 0.200			C SI 89 S CU 73 S CU 73 0-3 ① K			X SI 87 0-0 ① G4-3		C SI 88 B SI 89 F SI 89 X CH 80 1-2 ① G1-3		3	0	0	0	0	1	0
44 René Rivera, R (1, 2) OBP: 0.231, SLG: 0.200 8 Yasmani Grandal, S (8, PH) OBP: 0.345, SLG: 0.354 (8, 2)			B SL 81 F CH 81 B SI 91 X SI 90 2-1 ② F9			B SI 88 C SI 89 X CU 71 1-1 34 SH 1B		B SI 88 B CH 81 F SI 89 F SI 90 B CH 82 F SI 90 B SI 90 4-2 21 G6-4-3 BB		2 0	0 0	1 0	0 0	0 1	0 0	0 0
34 Andrew Cashner, R (1, 1) OBP: 0.200, SLG: 0.200 39 Donn Roach, R (7, 1) 21 Xavier Nady, R (8, PH) OBP: 0.257, SLG: 0.484 33 Dale Thayer, R (8, 1)			M SI 91 L SL 82 F CU 73 F SI 90 B CU 73 C SI 90 1-3 ③ K			X SI 88 0-0 SH 1-2		X SI 89 0-0 ② ③ G6-4-3 1-2f		1 0 1 0	0 0 0 0	0 0 0 0	0 0 0 0	1 0 0 0	0 0 1 0	0 0 1 0
Inning Stats	R: 0 E: 0 K: 1 S: 7 H: 0 LOB: 0 BB: 0 P: 9	R: 0 E: 0 K: 1 S: 9 H: 0 LOB: 0 BB: 0 P: 12	R: 0 E: 0 K: 2 S: 10 H: 0 LOB: 0 BB: 0 P: 13	R: 0 E: 0 K: 1 S: 7 H: 0 LOB: 0 BB: 0 P: 13	R: 0 E: 0 K: 0 S: 4 H: 0 LOB: 0 BB: 0 P: 6	R: 0 E: 1 K: 0 S: 11 H: 1 LOB: 2 BB: 0 P: 15	R: 0 E: 0 K: 2 S: 8 H: 1 LOB: 1 BB: 0 P: 10	R: 0 E: 0 K: 0 S: 7 H: 0 LOB: 0 BB: 1 P: 12	R: 0 E: 0 K: 1 S: 10 H: 1 LOB: 1 BB: 0 P: 15	1B: 3 2B: 0 3B: 0 HR: 0	SF: 0 SAC: 1 DP: 1 HBP: 0					

PITCHER	IP	WLS	BF	H	R	ER	SO	BB	IBB	HBP	BLK	WP	HR	S	P	ERA	WHIP
57 Tanner Roark, R (1, 1) ERA: 2.76	9.0	W	31	3	0	0	8	1	0	0	0	0	0	73	105	0.00	0.444

PITCHER	IP	WLS	BF	H	R	ER	SO	BB	IBB	HBP	BLK	WP	HR	S	P	ERA	WHIP

TOP

San Diego Padres @ Washington Nationals

Nationals Park, Washington, DC

Sat Apr 26 2014, 1:06 PM - 3:25 PM EDT

Att. 31,590 - Sunny - 66 F

livebaseballscorecards.com

AB	29
R	0
H	3
RBI	0
BB	1
SO	8
LOB	9

WP: 0 PA: 31
PB: 0
SB: 0
CS: 0

Batter	1	2	3	4	5	6	7	8	9	AB	R	H	RBI	BB	SO	LOB
2 Denard Span, L (1, 8) OBP: 0.296, SLG: 0.301	B FF 94 F SI 92 F SI 93 X SL 85 1-2 ① L9	C CH 85 X SI 94 0-1 ② FC6 1-2f			F SI 91 F CH 82 F FF 94 B FF 94 X SI 94 1-2 ① F7	C FF 93 F SI 94 F SI 94 F FF 96 B CH 84 D SL 84 F SI 95 X SL 81 2-2 2-H 1B		B FF 92 B FF 92 C FF 91 S FF 92 F CH 85 B FF 93 X FF 92 3-2 ③ F9		5	0	1	1	0	0	2
6 Anthony Rendon, R (1, 5) OBP: 0.343, SLG: 0.500	C FF 95 B CH 86 X SI 95 1-1 28 E / 25 1B 1B	C SI 94 F FF 96 X SL 86 0-2 ③ L5			S SL 82 S SL 82 F SI 94 C SL 83 0-3 ② K	B SL 85 B SL 84 C SI 93 X SI 95 2-1 ③ G6-3				4	1	1	0	0	1	2
28 Jayson Werth, R (1, 9) OBP: 0.364, SLG: 0.413	C FF 94 C SI 94 1 SAFE X SI 95 0-2 FC4 25 E 25 1B / 20 2B 1-2		C SL 83 B SL 82 X SI 92 1-1 20 FC6-4 1B		C SI 93 B SI 94 B SL 83 C SI 93 X SI 96 2-2 E4 20 1B		C CU 76 B SI 90 X SI 90 1-1 ① G5-3			4	1	1	0	0	0	1
25 Adam LaRoche, L (1, 3) OBP: 0.430, SLG: 0.512	S SL 86 C SI 96 F SI 96 X SL 86 0-2 E3 20 2B / 8 SF8 1-3 2-H 1B		1 SAFE B SI 92 X SI 92 1-0 ① F7		I IN 68 I IN 72 I IN 73 I IN 73 4-0 20 1B IBB		B SI 89 C SI 88 B SI 89 C SI 89 B SI 91 X SI 90 3-2 ② G5-3			3	1	1	1	1	0	1
20 Ian Desmond, R (1, 6) OBP: 0.276, SLG: 0.404	D SL 87 B SI 94 F SI 94 F SI 95 B SL 87 F SI 96 X SI 95 3-2 8 SF8 1-3 3-H 2B		B SI 93 X FF 95 1-0 ② FC6-4 1-2f		S FF 93 X FF 94 0-1 1-2 2-3 1B		B CU 78 F CU 76 B SI 89 X SI 89 2-1 8 S 1B			4	0	3	1	0	0	1
8 Danny Espinosa, S (1, 4) OBP: 0.333, SLG: 0.465	X FF 96 0-0 ② SF8 2-3 3-H		1 SAFE X FF 93 0-0 ③ F9		X FF 95 0-0 ③ F7		1 SAFE B SI 90 1 SAFE C SI 89 C SI 88 S FS 84 1-3 ③ K 1-2			3	0	0	1	0	1	5
19 Kevin Frandsen, R (1, 7) OBP: 0.353, SLG: 0.300	B SI 94 F SL 87 S SL 86 S FF 97 1-3 ③ K			F SL 81 B SI 92 C SI 91 S CH 84 1-3 ① K		B SL 80 B SI 91 X CH 83 1-1 57 SH3-4 / 2 1B 1B		B FF 93 B FF 93 B FF 92 C FF 92 F FF 93 F FF 92 H FF 92 4-2 HBP		3	1	1	0	0	2	1
41 Sandy León, S (1, 2) OBP: 0.200, SLG: 0.273		C SI 91 S FF 93 S SI 94 0-3 ① K		C SI 91 S CH 84 C SL 83 0-3 ② K		X SI 91 0-0 ① L8		C FF 91 B FF 92 S SL 83 1 SAFE C SL 82 1-3 ① K		4	0	0	0	0	3	2
57 Tanner Roark, R (1, 1) OBP: 0.111, SLG: 0.111		C SI 94 B SI 94 X SI 94 1-1 2 FC6 1B		C SI 93 B SL 83 B SL 83 F SI 94 F SI 94 B SL 84 F SI 96 F SI 93 X FF 96 3-2 ③ G4-3		X FF 94 0-0 ② SH3-4 1-2		M FF 92 X FF 92 0-1 ② B3		3	0	1	0	0	0	1
Inning Stats	R: 3 H: 3 E: 2 LOB: 1 K: 1 BB: 0 S: 20 P: 26	R: 0 H: 1 E: 1 LOB: 1 K: 1 BB: 0 S: 10 P: 11	R: 0 H: 1 E: 0 LOB: 1 K: 0 BB: 0 S: 5 P: 8	R: 0 H: 0 E: 0 LOB: 0 K: 2 BB: 0 S: 12 P: 16	R: 0 H: 1 E: 1 LOB: 3 K: 1 BB: 1 S: 14 P: 21	R: 1 H: 2 E: 0 LOB: 1 K: 0 BB: 0 S: 12 P: 17	R: 0 H: 1 E: 0 LOB: 1 K: 1 BB: 0 S: 10 P: 17	R: 0 H: 0 E: 0 LOB: 1 K: 1 BB: 0 S: 12 P: 20		1B: 8 SF: 1 2B: 1 SAC: 1 3B: 0 DP: 0 HR: 0 HBP: 1						

BOTTOM

San Diego Padres @ Washington Nationals

Nationals Park, Washington, DC

Sat Apr 26 2014, 1:06 PM - 3:25 PM EDT

Att. 31,590 - Sunny - 66 F

livebaseballscorecards.com

AB	33
R	4
H	9
RBI	4
BB	1
SO	7
LOB	16

WP: 0 PA: 37
PB: 0
SB: 1
CS: 0

PITCHER		IP	WLS	BF	H	R	ER	SO	BB	IBB	HBP	BLK	WP	HR	S	P	ERA	WHIP
34 Andrew Cashner, R ERA: 2.23	(1, 1)	6.0	L	29	8	4	2	5	0	1	0	0	0	0	73	99	3.00	1.333
39 Donn Roach, R ERA: 4.32	(7, 1)	1.0		4	1	0	0	1	0	0	0	0	0	0	10	17	0.00	1.000
33 Dale Thayer, R ERA: 0.71	(8, 1)	1.0		4	0	0	0	1	0	0	1	0	0	0	12	20	0.00	0.000

PITCHER	IP	WLS	BF	H	R	ER	SO	BB	IBB	HBP	BLK	WP	HR	S	P	ERA	WHIP

San Diego Padres @ Washington Nationals

Nationals Park, Washington, DC

Sun Apr 27 2014, 1:38 PM - 4:48 PM EDT

Att. 34,873 - Sunny - 60 F

livebaseballscorecards.com

TOP

Batter	1	2	3	4	5	6	7	8	9	AB	R	H	RBI	BB	SO	LOB
2 Everth Cabrera, S (1, 6) OBP: 0.327, SLG: 0.398	L3		G3		13 WP 13 S 13 1B 1B	13 BB 1-2 2-3 3-H BB			BB 13 FC4-6	3	1	1	1	2	0	1
13 Chris Denorfia, R (1, 7) OBP: 0.370, SLG: 0.468	8 G3-6-3 1B			8 2B 9 SF9 BB	9 S 8 BB 1-H 1B	1-2 2-3 3-H BB			1-1 FC4-6 1-2f	3	1	2	2	2	0	1
8 Yasmani Grandal, S (1, 2) OBP: 0.350, SLG: 0.365	G3-6-3 1-2f			1-3 2B	9 FC6-4 1-2 BB	K			K2-3	4	0	1	0	1	2	4
9 Jedd Gyorko, R (1, 4) OBP: 0.218, SLG: 0.211		G6-3		SF9 3-H	FC6-4 1-2f 2-3	K	K			3	0	0	1	0	1	2
23 Yonder Alonso, L (1, 3) OBP: 0.206, SLG: 0.239		G4-3		L7		G4-3	L6			4	0	0	0	0	0	1
25 Will Venable, L (1, 9) OBP: 0.239, SLG: 0.273		G3		BB		4 1B 24 1B 2 BB 1B	K			3	1	1	0	1	1	0
24 Cameron Maybin, R (1, 8) OBP: 0.500, SLG: 0.750			5 G3 2B	P3		2 BB 4 1B 13 BB 1-2 1B		F9		4	1	2	0	0	0	2
5 Alexi Amarista, L (1, 5) OBP: 0.281, SLG: 0.300 4 Nick Hundley, R (6, PH) OBP: 0.367, SLG: 0.567 3 Jace Peterson, L (6, PR) OBP: 0.167, SLG: 0.167 (6, 5)			G3 2-3		F8	13 BB 2 BB 1-2 2-3 1B		K		2 1 1	0 0 0	0 1 0	0 0 0	0 0 0	0 0 1	1 0 0
22 Ian Kennedy, R (1, 1) 21 Xavier Nady, R (8, PH) OBP: 0.250, SLG: 0.469 56 Joaquín Benoit, R (8, 1) 16 Huston Street, R (9, 1)			G5-3		K	K			P6	3 1 0 0	0 0 0 0	0 0 0 0	0 0 0 0	0 0 0 0	2 0 0 0	4 0 0 0

Inning Stats									
	R: 0 E: 0 K: 0 S: 7	H: 1 LOB: 0 BB: 0 P: 12	R: 0 E: 0 K: 0 S: 5	H: 0 LOB: 0 BB: 0 P: 9	R: 0 E: 0 K: 0 S: 11	H: 1 LOB: 1 BB: 0 P: 17	R: 1 E: 0 K: 0 S: 13	H: 1 LOB: 2 BB: 2 P: 25	R: 1 E: 0 K: 1 S: 11	H: 2 LOB: 2 BB: 1 P: 26
	R: 2 E: 0 K: 2 S: 19	H: 3 LOB: 3 BB: 2 P: 34	R: 0 E: 0 K: 2 S: 8	H: 0 LOB: 0 BB: 0 P: 12	R: 0 E: 0 K: 1 S: 7	H: 0 LOB: 0 BB: 0 P: 10	R: 0 E: 0 K: 1 S: 9	H: 0 LOB: 0 BB: 1 P: 15	1B: 6 2B: 2 3B: 0 HR: 0	SF: 1 SAC: 0 DP: 1 HBP: 0

	AB	32
	R	4
	H	8
	RBI	4
	BB	6
	SO	7
	LOB	16

WP: 1 PB: 0 SB: 2 CS: 0 PA: 39

PITCHER		IP	WLS	BF	H	R	ER	SO	BB	IBB	HBP	BLK	WP	HR	S	P	ERA	WHIP
38 Taylor Jordan, R ERA: 5.61	(1, 1)	4.0		16	3	1	1	0	2	0	0	0	0	0	36	63	2.25	1.250
48 Ross Detwiler, L ERA: 1.98	(5, 1)	1.1	L	9	4	3	3	1	1	0	0	0	1	0	18	38	20.25	3.750
30 Aaron Barrett, R ERA: 1.17	(6, 1)	0.1		4	1	0	0	1	2	0	0	0	0	0	9	18	0.00	9.000
13 Jerry Blevins, L ERA: 3.55	(6, 1)	1.1		4	0	0	0	3	0	0	0	0	0	0	11	16	0.00	0.000
22 Drew Storen, R ERA: 0.93	(8, 1)	1.0		3	0	0	0	1	0	0	0	0	0	0	7	10	0.00	0.000

PITCHER		IP	WLS	BF	H	R	ER	SO	BB	IBB	HBP	BLK	WP	HR	S	P	ERA	WHIP
36 Tyler Clippard, R ERA: 3.09	(9, 1)	1.0		3	0	0	0	1	1	0	0	0	0	0	9	15	0.00	1.000

San Diego Padres @ Washington Nationals

Nationals Park, Washington, DC

Sun Apr 27 2014, 1:38 PM - 4:48 PM EDT

Att. 34,873 - Sunny - 60 F

livebaseballscorecards.com

BOTTOM

Batter	1	2	3	4	5	6	7	8	9	AB	R	H	RBI	BB	SO	LOB
2 Denard Span, L (1, 8) OBP: 0.282, SLG: 0.286	P5		P4			K		F7		4	0	0	0	0	1	0
6 Anthony Rendon, R (1, 5) (5, 4) OBP: 0.339, SLG: 0.500	2B		K			G6-3		F8		4	1	1	0	0	1	0
28 Jayson Werth, R (1, 9) OBP: 0.369, SLG: 0.427	2B		K			L9			1B	4	0	2	1	0	1	0
25 Adam LaRoche, L (1, 3) OBP: 0.413, SLG: 0.489	K			F9			K		L9	4	0	0	0	0	2	2
20 Ian Desmond, R (1, 6) OBP: 0.275, SLG: 0.398	F8			K			1B		K	4	0	1	0	0	2	2
8 Danny Espinosa, S (1, 4) OBP: 0.338, SLG: 0.458				K			K		F9	1	0	0	0	0	1	0
48 Ross Detwiler, R (5, 1)										0	0	0	0	0	0	0
30 Aaron Barrett, R (6, 1)										0	0	0	0	0	0	0
13 Jerry Blevins, L (6, 1)										0	0	0	0	0	0	0
19 Kevin Frandsen, R (7, PH) OBP: 0.343, SLG: 0.290										1	0	0	0	0	1	1
22 Drew Storen, S (8, 1)										0	0	0	0	0	0	0
36 Tyler Clippard, R (9, 1)										0	0	0	0	0	0	0
12 Tyler Moore, R (9, PH) OBP: 0.250, SLG: 0.421		HBP								1	0	0	0	0	0	1
59 Jose Lobaton, S (1, 2) OBP: 0.333, SLG: 0.400	K		L7				G3			3	0	0	0	0	1	2
15 Nate McLouth, L (1, 7) OBP: 0.286, SLG: 0.235	G3-1		G4-3					HR		3	1	1	1	0	0	1
38 Taylor Jordan, R (1, 1) OBP: 0.125, SLG: 0.125	G6-3		G3-1					K		1	0	0	0	0	0	1
4 Zach Walters, S (5, 5) OBP: 0.286, SLG: 0.667										2	0	0	0	0	1	0

	AB	32
	R	2
	H	5
	RBI	2
	BB	0
	SO	11
	LOB	10

Inning Stats	1	2	3	4	5	6	7	8	9
	R: 1 E: 0 K: 1 S: 15	H: 2 LOB: 1 BB: 0 P: 24	R: 0 E: 0 K: 1 S: 11	H: 0 LOB: 1 BB: 0 P: 19	R: 0 E: 0 K: 2 S: 12	H: 0 LOB: 0 BB: 0 P: 17	R: 0 E: 0 K: 2 S: 10	H: 0 LOB: 0 BB: 0 P: 14	R: 0 E: 0 K: 0 S: 7	H: 0 LOB: 0 BB: 0 P: 12
	R: 0 E: 0 K: 1 S: 7	H: 0 LOB: 0 BB: 0 P: 11	R: 0 E: 0 K: 2 S: 14	H: 1 LOB: 1 BB: 0 P: 20	R: 1 E: 0 K: 1 S: 9	H: 1 LOB: 0 BB: 0 P: 12	R: 0 E: 0 K: 1 S: 9	H: 1 LOB: 1 BB: 0 P: 13		

| | | | | | | | | | |

Batter	1	2	3	4	5	6	7	8	9	AB	R	H	RBI	BB	SO	LOB
2 Denard Span, L (1, 8) OBP: 0.289, SLG: 0.284	C FC 95 S FC 96 B FC 97 X FC 96 1-2 G4-3		X KC 76 0-0 FC4-5 28 F8 6 1B 2-3		C KC 78 B FC 94 X KC 79 1-1 1B		C FC 91 C CH 85 B FF 94 B CH 84 X FC 93 2-2 G4-3		B FF 93 B FF 93 B FF 91 B FF 92 4-0 6 G4-3 6 S 25 1B BB	4	1	1	0	1	0	1
6 Anthony Rendon, R (1, 5) OBP: 0.333, SLG: 0.486	F FC 96 B FC 96 C KC 77 F FC 96 C FC 95 1-3 K		C FC 94 F FC 95 X FC 96 0-2 1-2 1B		F FC 95 C KC 78 B KC 79 1 SAFE T KC 80 1-2 K		S SL 86 X FC 95 0-1 G1-3		B FF 93 1 SAFE B KC 73 C FF 93 B FF 93 X FF 91 3-1 1-3 G4-3	5	0	1	0	0	2	2
28 Jayson Werth, R (1, 10) OBP: 0.379, SLG: 0.460	C FC 95 C KC 78 X KC 79 0-2 HR		B FC 95 F FC 95 B FC 95 F FC 95 B FC 96 X FF 95 3-2 2-3 F8		B KC 80 B FC 95 B FC 94 C FF 94 1 SAFE F FF 94 F FC 95 X FC 94 3-2 L7			C SL 87 B FC 95 B SL 85 C FC 94 F FC 95 B SL 88 X SL 85 3-2 25 2B 1B	F FF 94 B CH 75 D CH 74 B FF 93 F FF 93 F CH 73 B FF 94 4-2 25 E 25 1B BB	4	2	2	1	1	0	3
25 Adam LaRoche, L (1, 3) OBP: 0.413, SLG: 0.495	B FF 94 F FF 94 C FC 94 F FC 94 F FC 94 B KC 79 F KC 79 X FC 95 2-2 G6-3		B FC 95 C FC 95 B KC 80 S KC 78 F FC 95 C FC 95 2-3			C FC 92 B CH 84 B KC 76 X FC 93 2-1 G4-3		B CH 78 B SI 87 1 SAFE F SI 87 X SI 87 2-1 1-H 19 1B 2B	B CH 75 F FF 89 D KC 78 X FF 94 2-1 1-3 3-H E9 20 G6-4-3 1B	5	0	2	2	0	1	2
20 Ian Desmond, R (1, 6) OBP: 0.272, SLG: 0.383		B FF 94 X FC 94 1-0 P3		B KC 76 C FC 94 F KC 78 C FC 94 1-3		B FC 94 B KC 77 B FC 93 B FC 93 4-0 8 WP BB		B SL 83 C SI 90 F SL 85 F SI 94 F SL 87 B SI 94 F SI 93 S SL 86 2-3	F FF 93 X KC 78 0-1 1-2f G6-4-3	4	0	0	0	1	2	3
8 Danny Espinosa, S (1, 4) OBP: 0.333, SLG: 0.447		B FF 94 X FC 94 1-0 G3-1		B FC 94 X FC 94 1-0 15 G3 1B		1 SAFE B KC 77 F FC 93 B KC 77 C FC 94 F FC 94 X FC 94 2-2 1-2 L4		X SI 92 0-0 G1-3		4	0	1	0	0	0	2
15 Nate McLouth, L (1, 9) OBP: 0.304, SLG: 0.222		C FC 94 C FC 95 B KC 79 S FC 94 1-3 K		C KC 76 T FF 95 X KC 78 0-2 1-2 G3		B FF 93 B FC 93 B FC 94 B FC 92 4-0 BB		I IN 71 I IN 71 I IN 71 I IN 72 4-0 19 1B IBB		2	0	0	0	2	1	1
19 Kevin Frandsen, R (1, 7) OBP: 0.359, SLG: 0.294			C FF 95 H KC 76 1-1 59 2B HBP	C KC 78 B FF 94 D KC 78 X FC 95 2-1 G3-1		C KC 78 F FF 95 B KC 80 B KC 79 F KC 80 S FC 94 2-3 K		B SI 92 F SI 93 X SL 85 1-1 1-2 2-3 1B		3	1	1	0	0	1	3
59 Jose Lobaton, S (1, 2) OBP: 0.329, SLG: 0.406			B FC 93 1 SAFE B FC 93 X FC 93 2-0 2 FC4-5 1-H 2B		C KC 76 S KC 78 B FF 94 B FC 93 X KC 79 2-2 L8		X FC 93 0-0 F7	S SL 86 B SL 87 C SI 92 D SL 87 C SI 92 2-3 K		4	0	1	1	0	1	3
Inning Stats	R: 1 E: 0 K: 1 S: 16 H: 1 LOB: 0 BB: 0 P: 20	R: 0 E: 0 K: 1 S: 5 H: 0 LOB: 0 BB: 0 P: 8	R: 1 E: 0 K: 1 S: 13 H: 2 LOB: 2 BB: 0 P: 21	R: 0 E: 0 K: 1 S: 9 H: 1 LOB: 1 BB: 0 P: 13	R: 0 E: 0 K: 1 S: 12 H: 1 LOB: 1 BB: 0 P: 19	R: 0 E: 0 K: 1 S: 10 H: 0 LOB: 2 BB: 2 P: 24	R: 0 E: 0 K: 0 S: 6 H: 0 LOB: 0 BB: 0 P: 8	R: 1 E: 0 K: 2 S: 18 H: 3 LOB: 3 BB: 1 P: 32	R: 1 E: 1 K: 0 S: 9 H: 1 LOB: 1 BB: 2 P: 22	1B: 6 2B: 2 3B: 0 HR: 1 SF: 0 SAC: 0 DP: 1 HBP: 1						

PITCHER		IP	WLS	BF	H	R	ER	SO	BB	IBB	HBP	BLK	WP	HR	S	P	ERA	WHIP
48 Jarred Cosart, R ERA: 5.52	(1, 1)	6.0		26	5	2	2	6	2	0	1	0	1	1	65	105	3.00	1.167
45 Anthony Bass, R ERA: 4.61	(7, 1)	1.0	H	4	1	1	1	0	0	0	0	0	0	0	10	15	9.00	1.000
44 Raul Valdes, L ERA: 8.1	(8, 1)	0.0	B	1	1	0	0	0	0	0	0	0	0	0	2	4	∞	∞
50 Chad Qualls, R ERA: 5.4	(8, 1)	1.0		5	1	0	0	2	0	1	0	0	0	0	12	21	0.00	1.000
35 Josh Fields, R ERA: 9.58	(9, 1)	1.0	L	5	1	1	1	0	2	0	0	0	0	0	9	22	9.00	3.000

PITCHER	IP	WLS	BF	H	R	ER	SO	BB	IBB	HBP	BLK	WP	HR	S	P	ERA	WHIP

TOP

Washington Nationals @ Houston Astros

Minute Maid Park, Houston, TX

Tue Apr 29 2014, 7:12 PM - 10:36 PM CDT

Att. 23,394 - Clear - 81 F

livebaseballscorecards.com

AB	35
R	4
H	9
RBI	4
BB	5
SO	8
LOB	20

WP: 1 PB: 0 SB: 1 CS: 0 PA: 41

BOTTOM

Batter	1	2	3	4	5	6	7	8	9	AB	R	H	RBI	BB	SO	LOB
27 Jose Altuve, R (1, 4) OBP: 0.331, SLG: 0.378	F SI 91 X SI 92 0-1 ① F7		B CU 77 B SI 93 F CH 82 F FF 93 B CU 79 X CH 84 3-2 ② F7		B SI 92 F CH 83 X SI 94 1-1 ① L7		X FF 92 0-0 ③ L8		C SL 85 X SL 84 0-1 ③ F9	5	0	0	0	0	0	3
21 Dexter Fowler, S (1, 8) OBP: 0.316, SLG: 0.375	F SI 92 S CH 83 B SI 93 B CU 78 B CH 84 S SI 94 3-3 ② K		F SI 93 X SI 93 0-1 15 2B 4 1B 3-H 1B		C CU 78 C CU 79 B CU 81 B SI 94 S CU 80 2-3 ② K			C CH 80 X CU 75 0-1 ① G4-3		4	1	1	1	0	2	0
15 Jason Castro, L (1, 2) OBP: 0.340, SLG: 0.443	C SI 94 B CU 80 B CU 78 B FF 93 B SI 94 4-1 BB		1 SAFE B SI 92 B SI 92 1 SAFE X SI 93 2-0 4 1B 1-3 2B		C CU 77 B SI 93 B CU 78 F SI 92 C CU 78 2-3 ③ K			C CU 76 B CH 81 B FF 93 S CH 80 B FF 93 F CH 81 B FF 93 4-2 BB		2	1	1	0	2	1	0
4 George Springer, R (1, 9) OBP: 0.263, SLG: 0.216	C SI 92 D CH 82 1 SAFE B CH 84 B SI 92 F FF 93 C SI 93 3-3 ③ K		C CU 77 S SI 93 B CU 79 D CU 80 D CU 79 X CH 82 3-2 2-H 3-H 1B			C CU 77 F SI 93 S CU 80 0-3 ① K		C CH 81 S FF 93 F FS 82 F FF 92 F CH 81 S FF 92 0-3 ② K		4	0	1	2	0	3	2
14 Jesus Guzman, R (1, 3) OBP: 0.241, SLG: 0.333 18 Marc Krauss, L (8, PH) OBP: 0.217, SLG: 0.259 (9, 3)		C SI 90 B SI 93 X SI 92 1-1 ① L8	S FF 94 X CU 79 0-1 ③ G1-3			B CU 77 B SI 94 S SI 94 S SI 93 B CU 79 X SI 94 3-2 1B		C CU 76 B FS 82 C FF 93 S FF 92 1-3 ③ K		3 1	0 0	1 0	0 0	0 1	0 1	1 1
23 Chris Carter, R (1, 10) OBP: 0.281, SLG: 0.346		C SI 93 B CU 78 F CU 80 B FF 93 S SI 94 2-3 ② K		F CU 76 B FF 92 S SI 93 F SI 92 B CU 80 B SI 94 F SI 94 X SI 94 3-2 ① P6		C CU 77 S SI 92 C CU 79 0-3 ② K			C SL 83 X SL 84 0-1 ① G6-3	4	0	0	0	0	2	1
28 L.J. Hoes, R (1, 7) OBP: 0.229, SLG: 0.233 8 Alex Presley, L (9, PH) OBP: 0.250, SLG: 0.371		B SI 93 C CH 84 B SI 94 B SI 94 F SI 94 F SI 94 C SI 94 3-3 ③ K		B CU 78 B SI 93 B SI 93 C SI 93 B SI 93 4-1 BB		B SI 93 1 SAFE B SI 93 B SI 93 C SI 92 S SI 92 F SI 93 X SI 94 3-2 ③ G4-3			C FC 90 F FF 92 B SL 84 T FF 91 1-2 ② K	2 1	0 0	0 0	0 0	1 0	1 1	1 0
30 Matt Dominguez, R (1, 5) OBP: 0.286, SLG: 0.404 9 Marwin Gonzalez, S (9, PR) OBP: 0.292, SLG: 0.391			B SI 90 C SI 91 B CU 74 F SI 93 B SI 93 X SI 93 3-2 6 SH1-3 21 1B 2B	X SI 92 0-0 ② F8			B FC 86 X FC 86 1-0 ① G4-3		B SL 84 B SL 83 B FF 91 B FF 90 4-0 6 BB BB	3 0	1 0	1 0	0 0	1 0	0 0	1 0
6 Jonathan Villar, S (1, 6) OBP: 0.291, SLG: 0.456			X SI 92 0-0 ① SH1-3 2-3	1 SAFE B SI 92 S CH 84 S CH 82 F FF 94 1 SAFE C CU 79 1-3 ③ K			S FF 92 B KC 79 C KC 80 B FC 85 B FF 92 S FC 85 3-3 ② K		1 SAFE B SI 90 B FF 89 C FF 90 B FF 90 B FF 92 4-1 1-2 BB	2	0	0	0	1	2	1

Inning Stats										
	R: 0 E: 0 K: 2 S: 9	H: 0 LOB: 1 BB: 1 P: 19	R: 0 E: 0 K: 2 S: 9	H: 0 LOB: 0 BB: 0 P: 15	R: 3 E: 0 K: 0 S: 15	H: 4 LOB: 1 BB: 0 P: 26	R: 0 E: 0 K: 1 S: 11	H: 0 LOB: 1 BB: 1 P: 19	R: 0 E: 0 K: 2 S: 8	H: 0 LOB: 0 BB: 0 P: 13
	R: 0 E: 0 K: 2 S: 13	H: 1 LOB: 1 BB: 0 P: 19	R: 0 E: 0 K: 1 S: 5	H: 0 LOB: 0 BB: 0 P: 9	R: 0 E: 0 K: 2 S: 14	H: 0 LOB: 1 BB: 1 P: 19	R: 0 E: 0 K: 1 S: 8	H: 0 LOB: 2 BB: 2 P: 17	1B: 3 2B: 2 3B: 0 HR: 0	SF: 0 SAC: 1 DP: 0 HBP: 0	WP: 0 PB: 0 SB: 0 CS: 0	PA: 37

PITCHER		IP	WLS	BF	H	R	ER	SO	BB	IBB	HBP	BLK	WP	HR	S	P	ERA	WHIP
47 Gio González, L ERA: 3.25	(1, 1)	6.0		25	5	3	3	9	2	0	0	0	0	0	65	111	4.50	1.167
35 Craig Stammen, R ERA: 4.11	(7, 1)	1.0		3	0	0	0	1	0	0	0	0	0	0	5	9	0.00	0.000
36 Tyler Clippard, R ERA: 2.84	(8, 1)	1.0	W	4	0	0	0	2	1	0	0	0	0	0	14	19	0.00	1.000
29 Rafael Soriano, R ERA:	(9, 1)	1.0	S	5	0	0	0	1	2	0	0	0	0	0	8	17	0.00	2.000

PITCHER	IP	WLS	BF	H	R	ER	SO	BB	IBB	HBP	BLK	WP	HR	S	P	ERA	WHIP

Washington Nationals @ Houston Astros

Minute Maid Park, Houston, TX

Tue Apr 29 2014, 7:12 PM - 10:36 PM CDT

Att. 23,394 - Clear - 81 F

livebaseballscorecards.com

AB	31
R	3
H	5
RBI	3
BB	5
SO	13
LOB	11

Washington Nationals @ Houston Astros

Minute Maid Park, Houston, TX

Wed Apr 30 2014, 7:13 PM - 10:14 PM CDT

Att. 25,172 - Partly Cloudy - 74 F

livebaseballscorecards.com

TOP

Batter	1	2	3	4	5	6	7	8	9	AB	R	H	RBI	BB	SO	LOB
2 Denard Span, L (1, 8) OBP: 0.295, SLG: 0.314	C SI 90 B SI 90 B SI 90 F SI 90 S KC 80 2-3 K		B KC 78 C SI 90 B SI 90 B SI 90 F SI 90 X SI 90 3-2 E9 3B	D KC 79 X SI 89 1-0 6 2B 1-3 1B		B FF 91 B FF 91 F FF 92 X FF 93 2-1 F7		C FF 92 X CH 84 0-1 G4-3		5	2	2	0	0	1	0
6 Anthony Rendon, R (1, 5) OBP: 0.352, SLG: 0.544	C SI 91 B CH 82 S CH 82 F FF 92 B CH 82 B SI 92 X SI 91 3-2 2B		B KC 79 C SI 90 F CH 80 X KC 79 1-2 28 FC6-4 1B	1 SAFE B SI 90 S CH 81 S CH 81 1 SAFE X SI 90 1-2 28 1B 1-H 3-H 2B		B SL 83 B FF 92 F FF 93 X CH 82 2-1 HR		B FF 95 C CH 86 B CU 76 X CH 84 2-1 F7		5	2	4	3	0	0	0
28 Jayson Werth, R (1, 10) OBP: 0.375, SLG: 0.452 15 Nate McLouth, L (9, PH) OBP: 0.298, SLG: 0.216 (9, 10)	C CH 80 B SI 90 C CH 82 F KC 80 C SI 92 1-3 K		C SI 90 X CH 81 0-1 FC6-4 12 K 20 1B 1-2f	S KC 78 X CH 81 0-1 2-H 1B		C CU 78 X FF 93 0-1 F9			X FF 93 0-0 F9	4 1	0 0	1 0	1 0	0 0	1 0	2 0
20 Ian Desmond, R (1, 6) OBP: 0.269, SLG: 0.375	B CH 82 C SI 90 X CH 82 1-1 G3		S CH 82 C SI 91 F CH 81 X SI 91 0-2 1-2 1B	X CH 81 0-0 P2		B CU 76 C FF 94 F CU 76 B CU 78 X CU 77 2-2 G1-3			C FF 94 B FF 94 S FF 95 F FF 95 F FF 96 S FF 95 1-3 K	5	0	1	0	0	1	2
12 Tyler Moore, R (1, 3) OBP: 0.240, SLG: 0.348		C SI 90 C CH 82 X SI 91 0-2 G6-3	F SI 90 D CH 82 S CH 82 2 SAFE S CH 81 1-3 K 2-3		B SI 89 B SI 89 B SI 89 B SI 89 4-0 19 G6-4-3 BB		C FF 92 X CU 78 0-1 G5-3		B SL 89 F FF 95 S FF 94 C FF 96 1-3 K	4	0	0	0	1	2	2
19 Kevin Frandsen, R (1, 7) OBP: 0.372, SLG: 0.342		B SI 90 F SI 91 B SI 91 X CH 81 2-1 F9		C SI 89 B KC 77 X SI 89 1-1 41 1B 41 E 1B	C SI 89 X KC 78 0-1 G6-4-3 1-2f		X FF 94 0-0 8 G3-1 2B			4	1	2	0	0	0	1
8 Danny Espinosa, S (1, 4) OBP: 0.341, SLG: 0.488		L SI 91 C KC 78 X SI 92 0-2 41 S 1B	F SI 89 S CH 81 B KC 78 1 SAFE 1 SAFE S CH 81 1-3 K	B CH 81 F SI 89 B KC 78 S SI 89 X SI 90 2-2 HR		C CU 79 B FF 95 B CH 84 X CH 84 2-1 G3-1 2-3				4	1	2	1	0	1	2
41 Sandy León, S (1, 2) OBP: 0.256, SLG: 0.286		1 SAFE B SI 90 B CH 81 F SI 90 1 SAFE B CH 81 F SI 90 B SI 89 4-2 21 FC6-4 1-2 BB	X CH 82 0-0 E3 2 1B 6 2B 1-H 1B	B FF 94 B FF 94 B FF 93 C FF 91 C FF 91 B FF 93 4-2 BB		B SL 81 X FF 94 1-0 F8				2	1	1	0	2	0	1
21 Steven Souza Jr., R (1, 9) OBP: 0.222, SLG: 0.125		X CH 82 0-0 FC6-4 1-2f	C SI 91 F CH 82 B CH 81 B SI 90 C CH 81 2-3 K	C FF 93 B CU 75 B CH 82 C FF 93 B CU 77 C FF 94 3-3 K				X FF 92 0-0 L6		4	0	0	0	0	2	4
Inning Stats	R: 0 E: 0 K: 2 S: 13 H: 1 LOB: 1 BB: 0 P: 20	R: 0 E: 0 K: 0 S: 11 H: 1 LOB: 2 BB: 1 P: 17	R: 1 E: 1 K: 1 S: 15 H: 3 LOB: 1 BB: 0 P: 20	R: 4 E: 1 K: 2 S: 16 H: 5 LOB: 1 BB: 0 P: 22	R: 1 E: 0 K: 1 S: 10 H: 1 LOB: 1 BB: 2 P: 23	R: 1 E: 0 K: 0 S: 9 H: 1 LOB: 0 BB: 0 P: 15	R: 0 E: 0 K: 0 S: 6 H: 1 LOB: 1 BB: 0 P: 9	R: 0 E: 0 K: 0 S: 5 H: 0 LOB: 0 BB: 0 P: 7	R: 0 E: 0 K: 2 S: 9 H: 0 LOB: 0 BB: 0 P: 11	1B: 7 2B: 3 3B: 1 HR: 2 SF: 0 SAC: 0 DP: 1 HBP: 0						

	AB	38
	R	7
	H	13
	RBI	5
	BB	3
	SO	8
	LOB	14

WP: 0 PB: 0 SB: 1 CS: 0 PA: 41

PITCHER		IP	WLS	BF	H	R	ER	SO	BB	IBB	HBP	BLK	WP	HR	S	P	ERA	WHIP
39 Brett Oberholtzer, L ERA: 5.63	(1, 1)	4.2	L	25	11	6	6	5	2	0	0	0	0	1	60	90	11.57	2.786
56 Paul Clemens, R ERA: 4.73	(5, 1)	3.1		13	2	1	1	1	1	0	0	0	0	1	25	43	2.70	0.900
68 José Cisnero, R ERA:	(9, 1)	1.0		3	0	0	0	2	0	0	0	0	0	0	9	11	0.00	0.000

PITCHER		IP	WLS	BF	H	R	ER	SO	BB	IBB	HBP	BLK	WP	HR	S	P	ERA	WHIP

Batter	1	2	3	4	5	6	7	8	9	AB	R	H	RBI	BB	SO	LOB
27 Jose Altuve, R (1, 4) OBP: 0.325, SLG: 0.371	C FF 93 X FF 94 0-1 G6-3		1 SAFE B SL 86 X FF 94 1-0 F8		X FF 92 0-0 1-2 1B		C SL 84 B SI 92 F SI 93 S SL 84 1-3 K		B FF 92 F FF 92 D FC 86 X FF 92 2-1 G6-4-3 1-2f	5	0	1	0	0	1	4
21 Dexter Fowler, S (1, 8) OBP: 0.307, SLG: 0.363 28 L.J. Hoes, R (7, 7) OBP: 0.224, SLG: 0.227	C FF 94 S FF 94 B FF 94 B FF 95 F SL 86 B FF 95 F FF 95 F FF 95 X FF 95 3-2 G3-1		S FF 94 F FF 95 B FF 94 B FF 93 C CH 87 2-3 K		S CH 86 B FF 94 F FF 93 X FF 93 1-2 L6		B FF 93 F SI 93 X SI 93 1-1 1-2f FC6-4			3	0	0	0	0	1	3
										1	0	0	0	0	0	2
15 Jason Castro, L (1, 2) OBP: 0.330, SLG: 0.427 22 Carlos Corporán, S (8, 2) OBP: 0.188, SLG: 0.367	C FF 94 B FF 95 B CH 88 F FF 95 F CU 80 F FF 95 F SL 89 F FF 95 B FF 96 3-3 K			C FF 94 B FF 94 B FF 94 B FF 94 C FF 93 S FF 94 3-3 K	B CU 76 C FF 93 F FF 94 F SL 87 C FF 94 1-3 K			F SI 92 S SI 93 B SL 77 X SL 78 1-2 G5-3		3	0	0	0	0	3	2
										1	0	0	0	0	0	0
4 George Springer, R (1, 9) OBP: 0.262, SLG: 0.218		C FF 94 B FF 94 F FF 94 B FF 94 X SL 88 2-2 P4		X FF 94 0-0 14 1B		B FF 94 F FF 94 F FF 93 S SL 87 1-3 K		F SI 93 B SI 94 X SI 93 1-1 P4		4	0	1	0	0	1	0
14 Jesus Guzman, R (1, 3) OBP: 0.276, SLG: 0.382		B SL 87 C SL 86 F FF 94 B FF 94 X FF 95 2-2 8 FC4-6 1B		B FF 95 X FF 93 1-0 23 FC5-4 1-2 1B		B SL 85 S FF 94 X FF 94 1-1 G5-3		B SL 77 B CH 84 B SI 92 C SI 92 F SI 93 X SI 94 3-2 8 1B 2B		4	0	3	0	0	0	0
8 Alex Presley, L (1, 7) OBP: 0.250, SLG: 0.364 (7, 8)		B FF 93 1 SAFE D CH 86 C FF 94 1 SAFE F FF 94 B FF 94 X FF 94 3-2 FC4-6 1-2f		F FF 94 F FF 95 X FF 94 0-2 F5		B FF 94 F FF 94 F FF 94 F FF 94 B FF 94 X FF 95 2-2 G4-3		C SI 94 F SI 92 X SL 79 0-2 2-3 1B		4	0	1	0	0	0	3
23 Chris Carter, R (1, 10) OBP: 0.270, SLG: 0.329		1 SAFE X FF 94 0-0 G1-6-3		C SL 85 D SL 86 X SL 84 1-1 FC5-4 1-2f			S FF 93 S SL 84 B SL 85 S SL 86 1-3 K	C SI 94 S SI 94 S FF 94 0-3 K		4	0	0	0	0	2	5
30 Matt Dominguez, R (1, 5) OBP: 0.304, SLG: 0.407			B FF 94 C SL 86 B FF 94 C FF 95 B CU 80 F FF 95 B FF 95 4-2 BB		B FF 93 X FF 93 1-0 F7		X FF 92 0-0 6 1B		C FF 92 B SL 84 H FF 93 2-1 27 G6-4-3 HBP	2	0	1	0	1	0	0
6 Jonathan Villar, S (1, 6) OBP: 0.300, SLG: 0.458			F FF 94 S FF 94 B FF 94 B CU 80 C FF 94 2-3 K		B FF 93 S FF 93 X FF 93 1-1 27 1B 1B		B FF 92 C CH 86 B FF 92 X FF 92 2-1 28 FC6-4 1-2 1B		B FF 93 X FF 93 1-0 L8	4	0	2	0	0	1	2

BOTTOM

Washington Nationals @ Houston Astros

Minute Maid Park, Houston, TX

Wed Apr 30 2014, 7:13 PM - 10:14 PM CDT

Att. 25,172 - Partly Cloudy - 74 F

livebaseballscorecards.com

AB	35
R	0
H	9
RBI	0
BB	1
SO	9
LOB	21

Inning Stats	1	2	3	4	5	6	7	8	9
	R: 0 E: 0 K: 1 S: 16	H: 0 LOB: 0 BB: 0 P: 22	R: 0 E: 0 K: 0 S: 10	H: 1 LOB: 1 BB: 0 P: 17	R: 0 E: 0 K: 2 S: 10	H: 0 LOB: 1 BB: 1 P: 19	R: 0 E: 0 K: 1 S: 10	H: 2 LOB: 2 BB: 0 P: 15	R: 0 E: 0 K: 1 S: 11	H: 2 LOB: 2 BB: 0 P: 15
	R: 0 E: 0 K: 1 S: 9	H: 0 LOB: 0 BB: 0 P: 13	R: 0 E: 0 K: 2 S: 11	H: 2 LOB: 2 BB: 0 P: 16	R: 0 E: 0 K: 1 S: 14	H: 2 LOB: 2 BB: 0 P: 19	R: 0 E: 0 K: 0 S: 4	H: 0 LOB: 0 BB: 0 P: 9	1B: 8 2B: 1 3B: 0 HR: 0	SF: 0 SAC: 0 DP: 1 HBP: 1
	WP: 0 PB: 0 SB: 0 CS: 0	PA: 37								

PITCHER		IP	WLS	BF	H	R	ER	SO	BB	IBB	HBP	BLK	WP	HR	S	P	ERA	WHIP
27 Jordan Zimmermann, R ERA: 3.27	(1, 1)	6.1	W	27	7	0	0	7	1	0	0	0	0	0	72	110	0.00	1.263
30 Aaron Barrett, R ERA: 1.08	(7, 1)	0.2		2	0	0	0	1	0	0	0	0	0	0	5	7	0.00	0.000
48 Ross Detwiler, L ERA: 1.84	(8, 1)	1.0		5	2	0	0	1	0	0	0	0	0	0	14	19	0.00	2.000
52 Ryan Mattheus, R ERA:	(9, 1)	1.0		3	0	0	0	0	0	0	1	0	0	0	4	9	0.00	0.000

PITCHER	IP	WLS	BF	H	R	ER	SO	BB	IBB	HBP	BLK	WP	HR	S	P	ERA	WHIP

Batter	1	2	3	4	5	6	7	8	9	AB	R	H	RBI	BB	SO	LOB
2 Denard Span, L (1, 8) OBP: 0.290, SLG: 0.319	C FF 89 X FF 90 0-1 ① G4-3		C FC 86 X FC 86 0-1 ② L9		B FF 89 B FF 90 X FF 90 2-0 ② G4-3 2-3 3-H			C SI 90 F SI 91 X CU 79 0-2 6 S 6 1B 2B	S SL 82 B SL 83 X SL 81 1-1 ① F9	5	1	1	1	0	0	2
6 Anthony Rendon, R (1, 5) OBP: 0.346, SLG: 0.529	C FF 89 B FF 90 C SI 89 B FC 86 X FC 86 2-2 ② G5-3		C FF 90 F CU 74 X CH 83 0-2 ③ G5-3		C CH 82 B SI 89 S FC 86 X SI 89 1-2 ③ L4			C SI 88 F SL 87 B SL 87 X SL 88 1-2 28 1B 25 1B 2-H 1B	C FF 88 B FF 90 B SL 82 F FF 90 S SL 84 2-3 ② K	5	1	1	1	0	1	2
28 Jayson Werth, R (1, 9) OBP: 0.392, SLG: 0.463	C FF 90 B FF 90 F FC 85 F FF 90 B FC 87 X FF 90 2-2 ③ F9			C FF 88 B FF 89 B FC 85 B CH 83 B FF 87 4-1 8 FC6-4 BB		C FF 89 F CU 72 X CH 82 0-2 25 G3 1B		B SL 86 1 SAFE B FF 89 C SL 87 1 SAFE B SI 88 1 SAFE X SL 86 3-1 25 1B 1-2 20 2B 1B	C FF 91 F FF 90 X FF 91 1-2 20 FC5 15 BB 1B	4	1	3	0	1	0	0
25 Adam LaRoche, L (1, 3) OBP: 0.407, SLG: 0.485 15 Nate McLouth, L (8, PR) OBP: 0.313, SLG: 0.216 (8, 7)		F FF 88 F SI 89 B FC 86 F SI 90 B CH 84 B SL 80 F FC 85 C FC 86 3-3 ① K		B FF 88 S FC 84 B CH 83 C FF 88 C SI 90 2-3 ① K		C SL 79 X FF 88 0-1 ①② G3 1-2f		T SI 96 B SI 95 X SI 97 1-1 20 2B 1-2 2-H 1B	C FF 90 D SL 81 D FF 90 B SL 83 F FF 90 F FF 91 F FF 91 B FF 90 4-2 20 FC5 1-2 BB	4 0	0 0	1 0	1 0	0 0	2 1	2 0
20 Ian Desmond, R (1, 6) OBP: 0.266, SLG: 0.376		B SI 89 C SI 90 F FF 89 B CH 82 F FF 90 B CH 85 X SI 89 3-2 ② F9		C SI 90 F SI 90 X FF 89 0-2 ② F8		S CH 82 B SI 89 F FF 90 F CU 73 X CH 83 1-2 ③ G5-3		D SL 83 B SI 96 X SI 96 2-0 1-3 2-H 2B	T SL 81 S SL 82 X SL 82 0-2 ③ FC5 1-2 2-3f	5	0	1	1	0	0	3
8 Danny Espinosa, S (1, 4) OBP: 0.337, SLG: 0.476		S FF 89 B CH 85 F CH 82 S CU 74 1-3 ③ K		C CH 82 B CU 73 C FF 89 1 SAFE X FF 90 1-2 ③ FC6-4 1-2f			C FF 89 B FF 90 X FF 90 1-1 12 S 1B	S SL 86 B SI 96 B SL 85 S SL 85 D SL 86 S SL 84 3-3 ① K		4	0	1	0	0	2	3
12 Tyler Moore, R (1, 7) OBP: 0.276, SLG: 0.481 (8, 3)			C FF 89 F CH 82 B CH 83 B SI 90 X FC 85 2-2 HR	C FF 88 X FF 89 0-1 37 SH1-4 59 E 2 G4-3 1B			D SI 89 C FF 89 F FC 86 F CH 83 S CH 83 1-3 ① K 1-2	C SI 96 F SI 97 S SI 97 0-3 ② K		4	2	2	1	0	2	3
59 Jose Lobaton, S (1, 2) OBP: 0.324, SLG: 0.388			B FF 89 F SI 90 X SI 90 1-1 ① G5-3		B CH 81 B CH 83 X SI 88 2-0 FC4 2 G4-3 37 SH1-4 1-2		D CU 73 D CU 74 B FF 88 C FF 88 C CH 82 C FF 89 3-3 ② K	F SI 97 B SL 85 D SL 84 B SI 98 B SI 97 4-1 BB		3	0	0	0	1	1	2
37 Stephen Strasburg, R (1, 1) 19 Kevin Frandsen, R (7, PH) OBP: 0.364, SLG: 0.333 30 Aaron Barrett, R (7, 1) 13 Jerry Blevins, L (7, 1) 4 Zach Walters, S (8, PH) OBP: 0.267, SLG: 0.615 36 Tyler Clippard, R (8, 1) 29 Rafael Soriano, R (9, 1)			B FF 89 B FF 90 B FF 90 B FF 88 4-0 BB		L FF 89 X FF 90 0-1 ① SH1-4 1-2 2-3		C CH 82 X CH 82 0-1 ③ F9	C SI 98 S SI 97 D SL 87 F SL 85 S SI 97 1-3 ③ K		0 1 0 0 1 0 0	0 0 0 0 0 0 0	0 0 0 0 0 0 0	0 0 0 0 0 1 0	1 0 0 0 0 3 0	0 1 0 0 0 0 0	0 1 0 0 0 3 0
Inning Stats	R: 0 E: 0 K: 0 S: 9 H: 0 LOB: 0 BB: 0 P: 13	R: 0 E: 0 K: 2 S: 12 H: 0 LOB: 0 BB: 0 P: 19	R: 1 E: 0 K: 0 S: 10 H: 1 LOB: 1 BB: 1 P: 17	R: 0 E: 0 K: 1 S: 10 H: 0 LOB: 1 BB: 1 P: 17	R: 1 E: 1 K: 0 S: 9 H: 1 LOB: 1 BB: 0 P: 14	R: 0 E: 0 K: 0 S: 9 H: 1 LOB: 0 BB: 0 P: 10	R: 0 E: 0 K: 2 S: 11 H: 1 LOB: 1 BB: 0 P: 16	R: 3 E: 0 K: 3 S: 22 H: 5 LOB: 3 BB: 1 P: 37	R: 0 E: 0 K: 1 S: 15 H: 1 LOB: 2 BB: 1 P: 23	1B: 7 2B: 2 3B: 0 HR: 1 SF: 0 SAC: 1 DP: 1 HBP: 0						

PITCHER		IP	WLS	BF	H	R	ER	SO	BB	IBB	HBP	BLK	WP	HR	S	P	ERA	WHIP
33 Cliff Lee, L ERA: 3.0	(1, 1)	7.0		27	4	2	1	5	2	0	0	0	0	1	70	106	1.29	0.857
37 Mike Adams, R ERA: 8.31	(8, 1)	0.0	L	3	3	3	3	0	0	0	0	0	0	0	8	12	∞	∞
63 Jake Diekman, L ERA: 6.75	(8, 1)	1.0		6	2	0	0	3	1	0	0	0	0	0	14	25	0.00	3.000
59 Antonio Bastardo, L ERA: 3.75	(9, 1)	1.0		5	1	0	0	1	1	0	0	0	0	0	15	23	0.00	2.000

PITCHER	IP	WLS	BF	H	R	ER	SO	BB	IBB	HBP	BLK	WP	HR	S	P	ERA	WHIP

TOP

Washington Nationals @ Philadelphia Phillies
Citizens Bank Park, Philadelphia, PA
Fri May 02 2014, 7:07 PM - 10:18 PM EDT
Att. 31,945 - Partly Cloudy - 68 F

livebaseballscorecards.com

AB	36
R	5
H	10
RBI	5
BB	4
SO	9
LOB	21

BOTTOM

Batter	1	2	3	4	5	6	7	8	9	AB	R	H	RBI	BB	SO	LOB
2 Ben Revere, L (1, 8) OBP: 0.301, SLG: 0.307	C FF 94 X SI 94 0-1 G4-3		C CH 88 B FF 96 X SI 95 1-1 F7		B CH 87 C FF 94 F FF 94 X SI 94 1-2 L7		D CU 74 B SL 86 X SI 90 2-0 G6-3			4	0	0	0	0	0	1
11 Jimmy Rollins, S (1, 6) OBP: 0.321, SLG: 0.388	X FF 95 0-0 F9		B CU 79 B CH 87 B FF 95 C SI 94 B FF 95 4-1 26 WP BB		B CU 78 S CH 88 C SI 94 S CU 79 1-3 K			B FF 92 C FF 91 B CU 76 B CH 82 C FF 92 B FF 92 4-2 26 1B BB		2	0	0	0	2	1	0
26 Chase Utley, L (1, 4) OBP: 0.411, SLG: 0.567	B SI 95 C CH 89 F FF 95 F CU 80 B CH 90 X SI 97 2-2 6 1B 3 HR 1B		1 SAFE C CU 79 1 SAFE F SI 93 B CU 81 S CH 88 1-3 K 1-2		B SI 94 B CU 79 F FF 94 C CH 89 X SI 95 2-2 P4			C CH 82 B FS 82 X CH 82 1-1 1-2 1B		4	1	2	0	0	1	1
6 Ryan Howard, L (1, 3) OBP: 0.330, SLG: 0.461	B SI 95 X SI 94 1-0 3 HR 1-3 1B		C CU 78 B SI 94 X CH 88 1-1 G2-3			B SI 95 F CH 88 F SI 95 S CU 80 1-3 K		B FF 93 B CH 81 X CH 81 2-0 F6		4	1	1	0	0	1	3
3 Marlon Byrd, R (1, 9) OBP: 0.318, SLG: 0.457	C CU 78 B SI 96 F FF 95 D CH 90 F CU 80 X FF 96 2-2 1-H 3-H HR			B CU 78 B FF 93 F CH 88 S FF 95 X SL 82 2-2 G6-3		B SI 95 B CH 88 C CH 89 B FF 95 F FF 96 X CU 81 3-2 9 G4-6-3 1B		S FF 91 F CH 82 S FS 83 0-3 K		4	1	2	3	0	1	2
9 Domonic Brown, L (1, 7) OBP: 0.303, SLG: 0.303	S FF 95 S CH 90 S FF 94 0-3 K			C CH 88 F CH 88 B CH 89 S CH 89 1-3 K		1 SAFE F FF 94 B SI 94 1 SAFE S CH 87 X CU 80 1-2 G4-6-3 1-2f		F CH 81 F FF 92 S FF 92 0-3 K		4	0	0	0	0	3	3
51 Carlos Ruiz, R (1, 2) OBP: 0.419, SLG: 0.468		S CH 88 X SI 95 0-1 L9		C SI 95 B CU 80 B CU 80 C FF 96 X FF 96 2-2 25 1B 1B			B SL 85 X FF 94 1-0 L9		B FF 89 B FF 90 F FF 90 B SL 82 C FF 89 B FF 88 4-2 25 G4-6-3 BB	3	0	1	0	1	0	0
25 Cody Asche, L (1, 5) OBP: 0.296, SLG: 0.328		C SI 94 X FF 94 0-1 F7		X CH 87 0-0 33 FC6-4 1-3 1B			B SI 94 C SI 94 X SL 83 1-1 2B		F FF 91 X FF 91 0-1 G4-6-3 1-2f	4	0	2	0	0	0	1
33 Cliff Lee, L (1, 1) OBP: 0.214, SLG: 0.214 19 Tony Gwynn Jr., L (7, PH) OBP: 0.342, SLG: 0.303 15 John Mayberry Jr., R (7, PH) OBP: 0.280, SLG: 0.364 37 Mike Adams, R (8, 1) 63 Jake Diekman, R (8, 1) 59 Antonio Bastardo, R (9, 1) 13 Freddy Galvis, S (9, PH) OBP: 0.088, SLG: 0.032		X FF 96 0-0 G6-3		X SI 93 0-0 FC6-4 1-2f			C SI 92 B SI 92 S SL 86 B SI 92 X SI 92 2-2 P4		C FF 91 S SL 83 B FF 92 X SL 84 1-2 P5	2 0 1 0 0 0 1	0 0 0 0 0 0 0	0 0 0 0 0 0 0	0 0 0 0 0 0 0	0 0 0 0 0 0 0	0 0 0 0 0 0 0	2 0 1 0 0 0 0
Inning Stats	R: 3 E: 0 K: 1 S: 15 H: 3 LOB: 0 BB: 0 P: 20	R: 0 E: 0 K: 0 S: 5 H: 0 LOB: 0 BB: 0 P: 5	R: 0 E: 0 K: 1 S: 8 H: 0 LOB: 1 BB: 1 P: 15	R: 0 E: 0 K: 1 S: 11 H: 2 LOB: 2 BB: 0 P: 16	R: 0 E: 0 K: 1 S: 9 H: 0 LOB: 0 BB: 0 P: 13	R: 0 E: 0 K: 1 S: 9 H: 1 LOB: 0 BB: 0 P: 14	R: 0 E: 0 K: 0 S: 7 H: 1 LOB: 1 BB: 0 P: 13	R: 0 E: 0 K: 2 S: 11 H: 1 LOB: 2 BB: 1 P: 18	R: 0 E: 0 K: 0 S: 7 H: 0 LOB: 0 BB: 1 P: 12	1B: 6 2B: 2 3B: 0 HR: 1	SF: 0 SAC: 0 DP: 2 HBP: 0	WP: 1 PB: 0 SB: 0 CS: 0	PA: 36			

PITCHER		IP	WLS	BF	H	R	ER	SO	BB	IBB	HBP	BLK	WP	HR	S	P	ERA	WHIP
37 Stephen Strasburg, R ERA: 3.6	(1, 1)	6.0		24	6	3	0	5	1	0	0	0	1	1	57	83	0.00	1.167
30 Aaron Barrett, R ERA: 1.04	(7, 1)	0.1		2	1	0	0	0	0	0	0	0	0	0	3	5	0.00	3.000
13 Jerry Blevins, L ERA: 3.38	(7, 1)	0.2	W	2	0	0	0	0	0	0	0	0	0	0	4	8	0.00	0.000
36 Tyler Clippard, R ERA: 2.63	(8, 1)	1.0	H	5	1	0	0	2	1	0	0	0	0	0	11	18	0.00	2.000
29 Rafael Soriano, R ERA:	(9, 1)	1.0	S	3	0	0	0	0	1	0	0	0	0	0	7	12	0.00	1.000

PITCHER	IP	WLS	BF	H	R	ER	SO	BB	IBB	HBP	BLK	WP	HR	S	P	ERA	WHIP

Washington Nationals @ Philadelphia Phillies
Citizens Bank Park, Philadelphia, PA
Fri May 02 2014, 7:07 PM - 10:18 PM EDT
Att. 31,945 - Partly Cloudy - 68 F

livebaseballscorecards.com

AB	33
R	3
H	8
RBI	3
BB	3
SO	7
LOB	14

Batter	1	2	3	4	5	6	7	8	9	AB	R	H	RBI	BB	SO	LOB
2 Denard Span, L (1, 8) OBP: 0.279, SLG: 0.305	C FF 91 C SI 91 X KC 81 0-2 ① L7		B SI 91 C SI 90 X KC 80 1-1 ② G3		F KC 80 B SI 91 F CH 87 S SI 91 1-3 ② K		C FF 93 B FC 89 S SL 82 B SL 82 F FF 93 S FF 92 2-3 ③ K			4	0	0	0	0	2	1
6 Anthony Rendon, R (1, 5) OBP: 0.336, SLG: 0.512	B SI 91 B FF 92 C FF 91 B SI 91 X SI 91 3-1 ② F8		C SI 91 F SI 92 B KC 83 C SI 91 1-3 ③ K		D KC 81 X SI 92 1-0 ③ G5-3			B FF 90 C SI 90 F FF 91 F SI 92 B CH 81 X SL 88 2-2 ① F9		4	0	0	0	0	1	1
28 Jayson Werth, R (1, 9) OBP: 0.380, SLG: 0.446 21 Steven Souza Jr., R (8, 9) OBP: 0.222, SLG: 0.125	B SI 91 B KC 81 C SI 90 B FF 91 X FF 91 3-1 ③ F9			C SI 90 B KC 82 S KC 82 C FF 91 1-3 ① K		B CH 80 C SI 88 X SI 89 1-1 ① L4		C SI 91 F CH 81 B SI 90 C SI 92 1-3 ② K		4 0	0 0	0 0	0 0	0 0	2 0	0 0
25 Adam LaRoche, L (1, 3) OBP: 0.422, SLG: 0.535 12 Tyler Moore, R (6, 3) OBP: 0.267, SLG: 0.464		C SI 90 B KC 80 C KC 79 B KC 82 B SI 91 B SI 91 4-2 20 BB BB		B SI 91 F SI 91 X SI 91 1-1 2B		C SI 90 C CH 85 F KC 81 B CH 86 X SI 91 1-2 HR		B SL 87 F SI 91 S CU 79 F SL 87 S CU 79 1-3 ③ K		2 1	1 0	2 0	1 0	1 0	0 1	0 0
20 Ian Desmond, R (1, 6) OBP: 0.273, SLG: 0.375		B FF 90 S SI 92 D KC 80 D SI 91 B FF 92 4-1 1-2 BB		C SI 92 F SI 92 X KC 81 0-2 1B		C SI 89 B CH 87 F SI 91 B KC 82 F KC 82 X SI 91 2-2 ② G1-3			C FF 91 B FF 90 X FF 91 1-1 E5 41 DI	3	0	1	0	1	0	0
8 Danny Espinosa, S (1, 4) OBP: 0.323, SLG: 0.455		C KC 80 S SI 92 C SI 91 0-3 ① K		B FF 91 C SI 92 F KC 81 F KC 80 S KC 83 1-3 ② K		B SI 91 X SI 90 1-0 ③ P5			B SL 82 F FF 91 B FF 91 S SL 81 S FF 91 2-3 ① K	4	0	0	0	0	3	5
15 Nate McLouth, L (1, 7) OBP: 0.288, SLG: 0.195		B FF 90 C SI 91 B KC 80 F KC 80 C SI 92 2-3 ② K		C KC 80 X SI 92 0-1 ③ P4			B FF 91 C FF 91 X FF 92 1-1 ① G6-3		C FF 91 D SL 83 F FF 91 S SL 84 1-3 ② K	4	0	0	0	0	2	5
59 Jose Lobaton, S (1, 2) OBP: 0.329, SLG: 0.382 41 Sandy León, S (7, PH) OBP: 0.244, SLG: 0.270 (7, 2)		B SI 93 C SI 91 F SI 92 D KC 84 S KC 82 2-3 ③ K			B SI 89 H SI 90 2-0 57 SH1-4 HBP		X FF 92 0-0 ② G6-3		D SL 83 C SL 82 F FF 91 B FF 91 B FF 92 S FF 92 3-3 ③ 1-2 K	1 2	0 0	0 0	0 0	0 0	1 1	2 1
57 Tanner Roark, R (1, 1) OBP: 0.100, SLG: 0.100 52 Ryan Mattheus, R (5, 1) 4 Zach Walters, S (7, PH) OBP: 0.313, SLG: 0.857 35 Craig Stammen, R (7, 1)			B FF 89 C SI 90 F SI 90 X KC 81 1-2 ① G4-3		L SI 88 L SI 89 B KC 80 X SI 90 1-2 ① SH1-4 1-2		B FF 92 B FF 92 X FF 92 2-0 HR			1 0 1 0	0 0 1 0	0 0 1 0	0 0 1 0	0 0 0 0	0 0 0 0	0 0 0 0
Inning Stats	R: 0 E: 0 K: 0 S: 7 H: 0 LOB: 0 BB: 0 P: 13	R: 0 E: 0 K: 3 S: 12 H: 0 LOB: 0 BB: 2 P: 24	R: 0 E: 0 K: 1 S: 8 H: 0 LOB: 0 BB: 0 P: 11	R: 0 E: 0 K: 2 S: 14 H: 2 LOB: 2 BB: 0 P: 17	R: 0 E: 0 K: 1 S: 7 H: 0 LOB: 1 BB: 0 P: 12	R: 1 E: 0 K: 0 S: 11 H: 1 LOB: 0 BB: 0 P: 16	R: 1 E: 0 K: 1 S: 8 H: 1 LOB: 0 BB: 0 P: 13	R: 0 E: 0 K: 2 S: 11 H: 0 LOB: 0 BB: 0 P: 15	R: 0 E: 1 K: 3 S: 11 H: 0 LOB: 1 BB: 0 P: 18	1B: 1 2B: 1 3B: 0 HR: 2 SF: 0 SAC: 1 DP: 0 HBP: 1						WP: 0 PB: 0 SB: 0 CS: 0 PA: 35	

PITCHER		IP	WLS	BF	H	R	ER	SO	BB	IBB	HBP	BLK	WP	HR	S	P	ERA	WHIP
34 A.J. Burnett, R ERA: 2.06	(1, 1)	6.0	W	24	3	1	1	7	2	0	1	0	0	1	59	93	1.50	0.833
43 Mario Hollands, L ERA: 3.75	(7, 1)	1.0		4	1	1	1	1	0	0	0	0	0	1	8	13	9.00	1.000
37 Mike Adams, R ERA: 6.75	(8, 1)	1.0		3	0	0	0	2	0	0	0	0	0	0	11	15	0.00	0.000
59 Antonio Bastardo, L ERA: 3.46	(9, 1)	1.0		4	0	0	0	3	0	0	0	0	0	0	11	18	0.00	0.000

PITCHER	IP	WLS	BF	H	R	ER	SO	BB	IBB	HBP	BLK	WP	HR	S	P	ERA	WHIP

TOP

Washington Nationals @ Philadelphia Phillies
Citizens Bank Park, Philadelphia, PA
Sat May 03 2014, 7:08 PM - 10:28 PM EDT
Att. 33,441 - Partly Cloudy - 70 F

livebaseballscorecards.com

AB	31
R	2
H	4
RBI	2
BB	2
SO	13
LOB	15

Batter	1	2	3	4	5	6	7	8	9	AB	R	H	RBI	BB	SO	LOB
19 Tony Gwynn Jr., L (1, 8) OBP: 0.372, SLG: 0.324	C SI 88 C SI 90 F SI 89 B CU 74 X SI 89 1-2 F9 ①	S SI 89 S CU 72 B CU 72 B CH 81 F SI 90 X CU 73 2-2 G5-3 ③			B CH 80 X SI 87 1-0 11 1B 3 1B 1B	B SI 92 X SI 91 1-0 11 1B 1B		C SI 91 B FC 86 B FC 85 B SI 90 F SI 90 B SI 91 4-2 11 1B BB		4	1	2	0	1	0	0
11 Jimmy Rollins, S (1, 6) OBP: 0.342, SLG: 0.408	B SI 88 B SI 89 S SI 90 X SI 90 2-1 26 S 6 HR 1B		C SI 88 X CU 71 0-1 G3 ①		1 SAFE 1 SAFE C SI 88 B SI 88 1 SAFE B SI 89 X SI 89 2-1 26 BB 3 1B 1-3 1B	B SI 92 B SI 92 X SI 92 2-0 1-3 1B		B SI 91 F SI 90 B SI 92 X SI 90 2-1 1-2 1B		5	2	4	0	0	0	0
26 Chase Utley, L (1, 4) OBP: 0.411, SLG: 0.550	B SI 90 1 SAFE B CH 81 B SI 91 C SI 91 B CH 82 4-1 6 HR 1-2 BB		B CU 72 B SI 89 C SI 90 X CH 82 2-1 G3 ②		B SI 94 D SI 94 1 SAFE 1 SAFE B SI 93 B FF 93 4-0 9 FC4-6 3 1B 1-2 BB	X SI 93 0-0 L7 ③		C SI 91 F SI 91 F FC 85 B FC 85 D FC 87 F SI 92 F SI 91 X SI 92 2-2 G4-3 ③		3	1	0	0	2	0	4
6 Ryan Howard, L (1, 3) OBP: 0.328, SLG: 0.481	F SI 90 X SI 92 0-1 1-H 2-H HR		C SI 91 B CU 73 F CH 82 B SI 91 S CU 73 2-3 K2-3 ③		S SL 82 C FF 93 S FS 83 0-3 K ①		B SI 92 X SI 91 1-0 G5-3 ①			4	1	1	3	0	2	3
3 Marlon Byrd, R (1, 9) OBP: 0.325, SLG: 0.468	B SI 90 C SI 92 S CU 72 B SI 90 F SI 91 F CU 73 C SI 91 2-3 K ②			S SL 80 C SL 80 B SI 89 S SI 89 1-3 K ①	B SL 84 F SI 94 F SL 82 X FS 82 1-2 9 FC4-6 1-2 2-H 3-H 1B		C FC 87 B SI 92 X SI 91 1-1 9 G4-3 2B			4	0	2	2	0	2	0
9 Domonic Brown, L (1, 7) OBP: 0.301, SLG: 0.311	F SI 90 X CU 73 0-1 F8 ③			C CU 71 B CH 81 S CH 80 B SI 89 X CH 82 2-2 51 2B 2B	C SI 93 X FS 84 0-1 FC4-6 ② 1-2f 2-3		F KC 79 X FC 82 0-1 G4-3 ② 2-3			4	1	1	0	0	0	3
51 Carlos Ruiz, R (1, 2) OBP: 0.412, SLG: 0.469		B SI 89 C SL 81 B CH 82 B SI 91 C SI 90 X SI 89 3-2 G4-3 ①		D CU 71 X SI 89 1-0 2-H 2B	B SL 82 C SL 83 F SI 91 B SI 92 X SL 82 2-2 F9 ③		C SI 90 B KC 81 X KC 80 1-1 G5-3 ③			4	0	1	1	0	0	3
25 Cody Asche, L (1, 5) OBP: 0.293, SLG: 0.368		C SI 90 B CU 73 B SI 90 S CH 82 B SI 91 X SI 91 3-2 HR		B SI 89 C CU 71 B SI 90 S CH 81 B CH 82 S CH 82 3-3 K ②		F SI 92 B SI 93 X FS 81 1-1 G1-3 ①		C KC 82 C SI 86 B SI 91 B FC 85 F SI 91 F FC 85 F SI 91 X KC 80 2-2 F8 ①		4	1	1	1	0	1	1
34 A.J. Burnett, R (1, 1) OBP: 0.267, SLG: 0.267 43 Mario Hollands, L (7, 1) 37 Mike Adams, R (8, 1) 2 Ben Revere, L (8, PH) OBP: 0.298, SLG: 0.304 59 Antonio Bastardo, R (9, 1)		B SI 88 F SI 88 S SL 82 C SI 90 1-3 K ②		S SL 79 C SL 81 B SI 89 X SI 88 1-2 G6-3 ③		B FF 91 X FF 90 1-0 F9 ②		C SI 90 B KC 80 X KC 80 1-1 G3-1 ②		3 0 0 1 0	0 0 0 0 0	0 0 0 0 0	0 0 0 0 0	1 0 0 0 0	0 0 0 0 0	1 0 0 0 0
Inning Stats	R: 3 H: 2 E: 0 LOB: 0 K: 1 BB: 1 S: 16 P: 25	R: 1 H: 1 E: 0 LOB: 0 K: 1 BB: 0 S: 13 P: 22	R: 0 H: 0 E: 0 LOB: 0 K: 1 BB: 0 S: 7 P: 11	R: 1 H: 2 E: 0 LOB: 1 K: 2 BB: 0 S: 13 P: 21	R: 2 H: 3 E: 0 LOB: 2 K: 1 BB: 1 S: 14 P: 24	R: 0 H: 2 E: 0 LOB: 2 K: 0 BB: 0 S: 6 P: 11	R: 0 H: 1 E: 0 LOB: 1 K: 0 BB: 0 S: 7 P: 10	R: 0 H: 1 E: 0 LOB: 2 K: 0 BB: 1 S: 18 P: 29		1B: 7 SF: 0 2B: 3 SAC: 0 3B: 0 DP: 0 HR: 2 HBP: 0				WP: 0 PA: 39 PB: 0 SB: 1 CS: 0		

PITCHER		IP	WLS	BF	H	R	ER	SO	BB	IBB	HBP	BLK	WP	HR	S	P	ERA	WHIP
57 Tanner Roark, R ERA: 4.17	(1, 1)	4.0	L	20	7	7	7	5	1	0	0	0	0	2	52	85	15.75	2.000
52 Ryan Mattheus, R ERA:	(5, 1)	2.0		10	3	0	0	1	1	0	0	0	0	0	17	29	0.00	2.000
35 Craig Stammen, R ERA: 3.63	(7, 1)	2.0		9	2	0	0	0	1	0	0	0	0	0	25	39	0.00	1.500

PITCHER	IP	WLS	BF	H	R	ER	SO	BB	IBB	HBP	BLK	WP	HR	S	P	ERA	WHIP

BOTTOM

Washington Nationals @ Philadelphia Phillies
Citizens Bank Park, Philadelphia, PA
Sat May 03 2014, 7:08 PM - 10:28 PM EDT
Att. 33,441 - Partly Cloudy - 70 F

livebaseballscorecards.com

AB	36
R	7
H	12
RBI	7
BB	3
SO	6
LOB	15

Batter	1	2	3	4	5	6	7	8	9	AB	R	H	RBI	BB	SO	LOB
2 Denard Span, L (1, 8) OBP: 0.287, SLG: 0.313	C FF 89 B FF 91 F SI 90 B CH 82 X SI 92 2-2 F8		B SL 83 C SI 90 X CH 82 1-1 25 F8 28 E 1B		C SI 89 B FF 91 X SI 90 1-1 G6-3			B SI 90 C SL 83 X SL 83 1-1 28 G3 19 SH1-4 1B		4	0	2	0	0	0	0
19 Kevin Frandsen, R (1, 5) OBP: 0.362, SLG: 0.317	B SI 90 B SI 90 B FF 89 B FF 88 4-0 28 1B BB		B SI 88 C SI 88 L SL 81 X SI 89 1-2 P4		B SL 83 S SL 83 F CH 82 X SL 84 1-2 G6-3			B SI 87 B SI 88 X SL 79 2-0 SH1-4 1-2		2	0	0	0	1	0	1
28 Jayson Werth, R (1, 9) OBP: 0.376, SLG: 0.440	C SL 81 X SL 83 0-1 1-3 1B		B SI 89 X FF 89 1-0 FC5 1-2		B SI 92 X SI 91 1-0 G6-3			C CU 80 B CU 80 B SL 88 X SI 91 2-1 G3 2-3		4	0	1	0	0	0	2
25 Adam LaRoche, L (1, 3) OBP: 0.425, SLG: 0.525 21 Steven Souza Jr., R (8, PR) OBP: 0.222, SLG: 0.125 12 Tyler Moore, R (8, 3) OBP: 0.267, SLG: 0.464	D SL 82 B FF 91 B CH 82 B CH 83 4-0 6 FC5-4 BB		X SI 92 0-0 F8 2-3			X SI 91 0-0 L6		B CH 86 B FF 92 D SL 82 C FF 93 D SL 84 4-1 BB		2 0 0	0 0 0	0 0 0	0 0 0	2 0 0	0 0 0	2 0 0
6 Anthony Rendon, R (1, 4) OBP: 0.326, SLG: 0.496	B SI 91 B SI 91 C FF 89 F SI 91 X CH 82 2-2 FC5-4 1-2f		C SI 91 T SI 88 B SI 88 F SI 90 F SL 81 F SI 90 D CH 83 S CH 81 2-3 K			B SI 90 C SI 91 X SI 90 1-1 F8		S FF 92 C FF 92 D CH 86 B FF 94 C FF 92 2-3 K		4	0	0	0	0	2	6
20 Ian Desmond, R (1, 6) OBP: 0.273, SLG: 0.371		X SI 90 0-0 41 G4-3 15 G1-3 1B	C SI 90 S CH 82 B CH 82 B SI 91 X SI 90 2-2 F8			F CH 83 S SI 91 B SL 84 B SI 92 X CH 83 2-2 P5			X FF 91 0-0 F9	4	0	1	0	0	0	0
15 Nate McLouth, L (1, 7) OBP: 0.273, SLG: 0.182 8 Danny Espinosa, S (9, PH) OBP: 0.320, SLG: 0.449		B SI 87 X SI 89 1-0 G1-3 1-2	C SL 83 B FF 91 B SI 92 F CH 83 B CH 83 F SI 91 X SI 90 3-2 G4-3				X CH 83 0-0 G4-3		B FF 91 S FF 91 B FS 85 B FS 88 F FF 92 X FF 92 3-2 P3	3 1	0 0	0 0	0 0	0 0	0 0	1 0
41 Sandy León, S (1, 2) OBP: 0.267, SLG: 0.275		B SI 91 B CH 82 C SI 90 B SI 90 X SI 91 3-1 G4-3 2-3	B SI 92 B SI 91 B SI 91 B SI 89 4-0 BB				B SI 91 C SL 83 S CH 80 B CH 84 B SL 80 X SI 91 3-2 L9		B FF 92 B FF 91 B FF 92 C FF 91 X FF 92 3-1 1B	3	0	1	0	1	0	1
47 Gio González, R (1, 1) OBP: 0.154, SLG: 0.385 13 Jerry Blevins, L (8, 1) 4 Zach Walters, S (9, PH) OBP: 0.294, SLG: 0.800		B SL 83 S SI 90 S SI 91 S SI 90 1-3 K	C SI 89 S SI 90 F SI 89 S CH 81 0-3 K			C SI 90 C CH 82 X SI 91 0-2 G1-3		S FF 92 F FF 91 B FF 93 F FS 87 S FF 93 1-3 K	3 0 1	0 0 0	0 0 0	0 0 0	0 0 0	2 0 1	2 0 1

Inning Stats										
	R: 0 E: 0 K: 0 S: 8	H: 1 LOB: 2 BB: 2 P: 20	R: 0 E: 0 K: 1 S: 7	H: 1 LOB: 1 BB: 0 P: 12	R: 0 E: 1 K: 1 S: 13	H: 1 LOB: 2 BB: 0 P: 18	R: 0 E: 0 K: 1 S: 11	H: 0 LOB: 1 BB: 1 P: 20	R: 0 E: 0 K: 0 S: 6	H: 0 LOB: 0 BB: 0 P: 9
	R: 0 E: 0 K: 0 S: 6	H: 0 LOB: 0 BB: 0 P: 9	R: 0 E: 0 K: 0 S: 7	H: 0 LOB: 0 BB: 0 P: 10	R: 0 E: 0 K: 1 S: 9	H: 1 LOB: 2 BB: 1 P: 20	R: 0 E: 0 K: 1 S: 10	H: 1 LOB: 1 BB: 0 P: 17	1B: 5 2B: 0 3B: 0 HR: 0	SF: 0 SAC: 1 DP: 0 HBP: 0	WP: 0 PB: 0 SB: 0 CS: 0	PA: 36

PITCHER		IP	WLS	BF	H	R	ER	SO	BB	IBB	HBP	BLK	WP	HR	S	P	ERA	WHIP
27 Roberto Hernandez, R ERA: 4.5	(1, 1)	7.1	W	29	4	0	0	3	3	0	0	0	0	0	61	104	0.00	0.955
37 Mike Adams, R ERA: 6.35	(8, 1)	0.1	H	1	0	0	0	0	0	0	0	0	0	0	2	4	0.00	0.000
59 Antonio Bastardo, L ERA: 3.38	(8, 1)	0.1	H	2	0	0	0	1	1	0	0	0	0	0	4	10	0.00	3.000
58 Jonathan Papelbon, R ERA: 2.19	(9, 1)	1.0	S	4	1	0	0	1	0	0	0	0	0	0	10	17	0.00	1.000

PITCHER	IP	WLS	BF	H	R	ER	SO	BB	IBB	HBP	BLK	WP	HR	S	P	ERA	WHIP

TOP

Washington Nationals @ Philadelphia Phillies

Citizens Bank Park, Philadelphia, PA

Sun May 04 2014, 3:09 PM - 5:53 PM EDT

Att. 37,490 - Cloudy - 58 F

livebaseballscorecards.com

AB	31
R	0
H	5
RBI	0
BB	4
SO	5
LOB	16

Batter	1	2	3	4	5	6	7	8	9	AB	R	H	RBI	BB	SO	LOB
2 Ben Revere, L (1, 8) OBP: 0.296, SLG: 0.321	C FF 88 C CH 86 X CU 77 0-2 ① G4-3		F FF 93 B CU 75 X SI 88 1-1 3B		B CU 76 F FF 92 S FF 93 X FF 93 1-2 ③ G5-3			C SL 84 S SI 90 F CU 74 X SI 91 0-2 ② G1-3 2-3		4	0	1	0	0	0	2
11 Jimmy Rollins, S (1, 6) OBP: 0.347, SLG: 0.425	B SI 91 B FF 92 F SI 91 S CH 83 B CU 79 X SI 93 3-2 26 1B 3B		B CH 82 D CH 84 F SI 93 S CU 77 F FF 93 S FF 94 2-3 ② K			C CH 81 F FF 93 B FF 93 X FF 93 1-2 ① L7		I IN 67 I IN 58 I IN 59 I IN 59 4-0 IBB		3	1	1	0	1	1	1
26 Chase Utley, L (1, 4) OBP: 0.405, SLG: 0.538	C FF 93 X CU 77 0-1 3 P4-3 3-H 1B		C CU 76 S FF 94 F FF 94 X FF 94 0-2 ③ P6			B FF 95 C CH 83 X FF 93 1-1 ② F8		C SL 84 F CU 73 F FF 91 B CU 76 S CU 75 1-3 ③ K		4	0	1	1	0	1	3
3 Marlon Byrd, R (1, 9) OBP: 0.316, SLG: 0.455	B SI 91 F CH 79 X FF 92 1-1 ②③ P4-3 1-1f			B SI 91 X FF 91 1-0 ① G5-3		S CH 84 F CH 81 S FF 94 0-3 ③ K				3	0	0	0	0	1	1
6 Ryan Howard, L (1, 3)		S FF 93 S CU 79 B CU 79 B CU 80 X FF 92 2-2 ① G3		B CU 77 C CU 77 F FF 92 B CU 79 S CU 77 2-3 ② K			C CU 76 C CU 78 B FF 91 F CU 79 B FF 91 S CU 77 2-3 ① K			3	0	0	0	0	2	0
51 Carlos Ruiz, R (1, 2) OBP: 0.400, SLG: 0.452		F FF 92 B FF 92 C FF 92 B CU 78 F CU 78 B CU 79 S CH 83 3-3 ② K		C SI 93 B CU 76 X CH 83 1-1 ③ G6-3			X CH 82 0-0 ② F9			3	0	0	0	0	1	0
15 John Mayberry Jr., R (1, 7) 58 Jonathan Papelbon, R (9, 1)		B SI 94 S CH 83 B FF 93 B FF 93 B FF 94 4-1 BB			B FF 92 F FF 91 B SI 94 X FF 93 2-1 ① G5-3		C FF 93 B CU 78 F CH 84 S FF 94 1-3 ③ K			2	0	0	0	1	1	0
7 Jayson Nix, R (1, 5) OBP: 0.229, SLG: 0.273		C SI 92 C CU 76 B FF 93 S CU 78 1-3 ③ K			F CH 81 S FF 92 B CU 79 B CU 78 B CH 85 B SI 94 4-2 27 SH5-4 BB			B FF 92 X CH 82 1-0 2 G1-3 19 SH5-4 1B		2	0	1	0	1	1	1
27 Roberto Hernandez, R (1, 1) 37 Mike Adams, R (8, 1) 59 Antonio Bastardo, R (8, 1) 19 Tony Gwynn Jr., L (8, PH) OBP: 0.372, SLG: 0.324 (9, 7)			B FF 88 B FF 89 C FF 91 X FF 93 2-1 ① G4-3		B T FF 90 X FF 90 1-1 ② SH5-4 1-2			X FF 88 0-0 ① SH5-4 1-2		1 0 0 0	0 0 0 0	0 0 0 0	0 0 0 0	0 0 0 0	0 0 0 0	0 0 0 0
Inning Stats	R: 1 E: 0 K: 0 S: 10 H: 2 LOB: 0 BB: 0 P: 14	R: 0 E: 0 K: 2 S: 11 H: 0 LOB: 1 BB: 1 P: 21	R: 0 E: 0 K: 1 S: 12 H: 1 LOB: 1 BB: 0 P: 17	R: 0 E: 0 K: 1 S: 6 H: 0 LOB: 0 BB: 0 P: 10	R: 0 E: 0 K: 0 S: 9 H: 0 LOB: 1 BB: 1 P: 17	R: 0 E: 0 K: 1 S: 8 H: 0 LOB: 0 BB: 0 P: 10	R: 0 E: 0 K: 2 S: 8 H: 0 LOB: 0 BB: 0 P: 11	R: 0 E: 0 K: 1 S: 10 H: 1 LOB: 2 BB: 1 P: 16		1B: 2 2B: 1 3B: 2 HR: 0	SF: 0 SAC: 2 DP: 1 HBP: 0			WP: 0 PB: 0 SB: 0 CS: 0	PA: 30	

PITCHER		IP	WLS	BF	H	R	ER	SO	BB	IBB	HBP	BLK	WP	HR	S	P	ERA	WHIP
47 Gio González, L ERA: 2.91	(1, 1)	7.1	L	27	4	1	1	7	2	0	0	0	0	0	66	103	1.23	0.818
13 Jerry Blevins, L ERA: 3.21	(8, 1)	0.2		3	0	0	0	1	0	1	0	0	0	0	8	13	0.00	0.000

PITCHER	IP	WLS	BF	H	R	ER	SO	BB	IBB	HBP	BLK	WP	HR	S	P	ERA	WHIP

BOTTOM

Washington Nationals @ Philadelphia Phillies
Citizens Bank Park, Philadelphia, PA
Sun May 04 2014, 3:09 PM - 5:53 PM EDT
Att. 37,490 - Cloudy - 58 F

livebaseballscorecards.com

AB	25
R	1
H	4
RBI	1
BB	3
SO	8
LOB	8

Batter	1	2	3	4	5	6	7	8	9	AB	R	H	RBI	BB	SO	LOB
9 Dee Strange-Gordon, L (1, 4) OBP: 0.375, SLG: 0.442	C FF 94 F FF 94 X FF 94 0-2 ① G4-3		X FF 93 0-0 ① G4-3			L SI 89 F SI 89 F CU 73 X CU 74 0-2 ① L8		C FF 92 B CU 76 S CH 81 X FF 92 1-2 ② F7		4	0	0	0	0	0	0
3 Carl Crawford, L (1, 7) OBP: 0.247, SLG: 0.326	C FF 94 B FF 94 T CH 87 X FF 95 1-2 ② G5-3		B FF 93 F FF 94 B CU 80 B FF 94 X FF 94 3-1 13 G4-6-3 1B			F SI 90 B CU 74 X SL 86 1-1 1B		B CH 78 X FF 91 1-0 1B		4	0	3	0	0	0	0
13 Hanley Ramirez, R (1, 6) OBP: 0.329, SLG: 0.429	C SI 96 X SL 89 0-1 2B		C FF 94 1 SAFE F FF 94 F FF 93 F FF 94 F FF 93 1 SAFE 1 SAFE B FF 92 2-2 ② ③ G4-6-3 1-2f			S SL 86 F SI 90 F SI 90 C SI 91 0-3 ② K		F FF 91 X FF 91 0-1 ③ L9		4	0	1	0	0	1	3
23 Adrián González, L (1, 3) OBP: 0.364, SLG: 0.573	C CU 77 S FF 95 F FF 95 X CU 78 0-2 ③ P6			B FF 93 F CH 86 X FF 94 1-1 ① L8		F SL 85 D SL 85 S CU 74 T SI 89 1-2 ③ K			X SL 87 0-0 ① F8	4	0	0	0	0	1	2
27 Matt Kemp, R (1, 8) OBP: 0.321, SLG: 0.474		C FF 93 S FF 93 B FF 93 S FF 93 1-3 ① K		X CU 76 0-0 16 CS 1B			X FF 93 0-0 2B		C SL 87 S SL 82 B FF 89 B SL 83 S SL 84 2-3 ② K	4	0	2	0	0	2	0
16 Andre Ethier, L (1, 9) OBP: 0.304, SLG: 0.337		B CH 87 B FF 93 C FF 93 C CH 86 B FF 95 F FF 95 X FF 95 3-2 5 1B 1B		1 SAFE B FF 92 C FF 93 F CU 78 B FF 93 C CH 88 2-3 ② ③ K 1-2			F FF 94 X FF 94 0-1 ① G6-3		B FF 88 X SI 89 1-0 ③ G3	4	0	1	0	0	1	2
5 Juan Uribe, R (1, 5) OBP: 0.359, SLG: 0.496		F FF 94 X FF 95 0-1 1-2 1B			C FF 94 B SL 87 X SL 86 1-1 ① G6-3		X SL 82 0-0 ② F7			3	0	1	0	0	0	1
30 Miguel Olivo, R (1, 2) OBP: 0.353, SLG: 0.467		S FF 95 C FF 94 B FF 94 S SL 86 1-3 ② K			B SI 93 C SI 93 F SI 94 B SL 86 S SL 87 2-3 ② K		B FF 94 S SL 83 B FF 95 F SL 82 S SL 83 2-3 ③ K			3	0	0	0	0	3	3
21 Zack Greinke, R (1, 1) OBP: 0.250, SLG: 0.364 43 Brandon League, R (4, 1) 44 Chris Withrow, R (6, 1) 0 Brian Wilson, R (7, 1) 18 Chone Figgins, S (8, PH) OBP: 0.400, SLG: 0.100 52 Pedro Báez, R (8, 1)		X SL 87 0-0 ③ G3			C FF 94 F FF 94 S SL 86 0-3 ③ K			C FF 91 C FF 91 B FF 91 B FS 82 S CH 79 2-3 ① K		1 1 0 0 1 0	0 0 0 0 0 0	0 0 0 0 0 0	0 0 0 0 0 0	0 0 0 0 1 0	0 1 0 0 0 0	2 0 0 0 0 0
Inning Stats	R: 0 E: 0 K: 0 S: 12 H: 1 LOB: 1 BB: 0 P: 13	R: 0 E: 0 K: 2 S: 13 H: 2 LOB: 2 BB: 0 P: 18	R: 0 E: 0 K: 0 S: 10 H: 1 LOB: 0 BB: 0 P: 15	R: 0 E: 0 K: 1 S: 6 H: 1 LOB: 0 BB: 0 P: 9	R: 0 E: 0 K: 2 S: 8 H: 0 LOB: 0 BB: 0 P: 11	R: 0 E: 0 K: 2 S: 13 H: 1 LOB: 1 BB: 0 P: 15	R: 0 E: 0 K: 1 S: 7 H: 1 LOB: 1 BB: 0 P: 9	R: 0 E: 0 K: 1 S: 9 H: 1 LOB: 1 BB: 0 P: 13	R: 0 E: 0 K: 1 S: 5 H: 0 LOB: 0 BB: 0 P: 8	1B: 6 2B: 2 3B: 0 HR: 0 SF: 0 SAC: 0 DP: 1 HBP: 0						

PITCHER		IP	WLS	BF	H	R	ER	SO	BB	IBB	HBP	BLK	WP	HR	S	P	ERA	WHIP
27 Jordan Zimmermann, R ERA: 2.92	(1, 1)	4.0		15	5	0	0	3	0	0	0	0	0	0	41	55	0.00	1.250
30 Aaron Barrett, R ERA: 0.93	(5, 1)	1.0	W	3	0	0	0	2	0	0	0	0	0	0	8	11	0.00	0.000
13 Jerry Blevins, L ERA: 3.0	(6, 1)	1.0	H	4	1	0	0	2	0	0	0	0	0	0	13	15	0.00	1.000
22 Drew Storen, R ERA: 0.84	(7, 1)	1.0	H	4	1	0	0	1	0	0	0	0	0	0	7	9	0.00	1.000
36 Tyler Clippard, R ERA: 2.45	(8, 1)	1.0	H	4	1	0	0	1	0	0	0	0	0	0	9	13	0.00	1.000

PITCHER		IP	WLS	BF	H	R	ER	SO	BB	IBB	HBP	BLK	WP	HR	S	P	ERA	WHIP
29 Rafael Soriano, R ERA:	(9, 1)	1.0		3	0	0	0	1	0	0	0	0	0	0	5	8	0.00	0.000

Los Angeles Dodgers @ Washington Nationals

Nationals Park, Washington, DC

Mon May 05 2014, 7:06 PM - 1:21 AM EDT

Att. 25,447 - Cloudy - 63 F

TOP

livebaseballscorecards.com

AB	33
R	0
H	8
RBI	0
BB	0
SO	10
LOB	13

1B: 6 SF: 0 WP: 0 PA: 33
2B: 2 SAC: 0 PB: 0
3B: 0 DP: 1 SB: 0
HR: 0 HBP: 0 CS: 1

BOTTOM

Los Angeles Dodgers @ Washington Nationals
Nationals Park, Washington, DC
Mon May 05 2014, 7:06 PM - 1:21 AM EDT
Att. 25,447 - Cloudy - 63 F

livebaseballscorecards.com

Batter	1	2	3	4	5	6	7	8	9	AB	R	H	RBI	BB	SO	LOB
2 Denard Span, L (1, 8) OBP: 0.304, SLG: 0.350	C FF 89 B CH 84 X FF 90 1-1 6 HR 2B	B FF 91 X FF 92 1-0 ③ G1-3			B SI 92 X SI 92 1-0 6 FC5-4 1-2 1B		B SI 91 B SL 88 F SI 92 X SI 92 2-1 1-3 2B			4	1	3	0	0	0	1
6 Anthony Rendon, R (1, 5) OBP: 0.331, SLG: 0.515	T FF 89 F SL 82 2 SAFE B FF 91 X SL 83 1-2 2-H HR		B SL 81 B FF 90 B SI 91 B FF 88 4-0 28 FC6-4 BB		D SI 92 B SI 94 X SI 93 2-0 ① ② FC5-4 1-2 2-3		B SI 91 B SL 86 B SI 91 C SL 87 C SL 88 S SL 88 3-3 ② K			3	1	1	2	1	1	4
28 Jayson Werth, R (1, 9) OBP: 0.372, SLG: 0.429	F FF 91 X SI 91 0-1 ① L7		C FF 91 F SI 91 X SI 92 0-2 ① FC6-4 25 1B 1-2f		D FS 86 B SI 94 B SI 94 C SI 94 F SI 94 1 SAFE F SI 94 X SI 94 3-2 ③ G6-3		B SI 92 B FF 93 B SI 91 C FF 92 B SL 90 4-1 BB			3	0	0	0	1	0	2
25 Adam LaRoche, L (1, 3) OBP: 0.427, SLG: 0.524	C FF 92 B CU 71 B CH 87 C FF 92 X SL 84 2-2 1B		B CU 74 X SI 92 1-0 20 G1-4-3 1-2 1B			B FF 92 B FF 94 X FC 91 2-0 ① G3-1	C FF 93 B SL 88 S SI 94 B SL 89 B SI 94 S FF 95 3-3 K			4	0	2	0	0	1	3
20 Ian Desmond, R (1, 6) OBP: 0.279, SLG: 0.370	S SI 91 B SI 92 S CU 72 B FF 92 F CU 72 B SI 92 X CH 87 3-2 ② L7		D SI 92 B SI 91 S SI 92 X SI 93 2-1 ② ③ G1-4-3 1-2f			F FC 91 F FF 94 B FF 93 B CU 78 F FC 91 B CU 81 B FC 90 4-2 15 S BB		F FF 96 X SI 96 0-1 8 HR 1B		3	1	1	0	1	0	3
8 Danny Espinosa, S (1, 4) OBP: 0.317, SLG: 0.473	S CH 88 S FF 92 F FF 92 D CH 87 S FF 92 1-3 ③ K			M SI 92 S SI 92 S FS 85 0-3 ① K		B FF 94 C FC 91 F FF 94 B FF 95 S FC 91 2-3 ② K		F SI 95 X SI 96 0-1 1-H HR		4	1	1	2	0	3	2
15 Nate McLouth, L (1, 7) OBP: 0.259, SLG: 0.170 19 Kevin Frandsen, R (8, 7) OBP: 0.354, SLG: 0.310		C FF 90 F FF 90 X CU 69 0-2 ① G3		B SI 94 B SI 93 C SI 92 C SI 93 X SI 93 2-2 F7		C FF 95 C FC 93 S FC 92 0-3 ③ K 1-2		C SL 89 C SL 86 F FF 96 S SL 89 0-3 ① K		3 1	0 0	0 0	0 0	0 0	1 1	1 0
41 Sandy León, S (1, 2) OBP: 0.265, SLG: 0.273		B CH 85 B FF 90 B SI 91 C FF 88 X SI 90 3-1 ② P2		T FS 85 B FS 84 F SI 94 B FS 85 C SI 93 2-3 ③ K			C SL 90 C SL 86 F FF 91 B SL 86 X SL 88 1-2 2 2B 1B	S CH 89 B FF 96 B CH 89 C FF 96 B FF 96 F FF 95 X FF 96 3-2 ② F8		4	0	1	0	0	1	0
27 Jordan Zimmermann, R (1, 1) GIDP: 0 ERA: 6.43 SLG: 0.444 30 Aaron Barrett, R (6, 1) 7 Scott Hairston, R (5, PH) GIDP: 0 ERA: 0.00 SLG: 1.667 13 Jerry Blevins, L (8, 1) 22 Drew Storen, S (7, 1) 4 Zach Walters, S (7, PH) GIDP: 0 ERA: 0.00 SLG: 0.000 36 Tyler Clippard, R (8, 1) 12 Tyler Moore, R (8, PH) GIDP: 0 ERA: 0.00 SLG: 0.444 29 Rafael Soriano, R (9, 1)		C FF 91 F FF 91 B FF 93 B FF 92 X SI 92 2-2 1B			B SI 93 X SI 93 1-0 6 FC5-4 2 1B 1B		F SI 91 F FF 91 C SL 86 0-3 ① K	F FF 97 B SL 88 S SL 88 S FF 96 1-3 ③ K		1 0 1 0 0 0 1 0 1 0	0 0 0 0 0 0 0 0 0 0	1 0 1 0 0 0 1 0 0 0	0 0 0 0 0 0 1 0 1 0	0 0 0 0 0 0 0 0 0 0	0 0 0 0 0 0 1 0 0 0	0 0 0 0 0 0 1 0 0 0
Inning Stats	R: 2 E: 0 K: 1 S: 18 H: 3 LOB: 1 BB: 0 P: 26	R: 0 E: 0 K: 0 S: 9 H: 1 LOB: 1 BB: 0 P: 15	R: 0 E: 0 K: 0 S: 6 H: 1 LOB: 1 BB: 1 P: 13	R: 0 E: 0 K: 2 S: 9 H: 0 LOB: 0 BB: 0 P: 13	R: 0 E: 0 K: 0 S: 7 H: 2 LOB: 1 BB: 0 P: 14	R: 0 E: 0 K: 2 S: 10 H: 0 LOB: 1 BB: 1 P: 18	R: 0 E: 0 K: 3 S: 16 H: 2 LOB: 3 BB: 1 P: 29	R: 2 E: 0 K: 2 S: 15 H: 2 LOB: 0 BB: 0 P: 19		1B: 7 2B: 2 3B: 0 HR: 2 SF: 0 SAC: 0 DP: 2 HBP: 0		WP: 0 PB: 0 SB: 1 CS: 0 PA: 36		

AB	33
R	4
H	11
RBI	4
BB	3
SO	10
LOB	17

PITCHER		IP	WLS	BF	H	R	ER	SO	BB	IBB	HBP	BLK	WP	HR	S	P	ERA	WHIP
21 Zack Greinke, R ERA: 2.35	(1, 1)	3.0	L	14	5	2	2	1	1	0	0	0	0	1	33	54	6.00	2.000
43 Brandon League, R ERA: 1.96	(4, 1)	2.0		7	2	0	0	2	0	0	0	0	0	0	16	27	0.00	1.000
44 Chris Withrow, R ERA: 0.61	(6, 1)	1.0		4	0	0	0	2	1	0	0	0	0	0	10	18	0.00	1.000
0 Brian Wilson, R ERA: 11.42	(7, 1)	1.0		6	2	0	0	3	1	0	0	0	0	0	16	29	0.00	3.000
52 Pedro Báez, R ERA: 18.0	(8, 1)	1.0		5	2	2	2	2	0	0	0	0	0	1	15	19	18.00	2.000

PITCHER	IP	WLS	BF	H	R	ER	SO	BB	IBB	HBP	BLK	WP	HR	S	P	ERA	WHIP

Batter	1	2	3	4	5	6	7	8	9	AB	R	H	RBI	BB	SO	LOB
9 Dee Strange-Gordon, L (1, 4) OBP: 0.376, SLG: 0.456	C SI 98 C SI 98 X FF 97 0-2 ① G3-1		C SI 95 X SI 95 0-1 ③ F7			B SI 95 X SI 93 1-0 13 1B 3 1B 16 FC4-6 1-2 1B	C SI 91 B SI 93 F KC 80 X SI 92 1-2 3 E 3B		C SI 94 F SI 95 S SL 85 0-3 ① K2-3	5	2	2	0	0	1	0
3 Carl Crawford, L (1, 7) OBP: 0.265, SLG: 0.340	B SI 98 B SI 96 F SI 96 F SI 97 X SI 98 2-2 13 G6-4-3 1B			B SI 95 F SI 94 X FF 94 1-1 ① L8		C SI 96 X SI 96 0-1 16 FC4-6 13 1B 5 1B 1-2 2-3 1B	C SI 91 B FF 87 F SI 91 X SI 92 1-2 E7 13 CS 3-H		C SI 94 B SL 86 B SI 94 C SI 94 F SL 86 B SI 95 X SI 95 3-2 13 1B 1B	5	1	3	0	0	0	0
13 Hanley Ramirez, R (1, 6) OBP: 0.338, SLG: 0.458	B SI 96 1 SAFE X SI 94 1-0 ② ③ G6-4-3 1-2f			B SI 94 X SI 95 1-0 ② G6-3		X SI 96 0-0 16 FC4-6 1-2 2-3 3-H 1B	1 SAFE F SI 92 P PO 88 B SI 90 B KC 78 3-1 ③ CS 1-2	X FF 93 0-0 HR	S FF 95 B SI 92 B SL 84 C SI 93 X FF 94 2-2 1-2 1B	5	1	3	2	0	0	1
27 Matt Kemp, R (1, 8) OBP: 0.333, SLG: 0.475		B SI 96 F SI 95 F SI 95 B SI 96 X SI 95 2-2 5 G4-3 16 1B 1B		B SI 93 B SI 96 B SI 95 C SI 96 C SI 95 X SI 96 3-2 1B		C SI 91 B SI 91 S KC 79 S FC 87 1-3 ① K		B CH 84 B FF 93 B SI 92 B FF 92 4-0 16 1B 31 HR BB	C SI 94 F SL 83 F SL 84 B SL 85 C SI 94 1-3 ② K	4	1	2	0	1	2	5
16 Andre Ethier, L (1, 9) OBP: 0.308, SLG: 0.340		1 SAFE 1 SAFE B SI 94 X SI 94 1-0 5 G4-3 1-2 1B		X SI 96 0-0 ③ L8		B SI 91 B SI 91 B SI 90 C SI 90 C SI 90 X SI 91 3-2 ② FC4-6 5 1B 1-2f 2-3 3-H		X SI 92 0-0 31 HR 1-2 1B	B SL 84 F SI 93 X SI 94 1-1 ③ G4-3	5	1	2	1	0	0	5
5 Juan Uribe, R (1, 5) OBP: 0.356, SLG: 0.488		C SI 95 F SL 82 B FF 96 X SI 95 1-2 ① ② G4-3 1-2f 2-3			F SI 95 X SL 80 0-1 ① L5	B FC 86 F FC 85 S KC 80 X KC 80 1-2 1B 3-H		F FF 92 S FF 94 F FF 94 X SL 80 0-2 ① F5		4	0	1	1	0	0	4
33 Scott Van Slyke, R (1, 3) OBP: 0.388, SLG: 0.634		C SI 96 B SL 86 C SI 95 B FF 97 B SI 96 X SI 96 3-2 ③ G5-3			B SI 95 F SI 95 S SL 83 S SL 84 1-3 ② K	B SI 92 F FC 86 S SI 90 S KC 80 1-3 ③ K2-3		S SI 91 B SI 93 F FF 94 D SL 80 2 SAFE B FF 95 X SI 93 3-2 ② F4		4	0	0	0	0	2	5
31 Drew Butera, R (1, 2) OBP: 0.317, SLG: 0.389			C SI 95 C SI 95 F SI 94 C SL 83 0-3 ① K		S SI 95 B SL 83 C SL 84 X SL 84 1-2 ③ F8		C SI 91 F FC 86 H SI 90 1-2 22 B1-6-4 HBP	F SI 93 X CH 84 0-1 1-H 2-H HR		3	1	1	3	0	1	0
22 Clayton Kershaw, L (1, 1) OBP: 0.167, SLG: 0.167 10 Justin Turner, R (8, PH) OBP: 0.246, SLG: 0.216 54 Chris Perez, R (8, 1) 28 Jamey Wright, R (8, 1) 74 Kenley Jansen, S (9, 1)			B SI 96 C SI 96 S SI 96 F SI 97 B SI 96 X SI 95 2-2 ② G1-3			B SI 94 B SI 94 B SI 95 C SI 95 C SI 95 X SI 95 3-2 E1 3 1B 9 1B 13 1B	L SI 90 X SI 91 0-1 ① ② B1-6-4 1-2f	C FF 94 F SI 93 B FF 92 X SL 79 1-2 ③ G4-3		3 1 0 0 0	1 0 0 0 0	0 0 0 0 0	0 0 0 0 0	0 0 0 0 0	0 0 0 0 0	1 0 0 0 0
Inning Stats	R: 0 E: 0 K: 0 S: 7 H: 1 LOB: 0 BB: 0 P: 10	R: 0 E: 0 K: 0 S: 10 H: 2 LOB: 1 BB: 0 P: 17	R: 0 E: 0 K: 1 S: 10 H: 0 LOB: 0 BB: 0 P: 12	R: 0 E: 0 K: 0 S: 7 H: 1 LOB: 0 BB: 0 P: 12	R: 0 E: 0 K: 1 S: 8 H: 0 LOB: 0 BB: 0 P: 10	R: 3 E: 1 K: 2 S: 19 H: 4 LOB: 2 BB: 0 P: 29	R: 1 E: 1 K: 0 S: 12 H: 1 LOB: 0 BB: 0 P: 17	R: 4 E: 0 K: 0 S: 14 H: 3 LOB: 0 BB: 1 P: 22	R: 0 E: 0 K: 2 S: 16 H: 2 LOB: 2 BB: 0 P: 23	1B: 11 2B: 0 3B: 1 HR: 2 SF: 0 SAC: 0 DP: 3 HBP: 1						

PITCHER		IP	WLS	BF	H	R	ER	SO	BB	IBB	HBP	BLK	WP	HR	S	P	ERA	WHIP
64 Blake Treinen, R ERA: 0.77	(1, 1)	5.0	L	21	7	3	0	2	0	0	0	0	0	0	49	72	0.00	1.400
35 Craig Stammen, R ERA: 3.26	(6, 1)	2.0		8	2	1	0	2	0	0	1	0	0	0	24	35	0.00	1.000
48 Ross Detwiler, L ERA: 4.02	(8, 1)	1.0		7	3	4	4	0	1	0	0	0	0	2	14	22	36.00	4.000
30 Aaron Barrett, R ERA: 0.84	(9, 1)	1.0		5	2	0	0	2	0	0	0	0	0	0	16	23	0.00	2.000

PITCHER	IP	WLS	BF	H	R	ER	SO	BB	IBB	HBP	BLK	WP	HR	S	P	ERA	WHIP

TOP

Los Angeles Dodgers @ Washington Nationals

Nationals Park, Washington, DC

Tue May 06 2014, 7:07 PM - 10:21 PM EDT

Att. 30,143 - Clear - 73 F

livebaseballscorecards.com

AB	39
R	8
H	14
RBI	7
BB	1
SO	6
LOB	21

WP: 0	PB: 0	SB: 0	CS: 1	PA:	42

Batter	1	2	3	4	5	6	7	8	9	AB	R	H	RBI	BB	SO	LOB
2 Denard Span, L (1, 8) OBP: 0.291, SLG: 0.333	C FF 93 F FF 93 B CU 75 F FF 94 X SL 88 1-2 G3 ①		F FF 94 B CU 75 B FF 94 X FF 94 2-1 L7 ③		X FF 94 0-0 FC4-6 ③ 1-2f		B FF 92 C SL 88 S SL 88 D CU 76 F SL 86 C FF 93 2-3 K ③	C FC 86 B CU 78 X FC 87 1-1 G1-3 ③		5	0	0	0	0	1	5
6 Anthony Rendon, R (1, 5) OBP: 0.340, SLG: 0.533	C FF 94 F FF 94 S SL 88 0-3 K ②			C FF 92 F CU 74 X FF 92 0-2 28 1B 1B		C FF 92 X FF 92 0-1 28 1B 1B		C FF 94 B SL 83 X FF 94 1-1 28 1B 3B	C FC 91 B FC 94 S FC 93 S FC 95 1-3 K ①	5	1	3	0	0	2	0
28 Jayson Werth, R (1, 9) OBP: 0.387, SLG: 0.444	C FF 93 F CU 74 X FF 94 0-2 1B			1 SAFE X FF 94 0-0 1-2 1B		C SL 86 1 SAFE S SL 84 F SL 84 X FF 93 0-2 1-2 25 1B 1B ①		B FF 96 B FF 95 F FF 94 C FF 94 X FF 95 2-2 20 BB 59 1B 12 BB 3-H 1B	F FC 93 X SL 82 0-1 L8 ②	5	1	4	1	0	0	0
25 Adam LaRoche, L (1, 3) OBP: 0.425, SLG: 0.519 12 Tyler Moore, R (8, PH) OBP: 0.273, SLG: 0.433 (9, 3)	X FF 94 0-0 F7 ③			D SL 89 X FF 93 1-0 P5 ①		S SL 87 D SL 87 B CU 74 X FF 93 2-1 1-2 1B		S SL 85 D SL 83 B FF 95 F FF 94 D SL 84 D SL 83 4-2 20 BB 59 1B 1-2 BB	C FC 92 B FC 95 X FC 94 1-1 G6-3 ③	3 1	0 1	1 1	0 0	0 1	0 0	3 0
7 Scott Hairston, R (1, 7) OBP: 0.429, SLG: 0.429		C FF 92 B SL 88 S SL 86 X SL 86 1-2 8 G5-4-3 1B	C FF 94 F FF 93 D CU 76 S SL 86 1-3 K ②		F FF 93 D CU 74 F FF 92 T CU 74 1-2 K ②		S FF 94 C FF 94 B SL 85 X FF 94 1-2 F8 ①		4	0	1	0	0	2	6
20 Ian Desmond, R (1, 6) OBP: 0.279, SLG: 0.362		B FF 93 B SL 89 B FF 94 C FF 94 1 SAFE X FF 93 3-1 F9 ①	B SL 87 F SL 86 B FF 93 C FF 93 S CU 75 2-3 K ③		F FF 92 S CU 74 S SL 87 0-3 K2-3 ③			D SL 83 B FF 94 F FF 93 B FF 95 B FF 96 4-1 59 1B 1-2 2-3 BB		3	0	0	0	1	2	5
8 Danny Espinosa, S (1, 4) OBP: 0.305, SLG: 0.454		X FF 93 0-0 G5-4-3 ② ③ 1-2f			C FF 92 C CU 74 B SL 87 S SL 86 1-3 K ①		X FF 92 0-0 E6 59 G6-4-3	C FF 95 S FF 94 F FF 95 S FF 94 0-3 K ②		4	0	0	0	0	2	4
59 Jose Lobaton, S (1, 2) OBP: 0.325, SLG: 0.375			C FF 94 C CU 73 F FF 93 B SL 89 S CU 75 1-3 K ①		F SL 85 S SL 88 X CU 74 0-2 L7 ②		D FF 93 D SL 87 F FF 92 X FF 92 2-1 G6-4-3 ① ② 1-2f	B FF 93 B FF 94 X FF 94 2-0 4 BB 1-3 2-H 3-H 1B		4	0	1	2	0	1	1
64 Blake Treinen, R (1, 1) OBP: 0.333, SLG: 0.333 35 Craig Stammen, R (6, 1) 19 Kevin Frandsen, R (7, PH) OBP: 0.367, SLG: 0.326 48 Ross Detwiler, R (8, 1) 4 Zach Walters, S (8, PH) OBP: 0.316, SLG: 0.750 30 Aaron Barrett, R (9, 1)			C FF 93 C FF 94 S FF 94 0-3 K ②		C FF 92 B FF 92 X FF 91 1-1 2 FC4-6 1B		X FF 93 0-0 1B	B FF 94 B SL 84 B FF 94 B FF 94 4-0 1-2 BB		2 0 1 0 0 0 0 1 0 0 0 0

Batter	1	2	3	4	5	6	7	8	9	AB	R	H	RBI	BB	SO	LOB
9 Dee Strange-Gordon, L (1, 4) OBP: 0.372, SLG: 0.450	B FF 94 F FF 94 X CH 88 1-1 B2-3 ①	C CH 87 C SI 94 X CH 87 0-2 G5-3 ③			C FF 94 F CH 88 F CU 79 B FF 95 S CU 80 1-3 K ③			X CH 87 0-0 13 S 1B		4	0	1	0	0	1	0
3 Carl Crawford, L (1, 7) OBP: 0.275, SLG: 0.347	C FF 95 S FF 96 B FF 96 X CU 79 1-2 13 1B 23 1B 1B	B SI 93 X FF 94 1-0 P6 ①		B FF 93 S FF 94 X FF 93 1-1 66 BB 1B			1 SAFE C FF 92 1 SAFE X FF 93 0-1 L7 ①		4	1	2	0	0	0	1
13 Hanley Ramirez, R (1, 6) OBP: 0.342, SLG: 0.455	C FF 95 1 SAFE B FF 94 X SI 94 1-1 23 1B 66 1B 1-2 1B	C CU 77 F CH 87 B CU 80 F FF 96 B CH 88 B FF 96 X CU 80 3-2 G5-3 ②		C FF 93 1 SAFE B FF 93 B FF 92 S CH 86 1 SAFE F FF 93 F CH 87 X CU 78 2-2 F7 ①			1 SAFE S CH 86 D CU 79 B FF 93 B FF 92 D CH 88 4-1 1-2 BB		3	1	1	0	1	0	1
23 Adrián González, L (1, 3) OBP: 0.361, SLG: 0.563	B FF 94 F CH 88 F SI 95 F SI 96 D CH 89 F CH 88 F FF 94 B CU 78 F CH 88 3-2 X SI 85 66 1B 1-3 2-H 1B	C SI 95 S CU 79 S FF 95 0-3 K ③		1 SAFE B CH 87 C SI 94 F FF 93 1 SAFE 1 SAFE S CH 87 1-3 K ②			B SL 86 C SI 91 F SI 92 F SL 89 F SI 91 B SL 85 F SI 92 B CU 76 F SI 91 3-2 X SI 91 P5 ②		4	0	1	1	0	2	3
66 Yasiel Puig, R (1, 9) OBP: 0.400, SLG: 0.496	B FF 94 C CU 78 B FF 94 X CH 88 2-1 5 FC3-6 1-2 3-H 1B			B CU 78 F FF 94 X FF 94 1-1 G6-3 ①		B FF 93 1 SAFE B FF 94 B CU 79 C FF 94 C FF 94 F CU 79 B SI 96 4-2 1-2 BB		X FF 92 0-0 L8 ③		3	0	1	1	1	0	2
16 Andre Ethier, L (1, 8) OBP: 0.306, SLG: 0.337	B FF 94 B FF 94 X FF 94 2-0 F7 ②			B SI 94 B CU 78 C FF 94 F FF 94 X SI 95 2-2 5 G5-4-3 1B		X CH 87 0-0 G4-3 ③			F SI 90 X FF 91 0-1 G4-3 ①	4	0	1	0	0	0	4
5 Juan Uribe, R (1, 5) OBP: 0.345, SLG: 0.473	X FF 94 0-0 FC3-6 ③ 1-2f			1 SAFE B FF 94 1 SAFE X FF 94 1-0 G5-4-3 ②③ 1-2f			F FF 94 F FF 95 B FF 96 X SI 96 1-2 G1-3 ①		B FF 89 B FF 89 F FF 90 F FF 90 B SL 86 S SL 88 3-3 K ②	4	0	0	0	0	1	3
30 Miguel Olivo, R (1, 2) OBP: 0.300, SLG: 0.389 27 Matt Kemp, R (9, PH) OBP: 0.330, SLG: 0.470		C FF 93 S CU 79 S CU 77 0-3 K ①			X FF 94 0-0 F9 ①		B FF 95 C CU 79 F FF 94 F FF 95 S CU 78 1-3 K ②		C FF 90 B SL 85 F FF 89 F SL 85 F SL 84 S SL 84 1-3 K ③	3 1	0 0	0 0	0 0	0 0	2 1	0 0
14 Dan Haren, R (1, 1) OBP: 0.200, SLG: 0.143 10 Justin Turner, R (7, PH) OBP: 0.241, SLG: 0.212 44 Chris Withrow, R (7, 1) 0 Brian Wilson, R (8, 1)		T FF 93 C FF 94 B CU 80 X FF 94 1-2 G6-3 ②			C SI 94 B SI 94 X FF 94 1-1 G6-3 ②		C FF 94 B CU 79 B CU 80 F FF 94 F FF 95 S FF 96 2-3 K ③			2 1 0 0	0 0 0 0	0 0 0 0	0 0 0 0	0 1 0 0	0 0 0 0	0 0 0 0
Inning Stats	R: 2 H: 4 E: 0 LOB: 2 K: 0 BB: 0 S: 18 P: 28	R: 0 H: 0 E: 0 LOB: 0 K: 1 BB: 0 S: 9 P: 10	R: 0 H: 0 E: 0 LOB: 0 K: 1 BB: 0 S: 8 P: 12	R: 0 H: 1 E: 0 LOB: 0 K: 0 BB: 0 S: 6 P: 10	R: 0 H: 0 E: 0 LOB: 0 K: 1 BB: 0 S: 7 P: 9	R: 0 H: 1 E: 0 LOB: 2 K: 1 BB: 1 S: 14 P: 22	R: 0 H: 0 E: 0 LOB: 0 K: 2 BB: 0 S: 11 P: 15	R: 0 H: 1 E: 0 LOB: 2 K: 0 BB: 1 S: 12 P: 19	R: 0 H: 0 E: 0 LOB: 0 K: 2 BB: 0 S: 10 P: 14	1B: 7 SF: 0 2B: 0 SAC: 0 3B: 0 DP: 1 HR: 0 HBP: 0						WP: 0 PA: 35 PB: 0 SB: 1 CS: 0

PITCHER		IP	WLS	BF	H	R	ER	SO	BB	IBB	HBP	BLK	WP	HR	S	P	ERA	WHIP
37 Stephen Strasburg, R ERA: 3.42	(1, 1)	7.1	W	30	7	2	2	6	2	0	0	0	0	0	77	114	2.46	1.227
13 Jerry Blevins, L ERA: 2.93	(8, 1)	0.1	H	1	0	0	0	0	0	0	0	0	0	0	7	10	0.00	0.000
36 Tyler Clippard, R ERA: 2.4	(8, 1)	0.1	H	1	0	0	0	0	0	0	0	0	0	0	1	1	0.00	0.000
29 Rafael Soriano, R ERA:	(9, 1)	1.0	S	3	0	0	0	2	0	0	0	0	0	0	10	14	0.00	0.000

PITCHER	IP	WLS	BF	H	R	ER	SO	BB	IBB	HBP	BLK	WP	HR	S	P	ERA	WHIP

TOP

Los Angeles Dodgers @ Washington Nationals

Nationals Park, Washington, DC

Wed May 07 2014, 2:46 PM - 5:44 PM EDT

Att. 34,756 - Overcast - 57 F

livebaseballscorecards.com

AB	33
R	2
H	7
RBI	2
BB	2
SO	8
LOB	14

BOTTOM

Los Angeles Dodgers @ Washington Nationals
Nationals Park, Washington, DC
Wed May 07 2014, 2:46 PM - 5:44 PM EDT
Att. 34,756 - Overcast - 57 F

livebaseballscorecards.com

Batter	1	2	3	4	5	6	7	8	9	AB	R	H	RBI	BB	SO	LOB
2 Denard Span, L (1, 8) OBP: 0.298, SLG: 0.339	C SI 86 X FC 83 0-1 28 2B 25 1B 1B	B FS 81 C FS 81 B FS 82 B FS 81 C FC 85 X FC 84 3-2 ② L6			C FS 79 B FC 84 X FS 79 1-1 28 1B 40 SF9 1B		B FF 93 C FC 89 X FF 94 1-1 ① F9			4	2	2	0	0	0	0
6 Anthony Rendon, R (1, 5) OBP: 0.331, SLG: 0.518	B FF 86 C FF 87 F FC 82 F FF 88 1 SAFE B KC 77 B FC 83 X FC 84 3-2 ① F7	X SI 88 0-0 ③ L8			B FF 86 1 SAFE B FS 79 C FC 82 D FS 80 X FC 82 3-1 ① P4		C FC 90 B FF 95 F FF 95 S FC 91 1-3 ② K			4	0	0	0	0	1	2
28 Jayson Werth, R (1, 9) OBP: 0.390, SLG: 0.453	C FF 87 B FF 87 F FC 84 X FF 87 1-2 25 1B 1-3 2B	F FS 80 B FC 84 S FS 80 B FC 84 X FS 81 2-2 ① F9			X FS 81 0-0 25 WP 1-3 1B		B FF 93 C FC 89 B FF 96 X FC 90 2-1 ③ G5-3			4	1	2	0	0	0	0
25 Adam LaRoche, L (1, 3) OBP: 0.427, SLG: 0.514	C FF 88 B FC 84 F FF 87 B KC 78 B FC 84 F FC 86 F FF 88 F FC 84 X FC 84 3-2 40 2B 2-H 3-H 1B	C KC 80 B FF 87 B KC 81 C FS 82 X SI 88 2-2 ② L3			F FC 84 B FC 80 B FS 81 D FF 86 I IN 71 4-1 1-2 IBB			B SL 88 C SL 85 F SL 87 B FF 91 F SL 86 X SL 87 2-2 ① L3		3	0	1	2	1	0	0
40 Wilson Ramos, R (1, 2) OBP: 0.286, SLG: 0.400	X FC 84 0-0 1-3 2B	X FS 81 0-0 ③ F9			F FC 84 D FS 81 C FF 87 B FF 88 D FS 82 X FF 87 3-2 ② SF9 3-H			B SL 87 F SL 88 B SL 91 B SL 88 B SL 88 4-1 8 1B BB		2	0	1	1	1	0	0
20 Ian Desmond, R (1, 6) OBP: 0.278, SLG: 0.353	B SI 86 F FF 87 B KC 77 C FF 87 B FC 83 F FF 87 B SI 88 4-2 BB			F FS 81 B FF 87 X FS 81 1-1 ① P4	B FS 81 X FC 84 1-0 ③ F8			B SI 93 1 SAFE C SL 91 F SL 89 C SL 86 1-3 ② K		3	0	0	0	1	1	3
8 Danny Espinosa, S (1, 4) OBP: 0.303, SLG: 0.446	D FF 89 F FC 86 S FS 81 F SI 88 S FS 81 1-3 ② K			X FF 86 0-0 ② B1-3		S FS 80 B FC 83 F FC 84 B FC 84 S KC 81 2-3 ① K		B FF 91 B FC 92 F SI 93 B SL 88 X SI 92 3-1 19 FC6-4 1-3 1B		4	0	1	0	0	2	3
19 Kevin Frandsen, R (1, 7) OBP: 0.358, SLG: 0.319 15 Nate McLouth, L (9, 7) OBP: 0.259, SLG: 0.170	B FC 84 F FC 84 S FC 85 X FC 85 1-2 ③ P4			C FF 86 X FF 87 0-1 1B		C FC 84 X FC 84 0-1 ② G6-3		B SL 90 X SL 90 1-0 ③ FC6-4 1-2f		4 0	0 0	1 0	0 0	0 0	0 0	5 0
37 Stephen Strasburg, R (1, 1) 13 Jerry Blevins, L (8, 1) 36 Tyler Clippard, R (8, 1) 29 Rafael Soriano, R (9, 1)		B SI 86 C SI 86 B SI 87 C FF 87 X SI 88 2-2 ① G6-3		S FC 84 B FC 84 X FC 84 1-1 ③ G4-3		C SI 87 X FC 84 0-1 ③ G2-3				3 0 0 0	0 0 0 0	0 0 0 0	0 0 0 0	0 0 0 0	0 0 0 0	1 0 0 0
Inning Stats	R: 2 E: 0 K: 1 S: 26 H: 4 LOB: 3 BB: 1 P: 39	R: 0 E: 0 K: 0 S: 7 H: 0 LOB: 0 BB: 0 P: 12	R: 0 E: 0 K: 0 S: 7 H: 0 LOB: 0 BB: 0 P: 11	R: 0 E: 0 K: 0 S: 7 H: 1 LOB: 1 BB: 0 P: 9	R: 1 E: 0 K: 0 S: 10 H: 2 LOB: 2 BB: 1 P: 22	R: 0 E: 0 K: 1 S: 7 H: 0 LOB: 0 BB: 0 P: 9	R: 0 E: 0 K: 1 S: 7 H: 0 LOB: 0 BB: 0 P: 11	R: 0 E: 0 K: 1 S: 11 H: 1 LOB: 2 BB: 1 P: 22		1B: 6 2B: 2 3B: 0 HR: 0 SF: 1 SAC: 0 DP: 0 HBP: 0		WP: 1 PB: 0 SB: 0 CS: 0 PA: 35		

	AB	31
	R	3
	H	8
	RBI	3
	BB	3
	SO	4
	LOB	14

PITCHER		IP	WLS	BF	H	R	ER	SO	BB	IBB	HBP	BLK	WP	HR	S	P	ERA	WHIP
14 Dan Haren, R ERA: 2.68	(1, 1)	6.0	L	27	7	3	3	2	1	1	0	0	1	0	64	102	4.50	1.333
44 Chris Withrow, R ERA: 0.57	(7, 1)	1.0		3	0	0	0	1	0	0	0	0	0	0	7	11	0.00	0.000
0 Brian Wilson, R ERA: 10.24	(8, 1)	1.0		5	1	0	0	1	1	0	0	0	0	0	11	22	0.00	2.000

PITCHER	IP	WLS	BF	H	R	ER	SO	BB	IBB	HBP	BLK	WP	HR	S	P	ERA	WHIP

Batter	1	2	3	4	5	6	7	8	9	AB	R	H	RBI	BB	SO	LOB
2 Denard Span, L (1, 8) OBP: 0.296, SLG: 0.330	B FF 85 C FF 87 F SI 87 B FF 87 X CU 76 2-2 ① P6		L CU 75 C FF 87 F FF 86 X CU 74 0-2 ② F9			C FF 86 B SI 86 S CH 81 B FF 86 B SI 87 B CH 81 4-2 BB		B SI 86 F FF 87 C SI 86 F FF 85 S CH 78 1-3 ② K		3	0	0	0	1	1	0
6 Anthony Rendon, R (1, 5) OBP: 0.322, SLG: 0.503	B SI 87 C FF 87 C FF 87 B CH 79 B FF 87 F FF 86 F FF 87 C FF 88 3-3 ② K		C FF 87 B FF 86 X FF 87 1-1 ③ P3			B FF 86 X SI 86 1-0 ② F8		F FF 84 F SI 86 F CH 79 B CH 77 X SI 87 1-2 ③ G5-3		4	0	0	0	0	1	1
28 Jayson Werth, R (1, 9) OBP: 0.387, SLG: 0.443	B SI 87 B FF 87 B SI 86 C FF 87 B FF 87 4-1 25 FC5-6 BB			B SI 86 B CU 74 F CH 80 X FF 87 2-1 ① P3		C FF 87 F FF 86 D CU 73 X CH 77 1-2 ③ L7			B FF 94 B FF 94 F FF 93 C FC 91 B FF 94 X FF 94 3-2 ① L8	3	0	0	0	1	0	1
25 Adam LaRoche, L (1, 10) OBP: 0.421, SLG: 0.504 4 Zach Walters, S (7, PH) OBP: 0.286, SLG: 0.667 (7, 10)	B FF 88 X FF 88 1-0 ③ FC5-6 1-2f			C FF 88 B FF 87 F FC 83 B CU 74 C SI 86 2-3 ② K			X SI 86 0-0 ① L7		B FF 94 F FF 94 C CU 78 B FF 94 S CU 78 2-3 ② K	2 2	0 0	0 0	0 0	0 0	1 1	1 0
40 Wilson Ramos, R (1, 2) OBP: 0.273, SLG: 0.333		X SI 86 0-0 ① G6-3		B CH 81 C FF 86 X SI 86 1-1 ③ G5-3			C FF 86 S CH 80 T CH 79 0-2 ② K		F FF 94 F FC 90 X FF 94 0-2 20 FC6-4 1B	4	0	1	0	0	1	0
20 Ian Desmond, R (1, 6) OBP: 0.277, SLG: 0.346		B FF 86 F SI 85 B FF 84 F CH 80 C SI 86 2-3 ② K			X CH 79 0-0 ① P3		B CU 74 B CH 80 F FF 88 B FF 88 4-1 7 1B BB		B FC 91 C FF 93 S CU 77 X CU 78 1-2 ③ FC6-4 1-2f	3	0	0	0	1	1	1
7 Scott Hairston, R (1, 7) OBP: 0.500, SLG: 0.600		X SI 85 0-0 2B			C FF 86 B CH 80 B FF 87 S CH 80 F SI 86 F FF 87 F CU 73 B FF 86 F CH 80 3-2 ② F CH 79 X SI 87 P5		D CH 80 F SI 87 X CH 80 1-1 1-2 1B			3	0	2	0	0	0	0
8 Danny Espinosa, S (1, 4) OBP: 0.295, SLG: 0.433		D FF 87 F CH 79 B FF 85 B CH 80 X SI 86 3-1 ③ F8			X FF 87 0-0 ③ B5-3		S FF 86 C FF 86 C FF 87 0-3 ③ K			3	0	0	0	0	1	3
19 Kevin Frandsen, R (1, 3) OBP: 0.339, SLG: 0.300			C FF 86 C FF 86 S FF 86 0-3 ① K			F SI 85 X CU 74 0-1 ① F8		F FF 86 X FF 86 0-1 ① P4		3	0	0	0	0	1	0
Inning Stats	R: 0 E: 0 K: 1 S: 10 H: 0 LOB: 1 BB: 1 P: 20	R: 0 E: 0 K: 1 S: 7 H: 1 LOB: 1 BB: 0 P: 12	R: 0 E: 0 K: 1 S: 9 H: 0 LOB: 0 BB: 0 P: 10	R: 0 E: 0 K: 1 S: 7 H: 0 LOB: 0 BB: 0 P: 12	R: 0 E: 0 K: 0 S: 10 H: 0 LOB: 0 BB: 0 P: 13	R: 0 E: 0 K: 0 S: 8 H: 0 LOB: 1 BB: 1 P: 14	R: 0 E: 0 K: 2 S: 10 H: 1 LOB: 2 BB: 1 P: 15	R: 0 E: 0 K: 1 S: 10 H: 0 LOB: 0 BB: 0 P: 12	R: 0 E: 0 K: 1 S: 12 H: 1 LOB: 1 BB: 0 P: 18	1B: 2 2B: 1 3B: 0 HR: 0 SF: 0 SAC: 0 DP: 0 HBP: 0						

PITCHER	IP	WLS	BF	H	R	ER	SO	BB	IBB	HBP	BLK	WP	HR	S	P	ERA	WHIP
57 Tommy Milone, L (1, 1) ERA: 4.54	8.0	W	29	2	0	0	7	3	0	0	0	0	0	71	108	0.00	0.625
33 Fernando Rodriguez Jr., R (9, 1) ERA:	1.0		4	1	0	0	1	0	0	0	0	0	0	12	18	0.00	1.000

PITCHER	IP	WLS	BF	H	R	ER	SO	BB	IBB	HBP	BLK	WP	HR	S	P	ERA	WHIP

TOP

Washington Nationals @ Oakland Athletics

O.co Coliseum, Oakland, CA

Fri May 09 2014, 10:11 PM - 12:51 AM EDT

Att. 20,159 - Partly Cloudy - 61 F

livebaseballscorecards.com

AB	30
R	0
H	3
RBI	0
BB	3
SO	8
LOB	7

WP: 0 PA: 33
PB: 0
SB: 0
CS: 0

BOTTOM

Washington Nationals @ Oakland Athletics

O.co Coliseum, Oakland, CA

Fri May 09 2014, 10:11 PM - 12:51 AM EDT

Att. 20,159 - Partly Cloudy - 61 F

livebaseballscorecards.com

Batter	1	2	3	4	5	6	7	8	9	AB	R	H	RBI	BB	SO	LOB
5 John Jaso, L (1, 10) OBP: 0.371, SLG: 0.400	B SI 87 C SI 88 X SI 88 1-1 L7 ①		C SI 87 F CH 81 F SI 90 B FF 86 X SI 88 1-2 HR	C CU 73 D CH 82 F CH 81 B SI 88 S CU 74 2-3 K ③		B SL 76 C FF 92 B SI 91 C SI 92 X SL 77 2-2 L7 ①		C SI 93 B SI 92 S SL 84 D SL 85 B SI 84 F SI 92 F SI 91 B SI 92 4-2 1-2 BB		4	1	1	1	1	1	3
8 Jed Lowrie, S (1, 6) OBP: 0.371, SLG: 0.376	B FF 88 C SI 89 C SI 90 B FF 88 X SI 88 2-2 F8 ②		F SI 89 B SI 90 S CU 75 F SI 88 X SI 90 1-2 L7 ①		C SI 87 B CH 80 X CH 81 1-1 L9 ①	C SI 91 B FF 93 F CH 83 X SI 92 1-2 G6-4-3 ②③ 1-2f		B CH 89 C FF 92 F SI 91 B SL 84 X SI 93 2-2 F7 ①		5	0	0	0	0	0	4
20 Josh Donaldson, R (1, 5) OBP: 0.343, SLG: 0.473	S SI 90 B SI 90 B SI 89 X SI 90 2-1 E1 37 1B 1B		B CU 74 X FF 89 1-0 G6-3 ②		B CU 74 F CU 73 X SI 88 1-1 E5 37 HR ①		B FF 91 B CH 84 C SI 90 C FF 92 X SL 78 2-2 16 1B 36 1B 1B	B SI 92 C SI 92 X SI 92 1-1 F7 ②		5	3	2	0	0	0	2
37 Brandon Moss, L (1, 3) (9, 7) OBP: 0.358, SLG: 0.474	C SI 88 B SI 87 B CU 74 X SI 89 2-1 3-H 1B		B SI 88 X SI 89 1-0 F7 ③		X CU 72 0-0 2-H HR		C FF 92 S FF 92 C SI 92 0-3 K ①	X SI 93 0-0 G4-3 ③		5	1	2	3	0	1	3
52 Yoenis Cespedes, R (1, 7) OBP: 0.348, SLG: 0.543 10 Daric Barton, L (9, 3) OBP: 0.226, SLG: 0.164	B SI 89 X SI 89 1-0 G4-3 ③			C CU 73 X SI 87 0-1 16 1B 36 WP 1B	X FF 89 0-0 HR		B FF 92 F FF 93 F SL 78 B SI 92 F SI 92 B SI 94 S FF 93 3-3 K ②			4 0	2 0	2 0	1 0	0 0	1 0	2 0
16 Josh Reddick, L (1, 9) OBP: 0.289, SLG: 0.298		B SI 88 X SI 89 1-0 F7 ①		C SI 88 1 SAFE X SI 86 0-1 36 G5-3 28 1B 36 WP 1-3 1B	F FF 91 B SI 90 B SL 76 B SI 91 B FF 92 4-1 36 L6-3 BB		B FF 93 F SI 91 C SI 92 D SL 79 X SI 93 2-2 36 1B 1-2 1B			3	1	2	0	1	0	0
36 Derek Norris, R (1, 2) OBP: 0.464, SLG: 0.534		C SI 89 C SI 90 B FC 83 F SI 90 B SI 89 F CU 75 B SI 90 X CU 74 3-2 1B		C SI 88 F SI 89 F SI 88 B SI 89 X SI 89 1-2 G5-3 ① 1-3 3-H	X FF 92 0-0 L6-3 ②③ 1-1		B FF 94 B SI 92 C SI 92 B FF 93 X SI 92 3-1 1-2 2-H 1B			4	0	2	1	0	0	2
28 Eric Sogard, L (1, 4) OBP: 0.292, SLG: 0.256		B SI 88 1 SAFE B SI 87 B SI 88 C FF 87 X SI 87 3-1 F8 ②		D CU 73 F SI 89 F SI 89 F SI 88 X CU 74 1-2 3-H 1B		B FF 91 B FF 91 C FF 91 B SI 90 C SI 90 X SI 91 3-2 E7	B SI 91 X SI 91 1-0 G4-3 ③			4	0	1	1	0	0	3
3 Craig Gentry, R (1, 8) OBP: 0.368, SLG: 0.383		X SI 88 0-0 P3 ③		1 SAFE B SI 87 S SI 87 F CH 80 1 SAFE C SI 89 1-3 K ②		B FF 91 H FF 92 2-0 8 G6-4-3 HBP		B FF 93 B FF 90 C FF 91 B FF 90 F FF 91 B FF 93 4-2 5 BB		2	0	0	0	1	1	2
Inning Stats	R: 1 E: 1 K: 0 S: 10 H: 2 LOB: 1 BB: 0 P: 18	R: 0 E: 0 K: 0 S: 9 H: 1 LOB: 1 BB: 0 P: 16	R: 1 E: 0 K: 0 S: 10 H: 1 LOB: 0 BB: 0 P: 14	R: 2 E: 0 K: 2 S: 18 H: 3 LOB: 1 BB: 0 P: 23	R: 3 E: 1 K: 0 S: 8 H: 2 LOB: 0 BB: 1 P: 14	R: 0 E: 1 K: 0 S: 9 H: 0 LOB: 1 BB: 0 P: 17	R: 1 E: 0 K: 2 S: 16 H: 3 LOB: 2 BB: 0 P: 27	R: 0 E: 0 K: 0 S: 12 H: 0 LOB: 2 BB: 2 P: 23		1B: 9 2B: 1 3B: 0 HR: 3 SF: 0 SAC: 0 DP: 2 HBP: 1				WP: 1 PB: 0 SB: 0 CS: 0 PA: 40		

	AB	36
	R	8
	H	12
	RBI	7
	BB	3
	SO	4
	LOB	21

PITCHER		IP	WLS	BF	H	R	ER	SO	BB	IBB	HBP	BLK	WP	HR	S	P	ERA	WHIP
58 Doug Fister, R ERA: 10.38	(1, 1)	4.1	L	23	9	7	5	2	0	0	0	0	1	3	53	79	10.38	2.077
48 Ross Detwiler, L ERA: 4.0	(5, 1)	2.1		11	3	1	1	2	1	0	1	0	0	0	26	48	3.86	1.714
30 Aaron Barrett, R ERA: 0.75	(7, 1)	1.1		6	0	0	0	0	2	0	0	0	0	0	13	25	0.00	1.500

PITCHER	IP	WLS	BF	H	R	ER	SO	BB	IBB	HBP	BLK	WP	HR	S	P	ERA	WHIP

Batter	1	2	3	4	5	6	7	8	9	10	AB	R	H	RBI	BB	SO	LOB
2 Denard Span, L (1, 8) OBP: 0.292, SLG: 0.325	C FF 92 T SI 93 B CU 82 X SI 93 1-2 G6-3 ①		F FF 92 B SI 93 B SI 92 X SI 91 2-1 19 2B 1-2 1B		B SI 91 B CH 86 X FF 92 2-0 L8 ①		X FF 94 0-0 E5			C CU 83 X FF 93 0-1 G4-3 ②	5	1	1	0	0	0	0
19 Kevin Frandsen, R (1, 3) OBP: 0.344, SLG: 0.327	C FF 94 X SL 88 0-1 G5-3 ②		D CU 82 X SI 92 1-0 28 WP 1-H 2-H 2B		C SI 92 B CU 78 X SL 84 1-1 6 1B 1B		C CU 80 X CU 80 0-1 F9 ③			C FF 94 X CU 82 0-1 G6-3 ③	5	0	2	2	0	0	1
6 Anthony Rendon, R (1, 5) OBP: 0.321, SLG: 0.497	F SI 93 B SI 93 B SL 86 B FF 93 X FF 92 3-1 F8 ③		C SL 87 B FF 93 X CU 79 1-1 L9 ②		C CU 78 B CU 81 X CU 76 1-1 1-3 1B			C SI 87 S SL 81 B SL 82 S SL 81 1-3 K ①			4	0	1	0	0	1	1
28 Jayson Werth, R (1, 10) OBP: 0.383, SLG: 0.433		C FF 93 F SL 86 B SI 94 S CU 82 1-3 K ①	B SL 85 C FF 92 B CU 82 B CU 82 C CU 81 H FF 92 4-2 2-3 HBP		X CU 80 0-0 G1-3 ③			X SI 88 0-0 G6-3 ②			3	0	0	0	0	1	1
40 Wilson Ramos, R (1, 2) OBP: 0.267, SLG: 0.250		B FF 94 B SL 82 T FF 93 B SI 94 B FF 93 4-1 20 G6-4-3 BB	C CU 80 X CU 80 0-1 G1-3 ③			X FF 91 0-0 G5-3 ①		B SI 89 X SL 81 1-0 G6-3 ③			3	0	0	0	1	0	2
20 Ian Desmond, R (1, 6) OBP: 0.270, SLG: 0.336		X SI 92 0-0 G6-4-3 ② ③ 1-2f		B SI 91 X SL 84 1-0 F8 ①		C SI 91 S CU 79 B CU 80 X CU 80 1-2 G1-3 ②			C FF 93 B CU 81 F FF 94 S FF 95 1-3 K ①		4	0	0	0	0	1	1
15 Nate McLouth, L (1, 9) OBP: 0.258, SLG: 0.160			B FF 92 B SI 91 S SI 91 B SL 87 F SI 92 S SI 93 3-3 K ①	F SI 92 B CH 85 F FF 92 B CU 80 F CU 80 B FF 93 B CU 78 4-2 BB		C FF 93 B CH 87 B CU 80 C FF 92 X CU 81 2-2 G4-3 ③			C CU 83 B CU 82 S FF 93 C FF 94 1-3 K ②		3	0	0	0	1	2	0
8 Danny Espinosa, S (1, 4) OBP: 0.293, SLG: 0.454			F SI 94 B SI 93 B CU 80 X SI 92 2-1 HR	X SI 91 0-0 P6 ②			L FF 92 B CH 87 B CU 81 B FF 93 F FF 92 S CU 80 3-3 K ①		X FF 94 0-0 F8 ③		4	1	1	1	0	1	1
4 Zach Walters, S (1, 7) OBP: 0.280, SLG: 0.591			B SI 93 X FF 94 1-0 2 1B 19 2B 1B	D CH 84 S SI 91 X CU 79 1-1 P5 ③			F FF 93 B CH 87 B FF 93 X SI 92 2-1 G4-3 ②			S FF 93 C FF 94 B FF 94 S FF 94 1-3 K ①	4	1	1	0	0	1	1
Inning Stats	R: 0 E: 0 K: 0 S: 7 H: 0 LOB: 0 BB: 0 P: 11	R: 0 E: 0 K: 1 S: 5 H: 0 LOB: 0 BB: 1 P: 10	R: 3 E: 0 K: 1 S: 15 H: 4 LOB: 2 BB: 0 P: 29	R: 0 E: 0 K: 0 S: 7 H: 0 LOB: 1 BB: 1 P: 13	R: 0 E: 0 K: 0 S: 6 H: 2 LOB: 1 BB: 0 P: 10	R: 0 E: 0 K: 0 S: 7 H: 0 LOB: 0 BB: 0 P: 10	R: 0 E: 1 K: 1 S: 8 H: 0 LOB: 1 BB: 0 P: 13	R: 0 E: 0 K: 1 S: 5 H: 0 LOB: 0 BB: 0 P: 7	R: 0 E: 0 K: 2 S: 7 H: 0 LOB: 0 BB: 0 P: 9	R: 0 E: 0 K: 1 S: 7 H: 0 LOB: 0 BB: 0 P: 8	1B: 4 2B: 1 3B: 0 HR: 1 SF: 0 SAC: 0 DP: 1 HBP: 1						

PITCHER		IP	WLS	BF	H	R	ER	SO	BB	IBB	HBP	BLK	WP	HR	S	P	ERA	WHIP
54 Sonny Gray, R ERA: 2.17	(1, 1)	7.0		29	6	3	3	3	2	0	1	0	1	1	55	96	3.86	1.143
44 Luke Gregerson, R ERA: 2.37	(8, 1)	1.0		3	0	0	0	1	0	0	0	0	0	0	5	7	0.00	0.000
62 Sean Doolittle, L ERA: 3.79	(9, 1)	2.0	W	6	0	0	0	3	0	0	0	0	0	0	14	17	0.00	0.000

PITCHER	IP	WLS	BF	H	R	ER	SO	BB	IBB	HBP	BLK	WP	HR	S	P	ERA	WHIP

TOP

Washington Nationals @ Oakland Athletics

O.co Coliseum, Oakland, CA

Sat May 10 2014, 9:09 PM - 11:40 PM EDT

Att. 36,067 - Partly Cloudy - 62 F

livebaseballscorecards.com

AB	35
R	3
H	6
RBI	3
BB	2
SO	7
LOB	8

1B: 4 SF: 0
2B: 1 SAC: 0
3B: 0 DP: 1
HR: 1 HBP: 1

WP: 1 PA: 38
PB: 0
SB: 0
CS: 0

Batter	1	2	3	4	5	6	7	8	9	10	AB	R	H	RBI	BB	SO	LOB
5 John Jaso, L (1, 2) OBP: 0.383, SLG: 0.463	B SI 89 C SI 87 X SI 89 1-1 ① L8		X SI 90 0-0 HR			B SI 88 B CH 80 C SI 88 B CH 82 F SI 89 X CH 81 3-2 ② L8			C FF 88 X FF 89 0-1 8 2B 1B	X FF 92 0-0 1-H 2B	5	2	3	2	0	0	0
8 Jed Lowrie, S (1, 6) OBP: 0.368, SLG: 0.380	B SI 90 F SI 90 C SI 90 B CU 74 C SI 90 2-3 ② K		F SI 88 B SI 91 B SI 90 B SI 90 X SI 90 3-1 ③ L9			B SI 89 C SI 89 X CU 71 1-1 ③ F8			C FF 90 B FF 88 X FF 88 1-1 1-H 20 1B 2B		4	1	1	1	0	1	0
20 Josh Donaldson, R (1, 5) OBP: 0.341, SLG: 0.468	C SI 90 F SI 89 B CU 74 X SI 91 1-2 E5			C CU 70 X SI 90 0-1 ① F8			C SL 79 B SL 80 S SL 81 X SI 91 1-2 ① L7		C FF 89 S SL 84 B SL 85 X SL 83 1-2 2-H 1B		4	0	1	1	0	0	0
37 Brandon Moss, L (1, 3) OBP: 0.348, SLG: 0.458 (9, 7)	B SI 91 B SI 89 F SI 91 C SI 91 1 SAFE X SI 91 2-2 ③ G3			S CH 81 B SI 90 B SI 89 S CH 80 B SI 90 F CH 80 S CH 82 3-3 ② K			C SI 89 B SI 89 B CU 72 X CH 81 2-1 ② G3		X FF 91 0-0 ① P6		4	0	0	0	0	1	2
52 Yoenis Cespedes, R (1, 7) OBP: 0.338, SLG: 0.525 (9, 8)		B SL 81 C SI 90 F SI 88 X CU 73 1-2 ① G5-3		S CU 72 C SL 81 F SI 91 B SI 90 S CU 72 1-3 ③ K			B SI 89 S SL 81 X CU 70 1-1 ③ G5-3		C SL 83 F SL 84 X FF 91 0-2 ② L8		4	0	0	0	0	1	1
16 Josh Reddick, L (1, 9) OBP: 0.288, SLG: 0.296		X SI 89 0-0 ② F9			B CH 80 X SI 87 1-0 ① P5			B SI 88 X SI 88 1-0 28 E 1B	1 SAFE B FF 90 X SI 91 1-0 ③ P5		4	0	1	0	0	0	1
18 Alberto Callaspo, S (1, 10) OBP: 0.328, SLG: 0.354 1 Nick Punto, S (10, PR) OBP: 0.286, SLG: 0.238		C SI 88 C CH 81 B SI 89 B CU 73 C SI 89 2-3 ③ K			C SI 87 B SI 87 F SI 87 B CH 81 B SI 88 F SI 89 X SI 88 3-2 ② P5			C SI 89 B SI 89 B SI 89 X SI 90 2-1 ① F8		C FF 93 B SL 82 B SI 93 B FF 93 X FF 92 3-1 5 2B 1B	4 0	0 1	1 0	0 0	0 0	1 0	1 0
28 Eric Sogard, L (1, 4) OBP: 0.280, SLG: 0.244			C SI 87 C SI 87 B SI 89 X SI 88 1-2 ① F7		X SI 88 0-0 ③ L8			1 SAFE C SI 89 X CH 81 0-1 ② L4 1-3		1 SAFE X FF 92 0-0 ① B3	4	0	0	0	0	0	2
3 Craig Gentry, R (1, 8) OBP: 0.357, SLG: 0.371 36 Derek Norris, R (8, PH) OBP: 0.459, SLG: 0.527 10 Daric Barton, L (9, 3) OBP: 0.222, SLG: 0.161			C SI 89 F SL 80 C SI 90 0-3 ② K			F SI 87 B SL 79 X SI 87 1-1 ① P4			C CH 79 X CH 80 0-1 ③ P6	1 SAFE 1 SAFE B FF 92 X FF 93 1-0 ② F8	2 1 1	0 0 0	0 0 0	0 0 0	0 0 0	1 0 0	0 1 1
Inning Stats	R: 0 H: 0 E: 1 LOB: 1 K: 1 BB: 0 S: 11 P: 17	R: 0 H: 0 E: 0 LOB: 0 K: 1 BB: 0 S: 7 P: 10	R: 1 H: 1 E: 0 LOB: 0 K: 1 BB: 0 S: 9 P: 13	R: 0 H: 0 E: 0 LOB: 0 K: 2 BB: 0 S: 10 P: 14	R: 0 H: 0 E: 0 LOB: 0 K: 0 BB: 0 S: 6 P: 10	R: 0 H: 0 E: 0 LOB: 0 K: 0 BB: 0 S: 7 P: 12	R: 0 H: 0 E: 0 LOB: 0 K: 0 BB: 0 S: 7 P: 11	R: 0 H: 1 E: 1 LOB: 1 K: 0 BB: 0 S: 7 P: 10	R: 2 H: 3 E: 0 LOB: 1 K: 0 BB: 0 S: 12 P: 15	R: 1 H: 2 E: 0 LOB: 2 K: 0 BB: 0 S: 5 P: 9	1B: 4 2B: 2 3B: 0 HR: 1	SF: 0 SAC: 0 DP: 0 HBP: 0		WP: 0 PB: 0 SB: 0 CS: 0		PA: 37		

PITCHER		IP	WLS	BF	H	R	ER	SO	BB	IBB	HBP	BLK	WP	HR	S	P	ERA	WHIP
57 Tanner Roark, R ERA: 3.65	(1, 1)	7.2		26	2	1	1	5	0	0	0	0	0	1	62	95	1.17	0.261
36 Tyler Clippard, R ERA: 2.35	(8, 1)	0.1	H	1	0	0	0	0	0	0	0	0	0	0	2	2	0.00	0.000
29 Rafael Soriano, R ERA: 1.29	(9, 1)	1.0	B	6	3	2	2	0	0	0	0	0	0	0	12	15	18.00	3.000
22 Drew Storen, R ERA: 1.59	(10, 1)	0.2	L	4	2	1	1	0	0	0	0	0	0	0	5	9	13.50	3.000

PITCHER	IP	WLS	BF	H	R	ER	SO	BB	IBB	HBP	BLK	WP	HR	S	P	ERA	WHIP

BOTTOM

Washington Nationals @ Oakland Athletics

O.co Coliseum, Oakland, CA

Sat May 10 2014, 9:09 PM - 11:40 PM EDT

Att. 36,067 - Partly Cloudy - 62 F

livebaseballscorecards.com

AB	37
R	4
H	7
RBI	4
BB	0
SO	5
LOB	9

Batter	1	2	3	4	5	6	7	8	9	AB	R	H	RBI	BB	SO	LOB
2 Denard Span, L (1, 8) OBP: 0.284, SLG: 0.315	B FC 88 C SI 89 B CU 72 B SI 89 C SI 89 X SI 89 3-2 ① G4-3		B SI 90 C SI 91 X SL 79 1-1 ② F7			C SI 88 X SI 92 0-1 ② G6-3		B FF 91 C FF 90 B FF 90 X FF 90 2-1 ③ F9		4	0	0	0	0	0	1
19 Kevin Frandsen, R (1, 7) OBP: 0.323, SLG: 0.305	X SI 89 0-0 ② F9		C SI 90 B SI 89 S FC 87 X SI 92 1-2 ③ G5-3			B SI 88 B SI 90 F SI 90 B FC 86 X SI 90 3-1 ③ F8			B SI 93 X SI 92 1-0 ① P4	4	0	0	0	0	0	0
6 Anthony Rendon, R (1, 5) OBP: 0.319, SLG: 0.490	B SI 88 B SI 89 B SI 89 C SI 89 X SI 90 3-1 ③ G5-3			X SI 88 0-0 ① F8			C SI 86 B CH 75 X FC 86 1-1 ① G4-3		C SI 94 C SI 92 F CU 81 B FF 93 B SI 94 X SI 95 2-2 4 WP 4 1B 1B	4	1	1	0	0	0	0
28 Jayson Werth, R (1, 9) OBP: 0.389, SLG: 0.438 15 Nate McLouth, L (7, 9) OBP: 0.254, SLG: 0.157		C SI 90 B SI 90 B SL 83 B SL 84 C SI 90 X SI 91 3-2 7 1B 1B		C SI 88 B CU 77 B CH 75 B CH 77 S SI 90 X SI 90 3-2 ② F7			C CU 73 B CU 71 F SL 84 X SI 90 1-2 20 1B 1B		F SI 94 C SI 93 B SI 94 T CH 87 1-2 ② K	3 1	0 0	2 0	0 0	0 0	0 1	0 1
20 Ian Desmond, R (1, 6) OBP: 0.271, SLG: 0.336 4 Zach Walters, S (7, 6) OBP: 0.308, SLG: 0.609		C SI 90 B FC 86 S CH 78 C CH 72 1-3 ① K		B CH 77 F CH 76 X SI 90 1-1 ③ G6-3			S CH 77 X FC 85 0-1 7 G5-4-3 1-2 1B		B SI 95 B SI 94 T CH 88 S CH 87 X SI 97 2-2 1-H 1B	3 1	0 0	1 1	0 1	0 0	1 0	1 0
7 Scott Hairston, R (1, 10) OBP: 0.429, SLG: 0.500		C SI 89 X SL 85 0-1 59 FC5-4 1-2 1B			C SI 88 F CH 74 S SI 88 0-3 ① K		X SL 84 0-0 ② ③ G5-4-3 1-2f		B CU 78 C SI 94 S CU 79 F SI 94 B CU 82 X SI 94 2-2 ③ G5-3	4	0	1	0	0	1	3
12 Tyler Moore, R (1, 3) OBP: 0.250, SLG: 0.394		B CU 73 F SI 90 X SI 90 1-1 ② L4			C SI 88 F SL 84 B CH 76 F FF 92 B CH 77 F CH 76 X SI 90 2-2 ② G6-3			C FF 90 B FF 91 S FF 90 X FF 91 1-2 ① G4-3		3	0	0	0	0	0	2
59 Jose Lobaton, S (1, 2) OBP: 0.325, SLG: 0.373		B CU 72 B CH 78 X SI 90 2-0 ③ FC5-4 1-2f			F SL 84 B CH 77 S CH 77 B SI 91 X CH 75 2-2 ③ F7			B FF 89 X FF 91 1-0 1B		3	0	1	0	0	0	2
8 Danny Espinosa, S (1, 4) OBP: 0.286, SLG: 0.441			C SI 88 B SI 89 S CH 77 F SI 91 S CH 77 1-3 ① K			C SI 88 L SL 83 F SI 89 S CH 75 0-3 ① K		D FF 91 X FF 91 1-0 ② L9		3	0	0	0	0	2	1
Inning Stats	R: 0 E: 0 K: 0 S: 6 H: 0 LOB: 0 BB: 0 P: 12	R: 0 E: 0 K: 1 S: 11 H: 2 LOB: 2 BB: 0 P: 18	R: 0 E: 0 K: 1 S: 9 H: 0 LOB: 0 BB: 0 P: 12	R: 0 E: 0 K: 0 S: 6 H: 0 LOB: 0 BB: 0 P: 10	R: 0 E: 0 K: 1 S: 11 H: 0 LOB: 0 BB: 0 P: 15	R: 0 E: 0 K: 1 S: 8 H: 0 LOB: 0 BB: 0 P: 11	R: 0 E: 0 K: 0 S: 8 H: 2 LOB: 1 BB: 0 P: 10	R: 0 E: 0 K: 0 S: 7 H: 1 LOB: 1 BB: 0 P: 12	R: 1 E: 0 K: 1 S: 15 H: 2 LOB: 1 BB: 0 P: 23	1B: 7 2B: 0 3B: 0 HR: 0	SF: 0 SAC: 0 DP: 1 HBP: 0		WP: 1 PB: 0 SB: 0 CS: 0	PA: 33		

PITCHER		IP	WLS	BF	H	R	ER	SO	BB	IBB	HBP	BLK	WP	HR	S	P	ERA	WHIP
26 Scott Kazmir, L ERA: 2.28	(1, 1)	7.0	W	24	4	0	0	4	0	0	0	0	0	0	59	88	0.00	0.571
50 Joe Savery, L ERA:	(8, 1)	1.0		4	1	0	0	0	0	0	0	0	0	0	7	12	0.00	1.000
45 Jim Johnson, R ERA: 6.61	(9, 1)	1.0		5	2	1	1	1	0	0	0	0	1	0	15	23	9.00	2.000

PITCHER	IP	WLS	BF	H	R	ER	SO	BB	IBB	HBP	BLK	WP	HR	S	P	ERA	WHIP

TOP

Washington Nationals @ Oakland Athletics

O.co Coliseum, Oakland, CA

Sun May 11 2014, 4:10 PM - 6:48 PM EDT

Att. 28,205 - Sunny - 73 F

livebaseballscorecards.com

AB	33
R	1
H	7
RBI	1
BB	0
SO	5
LOB	11

BOTTOM

Washington Nationals @ Oakland Athletics

O.co Coliseum, Oakland, CA

Sun May 11 2014, 4:10 PM - 6:48 PM EDT

Att. 28,205 - Sunny - 73 F

livebaseballscorecards.com

Batter	1	2	3	4	5	6	7	8	9	AB	R	H	RBI	BB	SO	LOB
3 Craig Gentry, R (1, 8) OBP: 0.360, SLG: 0.373	B1-3	8 F9 · 8 S · 36 HR · 1B		K		8 1B · 1B	F9			5	1	2	0	0	1	1
8 Jed Lowrie, S (1, 6) OBP: 0.369, SLG: 0.387	F9	F9 · 1-3		20 G5-3 · 2B		1-2 · 1B	G6-3			5	0	2	0	0	0	2
20 Josh Donaldson, R (1, 5) OBP: 0.337, SLG: 0.456	52 1B · 36 HR · BB	G5-3		G5-3 · 2-3		L8		K		4	1	0	0	1	1	4
52 Yoenis Cespedes, R (1, 7) OBP: 0.340, SLG: 0.516	1-2 · 36 HR · 1B	36 HR · BB		K		F9		P4		4	2	1	0	1	1	3
36 Derek Norris, R (1, 2) OBP: 0.467, SLG: 0.603	1-H 2-H · HR	1-H 3-H · HR			37 1B · BB	L7		P6		4	2	2	6	1	0	2
18 Alberto Callaspo, S (1, 10) OBP: 0.333, SLG: 0.353	37 1B · 1 1B · 1B	G5-3			P3		4-2 · 37 2B · 1 2B · BB			3	2	1	0	1	0	1
37 Brandon Moss, L (1, 3) OBP: 0.359, SLG: 0.476	1 1B · 1-3 · 1B		G3		1-2 · 1B		1-3 · 2B			4	1	3	0	0	0	0
1 Nick Punto, S (1, 4) OBP: 0.297, SLG: 0.269	1-2 · 3-H · 1B		G6-3		K		2-H 3-H · 2B			4	0	2	3	0	1	2
16 Josh Reddick, L (1, 9) OBP: 0.279, SLG: 0.286	K		K		L9		L4			4	0	0	0	0	2	5
Inning Stats	R: 4 E: 0 K: 1 S: 17 · H: 5 LOB: 2 BB: 1 P: 33	R: 3 E: 0 K: 0 S: 10 · H: 2 LOB: 0 BB: 1 P: 22	R: 0 E: 0 K: 1 S: 7 · H: 0 LOB: 0 BB: 0 P: 9	R: 0 E: 0 K: 2 S: 10 · H: 1 LOB: 1 BB: 0 P: 14	R: 0 E: 0 K: 1 S: 11 · H: 1 LOB: 2 BB: 1 P: 20	R: 0 E: 0 K: 0 S: 14 · H: 2 LOB: 2 BB: 0 P: 20	R: 2 E: 0 K: 0 S: 13 · H: 2 LOB: 1 BB: 1 P: 21	R: 0 E: 0 K: 1 S: 8 · H: 0 LOB: 0 BB: 0 P: 11		1B: 8 2B: 3 3B: 0 HR: 2 · SF: 0 SAC: 0 DP: 0 HBP: 0						

	AB	37
	R	9
	H	13
	RBI	9
	BB	4
	SO	6
	LOB	20

PITCHER		IP	WLS	BF	H	R	ER	SO	BB	IBB	HBP	BLK	WP	HR	S	P	ERA	WHIP
47 Gio González, L (1, 1) ERA: 3.97		4.1	L	25	9	7	7	4	3	0	0	0	0	2	48	88	14.54	2.769
35 Craig Stammen, R (5, 1) ERA: 3.0		1.2		7	2	0	0	1	0	0	0	0	0	0	21	30	0.00	1.200
13 Jerry Blevins, L (7, 1) ERA: 3.86		1.0		6	2	2	2	0	1	0	0	0	0	0	13	21	18.00	3.000
30 Aaron Barrett, R ERA: 0.69	(8, 1)	1.0		3	0	0	0	1	0	0	0	0	0	0	8	11	0.00	0.000

PITCHER	IP	WLS	BF	H	R	ER	SO	BB	IBB	HBP	BLK	WP	HR	S	P	ERA	WHIP

Batter	1	2	3	4	5	6	7	8	9	AB	R	H	RBI	BB	SO	LOB
2 Denard Span, L (1, 8) OBP: 0.295, SLG: 0.349	C FC 85 F FC 86 B FC 85 F FC 86 X CH 78 1-2 6 SF8 3B		B FC 86 B FC 86 B FC 88 X FC 87 3-1 ② G3-1		C CH 77 C FC 86 B FC 87 B FC 87 F FC 87 B FC 88 X FC 88 3-2 ② G4-3		B SI 93 X SI 93 1-0 1-3 2B		B FF 91 B FF 90 F FF 91 C FF 90 F FF 91 X FF 91 2-2 1B	5	1	3	0	0	0	0
6 Anthony Rendon, R (1, 5) OBP: 0.315, SLG: 0.484	C FC 86 F CU 73 X FC 87 0-2 ① SF8 3-H		B FC 85 F FC 87 F FC 87 B FC 87 F FC 88 F CU 75 X FC 87 2-2 1B		B CU 74 S CH 79 B FC 88 B FC 87 X FC 88 3-1 ③ F8		B SI 93 B CH 83 F FF 93 C FF 94 X SL 84 2-2 ③ G6-3		1 SAFE X FF 89 0-0 ③ F8	4	0	1	1	0	0	3
28 Jayson Werth, R (1, 9) OBP: 0.385, SLG: 0.433	C FC 85 B FC 85 C CU 73 S CH 77 1-3 ② K		C FC 86 B FC 86 C FC 87 F FC 88 F FC 88 F FC 88 X FC 88 1-2 ③ L8			C FF 95 B SL 80 X CH 86 1-1 40 G5-3 1B		F SI 84 X SI 83 0-1 ① G4-3		4	0	1	0	0	1	1
40 Wilson Ramos, R (1, 2) OBP: 0.263, SLG: 0.200	B CU 72 B CH 77 C CH 78 F FC 85 B FC 87 X FC 88 3-2 ③ L8			B FC 85 B FC 85 B FC 85 B FC 86 4-0 20 HR BB		X FF 94 0-0 ① G5-3 1-2		T SI 85 B CH 76 F SI 85 S CU 73 1-3 ② K		3	1	0	0	1	1	1
20 Ian Desmond, R (1, 6) OBP: 0.270, SLG: 0.354		B FC 84 B FC 86 S FC 85 C FC 86 S FC 87 2-3 ① K		B FC 86 C CH 79 F FC 87 F FC 87 D CU 74 D CH 78 X CH 80 3-2 1-H HR		S FF 94 D FF 92 X FF 93 1-1 ② P3		B SI 85 F SI 84 F CH 78 B CU 71 S CU 73 2-3 ③ K		4	1	1	2	0	2	1
8 Danny Espinosa, S (1, 4) OBP: 0.285, SLG: 0.461		B FC 85 C CH 78 X FC 85 1-1 ② G4-3		B FC 86 F FC 85 X CH 78 1-1 ① G3		S CH 85 B FF 94 F FF 94 C FF 95 1-3 ③ K			B FF 92 X FF 92 1-0 HR	4	1	1	1	0	1	1
12 Tyler Moore, R (1, 3) OBP: 0.250, SLG: 0.459		C CU 72 B FC 86 B FC 87 X CH 79 2-1 HR		C FC 85 B FC 86 B FC 86 X FC 86 2-1 ② G6-3			B FF 94 X SI 93 1-0 ① F8		X FF 92 0-0 ① F9	4	1	1	1	0	0	0
15 Nate McLouth, L (1, 7) OBP: 0.254, SLG: 0.164		C FC 87 B FC 86 B FC 87 X FC 86 2-1 ③ G3		C CH 80 C FC 87 X FC 88 0-2 ③ P6			C SI 93 X CH 83 0-1 2 2B 1B		B SL 85 C FF 91 B FF 91 F FF 91 C FF 91 2-3 ② K	4	0	1	0	0	1	0
27 Jordan Zimmermann, R (1, 1) OBP: 0.364, SLG: 0.364 13 Jerry Blevins, L (6, 1) 4 Zach Walters, S (7, PH) OBP: 0.286, SLG: 0.583 30 Aaron Barrett, R (7, 1) 36 Tyler Clippard, R (8, 1) 19 Kevin Frandsen, R (9, PH) OBP: 0.333, SLG: 0.367 29 Rafael Soriano, R (9, 1)			B FC 84 B FC 84 C FC 84 F FC 84 X FC 87 2-2 ① L9		C FC 84 X FC 86 0-1 ① L9		F SI 92 F SI 93 1 SAFE B CH 84 B SI 92 X CH 85 2-2 ② F7		B SL 86 B SL 83 X FF 90 2-0 HR	2 0 1 0 0 1 0	0 0 0 0 0 1 0	0 0 0 0 0 1 0	0 0 0 0 0 1 0	0 0 0 0 0 0 0	0 0 1 0 0 0 0	0 0 1 0 0 0 0
Inning Stats	R: 1 E: 0 K: 1 S: 13 H: 1 LOB: 0 BB: 0 P: 18	R: 1 E: 0 K: 1 S: 9 H: 1 LOB: 0 BB: 0 P: 16	R: 0 E: 0 K: 0 S: 16 H: 1 LOB: 1 BB: 0 P: 24	R: 2 E: 0 K: 0 S: 11 H: 1 LOB: 0 BB: 1 P: 21	R: 0 E: 0 K: 0 S: 8 H: 0 LOB: 0 BB: 0 P: 14	R: 0 E: 0 K: 1 S: 8 H: 1 LOB: 1 BB: 0 P: 11	R: 0 E: 0 K: 0 S: 10 H: 2 LOB: 2 BB: 0 P: 16	R: 0 E: 0 K: 2 S: 8 H: 0 LOB: 0 BB: 0 P: 11	R: 2 E: 0 K: 1 S: 11 H: 3 LOB: 1 BB: 0 P: 18	1B: 4 2B: 1 3B: 1 HR: 4 SF: 1 SAC: 0 DP: 0 HBP: 0						

TOP

Washington Nationals @ Arizona Diamondbacks
Chase Field, Phoenix, AZ
Mon May 12 2014, 6:42 PM - 9:33 PM MST
Att. 16,555 - Clear - 86 F

livebaseballscorecards.com

AB	36
R	6
H	10
RBI	6
BB	1
SO	6
LOB	8

PITCHER		IP	WLS	BF	H	R	ER	SO	BB	IBB	HBP	BLK	WP	HR	S	P	ERA	WHIP
55 Josh Collmenter, R ERA: 3.89	(1, 1)	5.0		20	4	4	4	2	1	0	0	0	0	2	57	93	7.20	1.000
48 Randall Delgado, R ERA: 6.43	(6, 1)	1.0		4	1	0	0	1	0	0	0	0	0	0	8	11	0.00	1.000
50 Evan Marshall, R ERA:	(7, 1)	1.0	H	5	2	0	0	0	0	0	0	0	0	0	10	16	0.00	2.000
29 Brad Ziegler, R ERA: 0.86	(8, 1)	1.0	H	3	0	0	0	2	0	0	0	0	0	0	8	11	0.00	0.000
43 Addison Reed, R ERA: 5.03	(9, 1)	1.0	L	6	3	2	2	1	0	0	0	0	0	2	11	18	18.00	3.000

PITCHER	IP	WLS	BF	H	R	ER	SO	BB	IBB	HBP	BLK	WP	HR	S	P	ERA	WHIP

WP: 0 PA: 38
PB: 0
SB: 0
CS: 0

BOTTOM

Batter	1	2	3	4	5	6	7	8	9	AB	R	H	RBI	BB	SO	LOB
8 Gerardo Parra, L (1, 9) OBP: 0.316, SLG: 0.406	C FF 92 X FF 94 0-1 G4-3 ①		C CU 77 F FF 94 F FF 94 B FF 95 S SL 89 1-3 K ② X FF 95 0-0 L1 ③			D SL 88 X SI 90 1-0 G4-3 ③			S SI 91 B FF 92 B FF 91 X FF 91 2-1 2B	5	0	1	0	0	1	3
14 Martín Prado, R (1, 5) OBP: 0.292, SLG: 0.316	C FF 92 X FF 94 0-1 G6-3 ②		D SL 89 S SL 87 X FF 94 1-1 44 2B 2-H 2B		C FF 94 X FF 94 0-1 L9 ①		C SI 94 B SI 94 B SL 86 C SI 93 B SL 86 X SI 94 3-2 26 G4-6-3 1B		C SL 85 F FF 92 X SL 86 0-2 G6-3 ③	5	1	2	1	0	0	1
44 Paul Goldschmidt, R (1, 3) OBP: 0.368, SLG: 0.530	C FF 94 F SL 88 B FF 95 B FF 94 F SL 88 B SL 89 S SL 88 3-3 K ③		S FF 94 D SL 88 B FF 93 X SL 88 2-1 26 1B 2-H 2B		C CU 79 X FF 95 0-1 F9 ②		C SI 94 S SI 93 F SI 95 D SL 86 B SL 86 C SI 95 2-3 K ①			4	1	1	1	0	2	1
26 Miguel Montero, L (1, 2) OBP: 0.385, SLG: 0.451		F FF 94 B FF 94 B CU 79 X FF 93 2-1 G6-3 ①	B FF 94 X CU 78 1-0 2 1B 2-H 1B		C FF 95 F CH 87 B FF 95 S FF 94 1-3 K ③		B SI 94 C SI 93 B SL 83 X SI 94 2-1 G4-6-3 ②③ 1-2f			4	0	1	1	0	1	1
2 Aaron Hill, R (1, 4) OBP: 0.324, SLG: 0.419		C FF 94 F FF 94 F SL 88 X FF 95 0-2 1B	X FF 94 0-0 16 FC6-4 1B 1-2			X FF 94 0-0 11 HR 2B		S CH 79 X FF 91 0-1 P5 ①		4	1	3	0	0	0	0
16 Chris Owings, R (1, 6) OBP: 0.331, SLG: 0.397		B FF 93 C FF 94 F SL 88 F FF 94 F SL 87 F FF 94 1 SAFE F FF 94 B CU 79 2-2 F9 ② X FF 94	F SL 87 X FF 94 0-1 FC6-4 ③ 1-2f			L FF 94 B SL 87 F FF 93 S FF 94 1-3 K ①		C FF 90 B CH 80 S CH 80 S FF 91 1-3 K ②		4	0	0	0	0	2	4
11 AJ Pollock, R (1, 8) OBP: 0.339, SLG: 0.500		X FF 94 0-0 G4-3 ③		C FF 93 B FF 93 X CU 80 1-1 55 G4-3 5 G4-3 1B		B SL 89 X FF 94 1-0 2-H HR		C CH 80 S CH 80 B FF 91 S CH 81 1-3 K ③		4	1	2	2	0	1	1
5 Ender Inciarte, L (1, 7) OBP: 0.160, SLG: 0.125			C FF 93 X FF 94 0-1 G6-3 ① 1 SAFE C FF 93 B FF 93 B FF 94 X FF 94 2-1 G4-3 ① 1-2		C FF 96 S FF 94 B FF 95 B SL 90 F FF 94 X FF 95 2-2 G5-3 ②				X SI 92 0-0 12 G4-6-3 1B	4	0	1	0	0	0	1
55 Josh Collmenter, R (1, 1) OBP: 0.154, SLG: 0.167 48 Randall Delgado, R (6, 1) 17 Alfredo Marte, R (6, PH) OBP: 0.333, SLG: 0.583 50 Evan Marshall, R (7, 1) 29 Brad Ziegler, R (8, 1) 43 Addison Reed, L (9, 1) 12 Eric Chavez, L (9, PH) OBP: 0.345, SLG: 0.408			C FF 93 X FF 94 0-1 14 2B 2B B FF 93 B SL 87 B FF 94 C FF 93 F FF 94 F FF 94 X FF 93 3-2 G4-3 ② 2-3			B FF 95 S FF 94 S SL 88 B SL 86 X FF 95 2-2 2B			C FF 91 X FF 92 0-1 G4-6-3 ①② 1-2f	2 0 1 0 0 0 0 1	1 0 0 0 0 0 0 0	1 0 1 0 0 0 0 0	0 0 0 0 0 0 0 0	0 0 0 0 0 0 0 0	0 0 0 0 0 0 0 0	1 0 0 0 0 0 0 1
Inning Stats	R: 0 E: 0 K: 1 S: 8 H: 0 LOB: 0 BB: 0 P: 11	R: 0 E: 0 K: 0 S: 14 H: 1 LOB: 1 BB: 0 P: 18	R: 3 E: 0 K: 1 S: 16 H: 5 LOB: 2 BB: 0 P: 21	R: 0 E: 0 K: 0 S: 10 H: 1 LOB: 1 BB: 0 P: 16	R: 0 E: 0 K: 1 S: 7 H: 0 LOB: 0 BB: 0 P: 8	R: 2 E: 0 K: 1 S: 13 H: 3 LOB: 1 BB: 0 P: 20	R: 0 E: 0 K: 1 S: 9 H: 1 LOB: 0 BB: 0 P: 16	R: 0 E: 0 K: 2 S: 8 H: 0 LOB: 0 BB: 0 P: 10	R: 0 E: 0 K: 0 S: 8 H: 2 LOB: 1 BB: 0 P: 10	1B: 6 2B: 6 3B: 0 HR: 1 SF: 0 SAC: 0 DP: 2 HBP: 0						

PITCHER		IP	WLS	BF	H	R	ER	SO	BB	IBB	HBP	BLK	WP	HR	S	P	ERA	WHIP
27 Jordan Zimmermann, R ERA: 3.59	(1, 1)	5.2		27	10	5	5	4	0	0	0	0	0	1	67	92	7.94	1.765
13 Jerry Blevins, L ERA: 3.78	(6, 1)	0.1		1	0	0	0	0	0	0	0	0	0	0	1	2	0.00	0.000
30 Aaron Barrett, R ERA: 0.64	(7, 1)	1.0		3	1	0	0	1	0	0	0	0	0	0	9	16	0.00	1.000
36 Tyler Clippard, R ERA: 2.2	(8, 1)	1.0	W	3	0	0	0	2	0	0	0	0	0	0	8	10	0.00	0.000
29 Rafael Soriano, R ERA: 1.2	(9, 1)	1.0	S	4	2	0	0	0	0	0	0	0	0	0	8	10	0.00	2.000

PITCHER	IP	WLS	BF	H	R	ER	SO	BB	IBB	HBP	BLK	WP	HR	S	P	ERA	WHIP

Washington Nationals @ Arizona Diamondbacks
Chase Field, Phoenix, AZ
Mon May 12 2014, 6:42 PM - 9:33 PM MST
Att. 16,555 - Clear - 86 F

livebaseballscorecards.com

AB	38
R	5
H	13
RBI	5
BB	0
SO	7
LOB	14

WP: 0 PA: 38
PB: 0
SB: 0
CS: 0

Batter	1	2	3	4	5	6	7	8	9	AB	R	H	RBI	BB	SO	LOB
2 Denard Span, L (1, 8) OBP: 0.287, SLG: 0.338	C CU 68 B SI 84 F CH 76 B SI 86 T SI 87 2-2 ① **K**		F SI 84 F CH 76 B SI 86 X CH 77 1-2 ② **G3**		C SL 76 F SL 76 S SI 88 0-3 ③ **K**			L SI 84 D SI 86 C SI 86 X SL 77 1-2 ② **L6**		4	0	0	0	0	2	3
6 Anthony Rendon, R (1, 5) OBP: 0.314, SLG: 0.478	B CH 76 C CU 68 C SL 76 B SL 78 X SI 87 2-2 ② **G5-3**		B CH 74 X SL 76 1-0 ③ **F7**			C CU 69 F SL 75 X SL 75 0-2 ① **F9**		C CU 71 B SL 74 T CU 71 F SI 87 B SL 75 X CU 72 2-2 1-2 1B		4	0	1	0	0	0	0
28 Jayson Werth, R (1, 9) OBP: 0.382, SLG: 0.428	C SI 87 F SI 88 S SL 79 0-3 ③ **K**			S SL 74 F SL 76 B SI 86 S SL 77 1-3 ① **K**		X SI 87 0-0 40 G6-4-3 1B		B SL 72 C CU 70 X SL 75 1-1 ③ **F7**		4	0	1	0	0	2	2
40 Wilson Ramos, R (1, 2) OBP: 0.261, SLG: 0.211		F SI 86 X SL 77 0-1 20 3B 1B		S SL 76 B SI 87 X SI 87 1-1 ② **L4**		B SI 86 F SI 86 B SI 86 X SL 73 2-1 ② ③ **G6-4-3** 1-2f			F CH 79 B SL 74 F SI 85 X SL 77 1-2 ① **F9**	4	1	1	0	0	0	1
20 Ian Desmond, R (1, 6) OBP: 0.270, SLG: 0.364		C SI 86 X SI 87 0-1 1-H 3B		B SI 88 C CH 77 C SL 77 F SL 76 X SI 87 1-2 ③ **G6-3**			B CH 76 C CU 71 B SI 87 F CH 76 F SL 77 F SL 76 T SI 85 2-2 ① **K**		F CH 77 B SI 86 B SL 76 F SL 74 X SI 88 2-2 ② **G5-3**	4	0	1	1	0	1	0
8 Danny Espinosa, S (1, 4) OBP: 0.276, SLG: 0.445		C SL 75 S SL 76 S SI 86 0-3 ① **K**			X SI 85 0-0 ① **G3**		C CH 77 B CH 79 F SL 74 C SI 87 1-3 ② **K**		X CH 76 0-0 ③ **G4-3**	4	0	0	0	0	2	1
12 Tyler Moore, R (1, 3) OBP: 0.279, SLG: 0.462		B SL 76 C CU 69 B SL 75 D CU 70 B CU 70 4-1 19 G6-3 BB			C SL 74 X CU 71 0-1 19 E 19 1B 1B		C SI 87 B SI 87 F SI 87 B SL 79 X SI 87 2-2 ③ **G4-3**			2	0	1	0	1	0	0
19 Kevin Frandsen, R (1, 7) OBP: 0.333, SLG: 0.365		B SI 86 X SI 86 1-0 ② ③ **G6-3** 1-2f			X CU 71 0-0 **E5** 37 SH1-4 1-3 1B			B CU 67 F CU 71 B SL 76 X CU 68 2-1 ① **F7**		3	0	1	0	0	0	2
37 Stephen Strasburg, R (1, 1) 15 Nate McLouth, L (8, PH) OBP: 0.265, SLG: 0.179 22 Drew Storen, S (8, 1)			C CH 79 X CU 70 0-1 ① **G5-3**		D SL 75 C SL 73 X SI 86 1-1 ② **SH1-4** 1-2			C CU 72 X SI 84 0-1 6 1B 1B		1 1 0	0 0 0	0 1 0	0 0 0	0 0 0	0 0 0	0 0 0
Inning Stats	R: 0 E: 0 K: 2 S: 9 H: 0 LOB: 0 BB: 0 P: 13	R: 1 E: 0 K: 1 S: 9 H: 2 LOB: 1 BB: 1 P: 14	R: 0 E: 0 K: 0 S: 6 H: 0 LOB: 0 BB: 0 P: 8	R: 0 E: 0 K: 1 S: 9 H: 0 LOB: 0 BB: 0 P: 12	R: 0 E: 1 K: 1 S: 9 H: 2 LOB: 2 BB: 0 P: 10	R: 0 E: 0 K: 0 S: 6 H: 1 LOB: 0 BB: 0 P: 8	R: 0 E: 0 K: 2 S: 11 H: 0 LOB: 0 BB: 0 P: 16	R: 0 E: 0 K: 0 S: 13 H: 2 LOB: 2 BB: 0 P: 19	R: 0 E: 0 K: 0 S: 7 H: 0 LOB: 0 BB: 0 P: 10	1B: 6 2B: 0 3B: 1 HR: 0	SF: 0 SAC: 1 DP: 2 HBP: 0					

PITCHER	IP	WLS	BF	H	R	ER	SO	BB	IBB	HBP	BLK	WP	HR	S	P	ERA	WHIP
61 Bronson Arroyo, R (1, 1) ERA: 4.15	9.0	W	33	7	1	1	7	1	0	0	0	0	0	79	110	1.00	0.889

PITCHER	IP	WLS	BF	H	R	ER	SO	BB	IBB	HBP	BLK	WP	HR	S	P	ERA	WHIP

TOP

Washington Nationals @ Arizona Diamondbacks
Chase Field, Phoenix, AZ
Tue May 13 2014, 6:42 PM - 9:01 PM MST
Att. 19,025 - Clear - 87 F

livebaseballscorecards.com

AB	31
R	1
H	7
RBI	1
BB	1
SO	7
LOB	9

1B: 6	SF: 0	WP: 0	PA: 33
2B: 0	SAC: 1	PB: 0	
3B: 1	DP: 2	SB: 0	
HR: 0	HBP: 0	CS: 0	

Batter	1	2	3	4	5	6	7	8	9	AB	R	H	RBI	BB	SO	LOB
8 Gerardo Parra, L (1, 9) OBP: 0.309, SLG: 0.396	X FF 94 0-0 ① F8		F FF 93 C CH 87 F FF 95 F CU 80 F CH 88 B SI 95 B CU 81 C FF 94 2-3 ② K		B CU 78 X FF 92 1-0 ① F8		T CH 87 B FF 92 X CH 88 1-1 ② L7			4	0	0	0	0	1	2
14 Martín Prado, R (1, 5) OBP: 0.291, SLG: 0.315	C FF 94 C CU 80 B SI 94 X FF 95 1-2 ② G3		C FF 94 X CH 87 0-1 ③ FC6-4 1-2f		B FF 92 C CH 86 B CH 85 B SI 91 S SI 92 F FF 93 X FF 94 3-2 44 2B 1-2 1B		B FF 94 C CU 82 B CH 87 B FF 94 X FF 94 3-1 ③ G4-3			4	1	1	0	0	0	1
44 Paul Goldschmidt, R (1, 3) OBP: 0.371, SLG: 0.541	C FF 95 X FF 95 0-1 ③ G6-3			C CU 80 S CH 88 X FF 96 0-2 26 1B 2B	B CH 86 B SI 92 C CH 86 F SI 93 X CU 79 2-2 1-H 2-H 2B			C SL 82 B SL 83 F FF 94 X SL 84 1-2 ① G5-3		4	1	2	2	0	0	0
26 Miguel Montero, L (1, 2) OBP: 0.382, SLG: 0.445		B FF 94 F FF 95 B CU 79 X FF 94 2-1 ① F8		X FF 94 0-0 11 1B 2-H 1B	B CH 84 S CH 86 B FF 93 X SI 94 2-1 ② L7			C CH 87 B SL 83 F CH 87 S SL 84 1-3 ② K2-3		4	0	1	1	0	1	1
2 Aaron Hill, R (1, 4) OBP: 0.322, SLG: 0.415		B FF 95 X SI 95 1-0 E6 1B		C FF 93 B FF 93 F FF 92 S CU 81 1-3 ① K	D CU 79 C FF 93 F CH 86 B FF 94 X CU 80 2-2 ③ G1			B FF 93 B FF 92 X FF 93 2-0 ③ G4-3		4	0	1	0	0	1	2
7 Cody Ross, R (1, 7) OBP: 0.194, SLG: 0.197 5 Ender Inciarte, L (7, 7) OBP: 0.160, SLG: 0.125		X FF 94 0-0 ② G6-3		1 SAFE B FF 94 C CU 80 F CH 88 D CU 81 C CU 81 2-3 ② K		B CU 78 F FF 93 X CH 87 1-1 ① G5-3				3 0	0 0	0 0	0 0	0 0	1 0	2 0
11 AJ Pollock, R (1, 8) OBP: 0.339, SLG: 0.496		C FF 92 S CU 80 C FF 94 0-3 ③ K		X FF 94 0-0 1-2 1B		C FF 94 X CH 87 0-1 ② G5-3				3	0	1	0	0	1	1
16 Chris Owings, R (1, 6) OBP: 0.323, SLG: 0.387			C CU 80 C CU 80 X FF 95 0-2 ① G6-3	C FF 94 D CH 88 B FF 93 F CH 88 C CU 80 2-3 ③ K		F FF 94 C FF 95 S CH 88 0-3 ③ K				3	0	0	0	0	2	2
61 Bronson Arroyo, R (1, 1) OBP: 0.294, SLG: 0.294			B FF 95 S FF 95 C CU 80 B FF 96 X CU 79 2-2 14 FC6-4 1B		C FF 93 B FF 94 X FF 94 1-1 14 1B 44 2B 1B		B FF 95 X FF 93 1-0 ① F8			3	1	2	0	0	0	0
Inning Stats	R: 0 E: 0 K: 0 S: 6 H: 0 LOB: 0 BB: 0 P: 7	R: 0 E: 1 K: 1 S: 7 H: 1 LOB: 1 BB: 0 P: 10	R: 0 E: 0 K: 1 S: 14 H: 1 LOB: 1 BB: 0 P: 18	R: 1 E: 0 K: 3 S: 14 H: 3 LOB: 2 BB: 0 P: 19	R: 2 E: 0 K: 0 S: 15 H: 3 LOB: 1 BB: 0 P: 26	R: 0 E: 0 K: 1 S: 7 H: 0 LOB: 0 BB: 0 P: 8	R: 0 E: 0 K: 0 S: 5 H: 0 LOB: 0 BB: 0 P: 10	R: 0 E: 0 K: 1 S: 7 H: 0 LOB: 0 BB: 0 P: 11		1B: 6 2B: 2 3B: 0 HR: 0 SF: 0 SAC: 0 DP: 0 HBP: 0						

PITCHER		IP	WLS	BF	H	R	ER	SO	BB	IBB	HBP	BLK	WP	HR	S	P	ERA	WHIP
37 Stephen Strasburg, R ERA: 3.48	(1, 1)	7.0	L	29	8	3	3	6	0	0	0	0	0	0	68	98	3.86	1.143
22 Drew Storen, R ERA: 1.46	(8, 1)	1.0		3	0	0	0	1	0	0	0	0	0	0	7	11	0.00	0.000

PITCHER	IP	WLS	BF	H	R	ER	SO	BB	IBB	HBP	BLK	WP	HR	S	P	ERA	WHIP

BOTTOM

Washington Nationals @ Arizona Diamondbacks

Chase Field, Phoenix, AZ

Tue May 13 2014, 6:42 PM - 9:01 PM MST

Att. 19,025 - Clear - 87 F

livebaseballscorecards.com

AB	32
R	3
H	8
RBI	3
BB	0
SO	7
LOB	11

WP: 0	PA: 32		
PB: 0			
SB: 0			
CS: 0			

Batter	1	2	3	4	5	6	7	8	9	AB	R	H	RBI	BB	SO	LOB
2 Denard Span, L (1, 8) OBP: 0.286, SLG: 0.331	C SI 91 C FC 90 B SI 93 F FF 92 B FC 91 X SI 93 2-2 L6			B SI 91 X FS 86 1-0 L7		X FC 92 0-0 G4-3			C SI 85 B CH 77 S CH 79 B CU 73 B SI 87 F SI 85 F SI 85 F SI 85 F SI 85 4-2 B SI 85 6 2B 20 1B BB	3	1	0	0	1	0	1
6 Anthony Rendon, R (1, 5) OBP: 0.312, SLG: 0.479	C FF 92 B SI 92 B SI 93 C CU 82 X SI 94 2-2 G4-3			B CU 81 F SI 92 X SI 93 1-1 G4-3		D CU 83 B SI 93 B SI 93 C SI 93 F SI 94 X CU 84 3-2 G4-3			C SI 84 1 SAFE X SI 85 0-1 1-3 20 1B 2B	4	1	1	0	0	0	1
28 Jayson Werth, R (1, 9) OBP: 0.385, SLG: 0.446	B SI 93 S CU 81 F SI 93 X FF 94 1-2 L8			C SI 93 B SI 93 C FF 94 S CU 83 1-3 K			B SI 92 B SI 93 X FC 91 2-0 HR		I IN 61 I IN 64 I IN 62 I IN 64 4-0 8 G4-3 20 1B 12 1B IBB	3	2	1	1	1	1	0
20 Ian Desmond, R (1, 6) OBP: 0.275, SLG: 0.368		B SI 92 X CU 82 1-0 G6-3			X SI 91 0-0 1B		F CU 81 C SI 93 S CU 82 0-3 K		X SI 84 0-0 8 G4-3 12 1B 1-2 2-H 3-H 1B	4	1	2	2	0	1	0
8 Danny Espinosa, S (1, 4) OBP: 0.267, SLG: 0.431		B FC 90 C FS 87 S FC 92 F FF 94 F CU 82 C SI 94 1-3 K			C FC 90 1 SAFE S SI 92 S FF 93 0-3 K		B FS 84 S CU 81 S FC 91 F FF 94 X FC 92 1-2 G4-3		S SI 84 S CH 76 B CH 76 X SI 84 1-2 G4-3 1-2 2-3	4	0	0	0	0	2	3
12 Tyler Moore, R (1, 3) OBP: 0.277, SLG: 0.442		B CU 83 C CU 81 X SI 94 1-1 G5-3			B SI 92 B CU 83 C CU 82 C SI 93 F CU 83 1 SAFE X SI 93 2-2 P6		C CU 82 T SI 93 B FF 95 B CU 84 S SI 94 2-3 K		B CU 71 S SI 85 X SI 84 1-1 15 1B 2-H 3-H 1B	4	0	1	2	0	1	1
59 Jose Lobaton, S (1, 2) OBP: 0.310, SLG: 0.354			T SI 91 C FC 91 B SI 94 B SI 94 F FF 93 S CU 82 2-3 K		1 SAFE C CU 82 B FF 93 B SI 93 S FC 92 S FF 95 2-3 K			X FC 89 0-0 F9	S SL 77 X FF 90 0-1 L8	4	0	0	0	0	2	2
15 Nate McLouth, L (1, 7) OBP: 0.264, SLG: 0.183			B CU 81 C CU 82 X SI 92 1-1 G4-3			C SI 91 X SI 92 0-1 E6 58 SH5-4 58 S		C CU 80 B SI 92 X SI 91 1-1 G3	B SL 78 C SL 77 B SL 79 X FF 91 2-1 1-2 1B	4	0	1	0	0	0	0
58 Doug Fister, L (1, 1) 19 Kevin Frandsen, R (8, PH) OBP: 0.329, SLG: 0.359 36 Tyler Clippard, R (8, 1) 7 Scott Hairston, R (9, PH) OBP: 0.400, SLG: 0.467 29 Rafael Soriano, R (9, 1)			C SI 93 S SI 94 B FF 94 F SI 94 B SI 94 X SI 94 2-2 G6-3			C SI 91 M CU 82 X FF 94 0-2 SH5-4 1-3		C SI 91 S SI 92 B SI 92 X SI 95 1-2 G4-3	C SL 78 B SL 79 D SL 80 C FF 91 X FF 92 2-2 P3	1 1 0 1 0	0 0 0 0 0	0 0 0 0 0	0 0 0 0 0	0 0 0 0 0	0 0 0 2 0	0 0 0 0 0

Inning Stats						
	R: 0 E: 0 K: 0 S: 10	H: 0 LOB: 0 BB: 0 P: 15	R: 0 E: 0 K: 1 S: 8	H: 0 LOB: 0 BB: 0 P: 11	R: 0 E: 0 K: 1 S: 10	H: 0 LOB: 0 BB: 0 P: 15
	R: 0 E: 0 K: 1 S: 6	H: 0 LOB: 0 BB: 0 P: 9	R: 0 E: 0 K: 2 S: 11	H: 1 LOB: 1 BB: 0 P: 15	R: 0 E: 1 K: 0 S: 9	H: 0 LOB: 1 BB: 0 P: 12
	R: 1 E: 0 K: 2 S: 11	H: 1 LOB: 0 BB: 0 P: 16	R: 0 E: 0 K: 0 S: 6	H: 0 LOB: 0 BB: 0 P: 8	R: 4 E: 0 K: 0 S: 21	H: 4 LOB: 2 BB: 2 P: 35

| | | | | | |

Batter	1	2	3	4	5	6	7	8	9	AB	R	H	RBI	BB	SO	LOB
8 Gerardo Parra, L (1, 9) OBP: 0.314, SLG: 0.399	B SI 87 X SI 89 1-0 14 FC9-6 1B		B FF 89 C CH 83 X FC 86 1-1 14 CS 1B		C SI 86 X SI 88 0-1 ② F7			C CH 80 B CU 76 B FF 91 B CH 81 C FF 91 F FF 92 T CH 81 3-2 ② K		4	0	2	0	0	1	1
14 Martín Prado, R (1, 5) OBP: 0.284, SLG: 0.307	B SI 87 X SI 88 1-0 ① FC9-6 1-2f		1 SAFE 1 SAFE B SI 89 C SI 89 B CH 83 F SI 90 S SI 90 2-3 ① ② K 1-2		C CU 72 F SI 87 S CU 72 0-3 ③ K			B FF 91 C FF 91 B CH 80 F CH 79 B FF 91 F FF 91 T FF 92 3-2 ③ K		4	0	0	0	0	3	3
44 Paul Goldschmidt, R (1, 3) OBP: 0.363, SLG: 0.529	B SI 88 C FC 83 1 SAFE C FF 87 B SI 88 S FF 89 2-3 ② K		C FC 84 B SI 89 B CU 75 S SI 90 F SI 90 X SI 90 2-2 ③ F7			B CU 73 B SI 88 C CH 82 B FC 83 C CH 81 X SI 89 3-2 ① G4-3			B FF 89 X SL 82 1-0 ① L8	4	0	0	0	0	1	1
26 Miguel Montero, L (1, 2) OBP: 0.385, SLG: 0.443	C FF 89 B CH 80 1 SAFE B CH 79 F SI 88 S FC 85 2-3 ③ K			F SI 87 C CU 74 X CH 81 0-2 ① P2		H SI 86 1-0 2 G5-4-3 HBP			C SL 82 X FF 89 0-1 2 G6-3 1B	3	0	1	0	0	1	1
2 Aaron Hill, R (1, 4) OBP: 0.326, SLG: 0.436		C SI 88 C SI 89 B FC 86 B SI 89 X FC 86 2-2 16 FC5 11 E 1B		B CH 79 B SI 88 B SI 88 X SI 87 3-0 HR		C SI 86 X CH 81 0-1 ② ③ G5-4-3 1-2f			C SL 84 B SL 84 F FF 90 X SL 84 1-2 ② ③ G6-3 1-2f	4	1	2	1	0	0	2
7 Cody Ross, R (1, 7) OBP: 0.186, SLG: 0.188		B SI 89 S SI 88 C SI 89 1 SAFE C SI 89 1-3 ① K		B FC 85 X SI 89 1-0 ② G5-3			C SI 85 B FC 84 X CH 80 1-1 ① G5-3			3	0	0	0	0	1	1
11 AJ Pollock, R (1, 8) OBP: 0.331, SLG: 0.483		B FF 89 C SI 89 X FC 86 1-1 FC6 16 FC5 1-2		B CU 74 B CU 74 C SI 89 C CH 81 B SI 89 T SI 89 3-2 ③ K			S CU 73 B CU 72 C CH 81 F SI 88 X CU 73 1-2 ② G6-3			3	0	0	0	0	1	1
16 Chris Owings, R (1, 6) OBP: 0.315, SLG: 0.377		B SI 88 C SI 88 B SI 90 B SI 90 X SI 88 3-1 ② FC5 1-2 2-3f			F SI 87 C SI 87 X CU 73 0-2 ① G6-3		C CH 79 X FC 83 0-1 ③ P2			3	0	0	0	0	0	2
32 Brandon McCarthy, R (1, 1) OBP: 0.118, SLG: 0.118 12 Eric Chavez, L (8, PH) OBP: 0.339, SLG: 0.400 29 Brad Ziegler, R (9, 1) 59 Oliver Pérez, L (9, 1)		C FF 90 B SI 89 S SI 89 F FF 89 F SI 90 B SI 89 X SI 88 2-2 ③ G3			B SI 87 C SI 88 B SI 88 B SI 88 F SI 88 X SI 87 3-2 1B			B FF 90 S CH 79 S CH 81 X FF 91 1-2 ① G4-3		2 1 0 0	0 0 0 0	1 0 0 0	0 0 0 0	0 0 0 0	0 0 0 0	2 0 0 0
Inning Stats	R: 0 H: 1 E: 0 LOB: 1 K: 2 BB: 0 S: 8 P: 14	R: 0 H: 1 E: 1 LOB: 2 K: 1 BB: 0 S: 15 P: 24	R: 0 H: 1 E: 0 LOB: 0 K: 1 BB: 0 S: 9 P: 14	R: 1 H: 1 E: 0 LOB: 0 K: 1 BB: 0 S: 8 P: 15	R: 0 H: 1 E: 0 LOB: 1 K: 1 BB: 0 S: 11 P: 14	R: 0 H: 0 E: 0 LOB: 0 K: 0 BB: 0 S: 5 P: 9	R: 0 H: 0 E: 0 LOB: 0 K: 0 BB: 0 S: 8 P: 10	R: 0 H: 0 E: 0 LOB: 0 K: 2 BB: 0 S: 11 P: 18	R: 0 H: 1 E: 0 LOB: 0 K: 0 BB: 0 S: 6 P: 8	1B: 5 SF: 0 2B: 0 SAC: 0 3B: 0 DP: 2 HR: 1 HBP: 1						

PITCHER		IP	WLS	BF	H	R	ER	SO	BB	IBB	HBP	BLK	WP	HR	S	P	ERA	WHIP
58 Doug Fister, R ERA: 4.76	(1, 1)	7.0		26	5	1	1	6	0	0	1	0	0	1	64	100	1.29	0.714
36 Tyler Clippard, R ERA: 2.08	(8, 1)	1.0	W	3	0	0	0	2	0	0	0	0	0	0	11	18	0.00	0.000
29 Rafael Soriano, R ERA: 1.13	(9, 1)	1.0		3	1	0	0	0	0	0	0	0	0	0	6	8	0.00	1.000

PITCHER	IP	WLS	BF	H	R	ER	SO	BB	IBB	HBP	BLK	WP	HR	S	P	ERA	WHIP

BOTTOM

Washington Nationals @ Arizona Diamondbacks

Chase Field, Phoenix, AZ

Wed May 14 2014, 12:42 PM - 3:13 PM MST
Att. 18,325 - Roof Closed - 77 F

livebaseballscorecards.com

AB	31
R	1
H	6
RBI	1
BB	0
SO	8
LOB	14

New York Mets @ Washington Nationals

Nationals Park, Washington, DC

Fri May 16 2014, 7:07 PM - 10:15 PM EDT

Att. 34,413 - Partly Cloudy - 67 F

livebaseballscorecards.com

TOP

Batter	1	2	3	4	5	6	7	8	9	AB	R	H	RBI	BB	SO	LOB
22 Eric Young Jr., S (1, 7) OBP: 0.329, SLG: 0.331	B SI 90 C SI 91 C SI 91 F CU 74 X SI 92 1-2 ① G4-3		F SI 92 B SI 91 S CH 82 X CU 73 1-2 ② G3-1		C CH 82 B CH 82 S SI 91 X SI 92 1-2 2-H 2B		S CH 86 C SL 82 D CH 88 S SL 84 1-3 ③ K2-3		F SI 92 S FF 92 B FF 93 B SL 86 B FF 90 F FF 91 B FF 91 4-2 1-2 BB	4	0	1	1	1	1	1
28 Daniel Murphy, L (1, 4) OBP: 0.365, SLG: 0.455	C SI 90 B CH 83 B SI 92 S SI 91 F SI 93 F CU 74 X SI 92 2-2 ② F7		X CH 83 0-0 ③ G4-3		F CH 82 B SI 92 B SI 92 B CH 83 B SI 91 4-1 BB			L FF 91 C CH 80 B FS 82 B FF 91 X FF 91 2-2 3 FC6-4 1B	X FF 92 0-0 ③ F9	4	0	1	0	1	0	2
5 David Wright, R (1, 5) OBP: 0.324, SLG: 0.374	C SI 92 B SL 83 S SL 84 F SI 92 F CU 74 F SI 93 X SI 92 1-2 1B			B SL 80 C SI 91 X SI 90 1-1 ① L4	F SL 82 B SI 91 X SL 82 1-1 ③ P4			B FF 92 C CH 81 1 SAFE S FF 92 T FF 92 1-2 ① K		4	0	1	0	0	1	3
3 Curtis Granderson, L (1, 8) OBP: 0.287, SLG: 0.329	C SI 91 B SI 92 C SI 91 1 SAFE S CH 84 1-3 ③ K			C CH 82 X CH 81 0-1 ② G4-3		B FF 94 F SI 92 X SI 92 1-1 ① G6-3		1 SAFE F CH 81 D CH 82 T FF 92 B FF 92 B CH 82 X CH 80 3-2 ② FC6-4 53 BB 1-2f		4	0	0	0	0	1	2
53 Bobby Abreu, L (1, 9) OBP: 0.333, SLG: 0.440		C SI 90 B CU 73 B SI 90 S SI 91 B SI 92 F SI 91 B CH 83 4-2 BB		C SI 90 B SI 91 S CU 72 S CH 83 1-3 ③ K		X FF 94 0-0 21 G4-3-6 1B		B FF 91 B FF 92 B FF 91 B FF 91 4-0 1-2 BB		2	0	1	0	2	1	0
21 Lucas Duda, L (1, 3) OBP: 0.331, SLG: 0.388		C CU 72 C SI 92 B SI 91 F CH 82 X SI 92 1-2 ① F7			B SI 90 F CH 81 C SI 91 X SI 90 1-2 20 2B 11 G5-3 1B	X SI 93 0-0 ②③ G4-3-6 1-2f		C CH 81 B FF 92 S CH 81 D FS 83 X CH 81 2-2 ③ F8		4	1	1	0	0	0	4
20 Anthony Recker, R (1, 2) OBP: 0.269, SLG: 0.408		C SI 91 1 SAFE C SL 83 B SI 91 F SI 91 F SL 83 C SI 92 1-3 ② K			X SI 90 0-0 1-3 22 2B 2B		C FF 93 C SL 82 B SL 85 X CH 87 1-2 ① F7		B FF 89 B FF 89 F SI 90 B FF 88 S FF 90 X FF 90 3-2 ① F8	4	1	1	0	0	1	1
11 Rubén Tejada, R (1, 6) OBP: 0.311, SLG: 0.231		C SI 91 X SI 91 0-1 ③ G4-3			B SL 81 C SL 81 X SI 90 1-1 3-H ① G5-3		F FF 93 X SI 94 0-1 ② G6-3		S FF 91 F SL 86 F FF 91 X SL 84 0-2 ② F9	4	0	0	1	0	0	2
49 Jonathon Niese, L (1, 1) 1 Chris Young, R (5, PH) OBP: 0.283, SLG: 0.385 52 Carlos Torres, R (5, 1) 29 Eric Campbell, R (7, PH) OBP: 0.444, SLG: 0.714 47 José Valverde, R (7, 1) 66 Josh Edgin, R (8, 1) 12 Juan Lagares, R (9, PH) OBP: 0.343, SLG: 0.439			C SI 89 C SI 90 C SI 90 0-3 ① K		B CU 71 C SL 80 B SI 93 S SI 91 B SI 92 F SL 82 X SI 91 3-2 ② P5		B FF 94 B FF 94 C FF 93 S FF 93 B SL 83 X FF 94 3-2 2B		B FF 91 B SL 88 B FF 91 B FF 90 4-0 22 DI BB	1 1 0 1 0 0 0 0	0 0 0 0 0 0 0 0	0 0 0 1 0 0 0 0	0 0 0 0 0 0 0 1	0 1 0 0 0 0 0 0	1 0 0 0 0 0 0 0	0 1 0 0 0 0 0 0
Inning Stats	R: 0 E: 0 K: 1 S: 18 H: 1 LOB: 1 BB: 0 P: 23	R: 0 E: 0 K: 1 S: 14 H: 0 LOB: 1 BB: 1 P: 20	R: 0 E: 0 K: 1 S: 7 H: 0 LOB: 0 BB: 0 P: 8	R: 0 E: 0 K: 1 S: 7 H: 0 LOB: 0 BB: 0 P: 9	R: 2 E: 0 K: 0 S: 16 H: 3 LOB: 2 BB: 1 P: 27	R: 0 E: 0 K: 0 S: 4 H: 1 LOB: 0 BB: 0 P: 5	R: 0 E: 0 K: 1 S: 11 H: 1 LOB: 1 BB: 0 P: 16	R: 0 E: 0 K: 1 S: 12 H: 1 LOB: 2 BB: 1 P: 24	R: 0 E: 0 K: 0 S: 11 H: 0 LOB: 2 BB: 2 P: 22	1B: 4 2B: 3 3B: 0 HR: 0 SF: 0 SAC: 0 DP: 1 HBP: 0						

	AB	33
	R	2
	H	7
	RBI	2
	BB	5
	SO	6
	LOB	16

WP: 0 PA: 38
PB: 0
SB: 0
CS: 0

PITCHER		IP	WLS	BF	H	R	ER	SO	BB	IBB	HBP	BLK	WP	HR	S	P	ERA	WHIP
57 Tanner Roark, R ERA: 3.65	(1, 1)	5.0	W	21	4	2	2	4	2	0	0	0	0	0	62	87	3.60	1.200
48 Ross Detwiler, L ERA: 3.79	(6, 1)	1.0	H	3	1	0	0	0	0	0	0	0	0	0	4	5	0.00	1.000
22 Drew Storen, R ERA: 1.35	(7, 1)	1.0	H	4	1	0	0	1	0	0	0	0	0	0	11	16	0.00	1.000
36 Tyler Clippard, R ERA: 1.96	(8, 1)	1.0	H	5	1	0	0	1	1	0	0	0	0	0	12	24	0.00	2.000
29 Rafael Soriano, R ERA: 1.06	(9, 1)	1.0	S	5	0	0	0	0	2	0	0	0	0	0	11	22	0.00	2.000

PITCHER		IP	WLS	BF	H	R	ER	SO	BB	IBB	HBP	BLK	WP	HR	S	P	ERA	WHIP

BOTTOM

New York Mets @ Washington Nationals

Nationals Park, Washington, DC

Fri May 16 2014, 7:07 PM - 10:15 PM EDT

Att. 34,413 - Partly Cloudy - 67 F

livebaseballscorecards.com

Batter	1	2	3	4	5	6	7	8	9	AB	R	H	RBI	BB	SO	LOB
2 Denard Span, L (1, 8) OBP: 0.296, SLG: 0.336	B FC 86 X FF 89 1-0 6 E 28 1B 1B	B FF 89 B SI 89 B SI 90 B FF 90 4-0 BB		C SI 89 B CU 74 C SI 90 F CU 75 B FC 87 B SI 90 S SI 89 3-3 ① K		B FF 90 C FC 89 X SI 91 1-1 6 S 1B		C FF 93 B SL 82 F SL 82 X FF 94 1-2 ③ G6-3		4	1	2	0	1	1	1
6 Anthony Rendon, R (1, 5) OBP: 0.311, SLG: 0.470	B SI 88 C CH 81 X FF 88 1-1 E5 28 1B 40 SF8 1-2	C CU 74 B SI 91 B CH 84 S CU 75 X FF 90 2-2 ③ G6-3		F FF 88 B FF 88 B FC 88 X SI 88 2-1 ② F8		1 SAFE 1 SAFE B FC 87 B FC 87 1 SAFE B FC 89 C FF 90 S FF 90 B FC 88 4-2 1-2 BB				3	1	0	0	1	0	3
28 Jayson Werth, R (1, 9) OBP: 0.387, SLG: 0.447	C SI 88 X FC 88 0-1 7 1B 12 FC4-6 1-3 2-H 1B		C SI 87 B SI 88 X FC 88 1-1 ① G6-3	S CU 74 S CU 76 X CU 75 0-2 1-2 1B		D CU 78 C FC 88 F FC 87 S CU 81 1-3 ③ K				4	1	2	1	0	1	2
40 Wilson Ramos, R (1, 2) OBP: 0.259, SLG: 0.227	B CU 72 F FF 90 X CU 76 1-1 ① SF8 3-H		B SI 88 X SI 89 1-0 7 2B 1B	F SI 88 B FC 87 B SI 90 B FF 88 F FF 89 S CU 77 3-3 ③ K			X FF 93 0-0 ① L8			3	1	1	1	0	1	2
20 Ian Desmond, R (1, 6) OBP: 0.275, SLG: 0.361	B FC 87 B SI 88 B SI 89 C FF 90 S FF 90 B FF 91 4-2 12 FC4-6 7 1B 8 CS BB		X CU 74 0-0 ② P3	C SI 89 B CU 79 B FC 89 F FC 87 F CU 80 X FF 93 2-2 ① G4-3			C FF 93 S FS 82 B FF 93 F FS 82 F FS 82 C FF 94 1-3 ② K			3	0	0	0	1	1	1
7 Scott Hairston, R (1, 7) OBP: 0.444, SLG: 0.556 48 Ross Detwiler, R (6, 1) 22 Drew Storen, S (7, 1) 33 Greg Dobbs, L (7, PH) OBP: 0.143, SLG: 0.143 36 Tyler Clippard, R (8, 1) 29 Rafael Soriano, R (9, 1)	B FF 90 X FC 88 1-0 12 FC4-6 1-2 2-3 1B	B FF 89 C FF 90 C FF 88 X FF 90 1-2 12 1B 1-H 2B		C FC 88 S FC 91 B FC 88 X FF 88 1-2 ② F9			X FF 94 0-0 12 WP 12 1B 1B			3 0 0 1 0 0	1 0 0 0 0 0	2 0 0 1 0 0	1 0 0 0 0 0	0 0 0 0 0 0	0 0 0 0 0 0	0 0 0 0 0 0
12 Tyler Moore, R (1, 3) OBP: 0.294, SLG: 0.447	B FC 89 B CU 75 B FF 90 C FF 90 F FF 90 F FC 89 X FC 89 3-2 ② FC4-6 1-2f 2-3 3-H		C CU 74 X CH 82 0-1 2-H 1B	C FC 88 C CU 78 B FF 91 S FC 89 1-3 ③ K			D FF 94 S FS 82 C FF 94 1 SAFE D FS 84 B FS 83 X FF 93 3-2 ③ 1-H 1B			4	0	2	2	0	1	2
8 Danny Espinosa, S (1, 4) OBP: 0.259, SLG: 0.417	C FF 88 B SI 90 S CU 76 F FC 88 1-2 ③ CS 3-H	B FF 86 X CH 82 1-0 ① G6-3	F FC 87 B FF 89 C FF 87 F CU 75 1 SAFE B CU 74 X CH 83 2-2 ③ G1-3			X FC 89 0-0 ① G3		F FF 92 B FF 93 X CH 86 1-1 ① G1-3		4	0	0	0	0	0	1
57 Tanner Roark, R (1, 1) OBP: 0.167, SLG: 0.167 15 Nate McLouth, L (6, 7) OBP: 0.257, SLG: 0.177		C FC 87 F FF 88 X CU 74 0-2 ② G5-3		S FC 86 F FF 87 X FC 86 0-2 28 1B 1B		C FF 88 C FF 92 B CU 75 B FC 89 X FF 92 2-2 ② P2		X FF 92 0-0 ② L9		2 2	0 0	1 0	0 0	0 0	0 0	0 0
Inning Stats	R: 3 E: 1 K: 0 S: 17 H: 3 LOB: 1 BB: 1 P: 29	R: 0 E: 0 K: 0 S: 7 H: 0 LOB: 1 BB: 1 P: 14	R: 2 E: 0 K: 0 S: 13 H: 3 LOB: 1 BB: 0 P: 18	R: 0 E: 0 K: 2 S: 15 H: 2 LOB: 2 BB: 0 P: 23	R: 0 E: 0 K: 1 S: 10 H: 0 LOB: 0 BB: 0 P: 14	R: 0 E: 0 K: 1 S: 11 H: 1 LOB: 2 BB: 1 P: 19	R: 0 E: 0 K: 1 S: 10 H: 2 LOB: 2 BB: 0 P: 14	R: 0 E: 0 K: 0 S: 6 H: 0 LOB: 0 BB: 0 P: 8		1B: 10 2B: 1 3B: 0 HR: 0 SF: 1 SAC: 0 DP: 0 HBP: 0					

AB	33
R	5
H	11
RBI	5
BB	3
SO	5
LOB	12

WP: 1 PA: 38
PB: 0
SB: 1
CS: 1

PITCHER		IP	WLS	BF	H	R	ER	SO	BB	IBB	HBP	BLK	WP	HR	S	P	ERA	WHIP
49 Jonathon Niese, L ERA: 2.54	(1, 1)	4.0	L	22	8	5	3	2	2	0	0	0	0	0	52	84	6.75	2.500
52 Carlos Torres, R ERA: 2.96	(5, 1)	2.0		8	1	0	0	2	1	0	0	0	0	0	21	33	0.00	1.000
47 Jose Valverde, R ERA: 3.44	(7, 1)	1.0		4	2	0	0	1	0	0	0	0	1	0	10	14	0.00	2.000
66 Josh Edgin, L ERA:	(8, 1)	1.0		3	0	0	0	0	0	0	0	0	0	0	6	8	0.00	0.000

PITCHER	IP	WLS	BF	H	R	ER	SO	BB	IBB	HBP	BLK	WP	HR	S	P	ERA	WHIP

Batter	1	2	3	4	5	6	7	8	9	AB	R	H	RBI	BB	SO	LOB
22 Eric Young Jr., S (1, 7) OBP: 0.318, SLG: 0.318	B SI 90 C SI 91 F FF 91 S CU 78 1-3 K	B SI 91 C FF 92 C CU 76 F CU 79 B FF 92 F CU 78 F FF 93 T FF 94 2-2 K		C SI 91 B KC 81 X KC 80 1-1 G1-3			B SI 92 F SI 90 B KC 79 X SI 92 2-1 F7		C SI 91 X CH 85 0-1 P4	5	0	0	0	0	2	0
28 Daniel Murphy, L (1, 4) OBP: 0.371, SLG: 0.456	X FF 92 0-0 1 BB 5 1B 29 1B 1B	C FF 93 B SI 92 B CU 77 B FF 93 X SI 92 3-1 5 G6-4-3 1B		B KC 80 X SI 92 1-0 F8			B SI 92 B KC 79 B SI 91 B SI 90 4-0 5 E BB		B SL 88 F SL 86 B CU 74 X SI 92 2-1 G6-3	4	1	2	0	1	0	0
5 David Wright, R (1, 5) OBP: 0.323, SLG: 0.371	1 SAFE B SI 92 B CH 81 S CH 82 B FF 93 C FF 94 X CH 83 3-2 1 BB 29 1B 1-2 1B	C FF 94 C FF 94 D CU 79 X FF 93 1-2 G6-4-3 1-2f			C SI 92 X KC 80 0-1 F7		1 SAFE S FC 86 X FC 85 0-1 E3 1 F9 1-3			4	1	1	0	0	0	2
1 Chris Young, R (1, 9) OBP: 0.282, SLG: 0.372	D SI 93 B CH 82 B SI 93 B SI 93 4-0 29 1B 12 1B 1-2 2-3 BB		B CH 82 B SI 92 F SI 92 B FF 92 X SI 92 3-1 F8		C SI 91 F SI 91 F FC 84 X FC 85 0-2 F7		F SI 90 B SI 90 S FC 85 1 SAFE X FC 86 1-2 F9 1-2			3	1	0	0	1	0	2
29 Eric Campbell, R (1, 3) OBP: 0.462, SLG: 0.636	C CU 76 S CH 83 X FF 93 0-2 4 BB 12 1B 1-3 2-H 3-H 1B		C SI 92 F FF 92 B CU 80 B CU 78 X CH 83 2-2 12 HR 1B		C SI 92 C KC 80 F SI 92 B SI 92 B FC 86 B FC 84 X SI 91 3-2 G5-3		B FC 84 F FC 85 B SI 92 C SI 91 X SI 91 2-2 G4-3			4	1	2	2	0	0	2
12 Juan Lagares, R (1, 8) OBP: 0.348, SLG: 0.471	B SI 94 C SI 92 X FF 93 1-1 4 BB 1-2 3-H 1B		S SI 92 B FF 92 L SI 91 F CU 77 B FF 94 B CU 76 1 SAFE X SI 92 3-2 1-H HR			C SI 90 X SI 91 0-1 L9		B FF 95 B SI 94 C SI 93 C SL 85 X SL 84 2-2 G6-3		4	1	2	3	0	0	0
20 Anthony Recker, R (1, 2) OBP: 0.250, SLG: 0.377	B CH 83 C SI 92 D CU 78 X FF 92 2-1 F9		B SI 92 C CH 82 F CH 83 B FF 92 F SI 92 B SI 92 S CH 83 3-3 K			C SI 91 C KC 79 B SI 93 S FC 87 1-3 K		X FF 94 0-0 F7		4	0	0	0	0	2	2
4 Wilmer Flores, R (1, 6) OBP: 0.294, SLG: 0.200 58 Jenrry Mejia, R (9, 1)	S SI 92 B FF 93 B CH 84 S FF 93 B CU 78 F SI 94 F FF 92 B FF 92 4-2 1-2 2-3 BB		B SI 90 S SI 91 B SI 92 F FF 91 B CU 76 C SI 92 3-3 K			C SI 91 F KC 81 F SI 92 B FC 86 X SI 93 1-2 1B		B SI 93 C SI 93 T SI 94 S SL 85 1-3 K		3 0	0 0	1 0	0 0	1 0	2 0	0 0
40 Bartolo Colon, R (1, 1) 11 Rubén Tejada, R (9, PH) OBP: 0.309, SLG: 0.229 (9, 6)	S SI 92 B CU 75 S SI 93 X SI 92 1-2 F9			B SI 91 X SI 90 1-0 G5-3		F SI 90 B SI 92 S SI 90 S SI 90 1-3 K			S SI 91 B SL 87 F SI 92 B SI 92 C CU 74 2-3 K	3 1	0 0	0 0	0 0	0 0	1 1	4 0

Inning Stats	1	2	3	4	5	6	7	8	9
	R: 3 E: 0 K: 1 S: 21	H: 4 LOB: 3 BB: 2 P: 37	R: 0 E: 0 K: 1 S: 11	H: 1 LOB: 0 BB: 0 P: 17	R: 2 E: 0 K: 2 S: 16	H: 2 LOB: 0 BB: 0 P: 30	R: 0 E: 0 K: 0 S: 4	H: 0 LOB: 0 BB: 0 P: 7	R: 0 E: 0 K: 0 S: 10	H: 0 LOB: 0 BB: 0 P: 13	R: 0 E: 0 K: 2 S: 12	H: 1 LOB: 1 BB: 0 P: 15	R: 0 E: 1 K: 0 S: 10	H: 0 LOB: 2 BB: 1 P: 19	R: 0 E: 0 K: 1 S: 7	H: 0 LOB: 0 BB: 0 P: 10	R: 0 E: 0 K: 1 S: 7	H: 0 LOB: 0 BB: 0 P: 11

PITCHER		IP	WLS	BF	H	R	ER	SO	BB	IBB	HBP	BLK	WP	HR	S	P	ERA	WHIP
47 Gio González, L ERA: 4.62	(1, 1)	3.0	L	17	7	5	5	4	2	0	0	0	0	1	48	84	15.00	3.000
35 Craig Stammen, R ERA: 2.52	(4, 1)	4.0		15	1	0	0	2	1	0	0	0	0	0	36	54	0.00	0.500
30 Aaron Barrett, R ERA: 0.6	(8, 1)	1.0		3	0	0	0	1	0	0	0	0	0	0	7	10	0.00	0.000
13 Jerry Blevins, L ERA: 3.57	(9, 1)	1.0		3	0	0	0	1	0	0	0	0	0	0	7	11	0.00	0.000

PITCHER	IP	WLS	BF	H	R	ER	SO	BB	IBB	HBP	BLK	WP	HR	S	P	ERA	WHIP

TOP

New York Mets @ Washington Nationals

Nationals Park, Washington, DC

Sat May 17 2014, 4:07 PM - 6:54 PM EDT

Att. 41,225 - Cloudy - 64 F

livebaseballscorecards.com

AB	35
R	5
H	8
RBI	5
BB	3
SO	8
LOB	12

1B: 7	SF: 0	WP: 0	PA: 38
2B: 0	SAC: 0	PB: 0	
3B: 0	DP: 1	SB: 0	
HR: 1	HBP: 0	CS: 0	

BOTTOM

New York Mets @ Washington Nationals

Nationals Park, Washington, DC

Sat May 17 2014, 4:07 PM - 6:54 PM EDT

Att. 41,225 - Cloudy - 64 F

livebaseballscorecards.com

Batter	1	2	3	4	5	6	7	8	9	AB	R	H	RBI	BB	SO	LOB
2 Denard Span, L (1, 8) OBP: 0.288, SLG: 0.326	B FF 88 X FF 88 1-0 P5		B FF 91 D CH 82 B SI 89 C SI 88 F FF 93 X FF 92 3-2 G6-3		S CH 82 B CH 83 C SI 88 S SI 89 1-3 K			C FF 91 C FF 92 F FF 93 X FF 92 0-2 F9		4	0	0	0	0	1	2
6 Anthony Rendon, R (1, 5) OBP: 0.304, SLG: 0.459	C FF 90 C SL 84 S FF 93 0-3 K		X SL 84 0-0 G6-3		C SI 88 S FF 92 B FF 92 X SI 91 1-2 G1-3			C FF 92 T FF 92 X FF 92 0-2 G6-3		4	0	0	0	0	1	2
28 Jayson Werth, R (1, 9) OBP: 0.390, SLG: 0.445	C FF 91 B SI 90 S SL 84 B FF 92 B SL 84 F SI 90 F FF 93 X SI 89 3-2 F8			B SL 81 C SL 81 B SL 82 B SI 87 C SI 89 B SI 88 4-2 20 HR BB		B SL 81 B SL 81 C SL 81 B SI 87 C SI 88 X SI 89 3-2 F8			C FF 93 X FF 94 0-1 20 FC6-4 1B	3	1	1	0	1	0	0
40 Wilson Ramos, R (1, 2) OBP: 0.226, SLG: 0.192		X FF 88 0-0 F9		C SI 86 C SI 87 B SI 88 X SI 88 1-2 L9		X SI 89 0-0 G4-3			F SI 92 B SL 83 B SL 83 F FC 93 B SL 84 S SL 81 3-3 K	4	0	0	0	0	1	2
20 Ian Desmond, R (1, 6) OBP: 0.280, SLG: 0.383		C SI 88 X SI 87 0-1 8 1B 1B		C SI 87 F SI 87 B FF 91 F SI 88 F SI 89 X CH 81 1-2 1-H HR		B CH 82 B SI 87 X SI 87 2-0 F9			B FC 94 S SL 84 X SI 94 1-1 FC6-4 1-2f	4	1	2	2	0	0	1
8 Danny Espinosa, S (1, 4) OBP: 0.259, SLG: 0.412		F SI 86 X SI 86 0-1 12 G6-4-3 1-2 1B		C CH 82 C SI 88 X SI 90 0-2 L1			C SI 86 B FF 92 F SI 88 S FF 92 1-3 K		S CU 78 S FF 94 S SI 95 0-3 K	4	0	1	0	0	2	1
12 Tyler Moore, R (1, 3) OBP: 0.278, SLG: 0.420		B SI 87 B SI 88 C SI 88 B SL 82 X SI 90 3-1 G6-4-3 1-2f		C SL 83 C FF 92 F FF 93 C SI 91 0-3 K			B SL 81 S SL 82 F SL 82 B SI 91 B SI 90 X SI 89 3-2 P3			3	0	0	0	0	1	2
15 Nate McLouth, L (1, 7) OBP: 0.260, SLG: 0.200			B CH 81 X FF 88 1-0 2B		B SI 87 F SL 78 X CH 80 1-1 G3		C CH 83 B FF 92 B SI 87 C SI 88 C SL 83 2-3 K			3	0	1	0	0	1	0
47 Gio González, R (1, 1) OBP: 0.143, SLG: 0.357 35 Craig Stammen, R (4, 1) OBP: 0.333, SLG: 0.667 30 Aaron Barrett, R (8, 1) 4 Zach Walters, S (8, PH) OBP: 0.286, SLG: 0.560 13 Jerry Blevins, L (9, 1)			X FF 88 0-0 B1		B SI 85 C SI 86 X FF 90 1-1 2B			B SL 80 B CH 81 X SI 87 2-0 F8		1 1 0 1 0	0 0 0 0 0	0 1 0 0 0	0 0 0 0 0	0 0 0 0 0	0 0 0 0 0	1 0 0 0 0
Inning Stats	R: 0 E: 0 K: 1 S: 9 H: 0 LOB: 0 BB: 0 P: 13	R: 0 E: 0 K: 0 S: 7 H: 2 LOB: 1 BB: 0 P: 10	R: 0 E: 0 K: 0 S: 6 H: 1 LOB: 1 BB: 0 P: 10	R: 2 E: 0 K: 1 S: 17 H: 1 LOB: 0 BB: 1 P: 23	R: 0 E: 0 K: 1 S: 10 H: 1 LOB: 1 BB: 0 P: 14	R: 0 E: 0 K: 0 S: 5 H: 0 LOB: 0 BB: 0 P: 10	R: 0 E: 0 K: 2 S: 9 H: 0 LOB: 0 BB: 0 P: 15	R: 0 E: 0 K: 0 S: 8 H: 0 LOB: 0 BB: 0 P: 10	R: 0 E: 0 K: 2 S: 10 H: 1 LOB: 1 BB: 0 P: 14							

AB	32
R	2
H	6
RBI	2
BB	1
SO	7
LOB	11

1B: 3 SF: 0
2B: 2 SAC: 0
3B: 0 DP: 1
HR: 1 HBP: 0

WP: 0 PA: 33
PB: 0
SB: 0
CS: 0

PITCHER		IP	WLS	BF	H	R	ER	SO	BB	IBB	HBP	BLK	WP	HR	S	P	ERA	WHIP
40 Bartolo Colon, R ERA: 5.34	(1, 1)	8.0	W	29	5	2	2	5	1	0	0	0	0	1	71	105	2.25	0.750
58 Jenrry Mejia, R ERA: 4.65	(9, 1)	1.0	S	4	1	0	0	2	0	0	0	0	0	0	10	14	0.00	1.000

PITCHER	IP	WLS	BF	H	R	ER	SO	BB	IBB	HBP	BLK	WP	HR	S	P	ERA	WHIP

Batter	1	2	3	4	5	6	7	8	9	AB	R	H	RBI	BB	SO	LOB
22 Eric Young Jr., S (1, 7) OBP: 0.310, SLG: 0.309	C FF 94 X FF 96 0-1 B3		S FF 95 B FF 94 X FF 95 1-1 P3		F CH 86 C CH 88 B FF 95 B FF 95 X FF 95 2-2 G4-3		C FF 93 S CH 87 X SL 83 0-2 G6-3			4	0	0	0	0	0	0
27 Jeurys Familia, R (7, 1)										0	0	0	0	0	0	0
16 Daisuke Matsuzaka, R (8, 1)										0	0	0	0	0	0	0
28 Daniel Murphy, L (1, 4) OBP: 0.368, SLG: 0.451	B FF 96 F FF 95 B CH 89 B FF 96 C FF 96 F FF 96 X CU 80 3-2 5 BB 3 FC3-6-5 1B		X CU 80 0-0 G3		B FF 95 B CH 88 F FF 95 F FF 95 X FF 94 2-2 L9		S CH 86 F FF 94 B SL 84 X CH 87 1-2 G4-3			4	0	1	0	0	0	0
5 David Wright, R (1, 5) OBP: 0.332, SLG: 0.376	B SL 86 B FF 94 F FF 95 F FF 94 B FF 94 B SL 87 4-2 3 FC3-6-5 1-2 BB		S FF 94 C CU 80 X FF 94 0-2 3 1B 1B			C FF 92 B CH 87 X SL 86 1-1 3 BB 12 1B 1B		C CU 75 C CU 77 B FS 83 S FF 93 1-3 K		3	1	2	0	1	1	0
3 Curtis Granderson, L (1, 9) OBP: 0.292, SLG: 0.329	X FF 95 0-0 FC3-6-5 1-2 2-H		1 SAFE C CH 87 F FF 93 B FF 94 X CH 87 1-2 1B			C FF 93 F FF 94 F CH 87 B FF 93 B CH 86 B CU 78 B FF 94 4-2 12 1B 36 1B 1-2 BB			B CU 77 C CH 82 S FF 92 B CH 83 F FF 92 B FF 93 F FF 92 F CH 81 X FF 92 3-2 G3-1		3	1	1	0	1	0	2
21 Lucas Duda, L (1, 3) OBP: 0.328, SLG: 0.392		B FF 93 S CH 87 S CH 87 X FF 95 1-2 12 G4-3 36 1B 2B	C CU 80 C FF 95 F FF 95 B CH 87 X CH 88 1-2 G4-3			B FF 94 X CH 86 1-0 F8		B FF 91 B FF 91 C FF 92 B CH 82 T CH 82 F FF 93 X FF 90 3-2 F7		4	1	1	0	0	0	4
12 Juan Lagares, R (1, 8) OBP: 0.345, SLG: 0.462		B SL 86 X FF 95 1-0 G4-3 2-3		B FF 94 B SL 86 X FF 93 2-0 L8		C CU 79 B FF 93 X SL 85 1-1 36 1B 1-2 2-H 1B			B FF 89 F FF 90 F SL 84 S SL 86 1-3 K	4	0	1	1	0	1	1
11 Rubén Tejada, R (1, 6) OBP: 0.302, SLG: 0.222		S FF 95 X FF 94 0-1 G3		C FF 93 S FF 94 B FF 93 B FF 94 X FF 94 2-2 F7		B FF 93 X FF 93 1-0 F5			B SI 90 B FF 91 C FF 90 X FF 90 2-1 F9	3	0	0	0	0	0	3
53 Bobby Abreu, L (9, PH) OBP: 0.323, SLG: 0.423										1	0	0	0	0	0	0
36 Juan Centeno, L (1, 2) OBP: 0.429, SLG: 0.333		B FF 95 F FF 96 X SL 87 1-1 3-H 1B		B FF 93 B FF 94 B FF 94 C FF 94 C FF 94 X FF 95 3-2 G6-3		X FF 93 0-0 1-3 2-H 1B			B FF 92 X FF 89 1-0 F7	4	0	2	2	0	0	0
45 Zack Wheeler, L (1, 1)		S FF 94 B FF 94 C FF 94 X CU 80 1-2 G4-3			C FF 93 F FF 93 S FF 94 0-3 K		B FF 93 F FF 93 B SL 82 X FF 93 2-1 G5-3			2	0	0	0	0	1	1
1 Chris Young, R (7, PH) OBP: 0.279, SLG: 0.368										1	0	0	0	0	0	0
(7, 7)																

Inning Stats																																
	R: 0	H: 1	E: 0	LOB: 1	K: 0	BB: 1	S: 9	P: 16	R: 1	H: 2	E: 0	LOB: 1	K: 0	BB: 0	S: 11	P: 15	R: 0	H: 2	E: 0	LOB: 2	K: 0	BB: 0	S: 13	P: 16	R: 0	H: 0	E: 0	LOB: 0	K: 0	BB: 0	S: 7	P: 14
	R: 0	H: 0	E: 0	LOB: 0	K: 1	BB: 0	S: 9	P: 13	R: 2	H: 3	E: 0	LOB: 2	K: 0	BB: 1	S: 10	P: 18	R: 0	H: 0	E: 0	LOB: 0	K: 0	BB: 0	S: 8	P: 11	R: 0	H: 0	E: 0	LOB: 0	K: 1	BB: 0	S: 13	P: 20
	R: 0	H: 0	E: 0	LOB: 0	K: 1	BB: 0	S: 6	P: 10	1B: 7	SF: 0	2B: 2	SAC: 0	3B: 0	DP: 1	HR: 0	HBP: 0	WP: 0	PA: 35	PB: 0		SB: 0		CS: 0										

PITCHER		IP	WLS	BF	H	R	ER	SO	BB	IBB	HBP	BLK	WP	HR	S	P	ERA	WHIP
27 Jordan Zimmermann, R ERA: 3.7	(1, 1)	6.0	W	26	8	3	3	1	2	0	0	0	0	0	59	92	4.50	1.667
22 Drew Storen, R ERA: 1.26	(7, 1)	1.0	H	3	0	0	0	0	0	0	0	0	0	0	8	11	0.00	0.000
36 Tyler Clippard, R ERA: 1.86	(8, 1)	1.0	H	3	0	0	0	1	0	0	0	0	0	0	13	20	0.00	0.000
29 Rafael Soriano, R ERA: 1.0	(9, 1)	1.0	S	3	0	0	0	1	0	0	0	0	0	0	6	10	0.00	0.000

PITCHER	IP	WLS	BF	H	R	ER	SO	BB	IBB	HBP	BLK	WP	HR	S	P	ERA	WHIP

TOP

New York Mets @ Washington Nationals

Nationals Park, Washington, DC

Sun May 18 2014, 1:37 PM - 4:22 PM EDT

Att. 36,965 - Sunny - 64 F

livebaseballscorecards.com

AB	33
R	3
H	8
RBI	3
BB	2
SO	3
LOB	11

BOTTOM

New York Mets @ Washington Nationals

Nationals Park, Washington, DC

Sun May 18 2014, 1:37 PM - 4:22 PM EDT

Att. 36,965 - Sunny - 64 F

livebaseballscorecards.com

Batter	1	2	3	4	5	6	7	8	9	AB	R	H	RBI	BB	SO	LOB
2 Denard Span, L (1, 8) OBP: 0.288, SLG: 0.331	B FF 96 C FF 95 X CH 90 1-1 G4-3 ①		C SI 93 F SI 95 B FF 95 F FF 96 X FC 90 1-2 G6-3 ②		X FF 93 0-0 40 1B 1-3 2B		C FF 96 F SI 96 B FF 97 B SL 85 B SI 98 X FF 98 3-2 F8 ②			4	1	1	0	0	0	0
6 Anthony Rendon, R (1, 5) OBP: 0.319, SLG: 0.462	B FF 96 C FF 96 B FF 96 F FF 96 B FF 93 B FF 96 4-2 BB		F FF 94 X CU 80 0-1 28 1B 40 2B 1B		B CU 78 B CU 77 F FF 95 B SI 93 B SI 95 4-1 40 1B BB		B SL 85 C FF 96 B SL 83 F FF 96 B SL 87 B FF 96 4-2 28 E 28 S BB			1	1	1	0	3	0	0
28 Jayson Werth, R (1, 9) OBP: 0.387, SLG: 0.440	C FF 96 X FF 95 0-1 P4 ②		B CU 79 B SI 94 C SI 95 1 SAFE B CU 78 F CU 78 X CU 80 3-2 40 2B 1-2 1B		C SI 94 X SI 93 0-1 P4 ①		1 SAFE B SI 95 C SL 84 C SI 97 B SI 97 B SL 86 X SL 86 3-2 G6-3 ③ 1-3			4	1	1	0	0	0	5
40 Wilson Ramos, R (1, 2) OBP: 0.286, SLG: 0.276	C FF 95 B CH 88 1 SAFE F FF 95 C FC 90 1-3 K ③		B FF 96 F FF 95 X FC 89 1-1 1-H 2-H 2B		F SI 94 X SI 94 0-1 20 G6-4-3 1-3 2-H 3-H 1B			F FF 91 B FF 91 F SL 83 B SL 81 F FC 91 B SL 83 B SI 92 4-2 20 1B 20 PB 19 FC6-4 BB		3	1	2	4	1	1	1
20 Ian Desmond, R (1, 6) OBP: 0.285, SLG: 0.404		S SI 95 B CU 78 X FF 94 1-1 HR	C SI 95 X CU 77 0-1 P3 ③		S CU 78 D CU 78 F FF 94 X FC 88 1-2 G6-4-3 ② ③ 1-2f			S CU 75 F SL 80 D CU 76 F FF 91 F SI 91 F FF 91 D CU 77 X SL 84 2-2 19 FC6-4 1-3 1B		4	1	2	1	0	0	3
12 Tyler Moore, R (1, 3) OBP: 0.259, SLG: 0.389		B CU 80 C FF 97 B FF 96 X FF 95 2-1 F9 ①		C FF 94 F FF 94 S SI 94 0-3 K ①		X SI 93 0-0 G6-3 ①		1 SAFE C FF 91 X SL 81 0-1 L5 ①		4	0	0	0	0	1	2
19 Kevin Frandsen, R (1, 4) OBP: 0.311, SLG: 0.338		B FF 96 C FF 95 X SI 96 1-1 G6-3 ②		F FF 94 X CH 88 0-1 F8 ②		C FF 93 F FF 94 F CU 78 X CU 79 0-2 P5 ②		1 SAFE F SI 90 X SL 82 0-1 FC6-4 ② 1-2f 3-H		4	0	0	1	0	0	1
15 Nate McLouth, L (1, 7) OBP: 0.247, SLG: 0.188	F SI 95 B CH 89 B CH 90 F SI 95 B SI 96 F SI 96 S FF 96 3-3 K ③		C FF 92 X CU 78 0-1 G3 ③		B SI 93 F FC 88 F SI 94 D FC 90 S CU 80 2-3 K ③			C SI 91 B FF 91 1 SAFE B CU 74 B FC 89 F FF 91 F SL 82 S FF 92 3-3 K ③		4	0	0	0	0	3	1
27 Jordan Zimmermann, R (1, 1) OBP: 0.385, SLG: 0.385 22 Drew Storen, S (7, 1) 4 Zach Walters, S (7, PH) OBP: 0.276, SLG: 0.538 36 Tyler Clippard, R (8, 1) 29 Rafael Soriano, R (9, 1)			C SI 94 C SI 94 S FC 89 0-3 K ①		C FC 89 B FF 94 S FC 88 F FC 87 X FF 94 1-2 2 2B 40 1B 1B		B SI 95 F SI 96 F SI 97 B FF 98 F SL 86 X SI 98 2-2 G4-3 ①			2 0 1 0 0	1 0 0 0 0	1 0 0 0 0	0 0 0 0 0	1 0 0 0 0	0 0 0 0 0	0 0 0 0 0
Inning Stats	R: 0 E: 0 K: 1 S: 9 H: 0 LOB: 1 BB: 1 P: 15	R: 1 E: 0 K: 1 S: 10 H: 1 LOB: 0 BB: 0 P: 17	R: 2 E: 0 K: 1 S: 16 H: 3 LOB: 1 BB: 0 P: 21	R: 0 E: 0 K: 1 S: 7 H: 0 LOB: 0 BB: 0 P: 7	R: 2 E: 0 K: 0 S: 13 H: 3 LOB: 1 BB: 1 P: 19	R: 0 E: 0 K: 1 S: 8 H: 0 LOB: 0 BB: 0 P: 10	R: 0 E: 0 K: 0 S: 12 H: 0 LOB: 1 BB: 1 P: 24	R: 1 E: 0 K: 1 S: 17 H: 1 LOB: 1 BB: 1 P: 26		1B: 5 2B: 2 3B: 0 HR: 1 SF: 0 SAC: 0 DP: 1 HBP: 0					WP: 0 PB: 1 SB: 1 CS: 0 PA: 35	

PITCHER		IP	WLS	BF	H	R	ER	SO	BB	IBB	HBP	BLK	WP	HR	S	P	ERA	WHIP
45 Zack Wheeler, R ERA: 4.89	(1, 1)	6.0	L	26	7	5	5	5	2	0	0	0	0	1	63	89	7.50	1.500
27 Jeurys Familia, R ERA: 3.2	(7, 1)	1.0		4	0	0	0	0	1	0	0	0	0	0	12	24	0.00	1.000
16 Daisuke Matsuzaka, R ERA: 2.45	(8, 1)	1.0		5	1	1	0	1	1	0	0	0	0	0	17	26	0.00	2.000

PITCHER	IP	WLS	BF	H	R	ER	SO	BB	IBB	HBP	BLK	WP	HR	S	P	ERA	WHIP

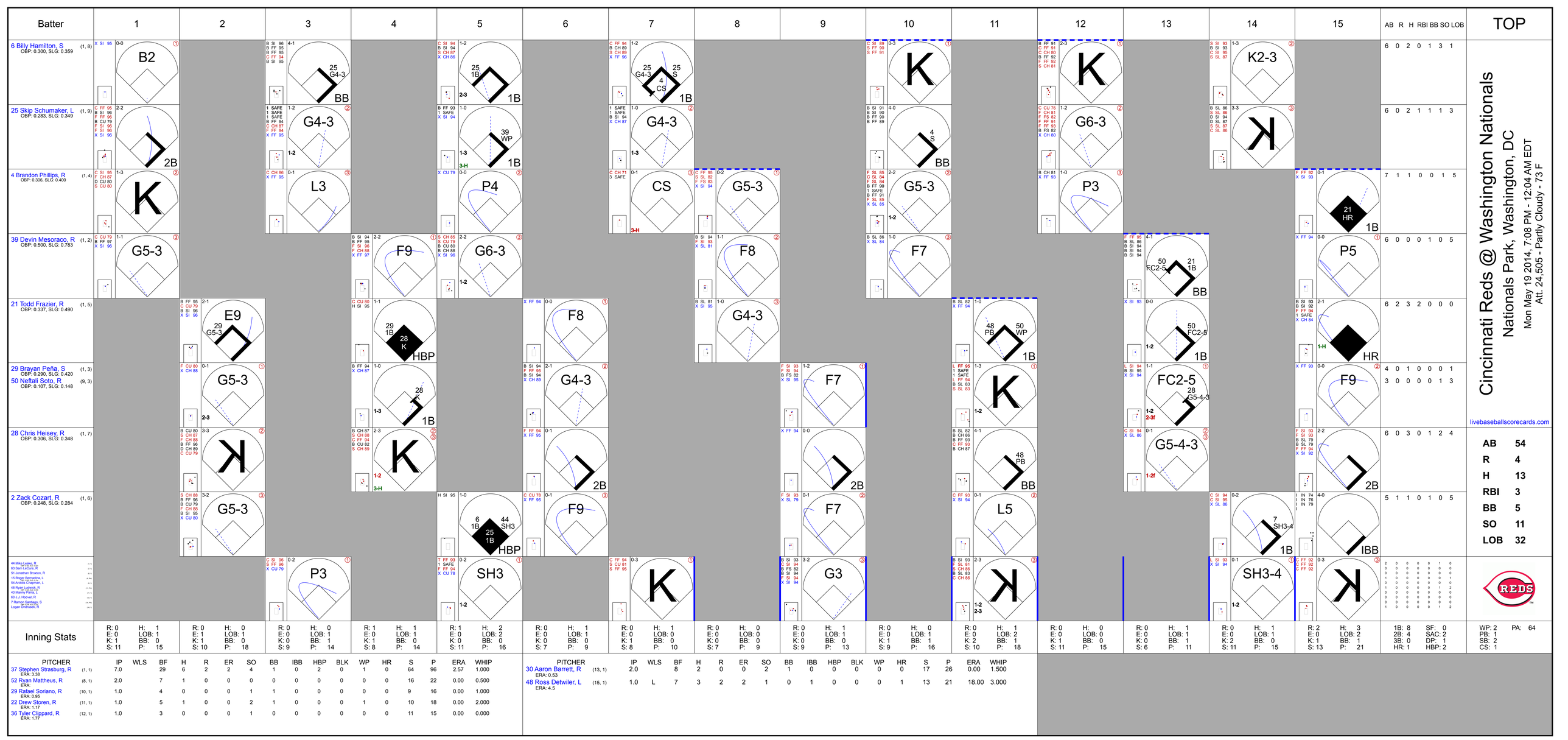
Batter
1
2
3
4
5
6
7
8
9
10
11
12
13
14
15
AB R H RBI BB SO LOB
TOP
6 Billy Hamilton, S (1, 8) OBP: 0.300, SLG: 0.359
25 Skip Schumaker, L (1, 9) OBP: 0.283, SLG: 0.349
4 Brandon Phillips, R (1, 4) OBP: 0.306, SLG: 0.400
39 Devin Mesoraco, R (1, 2) OBP: 0.500, SLG: 0.783
21 Todd Frazier, R (1, 5) OBP: 0.337, SLG: 0.490
29 Brayan Peña, S (1, 3) OBP: 0.290, SLG: 0.420
50 Neftali Soto, R (9, 3) OBP: 0.107, SLG: 0.148
28 Chris Heisey, R (1, 7) OBP: 0.306, SLG: 0.348
2 Zack Cozart, R (1, 6) OBP: 0.248, SLG: 0.284
44 Mike Leake, R
63 Sam LeCure, R
51 Jonathan Broxton, R
15 Roger Bernadina, L
54 Aroldis Chapman, L
48 Russ Ludwick, R
43 Manny Parra, L
60 J.J. Hoover, R
7 Ramon Santiago, S
Logan Ondrusek, R
6 0 2 0 1 3 1
6 0 2 1 1 1 3
7 1 1 0 0 1 5
6 0 0 0 1 0 5
6 2 3 2 0 0 0
4 0 1 0 0 0 1
3 0 0 0 0 1 3
6 0 3 0 1 2 4
5 1 1 0 1 0 5
Cincinnati Reds @ Washington Nationals
Nationals Park, Washington, DC
Mon May 19 2014, 7:08 PM - 12:04 AM EDT
Att. 24,505 - Partly Cloudy - 73 F
livebaseballscorecards.com
AB 54
R 4
H 13
RBI 3
BB 5
SO 11
LOB 32
Inning Stats
PITCHER IP WLS BF H R ER SO BB IBB HBP BLK WP HR S P ERA WHIP
37 Stephen Strasburg, R (1, 1) ERA: 3.38 7.0 29 6 2 2 4 1 0 2 0 1 0 64 96 2.57 1.000
52 Ryan Mattheus, R (8, 1) ERA: 2.0 7 1 0 0 0 0 0 0 0 0 0 16 22 0.00 0.500
29 Rafael Soriano, R (10, 1) ERA: 0.96 1.0 4 0 0 0 1 1 0 0 0 0 0 9 16 0.00 1.000
22 Drew Storen, R (11, 1) ERA: 1.17 1.0 5 1 0 0 2 1 0 0 0 1 0 10 18 0.00 2.000
36 Tyler Clippard, R (12, 1) ERA: 1.77 1.0 3 0 0 0 1 0 0 0 0 0 0 11 15 0.00 0.000
PITCHER IP WLS BF H R ER SO BB IBB HBP BLK WP HR S P ERA WHIP
30 Aaron Barrett, R (13, 1) ERA: 0.53 2.0 8 2 0 0 2 1 0 0 0 0 0 1 17 26 0.00 1.500
48 Ross Detwiler, L (15, 1) ERA: 4.5 1.0 L 7 3 2 2 1 0 1 0 0 0 0 0 1 13 21 18.00 3.000
1B: 8 SF: 0
2B: 4 SAC: 2
3B: 0 DP: 1
HR: 1 HBP: 2
WP: 2 PA: 64
PB: 1
SB: 2
CS: 1

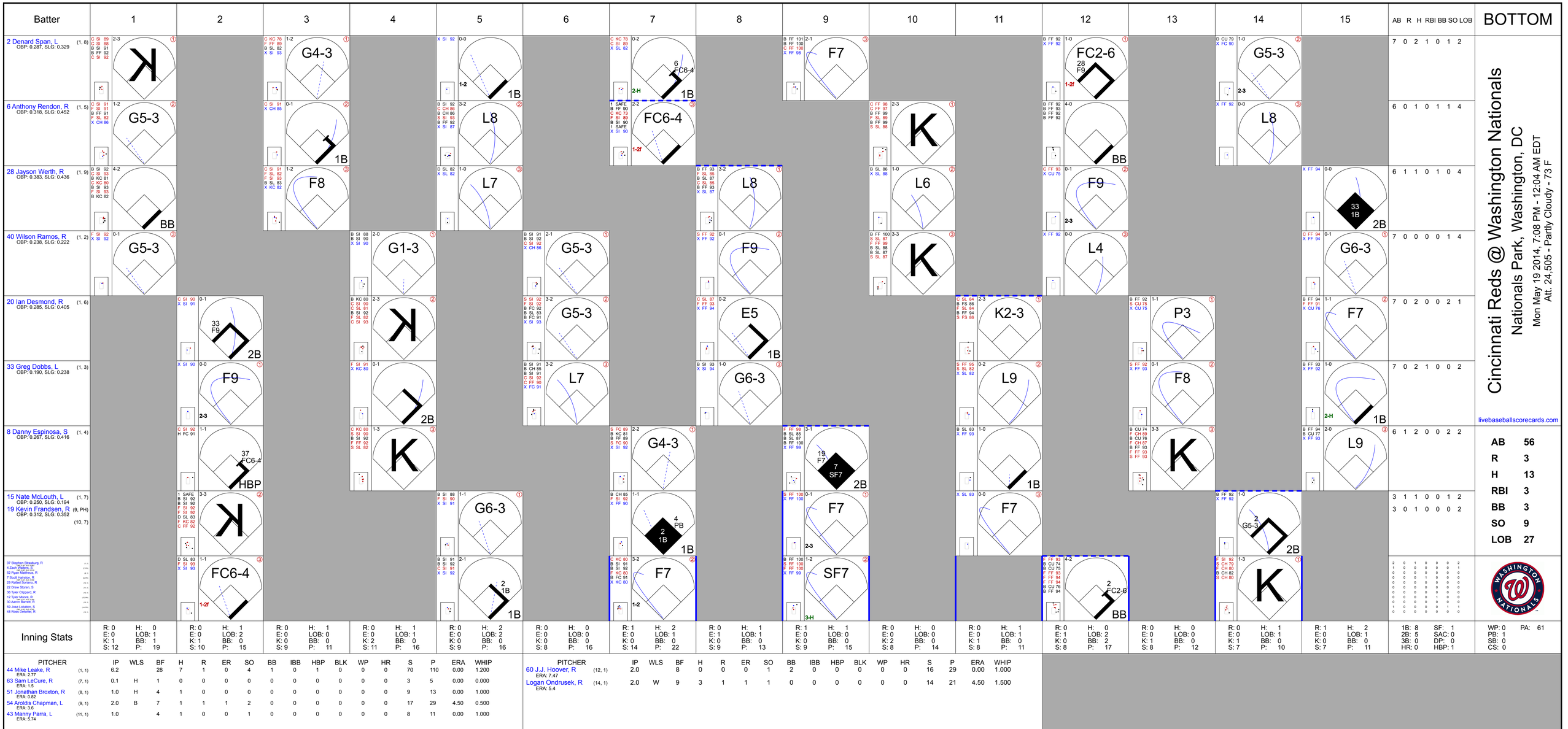
Batter
1
2
3
4
5
6
7
8
9
10
11
12
13
14
15
AB R H RBI BB SO LOB
BOTTOM
2 Denard Span, L (1, 8) OBP: 0.287, SLG: 0.329
6 Anthony Rendon, R (1, 5) OBP: 0.318, SLG: 0.452
28 Jayson Werth, R (1, 9) OBP: 0.383, SLG: 0.436
40 Wilson Ramos, R (1, 2) OBP: 0.238, SLG: 0.222
20 Ian Desmond, R (1, 6) OBP: 0.285, SLG: 0.405
33 Greg Dobbs, L (1, 3) OBP: 0.190, SLG: 0.238
8 Danny Espinosa, S (1, 4) OBP: 0.267, SLG: 0.416
15 Nate McLouth, L (1, 7) OBP: 0.250, SLG: 0.194
19 Kevin Frandsen, R (9, PH) OBP: 0.312, SLG: 0.352
(10, 7)
37 Stephen Strasburg, R
4 Zach Walters, S
52 Ryan Mattheus, R
7 Scott Hairston, R
29 Rafael Soriano, R
22 Drew Storen, S
36 Tyler Clippard, R
12 Tyler Moore, R
30 Aaron Barrett, R
59 Jose Lobaton, S
48 Ross Detwiler, R
Inning Stats
PITCHER IP WLS BF H R ER SO BB IBB HBP BLK WP HR S P ERA WHIP
44 Mike Leake, R (1, 1) ERA: 2.77 6.2 28 7 1 0 4 1 0 1 0 0 0 70 110 0.00 1.200
63 Sam LeCure, R (7, 1) ERA: 1.5 0.1 H 1 0 0 0 0 0 0 0 0 0 0 3 5 0.00 0.000
51 Jonathan Broxton, R (8, 1) ERA: 0.82 1.0 H 4 1 0 0 0 0 0 0 0 0 0 9 13 0.00 1.000
54 Aroldis Chapman, L (9, 1) ERA: 3.6 2.0 B 7 1 1 1 2 0 0 0 0 0 0 17 29 4.50 0.500
43 Manny Parra, L (11, 1) ERA: 5.74 1.0 4 1 0 0 1 0 0 0 0 0 0 8 11 0.00 1.000
PITCHER IP WLS BF H R ER SO BB IBB HBP BLK WP HR S P ERA WHIP
60 J.J. Hoover, R (12, 1) ERA: 7.47 2.0 8 0 0 0 1 2 0 0 0 0 0 0 16 29 0.00 1.000
Logan Ondrusek, R (14, 1) ERA: 5.4 2.0 W 9 3 1 1 1 0 0 0 0 0 0 0 14 21 4.50 1.500
1B: 8 SF: 1
2B: 5 SAC: 0
3B: 0 DP: 0
HR: 0 HBP: 1
WP: 0 PA: 61
PB: 1
SB: 0
CS: 0
Cincinnati Reds @ Washington Nationals
Nationals Park, Washington, DC
Mon May 19 2014, 7:08 PM - 12:04 AM EDT
Att. 24,505 - Partly Cloudy - 73 F
livebaseballscorecards.com
AB 56
R 3
H 13
RBI 3
BB 3
SO 9
LOB 27

Batter	1	2	3	4	5	6	7	8	9	AB	R	H	RBI	BB	SO	LOB
6 Billy Hamilton, S (1, 8) OBP: 0.297, SLG: 0.356	C SI 88 C SI 90 C SI 88 0-3 K	C CU 73 B FF 87 B SI 87 X CH 81 2-1 F8			L SI 89 X FC 86 0-1 L8		B CU 71 C CH 79 X SI 87 1-1 SF9 2-3 3-H		B SI 93 X FF 94 1-0 4 DI 2-H 1B	4	0	1	2	0	1	1
25 Skip Schumaker, L (1, 9) OBP: 0.280, SLG: 0.362 63 Sam LeCure, R (7, 1) 39 Devin Mesoraco, R (9, PH) OBP: 0.493, SLG: 0.770	X SI 89 0-0 21 1B 2B	B CH 80 B CH 81 F SI 89 C SI 89 S FC 85 2-3 K				B CU 71 T CH 80 B FC 84 X CH 80 2-1 G1-3	B CU 72 C CU 71 X CH 78 1-1 G3-1		B FF 94 F SI 94 F SI 94 F FS 83 B FS 84 C SI 92 2-3 K	4 0 1	1 0 0	1 0 0	0 0 0	0 0 0	1 0 1	1 0 1
4 Brandon Phillips, R (1, 4) OBP: 0.303, SLG: 0.394	X SI 88 0-0 G5-3	C SI 88 B SI 90 B CH 81 F SI 89 X CU 75 2-2 G1-3				F CU 73 B CH 81 F SI 87 B SI 88 F FC 82 X SI 89 2-2 29 G3 21 BB 1B		B FF 92 F SI 93 X SL 80 1-2 G6-3	S SL 81 X SI 94 0-1 G6-3 1-2	5	0	1	0	0	0	2
21 Todd Frazier, R (1, 3) OBP: 0.346, SLG: 0.491 (7, 5)	X SI 88 0-0 29 E 2-H 1B	C CH 80 B FC 82 F SI 90 B CU 74 F SI 90 F SI 89 B CH 84 F CU 74 S SI 90 3-3 K				1 SAFE B CU 70 B SI 85 B FC 82 C SI 87 1 SAFE 1 SAFE B SI 86 4-1 29 G3 1-2 BB		B FF 94 B FF 94 B SI 92 B FF 93 4-0 BB		2	0	1	1	2	1	0
29 Brayan Peña, S (1, 2) OBP: 0.278, SLG: 0.402	C CH 80 X CH 80 0-1 E4 1-3			B SI 87 X CH 79 1-0 G1-4-3		X CH 81 0-0 G3 1-2 2-3		B FF 94 C FF 92 X SI 90 1-1 F9		4	0	0	0	0	0	4
28 Chris Heisey, R (1, 7) OBP: 0.297, SLG: 0.337 45 Sean Marshall, L (6, 1) 50 Neftali Soto, R (7, 3) OBP: 0.103, SLG: 0.143	L SI 89 B SI 89 F CH 80 B FC 86 B SI 91 S CU 74 3-3 K			F SI 87 S CU 73 C FF 88 0-3 K		B CU 71 S CU 72 B FF 88 X CU 73 2-1 G5-3		B SI 92 F SI 92 F FF 93 F SL 80 F SL 80 B FF 95 X SI 93 2-2 G3		3 0 1	0 0 0	0 0 0	0 0 0	0 0 0	2 0 1	4 0 1
2 Zack Cozart, R (1, 6) OBP: 0.255, SLG: 0.297		C SI 88 X FC 86 0-1 L8		C CH 81 C FC 81 B SI 89 B CH 82 X SI 89 2-2 G6-3			C SI 84 B CH 78 T SI 86 B SI 86 F CU 72 X SI 87 2-2 15 2B 6 SF9 1B		F FF 93 X SI 92 0-1 7 WP 15 G3 2B	4	2	2	0	0	0	0
7 Ramon Santiago, S (1, 5) OBP: 0.303, SLG: 0.241 (7, 7)		F SI 88 X SI 89 0-1 47 SH2-4 1B			C CH 80 F SI 87 B FC 84 F CU 72 F FF 88 F CU 74 B CH 80 X CH 81 2-2 G4-3		B SI 86 S CH 80 B FC 81 X SI 86 2-1 F8		C FF 93 F CH 85 B SL 80 H FF 95 2-2 15 G3 6 1B 2-3 HBP	3	1	1	0	0	0	1
47 Johnny Cueto, R (1, 1) OBP: 0.167, SLG: 0.167 15 Roger Bernadina, L (6, 7) OBP: 0.300, SLG: 0.195 (7, 9)		C FF 87 L SI 87 X FC 85 0-2 SH2-4 1-2			B SI 88 B SI 88 C SI 87 X SI 88 2-1 G3-1		F SI 88 D CH 80 B CH 78 F FC 83 X SI 88 2-2 6 SF9 1-3 2B		D FF 93 B FF 94 F FF 94 F SI 92 F SI 94 X SI 94 2-2 G3 1-2 3-H	1 2	0 0	0 1	0 1	0 0	0 0	0 1
Inning Stats	R: 1 E: 1 K: 2 S: 11 H: 2 LOB: 2 BB: 0 P: 14	R: 0 E: 0 K: 0 S: 9 H: 1 LOB: 1 BB: 0 P: 11	R: 0 E: 0 K: 2 S: 12 H: 0 LOB: 0 BB: 0 P: 19	R: 0 E: 0 K: 1 S: 7 H: 0 LOB: 0 BB: 0 P: 10	R: 0 E: 0 K: 0 S: 10 H: 0 LOB: 0 BB: 0 P: 14	R: 0 E: 0 K: 0 S: 10 H: 1 LOB: 2 BB: 1 P: 20	R: 1 E: 0 K: 0 S: 13 H: 2 LOB: 1 BB: 0 P: 21	R: 0 E: 0 K: 0 S: 10 H: 0 LOB: 1 BB: 1 P: 18	R: 2 E: 0 K: 1 S: 15 H: 2 LOB: 1 BB: 0 P: 22	1B: 5 2B: 3 3B: 0 HR: 0 SF: 1 SAC: 1 DP: 0 HBP: 1						

TOP

Cincinnati Reds @ Washington Nationals

Nationals Park, Washington, DC

Tue May 20 2014, 7:06 PM - 10:08 PM EDT

Att. 26,455 - Partly Cloudy - 73 F

livebaseballscorecards.com

AB	34
R	4
H	8
RBI	4
BB	2
SO	6
LOB	16

PITCHER		IP	WLS	BF	H	R	ER	SO	BB	IBB	HBP	BLK	WP	HR	S	P	ERA	WHIP
58 Doug Fister, R ERA: 3.93	(1, 1)	7.0	W	29	6	2	2	5	1	0	0	0	0	0	72	109	2.57	1.000
48 Ross Detwiler, L ERA: 5.06	(8, 1)	1.1		8	2	2	2	0	1	0	1	0	1	0	19	32	13.50	2.250
52 Ryan Mattheus, R ERA:	(9, 1)	0.2		2	0	0	0	1	0	0	0	0	0	0	6	8	0.00	0.000

PITCHER	IP	WLS	BF	H	R	ER	SO	BB	IBB	HBP	BLK	WP	HR	S	P	ERA	WHIP

BOTTOM

Cincinnati Reds @ Washington Nationals

Nationals Park, Washington, DC

Tue May 20 2014, 7:06 PM - 10:08 PM EDT

Att. 26,455 - Partly Cloudy - 73 F

livebaseballscorecards.com

Batter	1	2	3	4	5	6	7	8	9	AB	R	H	RBI	BB	SO	LOB
2 Denard Span, L (1, 8) OBP: 0.308, SLG: 0.363	X SI 92 0-0 1B		B SI 94 L CH 83 B FF 92 X CH 84 2-1 E5 6 SF8 1-H 1B			6 E 6 S 28 1B 1B B SL 82 X SL 83 1-0 2-H 3-H 2B		B SI 87 C KC 71 B SI 87 X FF 88 2-1 6 G6-3 2B		5	2	5	2	0	0	0
6 Anthony Rendon, R (1, 5) OBP: 0.315, SLG: 0.444	B SI 93 B FC 87 B SI 91 C FF 92 1 SAFE X SI 93 3-1 ① F9		X FF 91 0-0 ② SF8 3-H			1 SAFE S SL 94 1 SAFE X SI 85 3-0 28 1B 12 1B 1-3 HBP B SI 86 C SI 87 R SI 87 S SL 83 F CU 74 X SI 84 2-2 ③ G6-3		B FF 89 X FF 88 1-0 ② G6-3 2-3		3	1	0	1	0	0	3
28 Jayson Werth, R (1, 9) OBP: 0.378, SLG: 0.429	B FF 94 B FF 94 B SL 86 X SI 94 3-0 ② F8		C SI 96 B SI 96 B FC 88 B CH 84 F SI 96 F FF 91 F FF 97 F CH 86 F CU 77 3-2 X SI 86 ③ L8			F SI 95 B SI 95 B SI 94 1 SAFE F FF 95 B CH 85 X FF 96 3-2 12 1B 8 1B 1-2 3-H 1B	C CU 72 B CU 69 B SL 81 F CU 72 F SL 85 F CU 73 C CU 70 3-3 ①	C SI 87 C SI 88 B SI 89 B KC 74 F KC 74 X CH 81 3-2 ③ G5-3		5	1	1	1	0	1	2
20 Ian Desmond, R (1, 6) OBP: 0.279, SLG: 0.395 15 Nate McLouth, L (8, 7) OBP: 0.250, SLG: 0.194	B SI 93 F SI 89 1 SAFE F FF 94 B SI 94 B FC 89 S CH 85 3-3 ③ K			F SI 93 B SL 85 X FC 86 1-1 ① G1-3		F SL 85 B SI 95 B SI 95 F SI 95 S FF 95 2-3 ① K	B SL 79 B CU 69 S SL 80 X FF 86 2-1 E9 19 G1-3			4	0	0	0	0	2	3
										0	0	0	0	0	0	0
12 Tyler Moore, R (1, 3)		C SL 85 B FF 92 F CH 84 C FF 95 1-3 ① K		X SL 86 0-0 ② G6-3		B SI 96 X SI 90 1-0 19 HBP 8 1B 1-3 2-H 1B	B SL 80 B SI 84 B CU 71 C SI 85 B CU 71 4-1 19 G1-3 BB			3	1	1	1	1	1	0
19 Kevin Frandsen, R (1, 7) OBP: 0.309, SLG: 0.338 48 Ross Detwiler, R (8, 1) 52 Ryan Mattheus, R (9, 1)		X SI 93 0-0 ② G6-3		B SL 82 B FC 87 C CH 84 F FF 91 X FF 94 2-2 ③ G1-3		T SI 92 S SI 95 B FF 96 F FF 94 H FC 90 2-2 8 1B 59 1B 1-2 HBP	B SL 82 C CU 72 X SI 86 1-1 ② G1-3 1-2 2-3			3	1	0	0	0	0	2
										0	0	0	0	0	0	0
										0	0	0	0	0	0	0
8 Danny Espinosa, S (1, 4) OBP: 0.273, SLG: 0.414		X SI 92 0-0 ③ B1			B SL 83 F SI 90 F SL 81 S FF 96 1-3 ① K	X CH 83 0-0 58 SH2-3 59 1B 2 2B 1-3 2-H 3-H 1B	D CU 71 B SL 80 B SL 80 B FF 85 4-0 BB			3	1	1	2	1	1	0
59 Jose Lobaton, S (1, 2) OBP: 0.304, SLG: 0.345			C FF 88 B FF 93 F CH 84 B FC 89 B SI 93 C FC 89 3-3 ① K		F FC 90 B FC 90 S CH 85 X FF 96 1-2 ② G3	1 SAFE B SL 84 C FF 87 F CU 75 F CU 74 X SI 89 1-2 58 SH2-3 2 2B 1-2 3-H 1B	C CH 80 C KC 72 C SI 89 0-3 ③ K			4	1	1	1	0	2	3
58 Doug Fister, L (1, 1) 4 Zach Walters, S (8, 6) OBP: 0.258, SLG: 0.500			B CH 84 B FC 90 C FF 92 X FC 89 2-1 E3 2 1B 2 E		C FF 91 B CH 88 C FC 88 S FF 96 1-3 ③ K	X FF 87 0-0 ② SH2-3 1-2 2-3		C KC 70 S KC 73 C SI 87 0-3 ① K		2	1	0	0	0	1	0
										1	0	0	0	0	1	0

Inning Stats	1	2	3	4	5	6	7	8	9
	R: 0 E: 0 K: 1 S: 7 H: 1 LOB: 1 BB: 0 P: 16	R: 0 E: 0 K: 1 S: 5 H: 0 LOB: 0 BB: 0 P: 6	R: 2 E: 2 K: 1 S: 15 H: 1 LOB: 0 BB: 0 P: 25	R: 0 E: 0 K: 0 S: 6 H: 0 LOB: 0 BB: 0 P: 9	R: 0 E: 0 K: 2 S: 9 H: 0 LOB: 0 BB: 0 P: 12	R: 7 E: 0 K: 1 S: 23 H: 6 LOB: 1 BB: 0 P: 40	R: 0 E: 1 K: 2 S: 13 H: 0 LOB: 3 BB: 2 P: 27	R: 0 E: 0 K: 1 S: 10 H: 1 LOB: 1 BB: 0 P: 16	

	AB	R	H	RBI	BB	SO	LOB
	33	9	9	8	2	9	13

1B: 7 SF: 1
2B: 2 SAC: 1
3B: 0 DP: 0
HR: 0 HBP: 2

WP: 0 PA: 39
PB: 0
SB: 1
CS: 0

PITCHER		IP	WLS	BF	H	R	ER	SO	BB	IBB	HBP	BLK	WP	HR	S	P	ERA	WHIP
47 Johnny Cueto, R ERA: 1.86	(1, 1)	5.1	L	25	6	8	6	6	0	0	2	0	0	0	55	94	10.12	1.125
45 Sean Marshall, L ERA: 11.25	(6, 1)	1.1		9	2	1	1	1	2	0	0	0	0	0	20	38	6.75	3.000
63 Sam LeCure, R ERA: 1.4	(7, 1)	1.1		5	1	0	0	2	0	0	0	0	0	0	13	19	0.00	0.750

PITCHER	IP	WLS	BF	H	R	ER	SO	BB	IBB	HBP	BLK	WP	HR	S	P	ERA	WHIP

Cincinnati Reds @ Washington Nationals

Nationals Park, Washington, DC

Wed May 21 2014, 4:07 PM - 7:59 PM EDT

Att. 28,944 - Overcast - 78 F

TOP

livebaseballscorecards.com

Batter	1	2	3	4	5	6	7	8	9	AB	R	H	RBI	BB	SO	LOB
6 Billy Hamilton, S (1, 8) OBP: 0.293, SLG: 0.350	B SI 90 B SI 90 B SI 91 C SI 90 X SI 90 3-1 F7 ①		F SI 92 X SI 92 0-1 B5-3 ③		C SI 91 B SI 91 X SI 91 1-1 F7 ①		X SI 91 0-0 G4-3 ①		X SI 91 0-0 2 1B 1B	5	0	1	0	0	0	1
2 Zack Cozart, R (1, 6) OBP: 0.266, SLG: 0.313	C SI 92 B SL 83 B SI 92 X SI 91 2-1 G6-3 ②			B SI 91 X SI 91 1-0 4 1B 2B	D SL 84 X SI 92 1-0 G1-3 ②		C SI 92 S FC 85 B SI 93 X SI 92 1-2 39 S 1B		X SI 92 0-0 1-2 1B	5	1	3	0	0	0	1
4 Brandon Phillips, R (1, 4) OBP: 0.305, SLG: 0.394	C SI 92 F SL 83 S CU 74 0-3 K ③			X SL 83 0-0 21 F8 39 E 29 1B 2-H 1B	F SI 92 B SI 92 S CU 75 F SI 92 X SI 93 1-2 39 FC6-4 2-3 1B		C FC 85 F SI 91 X KC 78 0-2 F8 ②		X CH 86 0-0 G5-3 ③	5	1	2	1	0	1	3
39 Devin Mesoraco, R (1, 2) OBP: 0.466, SLG: 0.723		B SI 89 X SL 81 1-0 F9 ①		C SI 91 S CU 73 1 SAFE 1 SAFE 1 SAFE D SL 83 X SL 84 1-2 FC5 29 1B 1-2	S SL 84 B CU 74 C SL 84 D CU 73 X SL 84 2-2 FC6-4 ③ 1-2f		1 SAFE S FC 85 S KC 80 F KC 79 1 SAFE B SI 91 S KC 79 1-3 K ③ 1-2			4	0	0	0	0	1	4
21 Todd Frazier, R (1, 5) OBP: 0.350, SLG: 0.484		B SI 92 B SI 92 B SI 92 C SI 93 B SL 83 4-1 29 G4-3 29 S BB		C SI 93 B SI 92 F CU 74 X CU 73 1-2 F8 ① 2-3		B SL 82 F SL 83 B B S F B 4-2 28 CS 29 G4-3 BB		C CU 75 F FF 92 B FS 81 C CH 79 1-3 K ①		2	0	0	0	2	1	2
29 Brayan Peña, S (1, 3) OBP: 0.287, SLG: 0.400 50 Neftali Soto, R (9, 3) OBP: 0.103, SLG: 0.143		B SI 90 1 SAFE F SI 90 B SI 91 1 SAFE C SI 91 F CU 74 X CH 82 2-2 G4-3 ② 1-3		X SI 92 0-0 1-2 3-H 1B		X CU 73 0-0 G4-3 ① 1-2		B CU 75 F CH 80 F FF 91 B FS 80 F FF 91 B FF 92 F FF 90 B CH 80 4-2 15 CS BB		3 0	0 0	1 0	1 0	1 0	0 0	2 0
28 Chris Heisey, R (1, 7) OBP: 0.295, SLG: 0.333		F SL 82 F SL 84 F SI 92 C SL 84 0-3 K ③		X SI 91 0-0 F7 ②		B SI 92 B SI 89 B SI 89 C SI 90 X SI 88 3-1 15 BB 2-3 1B		L FF 91 S CH 80 F FF 91 X CH 81 0-2 P2 ②		4	0	1	0	0	1	4
15 Roger Bernadina, L (1, 9) OBP: 0.296, SLG: 0.182			B SI 91 B X SI 91 2-0 G3 ①	B CU 72 X SI 92 1-0 F9 ③		C SI 88 S CU 72 1 SAFE D CU 72 D CU 72 1 SAFE B SI 90 B CU 72 4-2 1-2 BB		C CU 76 F FF 92 B FF 92 1-2 CS ③ 1-2	C SI 92 B SL 87 L SL 86 B CU 74 C CU 74 2-3 K ①	3	0	0	0	1	1	2
31 Alfredo Simon, R (1, 1) OBP: 0.105, SLG: 0.158 51 Jonathan Broxton, R (8, 1) 25 Skip Schumaker, L (9, PH) OBP: 0.275, SLG: 0.354 54 Aroldis Chapman, L (9, 1)			C SI 91 X SI 91 0-1 G3-1 ②	X SI 90 0-0 4 1B 2B	S SL 91 X SL 82 0-1 G2-3 ③			C CU 74 B SL 87 B SI 91 X SI 90 2-1 F7 ②	3 0 0 1 0	0 0 0 0 0	1 0 0 0 0	0 0 0 0 0	0 0 0 0 0	0 0 0 0 0	2 0 0 0 0

Inning Stats	1	2	3	4	5	6	7	8	9
	R: 0 E: 0 K: 1 S: 7	H: 0 LOB: 0 BB: 0 P: 12	R: 0 E: 0 K: 1 S: 10	H: 0 LOB: 1 BB: 1 P: 17	R: 0 E: 0 K: 0 S: 5	H: 0 LOB: 0 BB: 0 P: 7	R: 2 E: 1 K: 0 S: 11	H: 3 LOB: 2 BB: 0 P: 15	R: 0 E: 0 K: 0 S: 11	H: 2 LOB: 2 BB: 0 P: 16	R: 0 E: 0 K: 0 S: 10	H: 1 LOB: 2 BB: 2 P: 21	R: 0 E: 0 K: 1 S: 11	H: 1 LOB: 1 BB: 0 P: 13	R: 0 E: 0 K: 1 S: 13	H: 0 LOB: 0 BB: 1 P: 19	R: 0 E: 0 K: 1 S: 8	H: 2 LOB: 2 BB: 0 P: 12

| | | |

Batter	1	2	3	4	5	6	7	8	9	AB	R	H	RBI	BB	SO	LOB
2 Denard Span, L (1, 8) OBP: 0.313, SLG: 0.384	C SI 92 X FC 86 0-1 HR		C SI 93 B SI 94 X SI 94 1-1 ① G4-3		C SI 93 B SI 94 F SI 94 X CU 77 1-2 ② G1-3 1-2			X SI 92 0-0 28 L9 19 SH1-3 1B		4	1	2	1	0	0	1
19 Kevin Frandsen, R (1, 5) OBP: 0.298, SLG: 0.325	B FF 92 F FF 92 F SI 92 B FC 88 F FC 87 B X SI 92 3-2 ① G6-3		X FC 86 0-0 ② G5-3		C FC 88 B SI 95 B CU 78 X FC 89 2-1 ③ F7			X FF 90 0-0 ① SH1-3 1-2		3	0	0	0	0	0	1
28 Jayson Werth, R (1, 9) OBP: 0.371, SLG: 0.420	C FF 94 F SI 93 F FS 81 B FC 88 T CU 80 1-2 ② K		C SI 93 C CU 79 B FC 87 B SI 95 S CU 80 2-3 ③ K			X FF 92 0-0 ① F8		C FF 94 X SI 94 0-1 ② L9 2-3		4	0	0	0	0	2	1
40 Wilson Ramos, R (1, 2) OBP: 0.217, SLG: 0.200	B FF 93 X SI 94 1-0 ③ P4			C FF 94 C CU 79 F CU 77 S FS 88 0-3 ① K		X FF 94 0-0 ② G4-3		B FF 93 S FF 93 F FF 94 B FF 95 T FF 94 2-2 ③ K		4	0	0	0	0	2	1
20 Ian Desmond, R (1, 6) OBP: 0.278, SLG: 0.392		B SI 93 F FC 85 X FC 87 1-1 ① 15 BB 12 1B 1B		B FF 95 C FF 94 X CU 80 1-1 ② G6-3		C FF 94 B FC 88 X FC 88 1-1 ③ P4			C FF 99 B SL 89 X FF 100 1-1 ① P4	4	0	1	0	0	0	0
12 Tyler Moore, R (1, 3) OBP: 0.299, SLG: 0.383		C SI 93 X SI 92 0-1 15 BB 1-2 1B		H CU 79 1-0 HBP			C SI 92 C CU 77 F FS 88 F SI 93 B CU 80 B SI 93 S FC 87 2-3 ① K		B FF 100 F FF 99 B CH 87 S FF 100 S SL 89 2-3 ② K	3	0	1	0	0	2	0
8 Danny Espinosa, S (1, 4) OBP: 0.266, SLG: 0.403		F SI 94 B SI 94 B FS 83 B SI 93 F SI 94 F F SI 94 2 SAFE X FS 87 3-2 ① F6		C SI 95 B FC 87 F FS 83 B FS 83 C EP 77 2-3 ③ K			B EP 78 B EP 68 B SI 92 C SI 92 S SI 93 S SI 95 3-3 ② K		B CH 86 C CH 87 F SL 90 B FF 103 C FF 100 2-3 ③ K	4	0	0	0	0	3	3
15 Nate McLouth, L (1, 7) OBP: 0.264, SLG: 0.203		B SI 93 T SI 93 B SI 94 B SI 94 D FS 82 4-1 57 G4-6-3 1-2 2-3 BB			C SI 94 X SI 95 0-1 ① F8		B SI 94 X SI 94 1-0 1B			2	0	1	0	1	0	0
57 Tanner Roark, R (1, 1) OBP: 0.214, SLG: 0.214 35 Craig Stammen, R (7, 1) OBP: 0.333, SLG: 0.667 33 Greg Dobbs, L (7, PH) OBP: 0.182, SLG: 0.227 36 Tyler Clippard, R (8, 1) 13 Jerry Blevins, L (9, 1)		C SI 93 F SI 94 B X SI 94 1-2 ②③ G4-6-3 1-2f			C SI 95 B FC 85 X SI 95 1-1 2 G1-3 1B		X SI 93 0-0 ③ L9			2 0 1 0 0	0 0 0 0 0	1 0 0 0 0	0 0 0 0 0	0 0 0 0 0	0 0 0 0 0	3 0 1 0 0
Inning Stats	R: 1 H: 1 E: 0 LOB: 0 K: 1 BB: 0 S: 11 P: 16	R: 0 H: 2 E: 0 LOB: 2 K: 0 BB: 1 S: 13 P: 22	R: 0 H: 0 E: 0 LOB: 0 K: 1 BB: 0 S: 6 P: 9	R: 0 H: 0 E: 0 LOB: 1 K: 2 BB: 0 S: 9 P: 13	R: 0 H: 1 E: 0 LOB: 1 K: 0 BB: 0 S: 9 P: 13	R: 0 H: 0 E: 0 LOB: 0 K: 0 BB: 0 S: 4 P: 5	R: 0 H: 1 E: 0 LOB: 1 K: 2 BB: 0 S: 10 P: 16	R: 0 H: 1 E: 0 LOB: 1 K: 1 BB: 0 S: 7 P: 9	R: 0 H: 0 E: 0 LOB: 0 K: 2 BB: 0 S: 8 P: 13	1B: 5 SF: 0 2B: 0 SAC: 1 3B: 0 DP: 1 HR: 1 HBP: 1						WP: 0 PA: 34 PB: 0 SB: 0 CS: 0

PITCHER		IP	WLS	BF	H	R	ER	SO	BB	IBB	HBP	BLK	WP	HR	S	P	ERA	WHIP
31 Alfredo Simon, R ERA: 2.31	(1, 1)	7.0	W	27	5	1	1	6	1	0	1	0	0	1	62	94	1.29	0.857
51 Jonathan Broxton, R ERA: 0.75	(8, 1)	1.0	H	4	1	0	0	1	0	0	0	0	0	0	7	9	0.00	1.000
54 Aroldis Chapman, L ERA: 3.0	(9, 1)	1.0	S	3	0	0	0	2	0	0	0	0	0	0	8	13	0.00	0.000

PITCHER	IP	WLS	BF	H	R	ER	SO	BB	IBB	HBP	BLK	WP	HR	S	P	ERA	WHIP

BOTTOM

Cincinnati Reds @ Washington Nationals

Nationals Park, Washington, DC

Wed May 21 2014, 4:07 PM - 7:59 PM EDT

Att. 28,944 - Overcast - 78 F

livebaseballscorecards.com

AB	31
R	1
H	6
RBI	1
BB	1
SO	9
LOB	11

Washington Nationals @ Pittsburgh Pirates

PNC Park, Pittsburgh, PA

Thu May 22 2014, 7:09 PM - 10:21 PM EDT

Att. 23,468 - Partly Cloudy - 71 F

livebaseballscorecards.com

TOP

Batter	1	2	3	4	5	6	7	8	9	AB	R	H	RBI	BB	SO	LOB
2 Denard Span, L (1, 8) OBP: 0.315, SLG: 0.377	B SI 93 C SI 92 C CH 83 X KC 80 1-2 G6-3 ①		C KC 80 F FF 94 B FF 94 F KC 80 B CH 85 F SI 94 D KC 80 B FF 94 4-2 28 L8 6 FC6-5 1-2 BB		C KC 76 B CH 82 B CH 82 L SI 92 F KC 77 F KC 77 X SI 94 2-2 P5 ①			F SI 93 X SI 94 0-1 G6-3 ①	C FC 91 B FC 90 B KC 80 S FC 91 D KC 81 B FC 90 4-2 1-2 BB	3	0	0	0	2	0	0
6 Anthony Rendon, R (1, 5) OBP: 0.307, SLG: 0.432	C SI 94 F SI 93 X KC 80 0-2 G6-3 ②		B SI 93 C KC 81 C KC 80 F KC 81 X SI 94 1-2 FC6-5 ① 1-2 2-3f		X FF 93 0-0 G6-3 ②			F SI 94 B CH 85 C CH 85 T SI 93 1-2 K ②	S FC 91 C KC 81 B FF 92 D KC 82 X KC 81 2-2 L8 ③	5	0	0	0	0	1	4
28 Jayson Werth, R (1, 9) OBP: 0.368, SLG: 0.412	C SI 94 S SI 93 T FF 95 0-2 K ③		C KC 82 X SI 94 0-1 L8 ② 2-3		X FF 94 0-0 F9 ③			B CH 86 B CH 86 C CH 85 B SI 94 B CH 86 4-1 20 BB 40 1B BB		3	0	0	0	1	1	2
40 Wilson Ramos, R (1, 2) OBP: 0.240, SLG: 0.227		B FF 92 F SI 92 C SI 93 B FF 94 B CH 85 F SI 93 X SI 94 3-2 12 E/ 1B	B KC 82 S CH 84 X CH 85 1-1 G5-3 ③		X SI 92 0-0 L9 ①			X SI 94 0-0 20 BB 1-2 1B		4	0	2	0	0	0	2
20 Ian Desmond, R (1, 6) OBP: 0.283, SLG: 0.408		C FF 94 D KC 78 B CH 83 S FF 93 B SI 93 C FF 94 3-3 K ①	B KC 78 B SI 91 X SI 91 2-0 HR		B SI 92 C CH 83 S KC 80 S KC 80 1-3 K ②			F SI 95 B SI 95 B SI 95 B CH 85 F SI 95 F SI 95 B SI 94 4-2 1-2 2-3 BB		3	1	1	1	1	2	1
12 Tyler Moore, R (1, 3) OBP: 0.286, SLG: 0.365 30 Aaron Barrett, R (6, 1) 7 Scott Hairston, R (8, PH) OBP: 0.400, SLG: 0.526 48 Ross Detwiler, R (8, 1)		B KC 79 C KC 79 F FF 94 X KC 81 1-2 FC5 1-2	B SI 92 B CH 82 X SI 92 2-0 G4-3 ①		C KC 80 C KC 79 B CH 85 S KC 80 1-3 K ③			S SI 94 B SI 95 X SI 94 1-1 P6 ③		3 0 1 0	0 0 0 0	0 0 0 0	0 0 0 0	0 0 0 0	1 0 0 0	1 0 3 0
8 Danny Espinosa, S (1, 4) OBP: 0.266, SLG: 0.395		C CH 85 B FF 95 X SI 93 1-1 L9 ②	C KC 78 B KC 77 F CH 83 B KC 78 F FF 93 X SI 92 2-2 G3 ②				C SI 91 S CH 82 F CH 81 B SI 89 B SL 82 S CH 81 2-3 K ①		B FC 91 B FC 90 B FC 92 B FC 91 4-0 15 FC1-6 BB	3	0	0	0	1	1	2
15 Nate McLouth, L (1, 7) OBP: 0.275, SLG: 0.231		B SI 93 B CH 85 X CH 84 2-0 G3 ③	C FF 93 C KC 79 F KC 80 B FF 93 X SI 93 1-2 2B				X CH 84 0-0 19 G6-4-3 1B		C FC 91 X FC 92 0-1 FC1-6 2 PB ① 1-2f	4	0	2	0	0	0	3
64 Blake Treinen, R (1, 1) OBP: 0.400, SLG: 0.250 19 Kevin Frandsen, R (6, 3) OBP: 0.294, SLG: 0.321 33 Greg Dobbs, L (9, PH) OBP: 0.174, SLG: 0.217			B FF 91 B SI 92 C SI 91 B SI 92 C SI 91 F SI 93 B FF 93 4-2 6 FC6-5 2 BB BB	B SI 92 B SI 93 C SI 92 S SI 93 X FF 95 2-2 G6-3 ③			1 SAFE 1 SAFE D CH 82 F CH 82 1 SAFE X SI 90 1-1 G6-4-3 ②③ 1-2f		F FC 90 B FF 93 S FC 91 B FF 93 F FC 92 S KC 82 2-3 K ②	1 1 1	0 0 0	0 0 0	0 0 0	1 0 1	0 0 0	1 1 1
Inning Stats	R: 0 E: 0 K: 1 S: 9 H: 0 LOB: 0 BB: 0 P: 10	R: 0 E: 1 K: 1 S: 13 H: 1 LOB: 2 BB: 0 P: 23	R: 0 E: 0 K: 0 S: 15 H: 0 LOB: 2 BB: 2 P: 25	R: 1 E: 0 K: 0 S: 13 H: 2 LOB: 1 BB: 0 P: 22	R: 0 E: 0 K: 0 S: 7 H: 0 LOB: 0 BB: 0 P: 9	R: 0 E: 0 K: 2 S: 7 H: 0 LOB: 0 BB: 0 P: 9	R: 0 E: 0 K: 1 S: 7 H: 1 LOB: 0 BB: 0 P: 10	R: 0 E: 0 K: 1 S: 12 H: 1 LOB: 3 BB: 2 P: 22	R: 0 E: 0 K: 1 S: 11 H: 0 LOB: 2 BB: 2 P: 23	1B: 3 2B: 1 3B: 0 HR: 1 SF: 0 SAC: 0 DP: 1 HBP: 0						WP: 0 PB: 1 SB: 0 CS: 0 PA: 38	

	AB	32
	R	1
	H	5
	RBI	1
	BB	6
	SO	7
	LOB	21

PITCHER	IP	WLS	BF	H	R	ER	SO	BB	IBB	HBP	BLK	WP	HR	S	P	ERA	WHIP
36 Edinson Volquez, R (1, 1) ERA: 4.37	6.0	W	24	3	1	1	4	2	0	0	0	0	1	64	98	1.50	0.833
30 Jeanmar Gómez, R (7, 1) ERA: 4.32	1.0	H	3	1	0	0	1	0	0	0	0	0	0	7	10	0.00	1.000
44 Tony Watson, L (8, 1) ERA: 1.21	1.0	H	6	1	0	0	1	2	0	0	0	0	0	12	22	0.00	3.000
35 Mark Melancon, R (9, 1) ERA: 2.05	1.0	S	5	0	0	0	1	2	0	0	0	0	0	11	23	0.00	2.000

PITCHER	IP	WLS	BF	H	R	ER	SO	BB	IBB	HBP	BLK	WP	HR	S	P	ERA	WHIP

Batter	1	2	3	4	5	6	7	8	9	AB	R	H	RBI	BB	SO	LOB
5 Josh Harrison, R (1, 9) OBP: 0.347, SLG: 0.507	C SI 96 S FF 97 B FF 97 X SL 84 1-2 G6-3		B SI 94 X FF 94 1-0 22 HBP 18 BB 1-2 1B		B SI 94 B FF 92 B SI 92 B SI 93 4-0 18 F8 22 1B BB	B SL 85 B SL 84 X FF 94 2-0 FC6-4 1-2f		B FF 95 X SI 94 1-0 18 FC6-4 2-H 1B		4	1	2	1	1	0	2
18 Neil Walker, S (1, 4) OBP: 0.340, SLG: 0.453	C SI 97 B FF 96 F SI 96 F CH 87 B FF 97 F SI 98 B SL 81 X SI 95 3-2 G4-3		B SI 95 F SI 94 B FF 94 B SI 92 B SI 95 4-1 22 HBP 1-2 2-3 BB		C SI 92 1 SAFE X SI 93 0-1 F8 1-2		C FF 94 F SI 94 B FF 95 F SL 85 X CH 86 1-2 22 BB 1B	B SI 94 1 SAFE X FF 93 1-0 FC6-4 1-2f		4	0	1	0	1	0	2
22 Andrew McCutchen, R (1, 8) OBP: 0.442, SLG: 0.488	C FF 96 B CH 86 C CH 85 B FF 97 F SL 84 X SI 97 2-2 L1-3		H SL 81 1-0 1-2 2-3 3-H HBP		X SI 94 0-0 24 S 2-H 1B		B SI 93 D SL 84 B SI 93 F SI 93 C SI 94 D SL 86 4-2 1-2 BB			2	0	1	2	1	0	0
24 Pedro Alvarez, L (1, 5) OBP: 0.306, SLG: 0.365		C SI 95 X SI 96 0-1 F8	X CH 85 0-0 F8		F SI 93 1 SAFE 1 SAFE B FF 93 F CH 85 T CH 88 1-2 K 1-2		C CH 85 B SL 84 X CH 86 1-1 F3			4	0	0	0	0	1	6
6 Starling Marte, R (1, 7) OBP: 0.326, SLG: 0.409		C FF 96 X SI 96 0-1 G4-3		B FF 94 F SI 95 F SI 96 B SL 79 S SL 79 2-3 K	F SI 95 X SL 82 0-1 F9		S SL 85 S SL 84 F SL 86 S SL 86 0-3 K			4	0	0	0	0	2	3
15 Ike Davis, L (1, 3) OBP: 0.379, SLG: 0.411		C SI 96 X CH 86 0-1 G3-1		S CH 85 F SI 95 X CH 85 0-2 10 G5-3 1B		C CH 83 B CH 86 B SI 96 F SI 93 F CH 86 B SI 94 X SI 92 3-2 G1-4-3	X CH 88 0-0 L3			4	0	1	0	0	0	2
10 Jordy Mercer, R (1, 6) OBP: 0.246, SLG: 0.285			B FF 95 C FF 95 F SI 96 F SL 82 F SI 94 F SL 82 X SI 94 1-2 G6-3	F SI 94 B FF 95 F SI 94 X SI 93 1-2 G5-3 1-2	F SI 94 C SL 82 B SL 80 S SI 93 1-3 K			C FF 94 B SI 94 B SL 77 X SI 93 2-1 P6		4	0	0	0	0	1	1
19 Chris Stewart, R (1, 2) OBP: 0.333, SLG: 0.286			C SI 94 X SI 96 0-1 L6	I IN 74 I IN 74 I IN 76 I IN 75 4-0 IBB	B SI 93 B FF 94 B SI 94 C SI 92 C SI 94 B SI 94 4-2 23 E 23 1B BB			C FF 94 B FF 94 C SI 93 X SL 78 1-2 5 1B 2B		2	1	1	0	2	0	0
36 Edinson Volquez, R (1, 1) 23 Travis Snider, L (6, PH) OBP: 0.303, SLG: 0.330 30 Jeanmar Gomez, R (7, 1) 44 Tony Watson, L (8, 1) 17 Gaby Sanchez, R (8, PH) OBP: 0.307, SLG: 0.512 35 Mark Melancon, R (9, 1)			B FF 95 B SI 95 C SI 95 S SI 94 B SI 95 4-2 18 BB 5 1B 22 HBP BB	C SI 94 F SI 94 C SL 80 0-3 K	F SI 93 F SI 92 B FF 93 D CH 85 X SI 94 2-2 E6 5 FC6-4 1-3 1B			B FF 94 C CH 86 B FF 95 F SI 94 X FF 96 2-2 G5-3		1 1 0 0 0 1	1 0 0 0 0 0	0 1 0 0 0 0	0 0 0 0 0 1	1 0 0 0 0 1	1 0 0 0 0 0	2 0 0 0 1 0
Inning Stats	R: 0 E: 0 K: 0 S: 12 H: 0 LOB: 0 BB: 0 P: 18	R: 0 E: 0 K: 0 S: 6 H: 0 LOB: 0 BB: 0 P: 6	R: 1 E: 0 K: 0 S: 13 H: 1 LOB: 3 BB: 2 P: 24	R: 0 E: 0 K: 2 S: 12 H: 1 LOB: 2 BB: 1 P: 19	R: 1 E: 0 K: 1 S: 8 H: 1 LOB: 1 BB: 1 P: 13	R: 0 E: 1 K: 1 S: 13 H: 1 LOB: 2 BB: 1 P: 25	R: 0 E: 0 K: 1 S: 13 H: 1 LOB: 2 BB: 1 P: 19	R: 1 E: 0 K: 0 S: 10 H: 2 LOB: 1 BB: 0 P: 17		1B: 6 2B: 1 3B: 0 HR: 0 SF: 0 SAC: 0 DP: 0 HBP: 1		WP: 0 PB: 0 SB: 1 CS: 0 PA: 38		

PITCHER		IP	WLS	BF	H	R	ER	SO	BB	IBB	HBP	BLK	WP	HR	S	P	ERA	WHIP
64 Blake Treinen, R ERA: 1.56	(1, 1)	5.2	L	27	4	2	2	4	4	1	1	0	0	0	63	102	3.18	1.412
30 Aaron Barrett, R ERA: 0.49	(6, 1)	1.1		6	1	0	0	1	1	0	0	0	0	0	14	22	0.00	1.500
48 Ross Detwiler, L ERA: 5.24	(8, 1)	1.0		5	2	1	1	0	0	0	0	0	0	0	10	17	9.00	2.000

PITCHER	IP	WLS	BF	H	R	ER	SO	BB	IBB	HBP	BLK	WP	HR	S	P	ERA	WHIP

BOTTOM

Washington Nationals @ Pittsburgh Pirates

PNC Park, Pittsburgh, PA

Thu May 22 2014, 7:09 PM - 10:21 PM EDT

Att. 23,468 - Partly Cloudy - 71 F

livebaseballscorecards.com

AB	31
R	3
H	7
RBI	3
BB	6
SO	5
LOB	19

Washington Nationals @ Pittsburgh Pirates

PNC Park, Pittsburgh, PA

Fri May 23 2014, 7:07 PM - 10:21 PM EDT

Att. 31,592 - Partly Cloudy - 62 F

livebaseballscorecards.com

TOP

Batter	1	2	3	4	5	6	7	8	9	AB	R	H	RBI	BB	SO	LOB
2 Denard Span, L (1, 8) OBP: 0.317, SLG: 0.384	G4-3		6 SH3 2B		L3		28 WP 1B	G1-3		5	0	2	0	0	0	3
6 Anthony Rendon, R (1, 4) OBP: 0.306, SLG: 0.426	G6-3		SH3		F9		P3		BB	3	0	0	0	1	0	1
28 Jayson Werth, R (1, 9) OBP: 0.374, SLG: 0.411	40 BB BB		40 G6-4-3 BB			40 1B 33 SF7 1B	F7		K	3	1	1	0	2	1	2
40 Wilson Ramos, R (1, 2) OBP: 0.255, SLG: 0.229	20 FC4 BB		G6-4-3			20 HBP 1B		G4-3	F8	4	0	1	0	1	0	3
20 Ian Desmond, R (1, 6) OBP: 0.291, SLG: 0.406	FC4			4 S 1B		HBP		4 1B 19 1B 7 SF8 BB	F9	3	1	1	0	1	0	3
33 Greg Dobbs, L (1, 3) OBP: 0.154, SLG: 0.200 19 Kevin Frandsen, R (8, PH) OBP: 0.302, SLG: 0.329 (8, 3)		K	F7		SF7			7 SF8 4 1B 8 PB 1B		2 1	0 1	0 1	1 0	0 0	1 0	1 0
4 Zach Walters, S (1, 5) OBP: 0.257, SLG: 0.469	K		K		K			8 PB 1B		4	0	1	0	0	3	3
15 Nate McLouth, L (1, 7) OBP: 0.277, SLG: 0.225 7 Scott Hairston, R (8, PH) OBP: 0.381, SLG: 0.526 (8, 7)	BB		F8		G3-1			SF8		2 0	0 0	0 0	0 1	1 0	0 0	3 0
27 Jordan Zimmermann, R (1, 1) OBP: 0.400, SLG: 0.400 12 Tyler Moore, R (7, PH) OBP: 0.282, SLG: 0.359 22 Drew Storen, S (7, 1) 8 Danny Espinosa, S (8, PH) OBP: 0.270, SLG: 0.395 36 Tyler Clippard, R (8, 1)	G6-3				2 L3 1B		G5-3	HBP		2 1 0 0 0	0 0 0 0 0	1 0 0 0 0	0 0 0 0 0	0 0 0 0 0	0 0 0 0 0	1 0 0 0 0
Inning Stats	R: 0 E: 0 K: 0 S: 12 H: 0 LOB: 2 BB: 2 P: 23	R: 0 E: 0 K: 2 S: 13 H: 0 LOB: 1 BB: 1 P: 21	R: 0 E: 0 K: 0 S: 6 H: 1 LOB: 1 BB: 1 P: 12	R: 0 E: 0 K: 1 S: 10 H: 1 LOB: 1 BB: 0 P: 12	R: 0 E: 0 K: 0 S: 10 H: 1 LOB: 0 BB: 0 P: 17	R: 1 E: 0 K: 1 S: 14 H: 2 LOB: 2 BB: 0 P: 25	R: 0 E: 0 K: 0 S: 11 H: 1 LOB: 1 BB: 0 P: 17	R: 2 E: 0 K: 0 S: 15 H: 2 LOB: 2 BB: 1 P: 29	R: 0 E: 0 K: 1 S: 13 H: 0 LOB: 1 BB: 1 P: 22	1B: 7 2B: 2 3B: 0 HR: 0 SF: 2 SAC: 1 DP: 2 HBP: 2						

	AB	30
	R	3
	H	8
	RBI	2
	BB	6
	SO	5
	LOB	20

WP: 1 PB: 1 SB: 1 CS: 0 PA: 41

PITCHER	IP	WLS	BF	H	R	ER	SO	BB	IBB	HBP	BLK	WP	HR	S	P	ERA	WHIP
50 Charlie Morton, R (1, 1) ERA: 3.29	5.2	W	25	5	1	1	4	4	0	1	0	0	0	64	108	1.59	1.588
48 Jared Hughes, R (6, 1) ERA: 2.77	0.1	H	1	0	0	0	0	0	0	0	0	0	0	1	2	0.00	0.000
37 Justin Wilson, L (7, 1) ERA: 3.38	1.1	H	8	3	2	1	0	1	0	0	0	1	0	21	37	6.75	3.000
29 Bryan Morris, R (8, 1) ERA: 3.38	0.2	H	3	0	0	0	0	0	0	1	0	0	0	5	9	0.00	0.000
39 Jason Grilli, R (9, 1) ERA: 4.0	1.0	S	4	0	0	0	1	1	0	0	0	0	0	13	22	0.00	1.000

PITCHER	IP	WLS	BF	H	R	ER	SO	BB	IBB	HBP	BLK	WP	HR	S	P	ERA	WHIP

Batter	1	2	3	4	5	6	7	8	9	AB	R	H	RBI	BB	SO	LOB
5 Josh Harrison, R (1, 9) OBP: 0.342, SLG: 0.493	C FF 93 B FF 94 B FF 93 S FF 94 X SL 86 2-2 ① G5-3		F FF 94 B FF 94 C CU 79 X CU 79 1-2 ① G6-3	B SL 87 F FF 94 B CU 80 F FF 94 X FF 94 2-2 1-2 2-3 1B		X SL 85 0-0 ③ F8				4	0	1	0	0	0	1
18 Neil Walker, S (1, 4) OBP: 0.338, SLG: 0.448	C FF 94 F CU 79 X FF 94 0-2 22 G6-4-3 1B		B CH 86 S FF 95 S CU 79 B CU 79 X FF 95 2-2 ② F7	B FF 94 X FF 94 1-0 ③ P6			C SI 92 X SL 82 0-1 ① F9			4	0	1	0	0	0	3
22 Andrew McCutchen, R (1, 8) OBP: 0.433, SLG: 0.476	B FF 94 X SL 86 1-0 ②③ G6-4-3 1-2f		C CU 80 X SL 87 0-1 ③ F7		F CU 77 F FF 92 B FF 93 F CH 87 X FF 93 1-2 ① G6-3		C FF 93 F CH 87 X SL 83 0-2 ② G1-3			4	0	0	0	0	0	1
15 Ike Davis, L (1, 3) OBP: 0.382, SLG: 0.414		C CU 77 X CU 76 0-1 55 2B 6 G6-3 1B		B FF 93 B CH 85 C FF 93 X FF 93 2-1 24 HR 1B	B FF 94 S CU 79 B CU 78 B FF 93 X FF 94 3-1 ② F8		F FF 93 C SL 82 X CH 87 0-2 ③ G3-1			4	2	2	0	0	0	0
55 Russell Martin, R (1, 2) OBP: 0.351, SLG: 0.369		B FF 93 B SL 85 F FF 95 C FF 94 B SL 86 X FF 94 3-2 6 G6-3 1-3 12 WP 2B	C FF 94 F CU 80 C FF 94 0-3 ① K	F FF 93 C CU 80 B FF 94 F FF 93 B CU 80 F FF 93 B FF 94 D CU 80 4-2 BB				C FF 90 B CU 74 X FF 91 1-1 ① F7		3	1	1	0	1	1	1
24 Pedro Alvarez, L (1, 5) OBP: 0.305, SLG: 0.379		C CU 77 S FF 94 D CU 79 B FF 94 F CH 87 C FF 94 2-3 ① K	B CU 77 X CH 86 1-0 1-H HR	C CU 79 1 SAFE B FF 92 F FF 94 X CU 78 1-2 ③ G5-3				C CH 78 C FF 91 F FS 81 F CH 79 S FF 92 0-3 ② K		4	1	1	2	0	2	3
6 Starling Marte, R (1, 7) OBP: 0.319, SLG: 0.400		F SL 85 X SL 85 0-1 ② G6-3 2-3 3-H	S FF 94 X SL 86 0-1 E6 12 1B 50 FC1-2			L SL 84 B FF 93 X SL 85 1-1 ① G6-3		B S CH 80 B FF 92 B CH 80 X FF 91 3-1 ③ L7		4	0	0	1	0	0	1
12 Clint Barmes, R (1, 6) OBP: 0.313, SLG: 0.268		C CU 77 B FF 94 B SL 87 S FF 94 B FF 95 F SL 86 B FF 95 4-2 3-H BB	1 SAFE F FF 92 D SL 87 B FF 94 1 SAFE F FF 92 X CU 80 2-2 5 1B 50 FC1-2 1-3 1B			B FF 92 H FF 93 2-0 23 S HBP				1	0	1	0	1	0	0
50 Charlie Morton, R (1, 1) 48 Jared Hughes, R (6, 1) 23 Travis Snider, L (6, PH) OBP: 0.300, SLG: 0.327 37 Justin Wilson, L (7, 1) 29 Bryan Morris, L (8, 1) 39 Jason Grilli, R (9, 1)		C FF 94 F FF 94 S SL 86 0-3 ③ K	1 SAFE M FF 93 X FF 92 0-1 ② FC1-2 5 1B 1-2 3-H			S CU 78 C FF 93 F FF 92 S CU 80 0-3 ② K 1-2				2 0 0 1 0 0 0	0 0 0 0 0 0 0	0 0 0 0 0 0 0	0 0 0 0 0 0 0	1 0 1 0 0 0 0	0 0 1 0 0 0 0	3 0 1 0 0 0 0
Inning Stats	R: 0 E: 0 K: 0 S: 7 H: 1 LOB: 0 BB: 0 P: 10	R: 2 E: 0 K: 2 S: 17 H: 2 LOB: 1 BB: 1 P: 26	R: 0 E: 0 K: 0 S: 8 H: 0 LOB: 0 BB: 0 P: 11	R: 2 E: 1 K: 1 S: 17 H: 4 LOB: 3 BB: 0 P: 25	R: 0 E: 0 K: 0 S: 13 H: 0 LOB: 1 BB: 1 P: 22	R: 0 E: 0 K: 1 S: 7 H: 0 LOB: 1 BB: 0 P: 10	R: 0 E: 0 K: 0 S: 8 H: 0 LOB: 0 BB: 0 P: 8	R: 0 E: 0 K: 1 S: 9 H: 0 LOB: 0 BB: 0 P: 13		1B: 5 2B: 1 3B: 0 HR: 1 SF: 0 SAC: 0 DP: 1 HBP: 1					

PITCHER		IP	WLS	BF	H	R	ER	SO	BB	IBB	HBP	BLK	WP	HR	S	P	ERA	WHIP
27 Jordan Zimmermann, R ERA: 3.95	(1, 1)	6.0	L	28	7	4	4	4	2	0	1	0	1	1	69	104	6.00	1.500
22 Drew Storen, R ERA: 1.1	(7, 1)	1.0		3	0	0	0	0	0	0	0	0	0	0	8	8	0.00	0.000
36 Tyler Clippard, R ERA: 1.61	(8, 1)	1.0		3	0	0	0	1	0	0	0	0	0	0	9	13	0.00	0.000

PITCHER	IP	WLS	BF	H	R	ER	SO	BB	IBB	HBP	BLK	WP	HR	S	P	ERA	WHIP

BOTTOM

Washington Nationals @ Pittsburgh Pirates

PNC Park, Pittsburgh, PA

Fri May 23 2014, 7:07 PM - 10:21 PM EDT

Att. 31,592 - Partly Cloudy - 62 F

livebaseballscorecards.com

AB	31
R	4
H	7
RBI	3
BB	2
SO	5
LOB	14

WP: 1	PA: 34		
PB: 0			
SB: 1			
CS: 0			

Washington Nationals @ Pittsburgh Pirates

PNC Park, Pittsburgh, PA

Sat May 24 2014, 7:18 PM - 10:15 PM EDT

Att. 38,889 - Partly Cloudy - 75 F

TOP

livebaseballscorecards.com

Batter	1	2	3	4	5	6	7	8	9	AB	R	H	RBI	BB	SO	LOB
2 Denard Span, L (1, 8) OBP: 0.309, SLG: 0.373	B FF 96 C FF 94 X CH 87 1-1 ① P4		1 SAFE 1 SAFE B FF 96 B FF 96 X FF 95 2-0 ② P6 1-2		C KC 84 X SI 96 0-1 ② L7	B SL 90 B FF 95 C FF 96 B SI 97 X FF 95 3-1 ③ L9			C FF 93 B KC 81 X FC 90 1-1 ③ G4-3	5	0	0	0	0	0	2
6 Anthony Rendon, R (1, 5) OBP: 0.310, SLG: 0.424	B FF 96 C FF 94 X FF 96 1-1 ② F8		C FF 96 B FF 97 C SL 90 D SL 89 B SI 98 F FF 97 F FF 98 F FF 97 F FF 98 4-2 F FF 88 B SL 89 BB		B FF 95 C FF 95 B FF 96 B FF 97 X FF 96 3-1 28 S 40 1B 1B		C SI 91 B SL 83 X SI 92 1-1 ① P3			3	1	1	0	1	0	0
28 Jayson Werth, R (1, 9) OBP: 0.371, SLG: 0.404	B FF 96 B FF 94 F FF 95 F SI 95 X SL 87 2-2 ③ G6-3		C KC 86 B SL 89 C FF 97 B FF 98 F SL 87 F SL 89 C CH 87 2-3 ③ K		C FF 97 B FF 96 B FF 98 C SL 89 D KC 86 B FF 98 4-2 40 1B 1-2 BB		C SI 92 B FF 93 F SI 92 B SL 85 B SI 92 X SI 92 3-2 ② G1-3			3	0	0	0	1	1	2
40 Wilson Ramos, R (1, 2) OBP: 0.254, SLG: 0.231		B FF 94 F FF 94 F FF 95 X FF 96 1-2 ① G5-3		C FF 94 C FF 94 C FF 97 0-3 ① K	B SL 85 F FF 97 F FF 97 F SL 88 D SL 84 X FF 97 2-2 20 HBP 1-3 2-H 1B		S SI 93 B SI 92 F SI 91 B SL 84 X SL 84 2-2 ③ G6-3			4	0	1	1	0	1	0
20 Ian Desmond, R (1, 6) OBP: 0.295, SLG: 0.421		C FF 94 B SL 86 B SI 95 B SL 88 X FF 95 3-1 ② G5-3		C CH 88 X CH 87 0-1 HR	C FF 95 C FF 96 D SL 86 F SL 89 H SI 97 2-2 1-2 HBP			C SI 90 B SI 90 X SI 91 1-1 ① G6-3		3	1	1	1	0	0	0
33 Greg Dobbs, L (1, 3) OBP: 0.200, SLG: 0.241		X FF 94 0-0 1B		X FF 96 0-0 1B	B FF 97 B FF 95 X FF 94 2-0 ③ G3			X SI 91 0-0 ② G4-3		4	0	2	0	0	0	3
8 Danny Espinosa, S (1, 4) OBP: 0.264, SLG: 0.384		C FF 95 C KC 85 S FF 95 0-3 ③ K		C FF 96 S CH 88 S SL 86 0-3 ② K		S FF 95 C KC 83 C SL 89 0-3 ① K		X SI 90 0-0 ③ G3		4	0	0	0	0	3	2
15 Nate McLouth, L (1, 7) OBP: 0.286, SLG: 0.220			C FF 94 B FF 95 H FF 96 2-1 2 S HBP	B FF 97 F FF 96 C FF 96 B KC 86 B KC 87 X FF 95 3-2 ③ G4-3		B FF 95 F FF 95 B FF 96 B FF 95 B FF 96 4-1 37 SH3-4 BB			C FF 93 C KC 81 F KC 83 B FC 92 C FC 91 1-3 ① K	2	0	0	0	1	1	1
37 Stephen Strasburg, R (1, 1) OBP: 0.150, SLG: 0.056 22 Drew Storen, S (8, 1) 13 Jerry Blevins, L (8, 1) 4 Zach Walters, S (9, PH) OBP: 0.250, SLG: 0.455			M FF 96 L FF 95 L FF 95 0-3 ① K		B FF 94 C FF 93 B FF 95 F FF 94 S FF 96 2-3 ① K	1 SAFE X SI 94 0-0 ② SH3-4 1-2			B FC 92 S FC 92 X KC 82 1-1 ② G4-3	2 0 0 1	0 0 0 0	0 0 0 0	0 0 0 0	0 0 0 0	2 0 0 0	1 0 0 0
Inning Stats	R: 0 H: 0 E: 0 LOB: 0 K: 0 BB: 0 S: 7 P: 11	R: 0 H: 1 E: 0 LOB: 1 K: 1 BB: 0 S: 9 P: 13	R: 0 H: 0 E: 0 LOB: 2 K: 2 BB: 1 S: 17 P: 27	R: 1 H: 2 E: 0 LOB: 1 K: 2 BB: 0 S: 12 P: 15	R: 1 H: 2 E: 0 LOB: 3 K: 1 BB: 1 S: 17 P: 32	R: 0 H: 0 E: 0 LOB: 1 K: 1 BB: 1 S: 7 P: 14	R: 0 H: 0 E: 0 LOB: 0 K: 0 BB: 0 S: 8 P: 14	R: 0 H: 0 E: 0 LOB: 0 K: 0 BB: 0 S: 4 P: 5	R: 0 H: 0 E: 0 LOB: 0 K: 1 BB: 0 S: 8 P: 11	1B: 4 SF: 0 2B: 0 SAC: 1 3B: 0 DP: 0 HR: 1 HBP: 2						

	AB	31
	R	2
	H	5
	RBI	2
	BB	3
	SO	8
	LOB	11

WP: 0 PA: 37
PB: 0
SB: 2
CS: 0

PITCHER	IP	WLS	BF	H	R	ER	SO	BB	IBB	HBP	BLK	WP	HR	S	P	ERA	WHIP
45 Gerrit Cole, R (1, 1) ERA: 3.76	6.0		28	5	2	2	7	3	0	2	0	0	1	69	112	3.00	1.333
48 Jared Hughes, R (7, 1) ERA: 2.57	1.0	W	3	0	0	0	0	0	0	0	0	0	0	8	14	0.00	0.000
30 Jeanmar Gómez, R (8, 1) ERA: 4.15	1.0	H	3	0	0	0	0	0	0	0	0	0	0	4	5	0.00	0.000
35 Mark Melancon, R (9, 1) ERA: 1.96	1.0	S	3	0	0	0	1	0	0	0	0	0	0	8	11	0.00	0.000

PITCHER	IP	WLS	BF	H	R	ER	SO	BB	IBB	HBP	BLK	WP	HR	S	P	ERA	WHIP

BOTTOM

Washington Nationals @ Pittsburgh Pirates

PNC Park, Pittsburgh, PA

Sat May 24 2014, 7:18 PM - 10:15 PM EDT

Att. 38,889 - Partly Cloudy - 75 F

livebaseballscorecards.com

Batter	1	2	3	4	5	6	7	8	9	AB	R	H	RBI	BB	SO	LOB
5 Josh Harrison, R (1, 9) OBP: 0.338, SLG: 0.480 30 Jeanmar Gómez, R (8, 1) 35 Mark Melancon, R (9, 1)	B FF 95 X FF 95 1-0 ① P5			C CU 80 F CH 88 S FF 96 0-3 ① K		C FF 95 F CU 79 F CH 87 B CH 89 F FF 96 X CU 81 1-2 ① F7	B FF 94 X CH 88 1-0 ③ 1-3 2-H 1B			4 0 0	0 0 0	1 0 0	1 0 0	0 0 0	1 0 0	0 0 0
18 Neil Walker, S (1, 4) OBP: 0.337, SLG: 0.460	C FF 95 B CU 80 F SI 94 S CH 90 1-3 ② K			B FF 95 F CH 89 X SI 95 1-1 HR		B CU 79 C CH 88 S CH 88 B CH 89 B FF 96 X CH 89 3-2 ② G3-1		B SI 93 F FF 92 B CH 86 F CH 85 X SL 84 2-2 ① P5		4	1	1	1	0	1	0
22 Andrew McCutchen, R (1, 8) OBP: 0.430, SLG: 0.471	C FF 96 B CU 81 X CU 81 1-1 ③ F8			C FF 96 X FF 95 0-1 ② F9		B CH 88 C FF 95 C CU 79 B CH 90 B FF 95 X CH 89 3-2 1B		C SL 82 B SL 83 F FF 93 T SL 84 1-2 ② K		4	0	1	0	0	1	0
15 Ike Davis, L (1, 3) OBP: 0.386, SLG: 0.412		C FF 95 F CU 80 X CH 90 0-2 ① L8		B CU 80 B CU 79 B CH 87 C FF 94 F FF 95 B FF 95 4-2 55 1B BB		C FF 94 1 SAFE B CH 88 F FF 94 1 SAFE S CU 80 1-3 ③ K		B CH 86 B FF 92 X FF 93 2-0 55 HBP 1B		3	0	1	0	1	1	1
55 Russell Martin, R (1, 2) OBP: 0.383, SLG: 0.388		H CU 79 1-0 24 G6-3 HBP		B FF 94 C CH 87 1 SAFE X FF 93 1-1 1-2 1B			X SI 94 0-0 6 2B 31 SF8 1B	D SL 82 H FF 93 2-0 1-2 HBP		2	1	2	0	0	0	0
24 Pedro Alvarez, L (1, 5) OBP: 0.299, SLG: 0.371		1 SAFE C FF 93 X CU 80 0-1 ② ③ G6-3 1-2f		S CH 87 F FF 94 S CH 88 0-3 ③ K			C FF 94 1 SAFE D CU 79 B CH 87 F CH 88 S FF 94 1 SAFE 2-3 ① K	B SL 89 C SI 92 X CU 75 1-1 ③ G4-3		4	0	0	0	0	2	6
6 Starling Marte, R (1, 7) OBP: 0.325, SLG: 0.410			C CU 78 S FF 95 B FF 95 B FF 96 X CH 89 2-2 ① G5-3		C FF 94 X FF 94 0-1 12 CS 1B		1 SAFE 1 SAFE C FF 93 F CH 87 X CU 80 0-2 5 1B 1-3 2B			3	1	2	0	0	0	0
12 Clint Barmes, R (1, 6) OBP: 0.300, SLG: 0.256 31 Jose Tabata, R (7, PH) OBP: 0.296, SLG: 0.321 (8, 9)			C FF 94 F CH 89 B FF 95 F CH 88 F SI 95 X CU 80 1-2 ② G6-3		1 SAFE C FF 94 F CH 86 F CU 79 1 SAFE F FF 93 B CH 87 D CH 87 1 SAFE 3-3 ① ② B FF 93 S CH 88 K 1-2		F FF 93 D FF 92 B FF 93 X CU 80 2-1 ② SF8 3-H			2 0	0 0	0 0	0 1	0 0	1 0	1 0
45 Gerrit Cole, R (1, 1) OBP: 0.333, SLG: 0.263 48 Jared Hughes, R (7, 1) 23 Travis Snider, L (7, PH) OBP: 0.306, SLG: 0.327 10 Jordy Mercer, R (8, 6) OBP: 0.246, SLG: 0.285			C FF 95 B CU 81 F FF 95 B CH 89 B FF 96 X FF 95 3-2 ③ P4		B SI 95 C SI 95 B FF 95 B FF 95 C FF 96 F FF 95 T FF 96 3-2 ③ K		D CH 87 D CH 87 I IN 50 I IN 60 4-0 5 1B IBB			2 0 0 0	0 0 0 0	0 0 0 0	0 0 0 0	1 0 1 0	0 0 0 0	0 0 0 0
Inning Stats	R: 0 E: 0 K: 1 S: 6 H: 0 LOB: 0 BB: 0 P: 9	R: 0 E: 0 K: 0 S: 5 H: 0 LOB: 0 BB: 0 P: 6	R: 0 E: 0 K: 0 S: 11 H: 0 LOB: 0 BB: 0 P: 17	R: 1 E: 0 K: 2 S: 14 H: 2 LOB: 2 BB: 1 P: 20	R: 0 E: 0 K: 2 S: 11 H: 1 LOB: 0 BB: 0 P: 17	R: 0 E: 0 K: 1 S: 14 H: 1 LOB: 1 BB: 0 P: 22	R: 2 E: 0 K: 1 S: 10 H: 3 LOB: 2 BB: 1 P: 19	R: 0 E: 0 K: 1 S: 9 H: 1 LOB: 2 BB: 0 P: 17		1B: 6 2B: 1 3B: 0 HR: 1	SF: 1 SAC: 0 DP: 1 HBP: 2		WP: 0 PB: 0 SB: 0 CS: 1	PA: 33	

	AB	28
	R	3
	H	8
	RBI	3
	BB	2
	SO	8
	LOB	8

PITCHER		IP	WLS	BF	H	R	ER	SO	BB	IBB	HBP	BLK	WP	HR	S	P	ERA	WHIP
37 Stephen Strasburg, R ERA: 3.42	(1, 1)	7.0	L	28	7	3	3	7	1	1	1	0	0	1	71	110	3.86	1.143
22 Drew Storen, R ERA: 1.06	(8, 1)	0.2		4	1	0	0	1	0	0	1	0	0	0	7	14	0.00	1.500
13 Jerry Blevins, L ERA: 3.32	(8, 1)	0.1		1	0	0	0	0	0	0	0	0	0	0	2	3	0.00	0.000

PITCHER		IP	WLS	BF	H	R	ER	SO	BB	IBB	HBP	BLK	WP	HR	S	P	ERA	WHIP

Washington Nationals @ Pittsburgh Pirates

PNC Park, Pittsburgh, PA

Sun May 25 2014, 1:37 PM - 4:44 PM EDT

Att. 38,047 - Partly Cloudy - 75 F

TOP

livebaseballscorecards.com

Batter	1	2	3	4	5	6	7	8	9	AB	R	H	RBI	BB	SO	LOB
2 Denard Span, L (1, 8) OBP: 0.311, SLG: 0.379	C SI 92 X SI 92 0-1 25 G6-3 20 WP 2B	L SI 93 B SI 95 C SL 86 X SL 88 1-2 ③ G5-3			C SL 86 B SI 94 B SL 86 C SL 84 F SL 89 F SI 95 F SL 87 F SL 88 B CH 87 3-2 F SL 86 X SL 88 6 S 6 3B 1B	B FF 91 B FF 92 X FF 91 2-0 ③ G6-3		B SL 84 X SL 84 1-0 ② F8		5	2	2	0	0	0	0
6 Anthony Rendon, R (1, 5) OBP: 0.316, SLG: 0.433	C SI 91 2 SAFE B SI 92 B SL 85 B CH 85 B SI 92 4-1 20 WP 25 G6-3 20 1B BB	B SL 80 B SL 83 B SI 92 B SI 92 4-0 25 E BB			C SI 93 1 SAFE B SL 86 B SI 92 1 SAFE B CH 84 X SI 93 3-1 1-H 25 WP 3B		C SI 90 B SL 86 B SL 85 F FF 91 F FF 91 S SL 83 2-3 ① K	C SL 83 B FF 91 B FF 92 C SL 83 B SL 84 F SL 85 X FF 92 3-2 ③ L9		3	2	1	1	2	1	0
28 Jayson Werth, R (1, 9) OBP: 0.372, SLG: 0.404	C SL 84 B CH 86 B CH 85 S SL 87 1-3 ① K	B SI 93 B SI 92 B CH 85 C SI 93 S CH 85 X CH 86 3-2 ① P3			B SL 85 F SI 93 B SI 94 S CH 87 F SL 86 X CH 87 2-2 ① G5-3		B FF 90 B FF 92 F FF 92 B SL 86 C SI 92 X SL 85 3-2 25 1B 20 1B 1B		C FC 92 F SI 97 B FF 97 X FC 90 1-2 25 G4-5-3 1B	5	1	2	0	0	1	4
25 Adam LaRoche, L (1, 3) OBP: 0.420, SLG: 0.496	X SI 93 0-0 ② G6-3 1-2 2-3	1 SAFE C SL 85 1 SAFE F SL 87 S CH 88 0-3 ② K 1-2			B SI 95 B SI 94 C SL 88 B SL 88 B SI 94 4-1 20 G2-3 3-H BB		B FF 91 C SL 85 1 SAFE 1 SAFE X SI 92 1-1 12 F8 20 1B 1-3 1B		B SI 96 X SI 96 1-0 ① ② G4-5-3 1-2f	4	0	1	0	1	1	4
20 Ian Desmond, R (1, 6) OBP: 0.297, SLG: 0.421	B SL 85 D SL 85 X SI 92 2-0 12 1B 2-H 3-H 1B	B CH 85 B CH 85 C SL 83 S SL 86 C SL 85 2-3 ③ K			B SI 92 X CH 86 1-0 ② G2-3 1-2		S FF 92 B SL 86 X FF 93 1-1 19 S 1-2 3-H 1B		B FF 97 F FF 97 S SI 97 B FC 92 X CU 85 2-2 ③ F8	5	0	2	2	0	1	2
12 Tyler Moore, R (1, 7) OBP: 0.293, SLG: 0.358 15 Nate McLouth, L (9, 7) OBP: 0.286, SLG: 0.220	1 SAFE 1 SAFE C SI 92 B SI 94 X CH 86 1-1 1-3 1B			B SI 93 B SL 84 X SI 92 2-0 ① G6-3	B CH 86 F CH 85 B SI 94 B SI 93 S CH 86 B SL 84 4-2 BB		X FF 89 0-0 ② F8 2-3			3 0	0 0	1 0	0 0	1 0	0 0	2 0
19 Kevin Frandsen, R (1, 4) OBP: 0.311, SLG: 0.329	C SL 84 X SI 94 0-1 ③ L5			C SI 91 X SL 83 0-1 1B	S CH 87 S CH 86 F CH 87 S SL 86 0-3 ③ K		C SL 83 1 SAFE B FF 92 1 SAFE D SL 86 B SL 84 F FF 91 H FF 91 4-2 1-2 HBP			3	0	1	0	0	1	4
59 Jose Lobaton, S (1, 2) OBP: 0.292, SLG: 0.330		B SI 90 X SI 91 1-0 ① G5-3		D SL 84 1 SAFE 1 SAFE S CH 84 F SI 92 D SL 85 S SL 84 2-3 ② K		F FF 90 C SI 90 F FF 91 X SL 85 0-2 ① L6	C FF 92 F FF 92 B FF 93 S FF 92 1-3 ③ K			4	0	0	0	0	2	4
58 Doug Fister, L (1, 1) 35 Craig Stammen, R (6, 1) OBP: 0.250, SLG: 0.500 30 Aaron Barrett, R (8, 1) 29 Rafael Soriano, R (9, 1)		B SI 92 B SI 92 C SI 91 X SI 93 2-1 ② G3		X SI 94 0-0 ③ G6-3		B FF 91 C FF 90 B SI 91 F FF 91 X FF 91 2-2 ② G4-3		C SL 88 F SL 88 C FF 90 0-3 ① K		3 1 0 0	0 0 0 0	0 0 0 0	0 0 0 0	0 1 0 0	0 0 0 0	1 0 0 0
Inning Stats	R: 2 E: 0 K: 1 S: 12 H: 3 LOB: 2 BB: 1 P: 20	R: 0 E: 0 K: 0 S: 6 H: 0 LOB: 0 BB: 0 P: 10	R: 0 E: 1 K: 2 S: 9 H: 0 LOB: 1 BB: 1 P: 18	R: 0 E: 0 K: 1 S: 7 H: 1 LOB: 1 BB: 0 P: 11	R: 2 E: 0 K: 1 S: 22 H: 2 LOB: 2 BB: 2 P: 39	R: 0 E: 0 K: 0 S: 8 H: 0 LOB: 0 BB: 0 P: 12	R: 1 E: 0 K: 2 S: 17 H: 3 LOB: 3 BB: 0 P: 29	R: 0 E: 0 K: 1 S: 8 H: 0 LOB: 0 BB: 0 P: 12	R: 0 E: 0 K: 0 S: 7 H: 1 LOB: 0 BB: 0 P: 11	1B: 8 2B: 1 3B: 1 HR: 0	SF: 0 SAC: 0 DP: 1 HBP: 1			WP: 2 PB: 0 SB: 2 CS: 0	PA: 41		

	AB	36
	R	5
	H	10
	RBI	3
	BB	4
	SO	8
	LOB	21

PITCHER		IP	WLS	BF	H	R	ER	SO	BB	IBB	HBP	BLK	WP	HR	S	P	ERA	WHIP
47 Francisco Liriano, L ERA: 5.06	(1, 1)	5.0	L	25	6	4	4	5	4	0	0	0	2	0	56	98	7.20	2.000
32 Vin Mazzaro, R ERA: 3.48	(6, 1)	3.0		13	3	1	1	3	0	0	1	0	0	0	33	53	3.00	1.000
29 Bryan Morris, R ERA: 3.2	(9, 1)	1.0		3	1	0	0	0	0	0	0	0	0	0	7	11	0.00	1.000

PITCHER	IP	WLS	BF	H	R	ER	SO	BB	IBB	HBP	BLK	WP	HR	S	P	ERA	WHIP

Batter	1	2	3	4	5	6	7	8	9	AB	R	H	RBI	BB	SO	LOB
5 Josh Harrison, R (1, 9) OBP: 0.345, SLG: 0.519	B FC 86 C SI 87 B SI 87 X SI 88 2-1 ① F8		B FF 88 C SI 88 X FC 83 1-1 ③ G6-3			X FF 86 0-0 HR		B SI 92 B SI 92 C SI 91 X SI 92 2-1 18 1B, 15 1B, 1B		4	2	2	1	0	0	1
18 Neil Walker, S (1, 4) OBP: 0.344, SLG: 0.466	B FF 88 X SI 86 1-0 ② G4-3			C SI 87 F FC 85 B CU 74 F CU 72 X CH 79 1-2 6 FC5-4 1B		C CU 73 F CU 73 X SI 86 0-2 22 FC5-4 1B		B SI 92 F SI 91 1 SAFE B SI 92 F SI 90 X SI 92 2-2 15 1B, 1-3 1B		4	0	3	0	0	0	0
22 Andrew McCutchen, R (1, 8) OBP: 0.422, SLG: 0.461	C FF 88 C CH 81 C FF 88 0-3 ③ K			C SI 89 B SI 89 1 SAFE D FC 82 X SI 87 2-1 ① P4		X SI 87 0-0 ① FC5-4 6, G5-3, 15 1B 1-2f		C SL 86 F SI 96 F SL 87 F FF 96 S SL 86 0-3 ② K		4	0	0	0	0	2	4
15 Ike Davis, L (1, 3) OBP: 0.389, SLG: 0.415		B SI 88 S SI 88 B FF 88 C CH 80 X CU 75 2-2 ① G4-3		C SI 90 S FC 82 1 SAFE D CU 72 S FF 87 1-3 ② K		B CU 72 1 SAFE C SI 87 B CH 79 1 SAFE F CU 72 B FC 81 X CH 79 3-2 1-2 1B		D SL 86 B SI 94 X SI 95 2-0 1-3 3-H 1B		4	0	2	1	0	1	1
6 Starling Marte, R (1, 7) OBP: 0.318, SLG: 0.401		B SI 88 B SI 89 F SI 89 F SI 89 B SI 90 C CU 73 3-3 ② K		F SI 88 X SI 88 0-1 ③ FC5-4 1-2f		X SI 91 0-0 ②③ G5-3 2-3f		C SI 95 C SL 84 S SL 86 0-3 ③ K		4	0	0	0	0	2	5
24 Pedro Alvarez, L (1, 5) OBP: 0.298, SLG: 0.368		B SI 90 B FF 88 X CH 81 2-0 ③ F9	C CU 72 B FC 82 X SI 88 1-1 19 E 1B				B SI 92 B SI 91 X SI 91 2-0 ① G4-3		B SI 92 C FF 92 F SL 85 F FF 93 F SL 84 X SL 87 1-2 ① F8	4	0	1	0	0	0	0
10 Jordy Mercer, R (1, 6) OBP: 0.239, SLG: 0.276			C SI 87 C CH 79 B FF 88 X SI 89 1-2 ① P6		C SI 86 B SI 87 B FC 83 B SI 88 F SI 88 F SI 88 1 SAFE X SI 88 3-2 ① P5		C SI 91 S KC 80 B FC 88 B FC 86 T FC 85 2-2 ② K		B FF 92 C FF 92 C SL 85 X SL 86 1-2 ② P2	4	0	0	0	0	1	1
19 Chris Stewart, R (1, 2) OBP: 0.327, SLG: 0.283			C SI 88 C FC 84 F SI 89 X CH 79 0-2 1B		B CU 71 C SI 89 F SI 88 F SI 88 X SI 86 1-2 FC6 31 G6-4-3 1-2		C FF 92 B KC 80 C SI 92 X SI 92 1-2 ③ G6-3		C FC 90 X FC 90 0-1 ③ L7	4	0	1	0	0	0	1
47 Francisco Liriano, L (1, 1) OBP: 0.118, SLG: 0.118 31 Jose Tabata, R (5, PH) OBP: 0.293, SLG: 0.318 32 Vin Mazzaro, R (6, 1) 23 Travis Snider, L (8, PH) OBP: 0.304, SLG: 0.323 29 Bryan Morris, L (9, 1)			B SI 87 M SI 87 1 SAFE L SI 88 L CU 74 1-3 ② K		C SI 88 F SI 88 B FF 87 X FC 82 1-2 ②③ G6-4-3 1-2f			B SI 92 B SI 92 X SI 90 2-0 ① L7		1 1 0 1 0	0 0 0 0 0	0 0 0 0 0	0 0 0 0 0	1 0 0 0 0	1 2 0 0 0
Inning Stats	R: 0 E: 0 K: 1 S: 6 H: 0 LOB: 0 BB: 0 P: 9	R: 0 E: 0 K: 1 S: 7 H: 0 LOB: 0 BB: 0 P: 14	R: 0 E: 0 K: 1 S: 12 H: 1 LOB: 1 BB: 0 P: 15	R: 0 E: 0 K: 1 S: 11 H: 1 LOB: 1 BB: 0 P: 15	R: 0 E: 1 K: 0 S: 13 H: 1 LOB: 1 BB: 0 P: 19	R: 1 E: 0 K: 0 S: 9 H: 3 LOB: 0 BB: 0 P: 12	R: 0 E: 0 K: 1 S: 7 H: 0 LOB: 0 BB: 0 P: 12	R: 1 E: 0 K: 2 S: 15 H: 3 LOB: 2 BB: 0 P: 23	R: 0 E: 0 K: 0 S: 10 H: 0 LOB: 0 BB: 0 P: 12	1B: 8 2B: 0 3B: 0 HR: 1	SF: 0 SAC: 0 DP: 2 HBP: 0				WP: 0 PB: 0 SB: 0 CS: 0	PA: 35	

BOTTOM

Washington Nationals @ Pittsburgh Pirates

PNC Park, Pittsburgh, PA

Sun May 25 2014, 1:37 PM - 4:44 PM EDT

Att. 38,047 - Partly Cloudy - 75 F

livebaseballscorecards.com

AB	35
R	2
H	9
RBI	2
BB	0
SO	7
LOB	16

PITCHER		IP	WLS	BF	H	R	ER	SO	BB	IBB	HBP	BLK	WP	HR	S	P	ERA	WHIP
58 Doug Fister, R ERA: 3.42	(1, 1)	5.1	W	22	6	1	1	4	0	0	0	0	0	1	57	83	1.69	1.125
35 Craig Stammen, R ERA: 2.57	(6, 1)	2.0	H	7	2	1	1	1	0	0	0	0	0	0	14	25	4.50	1.000
30 Aaron Barrett, R ERA: 0.47	(8, 1)	0.2	H	3	1	0	0	2	0	0	0	0	0	0	9	11	0.00	1.500
29 Rafael Soriano, R ERA: 0.9	(9, 1)	1.0	S	3	0	0	0	0	0	0	0	0	0	0	10	12	0.00	0.000

PITCHER	IP	WLS	BF	H	R	ER	SO	BB	IBB	HBP	BLK	WP	HR	S	P	ERA	WHIP

Miami Marlins @ Washington Nationals

Nationals Park, Washington, DC

Mon May 26 2014, 1:37 PM - 4:22 PM EDT

Att. 33,677 - Sunny - 84 F

livebaseballscorecards.com

Batter	1	2	3	4	5	6	7	8	9	AB	R	H	RBI	BB	SO	LOB
21 Christian Yelich, L (1, 7) OBP: 0.324, SLG: 0.395	C SI 89 B SI 90 C SI 89 B SI 91 B CU 73 X SI 90 3-2 ① G4-3		B SI 90 X CH 81 1-0 ② G4-3		B CH 81 C SI 91 F SI 91 B SI 92 F CU 73 X CH 82 2-2 ② G6-3			B FF 91 B FF 91 C FF 92 B CH 81 X FF 90 3-1 ② P3		4	0	0	0	0	0	0
32 Derek Dietrich, L (1, 4) OBP: 0.350, SLG: 0.432	B SI 88 F SI 90 F SI 90 X CH 82 1-2 ② P5		B SI 88 F SI 91 F CH 82 H SI 93 2-2 27 HR HBP		C CU 72 B SI 92 F CH 82 F SI 91 S SL 84 1-3 ③ K			B FF 92 X CH 81 1-0 27 1B 1B		3	1	1	0	0	1	0
27 Giancarlo Stanton, R (1, 9) OBP: 0.404, SLG: 0.622	S SL 82 X SI 90 0-1 9 1B 2B		X SL 83 0-0 1-H HR			B SI 90 X SL 81 1-0 ① F9		B FF 92 X CH 80 1-0 1-3 1B		4	2	3	2	0	0	0
9 Casey McGehee, R (1, 5) OBP: 0.353, SLG: 0.372	F SL 82 B SI 91 F SL 83 X SI 92 1-2 2-H 1B		X SI 92 0-0 ③ L9			C SI 90 F SI 90 B CU 73 X SI 92 1-2 46 F7 2B		S CH 80 X FF 91 0-1 ③ L9		4	0	2	1	0	0	2
46 Garrett Jones, L (1, 3) OBP: 0.337, SLG: 0.486	C SI 92 X CH 82 0-1 ③ G3-1			B CH 82 X SI 90 1-0 ① F9		B CH 83 B SI 91 F CH 81 2 SAFE X SI 90 2-1 ② ③ F7 2-3			C SI 91 B SL 88 F SL 88 F CU 75 F SI 92 B CU 76 F CU 75 C SI 91 2-3 ① K	4	0	0	0	0	1	2
39 Jarrod Saltalamacchia, S (1, 2) OBP: 0.347, SLG: 0.432		C SI 88 B CU 71 C SI 90 B SI 91 B SI 90 F SI 92 B SI 90 4-2 13 CS BB		X SI 90 0-0 ② G3			F CH 80 B SI 90 X SI 90 1-1 ① F9		F SI 92 F SI 92 B SI 91 B SI 92 S CH 85 2-3 ② K	3	0	0	0	1	1	0
13 Marcell Ozuna, R (1, 8) OBP: 0.306, SLG: 0.439		D CU 72 B SI 91 B SI 92 C SI 91 F SI 91 F SI 91 C SI 92 3-3 ① ② K 1-2	C SI 92 F SI 91 B CU 74 B SL 83 B SI 93 F SI 91 X SI 93 3-2 1B				X SI 90 0-0 ② L9		S CH 86 B CU 75 F SL 87 X CH 85 1-2 ③ F8	4	0	1	0	0	1	1
3 Adeiny Hechavarría, R (1, 6) OBP: 0.295, SLG: 0.333		F SI 92 F SI 92 B SL 84 F SI 91 B SI 92 X SI 91 2-2 ③ G6-3	X SI 91 0-0 ③ G4-3				F SI 91 X SI 91 0-1 ③ L8			3	0	0	0	0	0	1
24 Nathan Eovaldi, R (1, 1) OBP: 0.100, SLG: 0.100			C SI 89 F SI 89 B SL 82 C SI 90 1-3 ① K		C SI 87 B SI 88 B SI 89 F SI 90 B SI 91 F SI 90 C SI 90 3-3 ① K			F FF 90 B CU 74 B FF 92 S CH 81 S CH 81 2-3 ① K		2	0	0	0	0	2	0
40 Mike Dunn, L (7, 1)										0	0	0	0	0	0	0
5 Reed Johnson, R (8, PH) OBP: 0.333, SLG: 0.508										1	0	0	0	0	1	0
44 AJ Ramos, R (8, 1)										0	0	0	0	0	0	0
31 Steve Cishek, R (9, 1)										0	0	0	0	0	0	0

Inning Stats	1	2	3	4	5	6	7	8	9
	R: 1 E: 0 K: 0 S: 13	R: 0 E: 0 K: 1 S: 11	R: 2 E: 0 K: 1 S: 8	R: 0 E: 0 K: 0 S: 7	R: 0 E: 0 K: 2 S: 12	R: 0 E: 0 K: 0 S: 6	R: 0 E: 0 K: 0 S: 5	R: 0 E: 0 K: 1 S: 9	R: 0 E: 0 K: 2 S: 12
	H: 2 LOB: 1 BB: 0 P: 18	H: 0 LOB: 0 BB: 1 P: 20	H: 1 LOB: 0 BB: 0 P: 12	H: 1 LOB: 1 BB: 0 P: 11	H: 0 LOB: 0 BB: 0 P: 18	H: 1 LOB: 0 BB: 0 P: 10	H: 0 LOB: 0 BB: 0 P: 6	H: 2 LOB: 2 BB: 0 P: 16	H: 0 LOB: 0 BB: 0 P: 17

| | | | | | | | | | |

BOTTOM

Miami Marlins @ Washington Nationals

Nationals Park, Washington, DC

Mon May 26 2014, 1:37 PM - 4:22 PM EDT

Att. 33,677 - Sunny - 84 F

livebaseballscorecards.com

Batter	1	2	3	4	5	6	7	8	9	AB	R	H	RBI	BB	SO	LOB
2 Denard Span, L (1, 8) OBP: 0.305, SLG: 0.371	B FF 95 C FF 96 B CU 74 F FF 96 B FF 96 X FF 96 3-2 G6-3 ①		C CU 74 B CH 84 X FF 98 1-1 G6-3 ③		C FF 96 F CU 73 X FF 96 0-2 P6 ③		S FF 96 B SL 90 B FF 96 X FF 96 2-1 F7 ③ 1-2			4	0	0	0	0	0	2
6 Anthony Rendon, R (1, 5) OBP: 0.315, SLG: 0.426	C FF 96 B FF 96 F FF 97 B SL 88 F SL 87 F FF 97 F FF 96 B FF 98 X FF 97 3-2 G4-3 ②			B FF 96 B FF 96 F FF 96 B FF 97 B FF 97 4-1 40 E 40 FC4 BB		C FF 94 C SL 85 B FF 96 F SL 86 F FF 96 F FF 96 X SL 84 1-2 G6-3 ①		B FF 92 B FF 91 B FF 92 C FF 91 C FC 90 C FF 91 C FF 91 3-3 K ①		3	0	0	0	1	1	0
28 Jayson Werth, R (1, 9) OBP: 0.370, SLG: 0.401	X FF 96 0-0 F9 ③			B FF 97 C FF 95 1 SAFE S SL 88 B SL 86 F FF 95 B SL 86 F FF 96 X FF 95 3-2 P4 ①		B SL 85 F FF 95 B FF 95 X SL 84 2-1 25 HR 1B		S SL 81 X SL 80 0-1 G1-3 ②		4	1	1	0	0	0	1
25 Adam LaRoche, L (1, 3) OBP: 0.415, SLG: 0.512		F FF 94 B CH 85 X FF 95 1-1 F9 ①		C SL 85 B SL 85 F FF 95 B FF 93 B FF 95 X FF 95 3-2 F8 ②		X FF 94 0-0 1-H HR		B CH 86 C CH 84 B CH 84 C FF 92 X CH 84 2-2 G4-3 ③		4	1	1	2	0	0	1
40 Wilson Ramos, R (1, 2) OBP: 0.254, SLG: 0.250		B FF 96 X FF 96 1-0 2B		B SL 85 B SL 85 1 SAFE B FF 95 C FF 93 F FF 93 F FF 94 X FF 94 3-2 FC4 1-3		X FF 96 0-0 G1-3 ②			S SL 80 F SI 92 B SL 84 X SL 81 1-2 F9 ①	4	0	1	0	0	0	1
20 Ian Desmond, R (1, 6) OBP: 0.292, SLG: 0.412		B SL 86 C SL 86 F SL 86 B FF 96 S FF 96 2-3 K ②		C FF 95 S SL 86 S SL 86 0-3 K ③		S SL 84 X FF 96 0-1 F9 ③			B SL 81 F SL 82 S SL 81 B SI 94 F SL 80 B SI 91 F SI 93 C SI 93 3-3 K ②	4	0	0	0	0	3	3
8 Danny Espinosa, S (1, 4) OBP: 0.265, SLG: 0.379 19 Kevin Frandsen, R (9, PH) OBP: 0.308, SLG: 0.325		X FF 96 0-0 G4-3 ③			L FF 93 B CH 85 H FF 94 2-1 57 SH1-3 HBP		B CU 73 B CU 73 F FF 95 F FF 95 S SL 82 2-3 K ①		C SL 82 X SL 81 0-1 G6-3 ③	2 1	0 0	0 0	0 0	0 0	1 0	1 0
15 Nate McLouth, L (1, 7) OBP: 0.287, SLG: 0.214			B SI 95 C FF 96 B CH 85 L FF 96 B SL 86 X FF 96 3-2 F7 ①		B CU 71 B FF 94 F FF 93 C FF 93 F FF 95 T FF 93 2-2 K ①		C SL 83 B FF 95 F CH 85 H SL 84 2-2 2 S HBP			2	0	0	0	0	1	1
57 Tanner Roark, R (1, 1) OBP: 0.200, SLG: 0.200 33 Greg Dobbs, L (7, PH) OBP: 0.200, SLG: 0.241 12 Tyler Moore, R (7, PH) OBP: 0.289, SLG: 0.353 36 Tyler Clippard, R (8, 1) 13 Jerry Blevins, L (9, 1)			C FF 96 C FF 98 B SL 87 S FF 98 1-3 K ②		X FF 92 0-0 SH1-3 ② 1-2		B SL 89 S FF 96 C SL 88 S FF 95 1-3 K ②			1 0 1 0 0	0 0 0 0 0	0 0 0 0 0	0 0 0 0 0	1 0 1 0 0	0 0 1 0 0	0 0 1 0 0
Inning Stats	R: 0 H: 0 E: 0 LOB: 0 K: 0 BB: 0 S: 10 P: 16	R: 0 H: 1 E: 0 LOB: 1 K: 1 BB: 0 S: 7 P: 11	R: 0 H: 0 E: 0 LOB: 0 K: 1 BB: 0 S: 8 P: 13	R: 0 H: 0 E: 1 LOB: 2 K: 1 BB: 1 S: 16 P: 29	R: 0 H: 0 E: 0 LOB: 1 K: 1 BB: 0 S: 9 P: 13	R: 2 H: 2 E: 0 LOB: 0 K: 0 BB: 0 S: 12 P: 15	R: 0 H: 0 E: 0 LOB: 1 K: 2 BB: 0 S: 10 P: 17	R: 0 H: 0 E: 0 LOB: 0 K: 1 BB: 0 S: 9 P: 14	R: 0 H: 0 E: 0 LOB: 0 K: 1 BB: 0 S: 10 P: 14	1B: 1 2B: 1 3B: 0 HR: 1	SF: 0 SAC: 1 DP: 0 HBP: 2			WP: 0 PB: 0 SB: 1 CS: 0	PA: 34		

PITCHER		IP	WLS	BF	H	R	ER	SO	BB	IBB	HBP	BLK	WP	HR	S	P	ERA	WHIP
24 Nathan Eovaldi, R ERA: 3.36	(1, 1)	6.1	W	26	3	2	2	5	1	0	2	0	0	1	67	106	2.84	0.632
40 Mike Dunn, L ERA: 4.43	(7, 1)	0.2	H	2	0	0	0	1	0	0	0	0	0	0	5	8	0.00	0.000
44 AJ Ramos, R ERA: 2.05	(8, 1)	1.0	H	3	0	0	0	1	0	0	0	0	0	0	9	14	0.00	0.000
31 Steve Cishek, R ERA: 1.74	(9, 1)	1.0	S	3	0	0	0	1	0	0	0	0	0	0	10	14	0.00	0.000

PITCHER	IP	WLS	BF	H	R	ER	SO	BB	IBB	HBP	BLK	WP	HR	S	P	ERA	WHIP

Batter	1	2	3	4	5	6	7	8	9	10	AB	R	H	RBI	BB	SO	LOB
21 Christian Yelich, L (1, 7) (9, 8) OBP: 0.330, SLG: 0.402	C FF 94 C FF 94 F FF 94 B CU 78 B FF 95 F FF 95 F FF 96 B SL 88 X FF 95 3-2 32 FC6-5 2B		C FF 94 C CH 87 B SL 88 X FF 95 1-2 ③ G5-3		B FF 93 C CH 85 X CH 87 1-1 32 FC4-6 1B		X FF 92 0-0 ③ G3			B SI 92 C SI 91 D SI 92 S SI 92 D SI 93 B SI 92 4-2 9 1B 32 SH5-4 5 2B 1-2 BB	4	1	2	0	1	0	0
32 Derek Dietrich, L (1, 4) OBP: 0.348, SLG: 0.426	B FF 95 C FF 94 B CU 77 S FF 95 F FF 95 X CH 87 2-2 ① FC6-5 27 1B 2-3			X FF 94 0-0 9 1B 27 BB 46 1B 1B	1 SAFE 1 SAFE B FF 93 B FF 93 F FF 94 1 SAFE F CH 87 X FF 94 2-2 ② FC4-6 1-2f			F FF 90 B FF 92 B FF 91 S CH 80 F CH 78 F FF 92 X CH 80 2-2 ① F9	X SI 91 0-0 ① SH5-4 1-2 2-3	4	1	1	0	0	0	2
27 Giancarlo Stanton, R (1, 9) OBP: 0.413, SLG: 0.621	C FF 96 C FF 94 X FF 95 0-2 9 G6-4-3 1-2 1B			B FF 93 1 SAFE S SL 87 B FF 93 B SI 93 S SL 87 B SL 87 4-2 9 1B 1-2 BB	B SL 87 B FF 95 C SL 87 F FF 94 S FF 94 2-3 ③ K			B CU 76 B FF 91 B FF 93 C FF 91 B CH 80 4-1 9 1B BB	I IN 63 I IN 70 I IN 68 I IN 64 4-0 9 1B 5 2B IBB	2	1	1	0	3	1	1
9 Casey McGehee, R (1, 5) OBP: 0.363, SLG: 0.383	X SL 88 0-0 ②③ G6-4-3 1-2f			X FF 94 0-0 ① 46 1B 13 1B 1-3 2-3 1B	C FF 93 X FF 94 0-1 46 FC4-6 1B			1 SAFE 1 SAFE C CH 81 B FF 92 C FF 91 B FS 82 X CH 80 2-2 39 PO 1-2 1B	C SL 85 B SI 96 B SL 87 F SI 95 F SL 86 F SL 85 F SL 85 X SL 86 2-2 5 2B 17 1B 1-2 2-3 3-H 1B	5	2	4	1	0	0	2
46 Garrett Jones, L (1, 3) OBP: 0.335, SLG: 0.481 40 Mike Dunn, L (8, 1) 5 Reed Johnson, R (9, 7) OBP: 0.343, SLG: 0.530		B FF 93 C FF 93 B CH 85 F FF 95 F FF 94 X CU 80 2-2 ① G3		B FF 93 B FF 95 F CH 86 S FF 94 B SL 88 X FF 94 3-2 13 1B 3 1B 1-3 3-H 1B		C FF 94 B SI 93 B SI 93 X FF 92 2-1 ① FC4-6 1-2f		C FF 93 F FF 92 F FS 83 F CH 82 B FF 92 X FF 92 1-2 ② L8	X SL 85 0-0 17 1B 1-3 2-H 3-H 2B	4 0 1	1 0 0	1 0 1	1 0 2	0 0 0	0 0 0	3 0 0
39 Jarrod Saltalamacchia, S (1, 2) OBP: 0.343, SLG: 0.420		F CU 78 B FF 94 S FF 95 F FF 95 S FF 95 1-3 ② K		S CH 86 D CU 79 T FF 93 B FF 93 S SL 86 2-3 ② K	C FF 95 S FF 96 B FF 96 F FF 95 S SL 80 1-3 ② K			B CH 82 S CH 81 1 SAFE 1-1 ③ PO 1-2	X FF 91 0-0 ① G3-1	4-0 17 1B IBB	4	0	0	0	1	3	3
13 Marcell Ozuna, R (1, 8) OBP: 0.305, SLG: 0.435 45 Kevin Slowey, R (9, 1) 17 Donovan Solano, R (10, PH) OBP: 0.270, SLG: 0.229 31 Steve Cishek, R (10, 1)		B FF 95 F SL 87 S FF 96 B CU 78 B FF 95 X SL 86 3-2 ③ F8		X CU 80 0-0 3 1B 3 E 1-2 3-H 1B	F FF 94 D SL 79 F FF 94 X SI 94 1-2 ③ L8				S SL 86 B SL 86 F SL 84 S FF 92 1-3 ② K	C SI 92 B SI 93 D SL 83 F SI 92 X SI 93 2-2 1-2 2-3 3-H 1B	4 0 1 0	1 0 0 0	1 0 1 0	1 0 1 0	0 0 0 0	1 0 0 0	1 0 0 0
3 Adeiny Hechavarría, R (1, 6) OBP: 0.293, SLG: 0.330			F FF 94 X FF 94 0-1 ① B2	B FF 94 X 1-0 ③ E9 1-H 2-H 1B			B SI 94 X FF 94 1-0 ① L8		F SL 85 X SL 85 0-1 ③ G6-3	S SI 93 S SL 84 F SL 84 F SL 84 C FF 94 0-3 ② K	5	0	1	1	0	1	3
37 Henderson Alvarez III, R (1, 1) OBP: 0.167, SLG: 0.167 41 Chris Hatcher, R (6, 1) 43 Dan Jennings, L (6, 1) 10 Jeff Baker, R (7, PH) OBP: 0.302, SLG: 0.364 44 AJ Ramos, R (7, 1) 59 Ed Lucas, R (8, 3) OBP: 0.404, SLG: 0.429			C FF 93 X FF 93 0-1 ② G4-3		X FF 92 0-0 ① G5-3		F FF 94 C SL 81 F SL 84 C SL 84 0-3 ② K			S SI 92 B SI 93 D SL 83 F SI 92 X SI 93 2-2 32 SH5-4 9 1B 21 BB 1B 1-2 2-3 3-H G1-3	2 0 0 0 1 0 2	0 0 0 0 0 0 1	0 0 0 0 0 0 3	0 0 0 0 1 0 3	0 0 0 0 0 0	0 0 0 0 0 0	0 0 0 0 0 0
Inning Stats	R: 0 E: 0 K: 0 S: 14 H: 2 LOB: 1 BB: 0 P: 19	R: 0 E: 0 K: 1 S: 11 H: 0 LOB: 0 BB: 0 P: 17	R: 0 E: 0 K: 0 S: 7 H: 0 LOB: 0 BB: 0 P: 8	R: 4 E: 1 K: 1 S: 12 H: 5 LOB: 1 BB: 1 P: 22	R: 0 E: 0 K: 1 S: 9 H: 1 LOB: 1 BB: 0 P: 14	R: 0 E: 0 K: 1 S: 11 H: 1 LOB: 1 BB: 0 P: 15	R: 0 E: 0 K: 1 S: 6 H: 0 LOB: 0 BB: 0 P: 7	R: 0 E: 0 K: 0 S: 15 H: 1 LOB: 1 BB: 1 P: 25	R: 0 E: 0 K: 1 S: 6 H: 0 LOB: 0 BB: 0 P: 7	R: 4 E: 0 K: 1 S: 23 H: 4 LOB: 3 BB: 3 P: 42	1B: 12 2B: 2 3B: 0 HR: 0 SF: 0 SAC: 1 DP: 1 HBP: 0						

PITCHER		IP	WLS	BF	H	R	ER	SO	BB	IBB	HBP	BLK	WP	HR	S	P	ERA	WHIP
27 Jordan Zimmermann, R ERA: 4.07	(1, 1)	5.0		21	8	4	3	3	1	0	0	0	0	0	53	80	5.40	1.800
48 Ross Detwiler, L ERA: 5.01	(6, 1)	1.0		4	1	0	0	1	0	0	0	0	0	0	11	15	0.00	1.000
22 Drew Storen, R ERA: 1.0	(7, 1)	1.0		3	0	0	0	1	0	0	0	0	0	0	6	7	0.00	0.000
36 Tyler Clippard, R ERA: 1.48	(8, 1)	1.0		4	1	0	0	0	1	0	0	0	0	0	15	25	0.00	2.000
29 Rafael Soriano, R ERA: 0.86	(9, 1)	1.0		3	0	0	0	1	0	0	0	0	0	0	6	7	0.00	0.000

PITCHER		IP	WLS	BF	H	R	ER	SO	BB	IBB	HBP	BLK	WP	HR	S	P	ERA	WHIP
13 Jerry Blevins, L ERA: 4.43	(10, 1)	0.1	L	4	1	3	3	0	1	1	0	0	0	0	6	15	81.00	6.000
30 Aaron Barrett, R ERA: 0.92	(10, 1)	0.2		6	3	1	1	1	0	1	0	0	0	0	17	27	13.50	4.500

TOP

Miami Marlins @ Washington Nationals

Nationals Park, Washington, DC

Wed May 28 2014, 7:08 PM - 10:53 PM EDT

Att. 24,830 - Partly Cloudy - 83 F

livebaseballscorecards.com

AB	39
R	8
H	14
RBI	7
BB	5
SO	7
LOB	18

MIAMI

WP: 0 PA: 46
PB: 0
SB: 0
CS: 0

Batter	1	2	3	4	5	6	7	8	9	10	AB	R	H	RBI	BB	SO	LOB
2 Denard Span, L (1, 8) OBP: 0.306, SLG: 0.370	C FF 93 X SI 94 0-1 G4-3 ①		B FF 94 C SI 91 X FF 90 1-1 G6-3 ①		X CH 90 0-0 1-2 1B	S FF 93 F SL 86 D SL 84 B SL 85 X FF 93 2-2 E3 1-2 2-3 3-H		B FF 96 L FF 95 X FF 95 1-1 1-2 2-3 1B		B SI 93 F SI 93 C SL 82 X SL 81 1-2 G4-3 ①	6	0	2	0	0	0	2
6 Anthony Rendon, R (1, 5) OBP: 0.311, SLG: 0.419	C SI 94 F SI 95 X SI 95 0-2 G1-4-3 ②		B SI 96 C SI 96 C CH 84 C SL 83 1-3 K ②		X CU 79 0-0 F8 ③	C FF 94 B SL 86 F FF 94 B SL 85 X FF 94 2-2 F9 ③		C SL 90 B SL 90 F SL 90 B FF 96 F FF 96 F SL 89 F SL 90 F SL 90 F FF 95 2-3 S SL 80 K ①		B SI 92 C SI 91 B SI 91 B SI 92 X SI 92 3-1 28 1B 25 SF9 1B	6	1	1	0	0	2	8
28 Jayson Werth, R (1, 9) OBP: 0.369, SLG: 0.399	C SI 94 S FF 96 F SL 84 F SI 91 X SI 92 0-2 25 1B 1B		B CH 85 C SL 80 X SI 96 1-1 L9 ③			B SI 94 F FF 94 B SL 86 F SI 94 X FS 87 2-2 F9 ①	B SL 78 C SL 78 B FF 91 F FF 93 S SL 80 2-3 K ①	B FF 95 X FF 95 1-0 F5 ②		B SI 92 C SL 81 C SL 81 X SI 93 1-2 1-3 1B	6	0	2	0	0	1	3
25 Adam LaRoche, L (1, 3) OBP: 0.412, SLG: 0.508	C FF 96 X SI 94 0-1 1-2 1B			C SI 92 X CH 88 0-1 G6-3 ①		X SI 94 0-0 20 BB 40 1B 15 2B 1B	B CH 84 C CH 83 C SI 93 X CH 86 1-2 L9 ②	B SL 90 C SL 90 B SL 89 F FF 96 F SL 90 F FF 95 F FF 95 X SL 90 2-2 G3 ③		C SL 82 D SI 93 S SL 80 X SL 80 1-2 SF9 ② 3-H	5	1	2	1	0	0	3
40 Wilson Ramos, R (1, 2) OBP: 0.275, SLG: 0.323	D SL 85 F SI 91 F SI 96 B SI 96 X SI 97 2-2 G1-3 ③			B SI 95 F SI 95 X SI 95 1-1 G1-3 ②		B FF 96 X FF 95 1-0 20 BB 15 2B 1-2 1B	B FF 94 B SL 80 X FF 93 2-0 HR		X SL 83 0-0 1B ①	S SL 82 S SL 81 S SL 80 0-3 K ③	6	2	3	1	0	1	3
20 Ian Desmond, R (1, 6) OBP: 0.299, SLG: 0.408		B SI 95 S SI 96 F SL 84 B FF 96 H SI 97 3-2 19 L9-3 HBP		B CU 76 C SI 95 C SI 95 B FF 96 F SI 95 B SL 80 S SI 90 3-3 K ③		B SL 86 B FS 88 B FF 96 C FF 95 B FS 89 4-1 15 2B 2 E 1-2 2-3 BB	B SL 80 C SL 80 C SL 80 F SL 79 B FF 94 B FF 93 B FF 92 4-2 19 FC5-4 BB		C SL 83 B SI 89 F FF 90 X SL 84 1-2 F9 ②	2	1	0	0	2	1	0
19 Kevin Frandsen, R (1, 4) OBP: 0.302, SLG: 0.318	B SI 95 X SI 96 1-0 L9-3 ① ② 1-1				C SI 93 X SL 79 0-1 G1-3 ①	F FF 95 F SL 86 S FS 88 0-3 K ②	C SL 78 B SL 81 1 SAFE 1 SAFE F FF 90 1 SAFE X SL 79 1-2 FC5-4 ③ 1-2f		X SL 85 0-0 15 1B 1B		5	0	1	0	0	1	5
15 Nate McLouth, L (1, 7) OBP: 0.321, SLG: 0.261	B FF 96 X SI 96 1-0 1B				B SI 90 S CH 89 X SI 94 1-1 2 1B 1B	X FS 88 0-0 2 E 1-3 2-H 3-H 2B		B FF 95 C FF 95 B SL 88 B FF 95 C FF 95 B FF 95 4-2 2 1B 7 S BB	C CU 73 D FF 89 1 SAFE X CH 85 1-1 1-3 1B		4	0	4	2	1	0	0
27 Jordan Zimmermann, R (1, 1) OBP: 0.375, SLG: 0.417 12 Tyler Moore, R (5, PH) OBP: 0.286, SLG: 0.429 48 Ross Detwiler, R (6, 1) 8 Danny Espinosa, S (6, PH) OBP: 0.286, SLG: 0.571 22 Drew Storen, S (7, 1) 36 Tyler Clippard, R (8, 1) 7 Scott Hairston, R (8, PH) OBP: 0.250, SLG: 0.500 29 Rafael Soriano, R (9, 1) 33 Greg Dobbs, L (9, PH) OBP: 0.154, SLG: 0.231 13 Jerry Blevins, L (10, 1) 30 Aaron Barrett, R (10, 1)	B FF 96 C SI 96 B SL 83 X SI 93 2-1 G4-3 ③				B SI 94 B SI 93 X SI 93 2-0 F8 ②	B SL 83 C SL 84 B FF 93 D SL 85 B FF 93 4-1 2 E BB		B SL 87 B SL 88 B FF 95 C FF 95 C SL 88 B FF 95 4-2 2 1B 1-2 BB	X CH 85 0-0 P3 ③							
Inning Stats	R: 0 E: 0 K: 0 S: 15 H: 2 LOB: 2 BB: 0 P: 17	R: 0 E: 0 K: 0 S: 6 H: 1 LOB: 1 BB: 0 P: 13	R: 0 E: 0 K: 1 S: 7 H: 0 LOB: 0 BB: 0 P: 10	R: 0 E: 0 K: 1 S: 8 H: 0 LOB: 0 BB: 0 P: 12	R: 0 E: 0 K: 0 S: 7 H: 2 LOB: 2 BB: 0 P: 10	R: 3 E: 1 K: 1 S: 17 H: 3 LOB: 3 BB: 2 P: 32	R: 1 E: 0 K: 1 S: 13 H: 1 LOB: 1 BB: 1 P: 23	R: 0 E: 0 K: 1 S: 21 H: 1 LOB: 3 BB: 2 P: 35	R: 0 E: 0 K: 0 S: 8 H: 3 LOB: 2 BB: 0 P: 10	R: 1 E: 0 K: 1 S: 14 H: 2 LOB: 1 BB: 0 P: 20	1B: 13 2B: 2 3B: 0 HR: 1 SF: 1 SAC: 0 DP: 1 HBP: 1	WP: 0 PB: 0 SB: 1 CS: 0 PA: 50					

PITCHER		IP	WLS	BF	H	R	ER	SO	BB	IBB	HBP	BLK	WP	HR	S	P	ERA	WHIP
37 Henderson Alvarez III, R ERA: 2.97	(1, 1)	5.0		20	5	0	0	2	0	0	1	0	0	0	43	62	0.00	1.000
41 Chris Hatcher, R ERA: 6.75	(6, 1)	0.2		6	3	3	2	1	1	0	0	0	0	0	10	17	27.00	6.000
43 Dan Jennings, L ERA: 1.42	(6, 1)	0.1	H	3	0	0	0	0	1	0	0	0	0	0	7	15	0.00	3.000
44 AJ Ramos, R ERA: 2.35	(7, 1)	1.0	B	5	1	1	1	1	1	0	0	0	0	1	13	23	9.00	2.000
40 Mike Dunn, L ERA: 4.22	(8, 1)	1.0		6	1	0	0	1	2	0	0	0	0	0	21	35	0.00	3.000
45 Kevin Slowey, R ERA: 4.65	(9, 1)	1.0	W	5	3	0	0	0	0	0	0	0	0	0	8	10	0.00	3.000
31 Steve Cishek, R ERA: 2.08	(10, 1)	1.0		5	2	1	1	1	0	0	0	0	0	0	14	20	9.00	2.000

BOTTOM

Miami Marlins @ Washington Nationals

Nationals Park, Washington, DC

Wed May 28 2014, 7:08 PM - 10:53 PM EDT

Att. 24,830 - Partly Cloudy - 83 F

livebaseballscorecards.com

AB	43
R	5
H	15
RBI	4
BB	5
SO	6
LOB	28

Texas Rangers @ Washington Nationals

Nationals Park, Washington, DC

Fri May 30 2014, 7:08 PM - 9:52 PM EDT

Att. 31,659 - Clear - 73 F

TOP

livebaseballscorecards.com

Batter	1	2	3	4	5	6	7	8	9	AB	R	H	RBI	BB	SO	LOB
17 Shin-Soo Choo, L (1, 7) OBP: 0.415, SLG: 0.455	X FF 95 0-0 G3	B CH 87 X SI 93 1-0 F8			C FF 93 C SI 94 B CH 89 S CH 88 1-3 K		C CH 87 X SL 82 0-1 G4-3			4	0	0	0	0	1	2
1 Elvis Andrus, R (1, 6) OBP: 0.312, SLG: 0.343	C SI 94 B FF 96 C SI 94 C CU 80 1-3 K		B FF 95 B SI 93 B FF 94 C SI 93 C FF 94 B SI 94 4-2 18 FC4-6 BB		C CU 78 B SI 95 C CH 88 B CH 90 X FF 94 2-2 L4-3		B SI 94 X SI 93 1-0 G6-3			3	0	0	0	1	1	0
18 Mitch Moreland, L (1, 3) OBP: 0.306, SLG: 0.379	C SI 95 B CU 80 B FF 96 S CH 89 S CH 89 2-3 K		1 SAFE 1 SAFE F FF 93 X CH 86 0-1 FC4-6 1-2f		C FF 95 F CH 89 S SI 95 0-3 K			C SI 97 X SI 99 0-1 29 G5-4-3 1B 1B		4	0	1	0	0	2	1
29 Adrian Beltré, R (1, 5) OBP: 0.362, SLG: 0.459		X SI 95 0-0 2 E 12 1B 2B	F FF 95 X CU 77 0-1 F8			C CH 87 S CH 87 X FF 96 0-2 60 1B 1B		C SI 98 D SL 88 X SI 98 1-1 G5-4-3 1-2 1B		4	1	3	0	0	0	1
Alex Rios, R (1, 9) OBP: 0.349, SLG: 0.477		C SI 94 F CU 77 S SI 93 0-3 K	C CH 86 X CH 87 0-1 G4-3			1 SAFE F SI 92 F CH 86 F CH 87 B FF 95 S CU 80 1-3 K		B SI 97 X SI 96 1-0 G5-4-3 1-2f 2-3		4	0	0	0	0	2	5
60 Chris Gimenez, R (1, 2) OBP: 0.462, SLG: 0.560		S FF 94 D FF 93 C CU 79 S CH 87 1-3 K		B FF 95 B FF 95 C FF 95 X FF 96 2-1 2B		B CU 79 1 SAFE B CU 79 B FF 94 C SI 94 X FF 94 3-1 1-2 1B		C SI 97 C SL 85 X SL 87 0-2 F9		4	0	2	0	0	1	2
2 Leonys Martin, L (1, 8) OBP: 0.326, SLG: 0.356		B CH 86 B FF 94 C FF 95 X FF 95 2-1 E1 12 1B 48 1B 2-3		B FF 93 F CH 87 F SI 93 D CU 79 X CH 86 2-2 F8		F CH 87 B FF 95 F CH 86 S SI 94 1-3 K			B SI 95 B SI 94 C SI 94 F SI 95 X SI 96 2-2 G1-3	4	1	0	0	0	1	4
12 Rougned Odor, L (1, 4) OBP: 0.286, SLG: 0.444 46 Robbie Ross Jr., L (6, 1) 16 Donnie Murphy, R (9, PH) OBP: 0.301, SLG: 0.329		B FF 94 B CH 87 X FF 94 2-0 48 1B 1-2 3-H 1B	C FF 93 B CU 78 B SI 94 X FF 93 2-1 L7			X FF 94 0-0 P2			B SI 96 F SI 96 B SI 96 F SI 95 X SL 85 2-2 P4	3 0 1	0 0 0	1 0 0	1 0 0	0 0 0	0 0 0	3 0 0
48 Colby Lewis, R (1, 1) OBP: 0.500, SLG: 0.500 3 Luis Sardinas, S (6, 4) OBP: 0.273, SLG: 0.281		F SI 94 X FF 94 0-1 1-2 2-H 1B	F FF 94 B CU 78 F FF 94 S CU 78 1-3 K				B SI 92 C SI 93 F SI 93 X CH 88 1-2 G4-3		F SI 97 S SI 96 S SL 85 0-3 K	2 2	0 0	1 0	1 0	0 0	1 1	1 0

	AB	35
	R	2
	H	8
	RBI	2
	BB	1
	SO	10
	LOB	19

Inning Stats	1	2	3	4	5	6	7	8	9	1B: 6	SF: 0	WP: 0	PA: 36
	R: 0 E: 0 K: 2 S: 7 H: 0 LOB: 0 BB: 0 P: 10	R: 2 E: 1 K: 2 S: 13 H: 3 LOB: 2 BB: 0 P: 19	R: 0 E: 0 K: 0 S: 8 H: 0 LOB: 1 BB: 1 P: 12	R: 0 E: 0 K: 1 S: 10 H: 1 LOB: 1 BB: 0 P: 17	R: 0 E: 0 K: 2 S: 9 H: 0 LOB: 0 BB: 0 P: 12	R: 0 E: 0 K: 2 S: 13 H: 2 LOB: 2 BB: 0 P: 18	R: 0 E: 0 K: 0 S: 6 H: 0 LOB: 0 BB: 0 P: 8	R: 0 E: 0 K: 0 S: 8 H: 2 LOB: 1 BB: 0 P: 10	R: 0 E: 0 K: 1 S: 9 H: 0 LOB: 0 BB: 0 P: 13	2B: 2 3B: 0 HR: 0	SAC: 0 DP: 1 HBP: 0	PB: 0 SB: 0 CS: 0	

PITCHER		IP	WLS	BF	H	R	ER	SO	BB	IBB	HBP	BLK	WP	HR	S	P	ERA	WHIP
37 Stephen Strasburg, R ERA: 3.15	(1, 1)	6.0	W	26	6	2	0	9	1	0	0	0	0	0	60	88	0.00	1.167
22 Drew Storen, R ERA: 0.95	(7, 1)	1.0		3	0	0	0	0	0	0	0	0	0	0	6	8	0.00	0.000
64 Blake Treinen, R ERA: 1.4	(8, 1)	2.0		7	2	0	0	1	0	0	0	0	0	0	17	23	0.00	1.000

PITCHER	IP	WLS	BF	H	R	ER	SO	BB	IBB	HBP	BLK	WP	HR	S	P	ERA	WHIP

Texas Rangers @ Washington Nationals

Nationals Park, Washington, DC

Fri May 30 2014, 7:08 PM - 9:52 PM EDT

Att. 31,659 - Clear - 73 F

BOTTOM

livebaseballscorecards.com

Batter	1	2	3	4	5	6	7	8	9	AB	R	H	RBI	BB	SO	LOB
2 Denard Span, L (1, 8) OBP: 0.313, SLG: 0.376	B FF 87 F SI 87 F CH 84 X FF 90 1-2 6 G6-3 1B		C CU 77 X CU 79 0-1 ③ F8		C CU 74 F CH 84 F SL 83 F FF 90 F SL 84 F FF 91 B FF 89 X FF 91 1-2 6 G5-3 6 E 1B	X FF 91 0-0 ③ F7		C SL 85 F SI 90 X SI 91 0-2 6 1B 28 1B 1B		5	2	3	0	0	0	1
6 Anthony Rendon, R (1, 5) OBP: 0.313, SLG: 0.418	F SI 87 ① B FF 88 ② 1 SAFE 1 SAFE D CH 82 X SL 82 2-1 G6-3 1-2f			C FF 89 B FF 89 B FF 90 X SL 82 2-1 ① G6-3	1 SAFE B FF 86 B CH 81 C CH 81 1 SAFE B CH 83 X FF 87 3-1 ① G5-3 1-H		B FF 90 X FF 90 1-0 28 1B 40 1B 1B	B SI 92 X FF 89 1-0 28 1B 1-3 1B		5	1	2	0	0	0	1
28 Jayson Werth, R (1, 9) OBP: 0.374, SLG: 0.404	C SL 83 B FF 90 S FF 91 C FF 90 1-3 ③ K			X CU 78 0-0 25 1B 20 HR 1B	X CU 79 0-0 ② P2		C FF 92 B FF 90 X FF 90 1-1 40 1B 1-2 40 E 1B	C FF 91 X FF 91 0-1 1-3 3-H 1B		5	2	3	1	0	1	0
25 Adam LaRoche, L (1, 3) OBP: 0.405, SLG: 0.496		C FF 89 F SL 82 B FF 90 B FF 91 S SL 84 2-3 ① K		C CH 84 X FF 89 0-1 20 HR 1-3 1B	B CU 77 C FF 90 C FF 89 F FF 90 F SL 84 C FF 90 1-3 ③ K		X FF 92 0-0 ① F7	C FC 91 B SL 85 B FF 90 X SL 85 2-1 ③ P6		5	1	1	0	0	2	4
40 Wilson Ramos, R (1, 2) OBP: 0.301, SLG: 0.338		C FF 90 C FF 91 B FF 92 X FF 92 1-2 1B		T SL 82 S SL 84 F FF 92 C FF 89 0-3 ② K	F CH 82 B FF 88 B SL 81 F SL 82 B SL 84 F FF 90 B CH 85 4-2 15 1B 12 2B BB	X FF 90 0-0 E9 1-H 2-H 1B			3	1	2	1	1	1	2
20 Ian Desmond, R (1, 6) OBP: 0.298, SLG: 0.420		C SL 81 B FF 88 X FF 89 1-1 ② P6		B SL 83 X FF 91 1-0 1-H 3-H HR	F FF 89 X FF 89 0-1 ① P4	X SL 86 0-0 ② G6-3				4	1	1	3	0	0	3
15 Nate McLouth, L (1, 7) OBP: 0.327, SLG: 0.272		F SI 89 B FF 87 X FF 89 1-1 ③ F9		B CH 85 B CH 83 C SI 89 X SI 89 2-1 E4 1B	C FF 88 B FF 88 B CH 84 B FF 88 X FF 89 3-1 1-2 12 2B 1B	X SL 86 0-0 ③ G4-3				4	1	2	0	0	0	2
8 Danny Espinosa, S (1, 4) OBP: 0.269, SLG: 0.372			B CH 82 B SI 87 C FF 89 X FF 88 2-1 ① G4-3	I IN 72 I IN 74 I IN 73 I IN 74 4-0 IBB	X SI 88 0-0 ② F8			F FF 90 F FF 90 B FF 90 B FF 91 F SL 84 X FF 92 2-2 ① G5-3		3	0	0	0	1	0	2
37 Stephen Strasburg, R (1, 1) OBP: 0.136, SLG: 0.050 12 Tyler Moore, R (6, PH) OBP: 0.295, SLG: 0.371 22 Drew Storen, S (7, 1) 64 Blake Treinen, R (8, 1) OBP: 0.333, SLG: 0.200			C FF 90 F FF 90 S CH 82 0-3 ② K	S FF 89 X FF 89 0-1 ③ G4-3	C SL 82 X SL 83 0-1 1-H 2-H 2B			C FF 90 B FF 92 S SI 90 B SI 89 F FF 90 B SL 84 X FF 91 3-2 ② L9		2 1 0 1	0 0 0 0	0 1 0 0	0 2 0 0	0 0 0 0	1 0 0 0	2 0 0 0
Inning Stats	R: 0 E: 0 K: 1 S: 8 H: 1 LOB: 0 BB: 0 P: 12	R: 0 E: 0 K: 1 S: 10 H: 1 LOB: 1 BB: 0 P: 15	R: 0 E: 0 K: 1 S: 7 H: 0 LOB: 0 BB: 0 P: 9	R: 3 E: 1 K: 1 S: 14 H: 4 LOB: 2 BB: 1 P: 23	R: 1 E: 1 K: 1 S: 15 H: 1 LOB: 0 BB: 0 P: 20	R: 2 E: 0 K: 0 S: 11 H: 2 LOB: 1 BB: 1 P: 18	R: 2 E: 1 K: 0 S: 7 H: 3 LOB: 1 BB: 0 P: 9	R: 1 E: 0 K: 0 S: 16 H: 3 LOB: 2 BB: 0 P: 24		1B: 13 2B: 1 3B: 0 HR: 1	SF: 0 SAC: 0 DP: 1 HBP: 0			WP: 0 PB: 0 SB: 0 CS: 0	PA: 40	

	AB	38
	R	9
	H	15
	RBI	7
	BB	2
	SO	5
	LOB	17

PITCHER	IP	WLS	BF	H	R	ER	SO	BB	IBB	HBP	BLK	WP	HR	S	P	ERA	WHIP
48 Colby Lewis, R (1, 1) ERA: 5.44	5.2	L	27	9	6	5	5	1	1	0	0	0	1	64	96	7.94	1.765
46 Robbie Ross Jr., L (6, 1) ERA: 4.94	2.1		13	6	3	2	0	0	0	0	0	0	0	24	34	7.71	2.571

PITCHER	IP	WLS	BF	H	R	ER	SO	BB	IBB	HBP	BLK	WP	HR	S	P	ERA	WHIP

Texas Rangers @ Washington Nationals

Nationals Park, Washington, DC

Sat May 31 2014, 12:06 PM - 2:53 PM EDT

Att. 35,164 - Sunny - 73 F

TOP

livebaseballscorecards.com

Batter	1	2	3	4	5	6	7	8	9	AB	R	H	RBI	BB	SO	LOB
17 Shin-Soo Choo, L (1, 7) OBP: 0.412, SLG: 0.456	C SI 89 C SI 88 X FF 88 0-2 G3-1			F SI 87 B FC 86 F SI 90 B CU 75 B SI 88 X CH 80 3-2 G3-1		C CU 72 X CH 78 0-1 18 1B 2B		B SI 93 S SI 92 B SI 92 C SI 91 X SI 92 2-2 F7		4	1	1	0	0	0	0
37 Shawn Tolleson, R (8, 1)										0	0	0	0	0	0	0
1 Elvis Andrus, R (1, 6) OBP: 0.311, SLG: 0.346	B FF 88 B SI 89 C SI 89 C CH 80 F SI 89 B SI 90 F CH 81 X SI 90 3-2 G5-3			B CU 74 B CH 80 F SI 89 B SI 89 X SI 89 3-1 2B		C SI 87 C SI 88 D CU 73 C SI 88 1-3 K		S SI 91 B KC 80 X SI 92 1-1 G1-3		4	0	1	0	0	1	1
18 Mitch Moreland, L (1, 3) OBP: 0.304, SLG: 0.376	F SI 89 B SI 90 C CH 80 B SI 89 B FC 86 X CH 82 3-2 G1-3			B CU 71 F SI 90 F FC 85 S CU 74 1-3 K		C CU 72 C SI 86 X CU 72 0-2 29 G6-4-3 2-H 1B			C SI 91 B SL 88 X SI 91 1-1 L5	4	0	1	1	0	1	1
29 Adrian Beltré, R (1, 5) OBP: 0.356, SLG: 0.451		B SI 88 C CH 78 X SI 88 1-1 G5-3		C SI 88 F FC 81 F SI 89 F SI 88 X CU 74 0-2 F7		C SI 88 F FC 81 B SI 89 F SI 88 F SI 88 F SI 88 X CH 81 1-2 G6-4-3 1-2f			B SI 92 F SI 91 S CH 85 B SI 92 S CU 74 2-3 K	3	0	0	0	0	0	2
16 Donnie Murphy, R (7, 5) OBP: 0.298, SLG: 0.325										1	0	0	0	0	1	0
Alex Rios, R (1, 9) OBP: 0.349, SLG: 0.472		C SI 88 F SI 88 B FF 89 C CH 79 1-3 K			C SI 87 F CU 74 B SI 88 F FC 82 B CH 78 B CH 82 F CU 74 B FF 90 4-2 2 G3-1 12 2B BB		B SI 92 B SI 91 C SI 92 F SI 92 S FC 86 2-3 K		C SI 92 S CH 86 F SI 92 S CU 76 0-3 K	2	1	0	0	1	2	0
19 Daniel Robertson, R (7, 9) OBP: 0.217, SLG: 0.143										1	0	0	0	0	1	0
61 Robinson Chirinos, R (1, 2) OBP: 0.274, SLG: 0.324		B FF 89 B CH 80 F SI 88 C SI 89 B FC 85 C CH 80 3-3 K			C SI 87 C SI 88 X FC 82 0-2 F8		C SI 93 S FC 85 B FC 87 F SI 93 F KC 80 F SI 94 X FC 86 1-2 G5-3			3	0	0	0	0	1	1
2 Leonys Martin, L (1, 8) OBP: 0.326, SLG: 0.361			B SI 87 C SI 86 C CH 79 B SI 87 X SI 86 2-2 F9		B CH 79 S SI 88 F SI 89 X CU 72 1-2 G3-1 1-2		C SI 92 X KC 80 0-1 2B			3	0	1	0	0	0	1
12 Rougned Odor, L (1, 4) OBP: 0.288, SLG: 0.456			C SI 86 S FC 84 B FC 83 B FF 88 B CH 80 C SI 90 3-3 K		B CU 72 B CH 80 F SI 88 X CU 74 2-1 2-H 2B		S KC 80 C KC 79 S FC 84 0-3 K			3	0	1	1	0	2	1
23 Nick Tepesch, R (1, 1)										0	0	0	0	0	0	0
22 Nick Martinez, L (3, PH)										1	0	0	0	0	0	0
25 Scott Baker, R (3, 1)										1	0	0	0	0	1	1
15 Michael Choice, R (8, PH) OBP: 0.287, SLG: 0.308										1	0	0	0	0	0	0
(8, 7)			B SI 89 C SI 88 B FC 85 X SI 88 2-1 G4-3		C SI 88 S FF 89 B CU 73 C SI 89 1-3 K			C SI 91 B KC 81 F SI 91 B FC 87 X FC 88 2-2 FC5-3								
Inning Stats	R: 0 E: 0 K: 0 S: 11 H: 0 LOB: 0 BB: 0 P: 17	R: 0 E: 0 K: 2 S: 8 H: 0 LOB: 0 BB: 0 P: 13	R: 0 E: 0 K: 1 S: 8 H: 0 LOB: 0 BB: 0 P: 15	R: 0 E: 0 K: 1 S: 13 H: 1 LOB: 1 BB: 0 P: 20	R: 1 E: 0 K: 1 S: 15 H: 1 LOB: 1 BB: 1 P: 23	R: 1 E: 0 K: 1 S: 14 H: 2 LOB: 0 BB: 0 P: 16	R: 0 E: 0 K: 2 S: 14 H: 1 LOB: 1 BB: 0 P: 17	R: 0 E: 0 K: 0 S: 8 H: 0 LOB: 0 BB: 0 P: 13	R: 0 E: 0 K: 2 S: 9 H: 0 LOB: 0 BB: 0 P: 12	1B: 1 2B: 4 3B: 0 HR: 0	SF: 0 SAC: 0 DP: 1 HBP: 0	WP: 0 PB: 0 SB: 0 CS: 0	PA: 32				

	AB	31
	R	2
	H	5
	RBI	2
	BB	1
	SO	10
	LOB	8

PITCHER		IP	WLS	BF	H	R	ER	SO	BB	IBB	HBP	BLK	WP	HR	S	P	ERA	WHIP
58 Doug Fister, R ERA: 3.34	(1, 1)	6.0	W	22	4	2	2	6	1	0	0	0	0	0	69	104	3.00	0.833
35 Craig Stammen, R ERA: 2.4	(7, 1)	2.0		7	1	0	0	2	0	0	0	0	0	0	22	30	0.00	0.500
13 Jerry Blevins, L ERA: 4.22	(9, 1)	1.0		3	0	0	0	2	0	0	0	0	0	0	9	12	0.00	0.000

PITCHER		IP	WLS	BF	H	R	ER	SO	BB	IBB	HBP	BLK	WP	HR	S	P	ERA	WHIP

Batter	1	2	3	4	5	6	7	8	9	AB	R	H	RBI	BB	SO	LOB
2 Denard Span, L (1, 8) OBP: 0.315, SLG: 0.373	B CH 86 B SI 87 C FF 88 S SL 84 F FF 88 B SL 84 F FF 89 B FF 90 4-2 6 CS BB	S SL 83 F SI 88 X CU 76 0-2 6 1B 28 2B 1B		B SI 87 X SI 88 1-0 ① L9		B SI 86 C SL 78 X SI 89 1-1 ① L8		B FF 93 C CH 84 X FF 92 1-1 ② G3-1		4	1	1	0	1	0	1
6 Anthony Rendon, R (1, 5) OBP: 0.323, SLG: 0.441	1 SAFE 1 SAFE 1 SAFE B SL 83 F FF 88 1 SAFE B SL 83 1 SAFE F FF 89 2-2 X SI 89 ① 1-2 HR	C FF 87 D SL 83 1 SAFE B SL 82 F FF 88 1 SAFE F SL 84 X SL 84 2-2 28 2B 28 E 1-2 1B		S SL 78 B SI 87 X SL 79 1-1 28 FC6-4 1-2 1B		X SI 88 0-0 7 HR 1B		C FF 92 B FF 95 S FC 91 S FF 93 1-3 ③ K		5	3	4	1	0	1	0
28 Jayson Werth, R (1, 9) OBP: 0.373, SLG: 0.408 7 Scott Hairston, R (6, PH) OBP: 0.435, SLG: 0.700 (7, 7)	X SI 88 0-0 ② P5	C FF 89 F SL 83 F CU 76 B SI 90 X SI 91 1-2 E7 1-H 2-H 2B		C SI 89 C SI 88 X SL 81 0-2 ② FC6-4 25 HR 1-2f 2-3		D SL 80 X SI 88 1-0 1-H HR				3 1	1 1	1 1	1 2	0 0	0 0	2 0
25 Adam LaRoche, L (1, 3) OBP: 0.414, SLG: 0.522	F SI 87 B SL 83 X SL 83 1-1 1B	C CU 76 B CH 83 B SI 88 S SL 84 B SI 89 B SL 84 4-2 20 FC5-4 BB		B SI 88 F SI 88 B FF 89 S SL 80 X SL 80 2-2 1-H 3-H HR		B SI 88 X SI 89 1-0 ② F7				3	1	2	3	1	0	0
20 Ian Desmond, R (1, 6) OBP: 0.297, SLG: 0.413 35 Craig Stammen, R (7, 1) OBP: 0.250, SLG: 0.500 13 Jerry Blevins, L (9, 1)	C SL 81 B SI 87 F FF 88 B SL 83 B CU 77 S SL 83 3-3 K	X SL 83 0-0 ③ FC5-4 1-2f		B SL 80 C SI 89 B SI 89 B SL 81 D SI 88 4-1 BB		B SI 89 S SL 79 F SI 88 F SI 90 S SL 80 1-3 ③ K				3 0 0	0 0 0	0 0 0	0 0 0	1 0 0	2 0 0	3 0 0
15 Nate McLouth, L (1, 7) OBP: 0.316, SLG: 0.260 (7, 9)		C CH 86 F FF 87 F CU 75 F SL 82 B SI 91 X SL 83 1-2 ① G3-1	B SI 86 C SI 87 B SI 88 X SI 88 2-1 ① L9	C SI 87 X SL 79 0-1 ③ G4-3			F SI 88 B SL 79 C SL 78 B SI 89 X SI 88 2-2 ① G3			4	0	0	0	0	0	1
8 Danny Espinosa, S (1, 4) OBP: 0.269, SLG: 0.375 (7, 6)		B FF 87 X FF 89 1-0 59 HR 2B	B SI 88 S SI 88 S SI 89 F SL 81 F SL 81 F SI 89 S CH 85 1-3 ② K		C SL 80 B CH 84 F SL 81 T SI 89 1-2 ① K		B SL 79 F SI 89 F SI 90 B CH 86 F SL 81 F SL 82 F SI 91 F SI 91 F SL 80 3-3 B CH 85 S SI 90 K			4	1	1	0	0	3	0
59 Jose Lobaton, S (1, 2) OBP: 0.290, SLG: 0.359		S SL 84 B FF 88 B SL 84 B SL 83 S SL 83 X SI 89 3-2 2-H HR	B CH 84 F SI 88 B SI 89 F SI 90 C SI 90 2-3 ③ K		F SI 89 F SL 80 B SL 81 F SL 80 F SI 89 F CH 86 T SI 90 1-2 ② K		C SI 88 F SI 90 B SI 90 S CH 85 1-3 ③ K			4	1	1	2	0	3	0
58 Doug Fister, L (1, 1) OBP: 0.111, SLG: 0.111 19 Kevin Frandsen, R (7, 4) OBP: 0.299, SLG: 0.315		B SI 88 B FF 88 C FF 88 X FF 88 2-1 ② F7		B SI 86 B SI 88 X SI 88 2-0 28 FC6-4 6 1B 25 HR 1B		F SI 89 X SI 90 0-1 ③ G4-3		X FF 90 0-0 ① F9		3 1	1 0	1 0	0 0	0 0	0 0	0 0
Inning Stats	R: 1 E: 0 K: 1 S: 13 H: 2 LOB: 1 BB: 1 P: 23	R: 4 E: 1 K: 0 S: 25 H: 5 LOB: 2 BB: 1 P: 39	R: 0 E: 0 K: 2 S: 11 H: 0 LOB: 0 BB: 0 P: 16	R: 3 E: 0 K: 0 S: 13 H: 3 LOB: 1 BB: 1 P: 23	R: 0 E: 0 K: 2 S: 11 H: 0 LOB: 0 BB: 0 P: 13	R: 2 E: 0 K: 1 S: 9 H: 2 LOB: 0 BB: 0 P: 13	R: 0 E: 0 K: 2 S: 14 H: 0 LOB: 0 BB: 0 P: 20	R: 0 E: 0 K: 1 S: 6 H: 0 LOB: 0 BB: 0 P: 8		1B: 6 2B: 2 3B: 0 HR: 4 SF: 0 SAC: 0 DP: 0 HBP: 0		WP: 0 PB: 0 SB: 0 CS: 1 PA: 38		

PITCHER	IP	WLS	BF	H	R	ER	SO	BB	IBB	HBP	BLK	WP	HR	S	P	ERA	WHIP
23 Nick Tepesch, R (1, 1) ERA: 4.43	2.0	L	14	7	5	4	1	2	0	0	0	0	2	38	62	18.00	4.500
25 Scott Baker, R (3, 1) ERA: 6.04	5.0		21	5	5	5	7	1	0	0	0	0	2	58	85	9.00	1.200
37 Shawn Tolleson, R (8, 1) ERA: 2.89	1.0		3	0	0	0	1	0	0	0	0	0	0	6	8	0.00	0.000

PITCHER	IP	WLS	BF	H	R	ER	SO	BB	IBB	HBP	BLK	WP	HR	S	P	ERA	WHIP

BOTTOM

Texas Rangers @ Washington Nationals

Nationals Park, Washington, DC

Sat May 31 2014, 12:06 PM - 2:53 PM EDT

Att. 35,164 - Sunny - 73 F

livebaseballscorecards.com

AB	35
R	10
H	12
RBI	9
BB	3
SO	9
LOB	7

Texas Rangers @ Washington Nationals

Nationals Park, Washington, DC

Sun Jun 01 2014, 1:37 PM - 4:41 PM EDT

Att. 32,813 - Sunny - 75 F

TOP

livebaseballscorecards.com

Batter	1	2	3	4	5	6	7	8	9	AB	R	H	RBI	BB	SO	LOB
19 Daniel Robertson, R (1, 7) OBP: 0.214, SLG: 0.154	B SI 91 C SI 90 C SI 91 B CU 74 X SI 91 2-2 G3		L SI 90 X SI 91 0-1 G6-3			B SI 91 C SI 91 X SI 91 1-1 G4-3		C SI 93 B FF 94 C SL 82 F SL 83 B SL 84 X FF 94 2-2 1 SH2-3 16 1B 1B	B SL 86 B FC 90 S FF 92 C FF 92 D SL 85 X FF 93 3-2 L9 2-3	5	1	1	0	0	0	2
1 Elvis Andrus, R (1, 6) OBP: 0.314, SLG: 0.349	B SI 92 B SI 91 X SI 91 2-0 E 1B 1B		B SI 91 F SL 82 X SL 82 1-1 G5-4-3 1B			B SI 91 C SI 92 B SI 92 X SI 92 2-1 G5-3		L FF 93 L SL 82 1 SAFE 1 SAFE F SL 83 X FF 94 0-2 SH2-3 1-2	F FF 93 B FF 92 F SL 85 F FF 94 B FF 93 F SL 87 D SL 88 F FF 90 X FC 91 3-2 P4	4	0	2	0	0	0	2
Alex Rios, R (1, 9) OBP: 0.352, SLG: 0.473	X SL 82 0-0 E8 16 CS 1-3 1B		1 SAFE 1 SAFE B SI 91 1 SAFE X SL 83 1-0 G5-4-3 1-2f			B SL 83 X SI 92 1-0 29 S 1B		C SL 82 F FF 94 S CH 87 0-3 K		4	0	2	0	0	1	2
29 Adrián Beltré, R (1, 5) OBP: 0.354, SLG: 0.442	B SI 92 1 SAFE F SL 83 F SI 92 S SI 93 1-3 K			C CU 74 B SL 83 B SI 91 C SI 92 F SI 92 F SI 92 X SI 91 2-2 F7		1 SAFE B SI 92 F SI 92 B CH 85 B SL 82 X SL 83 3-1 G4-3 1-2		I IN 86 I IN 85 I IN 85 I IN 85 4-0 16 1B IBB		3	0	0	0	1	1	3
16 Donnie Murphy, R (1, 3) OBP: 0.316, SLG: 0.345	1 SAFE C SL 84 D SL 84 1 SAFE S SI 92 B SL 85 2-2 CS 1-2	B SI 89 B SI 90 X SI 91 2-0 3 BB 1B		C SI 92 S CU 73 X SL 81 0-2 G6-3			C SL 81 X SI 91 0-1 2 CS 1B	S SI 94 X SL 83 0-1 1-2 2-H 1B		4	0	3	1	0	0	0
2 Leonys Martin, L (1, 8) OBP: 0.325, SLG: 0.375		B SI 89 F SI 92 1 SAFE F SI 92 F SL 84 X SI 93 1-2 P5		B SI 92 L CH 83 S SI 92 S CU 74 1-3 K			1 SAFE T SI 90 X CH 82 0-1 1-2 HR	C SI 91 C SL 88 D CU 75 B SI 92 F CU 74 X SI 92 2-2 F7		4	1	1	1	0	1	3
60 Chris Gimenez, R (1, 2) OBP: 0.433, SLG: 0.552		C SI 92 B SL 83 F SL 83 B SI 92 1 SAFE C FF 92 2-3 K			C CU 71 B SI 90 C SI 91 F CU 74 X CU 74 1-2 G5-3		C SI 91 X SL 82 0-1 G6-3		X FF 90 0-0 19 L9 2B	4	0	1	0	0	1	1
3 Luis Sardinas, S (1, 4) OBP: 0.297, SLG: 0.265		C SI 93 B SI 93 B SI 93 B SI 93 T SI 92 F SI 91 B SI 91 4-2 1-2 BB			X CH 83 0-0 G6-3		C SI 91 B CU 73 B SI 92 C SI 92 F CU 73 F SI 91 B CU 74 B SI 92 4-2 BB		C FF 92 B FF 92 C FF 92 L FF 92 1-3 K	2	0	0	0	2	1	1
11 Yu Darvish, R (1, 1) 17 Shin-Soo Choo, L (9, PH) OBP: 0.414, SLG: 0.456 22 Nick Martinez, L (9, PR) 28 Joakim Soria, R (9, 1)		B SI 92 B SI 91 C SI 92 T SI 92 X SI 92 2-2 G6-3			C SI 91 X SL 82 0-1 F7		C SI 93 B SI 92 F SL 82 B SI 93 C SI 91 2-3 K		B SI 92 B FF 92 B FF 92 C SI 94 S FF 92 B FF 93 4-2 BB	3 0 0 0	0 0 0 0	0 0 0 0	0 1 0 0	1 0 0 0	0 0 0 0	3 0 0 0
Inning Stats	R: 0 E: 1 K: 1 S: 10 H: 2 LOB: 1 BB: 0 P: 17	R: 0 E: 0 K: 1 S: 14 H: 1 LOB: 2 BB: 1 P: 25	R: 0 E: 0 K: 0 S: 5 H: 1 LOB: 0 BB: 0 P: 7	R: 0 E: 0 K: 1 S: 11 H: 0 LOB: 0 BB: 0 P: 14	R: 0 E: 0 K: 0 S: 7 H: 0 LOB: 0 BB: 0 P: 8	R: 0 E: 0 K: 0 S: 7 H: 1 LOB: 1 BB: 0 P: 14	R: 1 E: 0 K: 1 S: 13 H: 2 LOB: 1 BB: 1 P: 19	R: 1 E: 0 K: 1 S: 17 H: 2 LOB: 2 BB: 1 P: 25	R: 0 E: 0 K: 1 S: 15 H: 1 LOB: 2 BB: 1 P: 26	1B: 8 2B: 1 3B: 0 HR: 1 SF: 0 SAC: 1 DP: 1 HBP: 0						

PITCHER		IP	WLS	BF	H	R	ER	SO	BB	IBB	HBP	BLK	WP	HR	S	P	ERA	WHIP
57 Tanner Roark, R ERA: 3.25	(1, 1)	7.0	L	27	7	1	1	4	2	0	0	0	0	1	67	104	1.29	1.286
22 Drew Storen, R ERA: 1.37	(8, 1)	0.2		5	2	1	1	1	0	1	0	0	0	0	13	19	13.50	3.000
13 Jerry Blevins, L ERA: 4.15	(8, 1)	0.1		1	0	0	0	0	0	0	0	0	0	0	4	6	0.00	0.000
29 Rafael Soriano, R ERA: 0.82	(9, 1)	1.0		5	1	0	0	1	1	0	0	0	0	0	15	26	0.00	2.000

PITCHER		IP	WLS	BF	H	R	ER	SO	BB	IBB	HBP	BLK	WP	HR	S	P	ERA	WHIP

AB	33
R	2
H	10
RBI	2
BB	4
SO	6
LOB	17

WP: 0 PA: 39
PB: 0
SB: 1
CS: 2

BOTTOM

Texas Rangers @ Washington Nationals

Nationals Park, Washington, DC

Sun Jun 01 2014, 1:37 PM - 4:41 PM EDT

Att. 32,813 - Sunny - 75 F

livebaseballscorecards.com

Batter	1	2	3	4	5	6	7	8	9	AB	R	H	RBI	BB	SO	LOB
2 Denard Span, L (1, 8) OBP: 0.318, SLG: 0.380	B FF 91 X FF 91 1-0 6 G3 2B		F SI 90 C SI 93 B SI 93 X ST 80 1-2 28 S 1B		X SI 91 0-0 ③ F7		C FC 87 D FC 89 1 SAFE X FF 92 1-1 ③ P5			4	0	2	0	0	0	1
6 Anthony Rendon, R (1, 5) OBP: 0.318, SLG: 0.433	X SI 92 0-0 ① G3 2-3		B SI 91 1 SAFE D FF 95 X FF 92 2-0 ② L8			X SI 90 0-0 ① L8		C FS 87 S FC 86 T ST 80 0-2 ① K		4	0	0	0	0	1	2
28 Jayson Werth, R (1, 9) OBP: 0.371, SLG: 0.405	C FF 94 F FF 96 B SI 96 X ST 83 1-2 ② P6		C FF 94 S FC 90 B FF 94 F FF 94 S FC 91 1-3 ③ K 1-2			B SI 91 S ST 78 X SI 92 1-1 25 1B 1B		F FC 86 X FC 88 0-1 ② G6-3		4	0	1	0	0	1	2
25 Adam LaRoche, L (1, 3) OBP: 0.416, SLG: 0.518	D FF 94 B FF 94 C FF 94 F FF 95 B ST 84 B ST 81 4-2 BB			C SI 89 F FC 88 C CS 59 0-3 ① K		X SI 92 0-0 1-3 1B		B SI 89 B FC 86 X FF 89 2-0 ③ F8		3	0	1	0	1	1	0
40 Wilson Ramos, R (1, 2) OBP: 0.299, SLG: 0.333	F FF 95 C FF 96 B ST 81 C ST 82 1-3 ③ K			B FF 95 S FF 92 B FF 95 X FF 93 2-1 1B		F FC 89 B FF 93 F SI 92 S FC 90 1-3 ② K			X FC 88 0-0 ① G6-3	4	0	1	0	0	2	4
20 Ian Desmond, R (1, 6) OBP: 0.292, SLG: 0.406		C FF 94 S FF 93 C FF 94 0-3 ① K		C SI 91 S FC 90 B FF 96 F ST 81 S ST 81 1-3 ② K		B FF 94 T FF 92 F FF 93 F FC 90 X ST 82 1-2 ③ F9			C FF 89 F FF 91 B CU 68 B SL 76 S SL 75 2-3 ② K	4	0	0	0	0	3	3
15 Nate McLouth, L (1, 7) OBP: 0.305, SLG: 0.250		C FF 93 B FF 94 B FF 93 B FF 90 F FF 91 C ST 77 3-3 ② K		X SI 91 0-0 ③ F8			B FS 88 C FS 88 X SI 89 1-1 ① P5		C FF 91 F FC 90 B CU 69 S CH 84 1-3 ③ K	4	0	0	0	0	2	1
8 Danny Espinosa, S (1, 4) OBP: 0.264, SLG: 0.368		B FF 94 C FF 92 S FF 94 S ST 82 1-3 ③ K			F SI 89 S FS 86 B KC 76 S ST 80 1-3 ① K		B FS 84 C SI 90 X FC 86 1-1 ② P5			3	0	0	0	0	2	0
57 Tanner Roark, R (1, 1) OBP: 0.176, SLG: 0.176 33 Greg Dobbs, L (7, PH) OBP: 0.219, SLG: 0.233 22 Drew Storen, S (8, 1) 13 Jerry Blevins, L (8, 1) 29 Rafael Soriano, R (9, 1)			C FF 90 C FF 91 S SI 94 0-3 ① K		B FF 91 C FF 90 S FF 92 S ST 79 1-3 ② K		B ST 75 B ST 77 B SI 91 D FF 90 4-0 BB			2 0 0 0 0	0 0 0 0 0	0 0 0 0 0	0 1 0 0 0	0 0 0 0 0	2 0 0 0 0	0 0 0 0 0

Inning Stats	1	2	3	4	5	6	7	8	9
	R: 0 E: 0 K: 1 S: 10	R: 0 E: 0 K: 3 S: 9	R: 0 E: 0 K: 2 S: 11	R: 0 E: 0 K: 2 S: 10	R: 0 E: 0 K: 2 S: 7	R: 0 E: 0 K: 1 S: 11	R: 0 E: 0 K: 0 S: 6	R: 0 E: 0 K: 1 S: 6	R: 0 E: 0 K: 2 S: 7
	H: 1 LOB: 2 BB: 1 P: 17	H: 0 LOB: 0 BB: 0 P: 13	H: 1 LOB: 1 BB: 0 P: 15	H: 1 LOB: 1 BB: 0 P: 13	H: 0 LOB: 0 BB: 0 P: 9	H: 2 LOB: 2 BB: 0 P: 14	H: 0 LOB: 1 BB: 1 P: 13	H: 0 LOB: 0 BB: 0 P: 8	H: 0 LOB: 0 BB: 0 P: 10

1B: 4	SF: 0
2B: 1	SAC: 0
3B: 0	DP: 0
HR: 0	HBP: 0
WP: 0	PA: 34
PB: 0	
SB: 1	
CS: 0	

AB	32
R	0
H	5
RBI	0
BB	2
SO	14
LOB	13

PITCHER		IP	WLS	BF	H	R	ER	SO	BB	IBB	HBP	BLK	WP	HR	S	P	ERA	WHIP
11 Yu Darvish, R ERA: 2.08	(1, 1)	8.0	W	31	5	0	0	12	2	0	0	0	0	0	70	102	0.00	0.875
28 Joakim Soria, R ERA: 2.25	(9, 1)	1.0	S	3	0	0	0	2	0	0	0	0	0	0	7	10	0.00	0.000

PITCHER	IP	WLS	BF	H	R	ER	SO	BB	IBB	HBP	BLK	WP	HR	S	P	ERA	WHIP

Batter	1	2	3	4	5	6	7	8	9	AB	R	H	RBI	BB	SO	LOB
11 Jimmy Rollins, S (1, 6) OBP: 0.355, SLG: 0.396	X FF 95 0-0 ① P4		B CU 80 C FF 95 X FF 95 1-1 ③ L8			C CH 87 B FF 95 B CU 79 F FF 94 B FF 95 B FF 95 4-2 BB		X FF 94 0-0 26 1B 1-2 1B		3	0	1	0	1	0	0
26 Chase Utley, L (1, 4) OBP: 0.376, SLG: 0.512	C FF 94 B FF 94 B FF 95 F FF 95 B FF 95 X FF 95 3-2 ② G3			C FF 94 B FF 95 X FF 94 1-1 ① L7		1 SAFE B FF 94 B FF 94 B FF 94 C FF 94 X FF 94 3-1 ② L9		C SL 88 F FF 94 B FF 93 X SL 88 1-2 3 FC6-4 1-2 2-3 1B		4	0	1	0	0	0	1
3 Marlon Byrd, R (1, 9) OBP: 0.325, SLG: 0.468	S FF 95 C SL 89 F SL 88 S FF 94 0-3 ③ K			C SL 88 X SL 89 0-1 ② F9		X SL 88 0-0 ③ F7		C SL 88 B FF 94 X SL 89 1-1 ③ FC6-4 1-2f		4	0	0	0	0	1	4
6 Ryan Howard, L (1, 3) OBP: 0.300, SLG: 0.425		B FF 95 B FF 95 C SL 86 S FF 95 B SL 88 X FF 95 3-2 ① G3		C CU 79 B FF 95 S SL 89 S FF 95 1-3 ③ K			C FF 94 C SL 89 F SL 88 B FF 93 S SL 88 1-3 ① K		C FF 90 F CU 76 X FS 81 0-2 17 G3 51 BB 1B	4	0	1	0	0	2	0
51 Carlos Ruiz, R (1, 2) OBP: 0.392, SLG: 0.389		C FF 96 F SL 89 B FF 95 B SL 89 B FF 96 X FF 96 3-2 ② F9			C SL 88 F SL 88 B FF 95 F FF 94 S CU 78 1-3 ① K		C FF 95 F CU 81 B FF 94 X SL 88 1-2 ② L8		B FF 91 S CH 81 F FF 92 F CH 81 B FF 92 F FF 93 B CH 82 B FF 92 4-2 17 G3 1-2 BB	3	0	0	0	1	1	0
9 Domonic Brown, L (1, 7) OBP: 0.264, SLG: 0.313 49 Ethan Martin, R (7, 1) 16 César Hernández, S (9, PH) OBP: 0.241, SLG: 0.245		C FF 96 F CU 80 X FF 96 0-2 1B			C FF 95 B SL 88 F SL 90 B FF 96 X FF 95 2-2 ② G6-3		B CU 79 F FF 95 B FF 94 C SL 90 X SL 90 2-2 ③ G4-3		B FF 92 B FF 93 C FF 91 F FF 91 S CH 82 2-3 ① K	3 0 1	0 0 0	1 0 0	0 0 0	0 0 0	0 0 1	0 0 2
17 Reid Brignac, L (1, 5) OBP: 0.333, SLG: 0.269		F FF 94 B FF 94 X CU 80 1-1 ③ G4-3			S FF 96 S CH 89 X SI 96 0-2 2B			F FF 93 X SL 88 0-1 ① F7	C CH 82 B FF 91 X CH 82 1-1 ② G3 1-2 2-3	4	0	1	0	0	0	3
2 Ben Revere, L (1, 8) OBP: 0.297, SLG: 0.333			C FF 94 B SL 89 X FF 95 1-1 ① G4-3		B FF 95 X FF 95 1-0 ③ G5-3			C FF 94 X FF 94 0-1 ② G6-3	B FF 92 C FF 90 X FF 93 1-1 ③ G6-3	4	0	0	0	0	0	3
55 David Buchanan, R (1, 1) 15 John Mayberry Jr., R (7, 7) OBP: 0.356, SLG: 0.440			C FF 94 X FF 95 0-1 ② G3-1			C FF 93 X FF 93 0-1 ① L8		X FF 94 0-0 26 1B 11 1B 1B		2 1	0 0	0 1	0 0	0 0	0 0	0 0
Inning Stats	R: 0 E: 0 K: 1 S: 8 H: 0 LOB: 0 BB: 0 P: 11	R: 0 E: 0 K: 0 S: 11 H: 1 LOB: 1 BB: 0 P: 18	R: 0 E: 0 K: 0 S: 6 H: 0 LOB: 0 BB: 0 P: 8	R: 0 E: 0 K: 1 S: 7 H: 0 LOB: 0 BB: 0 P: 9	R: 0 E: 0 K: 1 S: 11 H: 1 LOB: 1 BB: 0 P: 15	R: 0 E: 0 K: 0 S: 7 H: 0 LOB: 1 BB: 1 P: 14	R: 0 E: 0 K: 1 S: 10 H: 0 LOB: 0 BB: 0 P: 14	R: 0 E: 0 K: 0 S: 11 H: 3 LOB: 3 BB: 0 P: 13	R: 0 E: 0 K: 1 S: 14 H: 1 LOB: 2 BB: 1 P: 22	1B: 5 2B: 1 3B: 0 HR: 0 SF: 0 SAC: 0 DP: 0 HBP: 0						

PITCHER		IP	WLS	BF	H	R	ER	SO	BB	IBB	HBP	BLK	WP	HR	S	P	ERA	WHIP
27 Jordan Zimmermann, R ERA: 3.59	(1, 1)	8.0	W	30	5	0	0	4	1	0	0	0	0	0	71	102	0.00	0.750
36 Tyler Clippard, R ERA: 1.42	(9, 1)	1.0		5	1	0	0	1	1	0	0	0	0	0	14	22	0.00	2.000

PITCHER	IP	WLS	BF	H	R	ER	SO	BB	IBB	HBP	BLK	WP	HR	S	P	ERA	WHIP

TOP

Philadelphia Phillies @ Washington Nationals
Nationals Park, Washington, DC
Tue Jun 03 2014, 7:06 PM - 9:48 PM EDT
Att. 25,291 - Clear - 86 F

livebaseballscorecards.com

AB	33
R	0
H	6
RBI	0
BB	2
SO	5
LOB	13

BOTTOM

Batter	1	2	3	4	5	6	7	8	9	AB	R	H	RBI	BB	SO	LOB
2 Denard Span, L (1, 8) OBP: 0.324, SLG: 0.386 36 Tyler Clippard, R (9, 1)	C SI 90 X SI 90 0-1 ① G4-3		B CH 81 F SI 91 C FF 90 B CH 82 X SI 92 2-2 6 BB 28 2B 2-3 1B		X FF 89 0-0 E1 11 2B 1B	B CH 81 F SI 90 B SI 89 B FC 89 C SI 89 F CH 80 F FF 91 F FF 91 X FF 91 3-2 6 HR 1B		F FF 92 F FF 92 F FF 92 F CH 85 F SL 86 B FF 93 B FF 94 F SL 86 X SI 95 2-2 ② L7		5 0	3 0	3 0	0 0	0 0	0 0	0 0
6 Anthony Rendon, R (1, 5) OBP: 0.320, SLG: 0.443	X FF 90 0-0 ② G3		D CH 82 C FF 88 B CU 78 S SI 92 1 SAFE 1 SAFE F CH 81 B FC 89 F FF 93 4-2 B CH 82 28 2B 25 G4-3 1-2 BB		B FF 91 F SI 89 B CH 82 S FF 90 S FF 92 2-3 ① K	F FF 90 X FF 90 0-1 1-H HR		B SL 86 B FF 92 X FF 92 2-0 ③ F9		4	2	1	2	1	1	1
28 Jayson Werth, R (1, 9) OBP: 0.369, SLG: 0.407	C FF 89 B SI 91 B CH 81 B FF 89 X SI 91 3-1 ③ F8		B FF 90 B FF 90 B FF 91 X FF 92 3-0 25 G4-3 1-3 2-H 3-H 2B		F SI 93 F SI 91 F CU 78 B SI 92 B FF 92 S CH 82 2-3 ② K	X FF 89 0-0 ③ F9				4	0	1	2	0	1	1
25 Adam LaRoche, L (1, 3) OBP: 0.412, SLG: 0.507		B SI 89 C FF 89 X CU 77 1-1 ① G3-1	X SI 90 0-0 ② G4-3 2-3 3-H		I IN 67 I IN 66 I IN 65 I IN 62 4-0 11 2B IBB		C FF 92 B CH 84 X FF 93 1-1 ① F8			3	0	0	1	1	0	1
11 Ryan Zimmerman, R (1, 7) OBP: 0.415, SLG: 0.676 15 Nate McLouth, L (8, 7) OBP: 0.305, SLG: 0.250 (9, 8)		C FC 90 X FF 90 0-1 2B	B SI 91 B CH 82 F SI 90 B SI 91 X FF 92 3-1 ③ F9		C SI 91 S FF 89 X FF 89 0-2 1-3 2-H 2B		B FF 93 X SL 84 1-0 ② L8			4 0	0 0	2 0	1 0	0 0	0 0	1 0
40 Wilson Ramos, R (1, 2) OBP: 0.284, SLG: 0.315	C FF 90 X CH 81 0-1 ② P2		F FF 90 B SI 89 F FF 88 F CU 76 B CH 82 S FF 92 2-3 ① K		S FF 91 X CU 78 0-1 ③ G5-3		X SL 84 0-0 E6 20 BB			4	0	0	0	0	1	3
20 Ian Desmond, R (1, 6) OBP: 0.295, SLG: 0.419	F FF 90 B SI 91 B FF 90 F CH 82 F SI 92 X FF 91 2-2 ③ G3		B SI 90 F FF 92 F FC 90 B FF 91 B FF 90 C SI 91 3-3 ② K			B FF 89 F CU 76 X CH 81 1-1 HR	B FF 92 D SL 85 C FF 93 B FF 94 B FF 92 4-1 1-2 BB			3	1	1	1	1	1	1
8 Danny Espinosa, S (1, 4) OBP: 0.269, SLG: 0.371			S CH 80 S CH 81 B FF 92 B SI 92 F FF 90 X CH 83 2-2 2 1B 27 SH1-4 28 2B 1B		C FF 90 F CU 76 X FC 88 0-2 1B	S FF 88 F CH 81 B FF 90 F SI 90 S CH 82 1-3 ① K	B FF 93 S CH 85 S SI 93 F SL 84 S FF 93 1-3 ③ K			4	1	2	0	0	2	2
27 Jordan Zimmermann, R (1, 1) OBP: 0.333, SLG: 0.333 19 Kevin Frandsen, R (8, PH) OBP: 0.296, SLG: 0.311 (9, 7)			X FF 89 0-0 ① SH1-4 1-2 S FF 89 F FF 91 C SI 90 0-3 ③ K			C FF 89 X SI 90 0-1 ② G5-3		C FF 92 F SL 87 B SL 83 X SL 82 1-2 ① F7		2 1	0 0	0 0	0 0	0 0	1 0	1 0
Inning Stats	R: 0 E: 0 K: 0 S: 5 H: 0 LOB: 0 BB: 0 P: 8	R: 0 E: 0 K: 0 S: 10 H: 1 LOB: 1 BB: 0 P: 13	R: 3 E: 0 K: 0 S: 16 H: 3 LOB: 1 BB: 1 P: 30	R: 0 E: 0 K: 3 S: 13 H: 1 LOB: 1 BB: 0 P: 18	R: 1 E: 1 K: 2 S: 13 H: 2 LOB: 2 BB: 1 P: 21	R: 3 E: 0 K: 1 S: 17 H: 3 LOB: 0 BB: 0 P: 22	R: 0 E: 1 K: 1 S: 9 H: 0 LOB: 2 BB: 1 P: 16	R: 0 E: 0 K: 0 S: 11 H: 0 LOB: 0 BB: 0 P: 16		1B: 5 2B: 3 3B: 0 HR: 2 SF: 0 SAC: 1 DP: 0 HBP: 0						

PITCHER	IP	WLS	BF	H	R	ER	SO	BB	IBB	HBP	BLK	WP	HR	S	P	ERA	WHIP
55 David Buchanan, R (1, 1) ERA: 6.11	6.0	L	30	10	7	7	6	1	1	0	0	0	2	74	112	10.50	1.833
49 Ethan Martin, R (7, 1) ERA:	2.0		8	0	0	0	1	1	0	0	0	0	0	20	32	0.00	0.500

PITCHER	IP	WLS	BF	H	R	ER	SO	BB	IBB	HBP	BLK	WP	HR	S	P	ERA	WHIP

Philadelphia Phillies @ Washington Nationals

Nationals Park, Washington, DC

Tue Jun 03 2014, 7:06 PM - 9:48 PM EDT

Att. 25,291 - Clear - 86 F

livebaseballscorecards.com

AB	34
R	7
H	10
RBI	7
BB	3
SO	7
LOB	11

WP: 0 PA: 38
PB: 0
SB: 0
CS: 0

Batter	1	2	3	4	5	6	7	8	9	AB	R	H	RBI	BB	SO	LOB
11 Jimmy Rollins, S (1, 6) OBP: 0.347, SLG: 0.386	L SI 94 C FF 94 B CU 80 B FF 95 F CH 88 T CH 89 2-2 ① K		B CU 77 C CH 88 C SI 93 C FF 94 1-3 ② K		X CH 88 0-0 E1 3-H		C FF 94 C CH 88 S CU 80 0-3 ② K		C SI 90 F CH 83 B SI 92 B SI 92 F CH 84 B SL 89 S CH 85 3-3 ② K 1-2	5	0	0	0	0	4	1
26 Chase Utley, L (1, 4) OBP: 0.368, SLG: 0.500	C FF 95 B CH 88 F FF 94 B CU 79 X FF 95 2-2 ② G3		B CH 88 X FF 94 1-0 ③ L9		X FF 94 0-0 ③ L4		C FF 94 B CU 78 X CH 87 1-1 ③ L6		C SI 91 B CU 74 B CU 74 C SI 92 B SI 92 F SI 92 F SI 92 X SI 92 3-2 ③ P4	5	0	0	0	0	0	2
3 Marlon Byrd, R (1, 9) OBP: 0.319, SLG: 0.459	S FF 95 F SI 95 B CU 81 F FF 96 F CH 88 B CH 88 X FF 96 2-2 ③ G6-3			S SI 94 F FF 95 F SI 95 S CH 90 0-3 ① K		B SI 96 B FF 95 C FF 95 C SI 94 S FF 95 2-3 ① K		C SI 94 X SL 86 0-1 ① F9		4	0	0	0	0	2	0
6 Ryan Howard, L (1, 3) OBP: 0.303, SLG: 0.426		X FF 94 0-0 17 1B 1B		C SI 95 B CH 90 B FF 95 C CH 88 F CH 89 B FF 94 F FF 96 S CH 89 3-3 ② K		S CH 89 C SI 94 B CH 89 S SI 95 1-3 ② K		X SI 94 0-0 9 FC4-6 51 BB 1B		4	0	2	0	0	2	0
51 Carlos Ruiz, R (1, 2) OBP: 0.394, SLG: 0.388		C FF 93 S CH 87 S CH 87 0-3 ① K		B FF 95 X FF 94 1-0 ③ G5-3		B FF 95 C CH 88 B FF 95 X FF 94 2-1 1B		B SI 94 B SI 93 B SI 92 B FF 94 4-0 9 FC4-6 1-2 BB		3	0	1	0	1	1	1
9 Domonic Brown, L (1, 7) OBP: 0.264, SLG: 0.311		X FF 93 0-0 ② F8			B SI 94 X SI 94 1-0 17 E 17 2B 1B	C CU 78 S CH 87 S CH 88 0-3 ③ K		B SI 93 S SL 85 X SI 95 1-1 ② FC4-6 1-2f 2-3		4	1	1	0	0	1	4
17 Reid Brignac, L (1, 5) OBP: 0.353, SLG: 0.333		F CH 88 1 SAFE B FF 94 S SI 95 B CH 88 1 SAFE F FF 94 B SI 94 X CH 87 3-2 2 FC6 1-3 1B			1 SAFE F FF 92 B CH 87 1 SAFE C FF 92 X CU 78 1-2 2 G6-3 11 E 1-H 2B		F FF 95 B SI 96 S FF 95 B FF 95 F SI 96 X CH 88 2-2 ① G4-3	B FF 94 F SI 94 C SI 95 S SL 83 1-3 ③ K		4	1	2	1	0	1	2
2 Ben Revere, L (1, 8) OBP: 0.296, SLG: 0.332		C SI 94 X CH 88 0-1 ③ FC6 1-2f			C FF 94 C SI 93 X SI 93 0-2 ① G6-3 2-3		B CH 88 B FF 94 F FF 93 X SI 95 2-1 15 HR 1B		C SI 90 B SI 89 S SI 90 X SI 91 1-2 ① G4-3	4	1	1	0	0	0	3
34 A.J. Burnett, R (1, 1) OBP: 0.240, SLG: 0.280 15 John Mayberry Jr., R (7, PH) OBP: 0.367, SLG: 0.510 30 Justin De Fratus, S (7, 1) 59 Antonio Bastardo, R (8, 1) 16 César Hernández, S (9, PH) OBP: 0.255, SLG: 0.260			C FF 94 B FF 94 C FF 95 S CU 79 1-3 ① K		C FF 94 C CU 78 S CU 78 0-3 ② K		B CU 77 1 SAFE B FF 92 C SI 94 C SI 95 F CH 87 F FF 94 X FF 96 2-2 1-H HR		B SI 90 C SI 90 T SL 89 F SI 92 X SL 89 1-2 11 PB 1B	2 1 0 0 1	0 1 0 0 0	0 1 0 0 1	0 2 0 0 0	0 0 0 0 0	2 0 0 0 0	1 0 0 0 0
Inning Stats	R: 0 E: 0 K: 1 S: 12 H: 0 LOB: 0 BB: 0 P: 18	R: 0 E: 0 K: 1 S: 11 H: 2 LOB: 2 BB: 0 P: 14	R: 0 E: 0 K: 2 S: 7 H: 0 LOB: 0 BB: 0 P: 10	R: 0 E: 0 K: 2 S: 10 H: 0 LOB: 0 BB: 0 P: 14	R: 2 E: 2 K: 1 S: 12 H: 2 LOB: 1 BB: 0 P: 14	R: 0 E: 0 K: 3 S: 11 H: 1 LOB: 1 BB: 0 P: 16	R: 2 E: 0 K: 1 S: 16 H: 2 LOB: 0 BB: 0 P: 23	R: 0 E: 0 K: 1 S: 8 H: 1 LOB: 2 BB: 1 P: 14	R: 0 E: 0 K: 1 S: 16 H: 1 LOB: 1 BB: 0 P: 24	1B: 7 2B: 1 3B: 0 HR: 1 SF: 0 SAC: 0 DP: 0 HBP: 0						WP: 0 PB: 1 SB: 0 CS: 0 PA: 38	

TOP

Philadelphia Phillies @ Washington Nationals

Nationals Park, Washington, DC

Wed Jun 04 2014, 7:11 PM - 11:56 PM EDT

Att. 33,614 - Cloudy - 85 F

livebaseballscorecards.com

AB	37
R	4
H	9
RBI	3
BB	1
SO	13
LOB	14

PITCHER		IP	WLS	BF	H	R	ER	SO	BB	IBB	HBP	BLK	WP	HR	S	P	ERA	WHIP
37 Stephen Strasburg, R ERA: 3.1	(1, 1)	7.0	W	29	7	4	2	11	0	0	0	0	0	1	79	109	2.57	1.000
30 Aaron Barrett, R ERA: 0.87	(8, 1)	1.0		5	1	0	0	1	1	0	0	0	0	0	8	14	0.00	2.000
13 Jerry Blevins, L ERA: 3.97	(9, 1)	1.0		4	1	0	0	1	0	0	0	0	0	0	16	24	0.00	1.000

PITCHER	IP	WLS	BF	H	R	ER	SO	BB	IBB	HBP	BLK	WP	HR	S	P	ERA	WHIP

Batter	1	2	3	4	5	6	7	8	9	AB	R	H	RBI	BB	SO	LOB
2 Denard Span, L (1, 8) OBP: 0.326, SLG: 0.395	C FF 92 X KC 81 0-1 L7		C KC 81 B SI 93 B SI 93 X SI 93 2-1 6 G6-3 2B	F KC 82 F KC 82 X KC 83 0-2 FC3-6 6 CS 1-2f 3-H		B KC 81 B SI 91 B SI 91 C FF 91 X SI 92 3-1 6 1B 1-3 2-H 2B		B FF 91 B FF 90 C FF 92 X CH 83 2-1 F8		5	1	2	2	0	0	1
6 Anthony Rendon, R (1, 5) OBP: 0.325, SLG: 0.460	B SI 93 F FF 92 X KC 82 1-1 28 G4-3 1B		X SI 92 0-0 G6-3 2-3	1 SAFE 1 SAFE 1 SAFE 0-0 CS 1-2	C SI 91 X FF 90 0-1 HR	C SI 92 B SI 91 B KC 81 B SI 92 C SI 92 X SI 92 3-2 2-H 3-H 1B		C SL 83 F SL 83 F FF 91 B FF 90 S FF 92 1-3 K		5	1	3	3	0	1	1
28 Jayson Werth, R (1, 9) OBP: 0.363, SLG: 0.399	B SI 93 B SI 93 C SI 94 1 SAFE 1 SAFE B SI 93 F FF 94 X SI 93 3-2 G4-3 1-2		X KC 84 0-0 G5-3		B SI 91 C SI 90 X KC 81 1-1 G6-3	B KC 81 C SI 90 S SI 90 X KC 80 1-2 F8				4	0	0	0	0	0	3
25 Adam LaRoche, L (1, 3) OBP: 0.414, SLG: 0.510	B FF 93 B KC 80 B FF 93 B KC 83 4-0 BB			C SI 91 X KC 80 0-1 11 G4-3 8 2B 2B	B SI 91 X KC 82 1-0 F8	X CH 85 0-0 G3				3	1	1	0	1	0	1
11 Ryan Zimmerman, R (1, 7) OBP: 0.400, SLG: 0.634	F SI 94 C SI 93 C SI 94 0-3 K			F KC 83 X SI 92 0-1 G4-3 2-3	X FF 92 0-0 1B		B FF 93 F FF 92 C FF 93 F SL 81 X SL 81 1-2 G5-3			4	0	1	0	0	1	3
40 Wilson Ramos, R (1, 2) OBP: 0.294, SLG: 0.316		B KC 83 F SI 92 B SI 93 X SI 93 2-1 G6-3		D KC 83 B SI 92 T SI 93 B SI 93 B KC 83 4-1 20 BB 8 2B BB	F SI 93 B SI 92 S KC 82 S KC 83 1-3 K		X SL 82 0-0 1B			3	1	1	0	1	1	1
20 Ian Desmond, R (1, 6) OBP: 0.295, SLG: 0.413		C SI 92 C FF 92 B SI 94 C SI 93 1-3 K		B SI 92 C SI 93 D KC 84 C SI 92 B SI 93 B SI 93 4-2 8 2B 37 1B 1-2 BB		B SI 90 X KC 81 1-0 G5-3	B FF 92 B FF 93 S SL 81 F FF 90 B FF 94 S SL 82 3-3 K			3	1	0	0	1	2	1
8 Danny Espinosa, S (1, 4) OBP: 0.274, SLG: 0.380		B SI 94 C KC 81 X SI 93 1-1 F8		C SI 92 B SI 92 F SI 92 X SI 92 1-2 37 1B 2 FC3-6 1-3 2-H 3-H 2B		B SI 91 F KC 80 X KC 81 1-1 37 S 2 2B 1B	B FF 91 F SL 82 S FF 93 B FF 93 S SL 83 2-3 K			4	2	2	2	0	1	1
37 Stephen Strasburg, R (1, 1) OBP: 0.200, SLG: 0.091 30 Aaron Barrett, R (8, 1) 7 Scott Hairston, R (8, PH) OBP: 0.417, SLG: 0.667 13 Jerry Blevins, L (9, 1)			C SI 91 F SI 92 B SI 92 X SI 92 1-2 G1	S SI 92 B SI 92 F SI 91 X FF 92 1-2 2 FC3-6 2-3 3-H 1B		D SI 91 B SI 90 B SI 91 C SI 91 F SI 92 B SI 91 4-2 2 2B 6 1B 1-2 BB		B FF 91 F FF 92 F FF 90 F FF 90 S SL 82 1-3 K		2 0 1 0	1 0 0 0	1 0 0 0	1 0 0 0	0 0 1 0	0 0 0 0	0 0 0 0
Inning Stats	R: 0 E: 0 K: 1 S: 10 H: 1 LOB: 2 BB: 1 P: 18	R: 0 E: 0 K: 1 S: 7 H: 0 LOB: 0 BB: 0 P: 11	R: 0 E: 0 K: 0 S: 7 H: 1 LOB: 1 BB: 0 P: 10	R: 4 E: 0 K: 0 S: 16 H: 3 LOB: 0 BB: 2 P: 26	R: 1 E: 0 K: 1 S: 9 H: 2 LOB: 1 BB: 0 P: 12	R: 3 E: 0 K: 0 S: 14 H: 3 LOB: 1 BB: 1 P: 27	R: 0 E: 0 K: 2 S: 11 H: 1 LOB: 0 BB: 0 P: 17	R: 0 E: 0 K: 2 S: 10 H: 0 LOB: 0 BB: 0 P: 14		1B: 6 2B: 4 3B: 0 HR: 1 SF: 0 SAC: 0 DP: 0 HBP: 0			WP: 0 PB: 0 SB: 1 CS: 1 PA: 39	

PITCHER		IP	WLS	BF	H	R	ER	SO	BB	IBB	HBP	BLK	WP	HR	S	P	ERA	WHIP
34 A.J. Burnett, R ERA: 4.41	(1, 1)	6.0	L	31	10	8	8	3	4	0	0	0	0	1	63	104	12.00	2.333
30 Justin De Fratus, R ERA: 3.18	(7, 1)	1.0		4	1	0	0	2	0	0	0	0	0	0	11	17	0.00	1.000
59 Antonio Bastardo, L ERA: 3.71	(8, 1)	1.0		3	0	0	0	2	0	0	0	0	0	0	10	14	0.00	0.000

PITCHER	IP	WLS	BF	H	R	ER	SO	BB	IBB	HBP	BLK	WP	HR	S	P	ERA	WHIP

BOTTOM

Philadelphia Phillies @ Washington Nationals

Nationals Park, Washington, DC

Wed Jun 04 2014, 7:11 PM - 11:56 PM EDT

Att. 33,614 - Cloudy - 85 F

livebaseballscorecards.com

AB	34
R	8
H	11
RBI	8
BB	4
SO	7
LOB	12

Batter	1	2	3	4	5	6	7	8	9	AB	R	H	RBI	BB	SO	LOB
2 Ben Revere, L (1, 8) OBP: 0.295, SLG: 0.335	C SI 87 F SI 88 B FF 88 X SI 88 1-2 11 SH1-3 26 1B 2B		C CH 81 X FC 85 0-1 ② G1-3			C SI 85 B FF 85 X CH 80 1-1 ① B1-3		C FF 92 F FF 92 F FF 92 S CH 82 0-3 ② K		4	1	1	0	0	1	0
11 Jimmy Rollins, S (1, 6) OBP: 0.347, SLG: 0.390	B SI 88 X CH 80 1-0 ① SH1-3 2-3		C SI 89 B FC 84 C SI 89 F CU 73 X FC 84 1-2 2B			C SI 85 X FC 85 0-1 ② F9		C CH 81 B CH 82 F FF 92 S FS 84 1-3 ③ K		3	0	1	0	0	1	0
26 Chase Utley, L (1, 4) OBP: 0.370, SLG: 0.498	F SI 89 F CH 79 B FC 85 X FC 85 1-2 6 FC3-6 1B 3-H		B CU 72 B CH 80 C CH 79 F SI 90 F SI 89 B SI 88 S CU 74 3-3 ③ K			C CH 79 B CH 80 C SI 87 F CU 74 F SI 88 H FC 84 2-2 HBP			C SI 92 X FF 91 0-1 ① G4-3	3	0	1	1	0	1	1
6 Ryan Howard, L (1, 3) OBP: 0.298, SLG: 0.418	X SI 88 0-0 ② FC3-6 15 FC6-4 1-2f			C SI 87 F FC 85 B FC 83 B SI 87 S CU 72 2-3 ① K2-3		B CH 81 B SI 86 X CH 79 2-0 ③ G4-3			F SI 91 T FF 92 B SL 85 B SL 85 F FF 92 F FF 92 S SL 85 2-3 ② K	4	0	0	0	0	2	2
15 John Mayberry Jr., R (1, 9) OBP: 0.359, SLG: 0.545	B SI 87 F SI 88 C CH 80 F SI 89 X SI 90 1-2 ③ FC6-4 1-2f			B CU 73 C CH 80 B SI 88 X SI 89 2-1 ② G5-3			C SI 86 B SI 87 B CU 72 X SI 87 2-1 HR		B FF 92 B SL 85 B FF 91 C FF 91 F FF 89 S FF 90 3-3 ③ K	4	1	1	1	0	1	1
9 Domonic Brown, L (1, 7) OBP: 0.260, SLG: 0.307		C FF 85 X CH 79 0-1 ① G4-3		C CH 79 C SI 88 X FC 88 0-2 ③ G4-3			X CH 77 0-0 ① G4-3			3	0	0	0	0	0	0
21 Wil Nieves, R (1, 2) OBP: 0.267, SLG: 0.386		C SI 87 X SI 86 0-1 ② L6			C SI 87 B CH 81 X SI 88 1-1 ① F9		B FF 87 B CH 82 B SI 88 C SI 88 X SI 87 3-1 ② G4-3			3	0	0	0	0	0	0
17 Reid Brignac, L (1, 5) OBP: 0.324, SLG: 0.303		B SI 88 B SI 87 C CH 81 F CH 80 S FC 86 2-3 ③ K			C SI 88 F FC 86 C SI 87 0-3 ② K		X CH 81 0-0 ③ F7			3	0	0	0	0	2	0
38 Kyle Kendrick, R (1, 1) OBP: 0.083, SLG: 0.083 19 Tony Gwynn Jr., L (8, PH) OBP: 0.275, SLG: 0.190 30 Justin De Fratus, S (8, 1) 63 Jake Diekman, R (8, 1)			C SI 86 B SI 88 C SI 88 B FC 86 S SI 90 2-3 ① K		B SI 89 S SI 89 F SI 88 B CU 72 B SI 89 X SI 88 3-2 ③ F9			C FF 90 B CU 74 X CH 82 1-1 ① G6-3		2 1 0 0	0 0 0 0	0 0 0 0	0 0 0 0	1 0 0 0	0 0 0 0
Inning Stats	R: 1 E: 0 K: 0 S: 12 H: 2 LOB: 1 BB: 0 P: 16	R: 0 E: 0 K: 1 S: 7 H: 0 LOB: 0 BB: 0 P: 9	R: 0 E: 0 K: 2 S: 13 H: 1 LOB: 1 BB: 0 P: 19	R: 0 E: 0 K: 1 S: 8 H: 0 LOB: 0 BB: 0 P: 12	R: 0 E: 0 K: 1 S: 8 H: 0 LOB: 0 BB: 0 P: 12	R: 0 E: 0 K: 0 S: 9 H: 0 LOB: 1 BB: 0 P: 14	R: 1 E: 0 K: 0 S: 6 H: 1 LOB: 0 BB: 0 P: 11	R: 0 E: 0 K: 2 S: 9 H: 0 LOB: 0 BB: 0 P: 11	R: 0 E: 0 K: 2 S: 10 H: 0 LOB: 0 BB: 0 P: 15	1B: 1 2B: 2 3B: 0 HR: 1 SF: 0 SAC: 1 DP: 0 HBP: 1						

PITCHER		IP	WLS	BF	H	R	ER	SO	BB	IBB	HBP	BLK	WP	HR	S	P	ERA	WHIP
58 Doug Fister, R ERA: 3.19	(1, 1)	7.0	W	26	4	2	2	5	0	0	1	0	0	1	63	93	2.57	0.571
36 Tyler Clippard, R ERA: 1.37	(8, 1)	1.0	H	3	0	0	0	2	0	0	0	0	0	0	9	11	0.00	0.000
29 Rafael Soriano, R ERA: 0.78	(9, 1)	1.0	S	3	0	0	0	2	0	0	0	0	0	0	10	15	0.00	0.000

PITCHER	IP	WLS	BF	H	R	ER	SO	BB	IBB	HBP	BLK	WP	HR	S	P	ERA	WHIP

TOP

Philadelphia Phillies @ Washington Nationals
Nationals Park, Washington, DC
Thu Jun 05 2014, 4:07 PM - 6:44 PM EDT
Att. 33,016 - Partly Cloudy - 81 F

livebaseballscorecards.com

AB	30
R	2
H	4
RBI	2
BB	0
SO	9
LOB	4

BOTTOM

Philadelphia Phillies @ Washington Nationals
Nationals Park, Washington, DC
Thu Jun 05 2014, 4:07 PM - 6:44 PM EDT
Att. 33,016 - Partly Cloudy - 81 F

livebaseballscorecards.com

Batter	1	2	3	4	5	6	7	8	9	AB	R	H	RBI	BB	SO	LOB
2 Denard Span, L (1, 8) OBP: 0.325, SLG: 0.397	B SL 76 C SI 88 F SL 78 B SI 90 C SL 79 2-3 ① K	T CH 82 X SI 91 0-1 ③ F7			B SL 77 X SI 90 1-0 6 F8 28 1B 2B	C FC 86 D CH 83 X CH 81 1-1 ③ F9				4	1	1	0	0	1	2
6 Anthony Rendon, R (1, 4) OBP: 0.328, SLG: 0.459	C SL 78 F SI 90 B SL 81 X SI 91 1-2 28 G2-3 11 1B 1B		C FC 86 B SI 90 S CH 81 F SI 90 F SI 91 B SL 80 H CH 80 3-2 28 BB HBP		C FC 86 F SI 91 X SL 79 0-2 ① F8 2-3		B SL 77 C SI 88 B CH 80 X SI 89 2-1 ① F8			3	1	1	0	0	0	1
28 Jayson Werth, R (1, 9) OBP: 0.365, SLG: 0.398	C SI 91 T FC 88 1 SAFE X SL 80 0-2 ② G2-3 1-2		B FC 84 C SI 90 1 SAFE B SI 90 1 SAFE B FC 86 C SI 88 B SI 89 4-2 BB 1-2		B SI 91 B SI 91 X FC 87 2-0 25 HR 1B 3-H		C SI 90 F SI 90 B SI 90 X FC 88 1-2 ② P4			3	1	1	1	1	0	1
25 Adam LaRoche, L (1, 3) OBP: 0.416, SLG: 0.527	B SL 78 B SL 78 B CH 80 B SL 78 4-0 11 1B BB		X SI 90 0-0 ① L7		C CH 81 B CH 81 B SI 90 F CH 82 X SI 92 2-2 HR 1-H		C SI 90 B SL 77 T CH 82 F FC 87 X CH 84 1-2 ③ G3-1			3	1	1	2	1	0	2
11 Ryan Zimmerman, R (1, 7) OBP: 0.408, SLG: 0.614 15 Nate McLouth, L (9, 7) OBP: 0.305, SLG: 0.250	X SL 78 0-0 19 FC6-4 1B 1-2 2-H		B SI 91 C SI 91 X FC 85 1-1 ② L9		B SL 78 C FC 85 B CH 81 B CH 81 B SI 90 4-1 19 G6-4-3 BB			C SL 82 B SI 92 F FF 93 C FF 93 1-3 ① K		3 0	0 0	1 0	1 0	1 0	1 0	2 0
19 Kevin Frandsen, R (1, 5) OBP: 0.294, SLG: 0.309	C SI 91 X SL 78 0-1 ③ FC6-4 1-2f		X SI 90 0-0 ③ G4-3		B FC 86 X SI 89 1-0 ② ③ G6-4-3 1-2f			L SL 82 X SI 92 0-1 59 1B 1B		4	0	1	0	0	0	5
8 Danny Espinosa, S (1, 6) OBP: 0.279, SLG: 0.379		X SI 88 0-0 ① B1-3		B FC 84 X SI 88 1-0 59 G4-6-3 1B		C SL 74 B SI 88 B CH 80 B CH 79 B SI 89 4-1 58 SH2-4 BB		X FF 92 0-0 ② F9		3	0	1	0	1	0	1
59 Jose Lobaton, S (1, 2) OBP: 0.298, SLG: 0.358		C SI 89 B SI 90 B SI 86 B FC 87 F SI 89 F FC 88 B SI 91 4-2 58 SH3-4 BB		C SI 89 X CH 82 0-1 ① ② G4-6-3 1-2f		F SI 89 F SI 89 S CH 82 0-3 ① K		S FF 91 1 SAFE X SL 82 0-1 1-2 1B		3	0	1	0	1	1	2
58 Doug Fister, L (1, 1) OBP: 0.100, SLG: 0.100 36 Tyler Clippard, R (8, 1) 33 Greg Dobbs, L (8, PH) OBP: 0.219, SLG: 0.233 7 Scott Hairston, R (8, PH) OBP: 0.400, SLG: 0.636 29 Rafael Soriano, R (9, 1)		L SI 88 1 SAFE X SI 88 0-1 ② SH3-4 1-2		C SI 88 F SI 88 X SL 76 0-2 ③ G1-3		M SI 87 L SI 87 X SL 78 0-2 ② SH2-4 1-2		B SI 96 C SI 97 S SL 85 B SL 83 B SL 84 X SI 98 3-2 ③ P4		1 0 0 1 0	0 0 0 0 0	0 0 0 0 0	0 0 0 0 0	0 0 0 0 0	0 0 0 2 0	0 0 0 0 0

	AB	28
	R	4
	H	8
	RBI	4
	BB	5
	SO	3
	LOB	18

Inning Stats	1	2	3	4	5	6	7	8	9
	R: 1 E: 0 K: 1 S: 12 H: 2 LOB: 2 BB: 1 P: 19	R: 0 E: 0 K: 0 S: 8 H: 0 LOB: 1 BB: 1 P: 12	R: 0 E: 0 K: 0 S: 10 H: 0 LOB: 2 BB: 1 P: 18	R: 0 E: 0 K: 0 S: 6 H: 1 LOB: 0 BB: 0 P: 7	R: 3 E: 0 K: 0 S: 10 H: 3 LOB: 0 BB: 1 P: 20	R: 0 E: 0 K: 1 S: 9 H: 0 LOB: 1 BB: 1 P: 14	R: 0 E: 0 K: 0 S: 9 H: 0 LOB: 0 BB: 0 P: 13	R: 0 E: 0 K: 1 S: 11 H: 2 LOB: 2 BB: 0 P: 15	

	1B: 6	SF: 0	WP: 0	PA: 36
	2B: 1	SAC: 2	PB: 0	
	3B: 0	DP: 2	SB: 0	
	HR: 1	HBP: 1	CS: 0	

PITCHER		IP	WLS	BF	H	R	ER	SO	BB	IBB	HBP	BLK	WP	HR	S	P	ERA	WHIP
38 Kyle Kendrick, R ERA: 4.3	(1, 1)	7.0	L	31	6	4	4	2	5	0	1	0	0	1	64	103	5.14	1.571
30 Justin De Fratus, R ERA: 3.0	(8, 1)	0.2		4	2	0	0	1	0	0	0	0	0	0	8	9	0.00	3.000
63 Jake Diekman, L ERA: 4.97	(8, 1)	0.1		1	0	0	0	0	0	0	0	0	0	0	3	6	0.00	0.000

PITCHER		IP	WLS	BF	H	R	ER	SO	BB	IBB	HBP	BLK	WP	HR	S	P	ERA	WHIP

Washington Nationals @ San Diego Padres

Petco Park, San Diego, CA

Fri Jun 06 2014, 7:13 PM - 9:43 PM PDT

Att. 25,346 - Clear - 66 F

TOP

livebaseballscorecards.com

Batter	1	2	3	4	5	6	7	8	9	AB	R	H	RBI	BB	SO	LOB
2 Denard Span, L (1, 8) OBP: 0.322, SLG: 0.390	C SI 93 B SI 94 B SI 92 B SI 94 B SI 91 4-1 6 HR BB		C SL 84 X SI 94 0-1 ① G4-3		B SL 87 X SI 93 1-0 ③ L7	C FF 92 X FF 90 0-1 ③ F8			S SL 82 B SL 85 B SI 90 B SI 90 X SI 89 3-1 ② F9	4	1	0	0	1	0	3
6 Anthony Rendon, R (1, 5) OBP: 0.328, SLG: 0.470 19 Kevin Frandsen, R (6, 5) OBP: 0.288, SLG: 0.302	1 SAFE C SL 86 C SL 86 D SL 86 1 SAFE D SI 92 X SI 94 2-2 1-H HR		C SI 92 C SI 93 B SL 88 F SL 88 C SI 94 1-3 ② K			C SI 93 B SI 93 B SL 88 B SL 87 X SI 92 3-1 ① G4-3	B FF 91 C CU 75 F FF 91 X FF 91 1-2 ① G6-3		F SI 90 S CU 77 X CU 77 0-2 ③ P4	3 2	1 0	1 0	2 0	0 0	1 0	0 0
11 Ryan Zimmerman, R (1, 7) OBP: 0.377, SLG: 0.563	X SI 92 0-0 ① G1-3		C SI 92 B SI 94 S SL 87 B SL 89 S SI 95 2-3 ③ K			B SL 86 C SI 92 X SL 86 1-1 E1 25 WP 40 2B	X CU 77 0-0 ② G5-3			4	1	0	0	0	1	0
25 Adam LaRoche, L (1, 3) OBP: 0.412, SLG: 0.517	C SI 94 F SL 86 B SL 89 F SI 94 B SI 94 X SL 87 2-2 ② L6			S SI 92 F SI 93 B SI 95 B SL 88 S SL 87 2-3 ① K		B FF 93 B SI 92 C SL 85 S SL 87 D SL 88 D SL 88 4-2 40 2B 8 HBP 1-2 BB	C FF 91 C FF 92 S CH 85 0-3 ③ K			3	1	0	0	1	2	0
40 Wilson Ramos, R (1, 2) OBP: 0.303, SLG: 0.338	B SI 93 F SI 92 C SI 94 X SL 87 1-2 1B			X SI 93 0-0 ② G6-3		B SL 85 C SI 92 X SI 92 1-1 8 HBP 15 1B 1-3 2-H 2B		S CH 79 B FF 88 X FF 89 1-1 ① L4		4	1	2	1	0	0	0
20 Ian Desmond, R (1, 6) OBP: 0.298, SLG: 0.416	F SL 86 C SI 94 C SI 94 0-3 ③ K			X SL 85 0-0 ③ G6-3		D SL 87 B SL 88 B SI 93 B SL 85 4-0 8 HBP 15 1B BB		B FF 86 S CH 80 S CH 81 X FF 88 1-2 2B		3	1	1	0	1	1	1
8 Danny Espinosa, S (1, 4) OBP: 0.284, SLG: 0.390		B SI 93 F SL 85 C SI 93 F SI 94 F SL 86 S SL 86 1-3 ① K			S SL 84 B SI 93 B SI 93 X SL 85 2-1 3B	C SI 92 B SI 92 F CH 84 H SL 86 2-2 57 SH1-4 15 1B 1-2 2-3 3-H HBP		C FF 87 C CH 81 S CH 79 0-3 ② K		3	0	1	1	0	2	1
15 Nate McLouth, L (1, 9) OBP: 0.303, SLG: 0.250		B FF 93 X SI 93 1-0 ② G3			C SL 86 B SI 93 B SL 86 X SL 85 2-1 ① G1-3	F SL 85 B SI 93 B SI 91 X SL 85 2-1 57 SH1-4 1-2 2-H 3-H 1B		D FF 87 B SL 81 X FF 87 2-0 ③ G4-3		4	0	1	2	0	0	2
57 Tanner Roark, R (1, 1) OBP: 0.158, SLG: 0.158 7 Scott Hairston, R (9, PH) OBP: 0.385, SLG: 0.609 48 Ross Detwiler, R (9, 1)		C FF 92 B FF 94 S SL 88 B SL 88 F FF 95 S SL 87 2-3 ③ K			S SL 88 F SL 87 S SL 87 0-3 ② K	B FF 90 L FF 90 X FF 91 1-1 ② SH1-4 1-2 2-3			C SI 89 X CU 76 0-1 ① G6-3	2 1 0	0 0 0	0 0 0	0 0 0	0 0 0	2 0 0	1 0 0

Inning Stats	1	2	3	4	5	6	7	8	9
	R: 2 E: 0 K: 1 S: 15	H: 2 LOB: 1 BB: 1 P: 24	R: 0 E: 0 K: 2 S: 10	H: 0 LOB: 0 BB: 0 P: 14	R: 0 E: 0 K: 2 S: 9	H: 0 LOB: 0 BB: 0 P: 12	R: 0 E: 0 K: 1 S: 5	H: 0 LOB: 0 BB: 0 P: 7	R: 0 E: 0 K: 1 S: 8	H: 1 LOB: 1 BB: 0 P: 13	R: 4 E: 1 K: 0 S: 16	H: 2 LOB: 2 BB: 2 P: 34	R: 0 E: 0 K: 1 S: 7	H: 0 LOB: 0 BB: 0 P: 8	R: 0 E: 0 K: 1 S: 9	H: 1 LOB: 1 BB: 0 P: 13	R: 0 E: 0 K: 0 S: 7	H: 0 LOB: 0 BB: 0 P: 10

	AB	33
	R	6
	H	6
	RBI	6
	BB	3
	SO	9
	LOB	8

	1B: 2	SF: 0	WP: 1	PA: 38
	2B: 2	SAC: 1	PB: 0	
	3B: 1	DP: 0	SB: 0	
	HR: 1	HBP: 1	CS: 0	

PITCHER		IP	WLS	BF	H	R	ER	SO	BB	IBB	HBP	BLK	WP	HR	S	P	ERA	WHIP
38 Tyson Ross, R ERA: 3.22	(1, 1)	5.1	L	26	5	6	5	7	3	0	1	0	1	1	59	99	8.44	1.500
59 Kevin Quackenbush, R ERA: 3.29	(6, 1)	1.2		5	0	0	0	1	0	0	0	0	0	0	11	13	0.00	0.000
40 Jason Lane, L ERA:	(8, 1)	1.0		4	1	0	0	1	0	0	0	0	0	0	9	13	0.00	1.000
29 Troy Patton, L ERA: 6.55	(9, 1)	1.0		3	0	0	0	0	0	0	0	0	0	0	7	10	0.00	0.000

PITCHER	IP	WLS	BF	H	R	ER	SO	BB	IBB	HBP	BLK	WP	HR	S	P	ERA	WHIP

BOTTOM

Washington Nationals @ San Diego Padres

Petco Park, San Diego, CA

Fri Jun 06 2014, 7:13 PM - 9:43 PM PDT

Att. 25,346 - Clear - 66 F

livebaseballscorecards.com

Batter	1	2	3	4	5	6	7	8	9	AB	R	H	RBI	BB	SO	LOB
2 Everth Cabrera, S (1, 6) OBP: 0.273, SLG: 0.335	C SI 87 C SI 89 T SI 89 0-2 ① **K**		B SL 81 B CH 81 F SI 91 X SI 92 2-1 ③ **B1-3**			C SI 88 F SL 82 S SI 89 0-3 ① **K**		C SI 90 D CH 82 S SI 91 S SI 92 1-3 ② **K**		4	0	0	0	0	3	2
12 Seth Smith, L (1, 9) OBP: 0.405, SLG: 0.524	C SI 89 C CH 80 B SI 89 B CH 81 F SI 90 F SI 91 X SI 91 2-2 ② **G4-3**			B CU 72 X SI 90 1-0 ① **F8**		C SI 89 B SI 88 S CH 81 B SI 91 F CU 73 B SI 91 X SI 91 3-2 ② **G3-1**		C CH 82 B CH 82 B SI 91 C SI 91 X CH 82 2-2 ③ **P6**		4	0	0	0	0	0	2
18 Carlos Quentin, R (1, 7) OBP: 0.358, SLG: 0.395	C SI 90 S SL 82 F SI 91 B SL 81 F SI 91 F CH 83 S SI 92 1-3 ③ **K**			S SL 82 F CH 83 B SI 92 X SI 92 1-2 **E5**		X SI 91 0-0 ③ **G5-3**			F FF 92 C SI 94 B SL 79 S FF 95 1-3 ① **K**	4	0	0	0	0	2	0
7 Chase Headley, S (1, 5) OBP: 0.281, SLG: 0.325		C SI 90 X CU 72 0-1 ① **F9**		C SI 90 B CH 83 F SI 92 B SI 91 F SI 92 F CH 83 B SI 91 S SI 92 3-3 ② **K**			B SI 89 F SL 81 X SI 90 1-1 ① **L7**		X FF 93 0-0 ② **F8**	4	0	0	0	0	1	1
23 Yonder Alonso, L (1, 3) OBP: 0.251, SLG: 0.333		X SI 91 0-0 **2B**		B SI 90 C CH 83 C SL 83 B SI 90 S CU 73 2-3 ③ **K**			C SI 89 B CU 72 X CU 72 1-1 ② **G3**		B FF 94 B SI 94 C SI 93 X SI 94 2-1 ③ **G3**	4	0	1	0	0	1	1
25 Will Venable, L (1, 8) OBP: 0.277, SLG: 0.289		B SI 91 X SI 92 1-0 ② **F7**			B CH 82 X SI 90 1-0 ① **G1-3**		C SI 91 S CH 81 B SI 90 S SI 92 1-3 ③ **K**			3	0	0	0	0	1	1
44 René Rivera, R (1, 2) OBP: 0.284, SLG: 0.420		B SL 82 C SI 92 C SI 93 D SL 84 B SI 93 C SI 92 3-3 ③ **K**			B SI 90 C SI 91 C SL 82 F SI 92 X SI 91 1-2 ② **G6-3**			X SI 89 0-0 3 **FC4-6** **1B**		3	0	1	0	0	1	1
3 Jace Peterson, L (1, 4) OBP: 0.207, SLG: 0.148			S SI 89 B SI 90 B CH 82 B SI 91 F SI 90 C SI 91 3-3 ① **K**		X SI 90 0-0 **E5**			C SI 88 X SI 90 0-1 ① **FC4-6** 14 **1B** 1-2f		3	0	0	0	0	1	1
38 Tyson Ross, R (1, 1) OBP: 0.091, SLG: 0.091 59 Kevin Quackenbush, R (6, 1) 40 Jason Lane, R (8, 1) 14 Tommy Medica, R (8, PH) OBP: 0.328, SLG: 0.537 29 Troy Patton, S (9, 1)			C SI 90 C SI 91 S SL 83 0-3 ② **K2-3**		F SI 90 F SL 82 C SI 92 0-3 ③ **K**			C SI 90 S SL 82 X SL 82 0-2 **1-2** **1B**		2 0 0 1 0	0 0 0 0 0	0 0 0 1 0	0 0 0 0 0	0 0 0 0 0	2 0 0 0 0	1 0 0 0 0
Inning Stats	R: 0 E: 0 K: 2 S: 14 H: 0 LOB: 0 BB: 0 P: 17	R: 0 E: 0 K: 1 S: 7 H: 1 LOB: 1 BB: 0 P: 11	R: 0 E: 0 K: 2 S: 8 H: 0 LOB: 0 BB: 0 P: 13	R: 0 E: 1 K: 2 S: 12 H: 0 LOB: 1 BB: 0 P: 19	R: 0 E: 1 K: 1 S: 9 H: 0 LOB: 1 BB: 0 P: 11	R: 0 E: 0 K: 1 S: 8 H: 0 LOB: 0 BB: 0 P: 11	R: 0 E: 0 K: 1 S: 7 H: 0 LOB: 0 BB: 0 P: 10	R: 0 E: 0 K: 1 S: 12 H: 2 LOB: 2 BB: 0 P: 15	R: 0 E: 0 K: 1 S: 6 H: 0 LOB: 0 BB: 0 P: 9	1B: 2 2B: 1 3B: 0 HR: 0	SF: 0 SAC: 0 DP: 0 HBP: 0		WP: 0 PB: 0 SB: 0 CS: 0	PA: 32			

	AB	R	H	RBI	BB	SO	LOB
TOTALS	**32**	**0**	**3**	**0**	**0**	**12**	**10**

PITCHER		IP	WLS	BF	H	R	ER	SO	BB	IBB	HBP	BLK	WP	HR	S	P	ERA	WHIP
57 Tanner Roark, R ERA: 2.91	(1, 1)	8.0	W	29	3	0	0	11	0	0	0	0	0	0	77	107	0.00	0.375
48 Ross Detwiler, L ERA: 4.81	(9, 1)	1.0		3	0	0	0	1	0	0	0	0	0	0	6	9	0.00	0.000

PITCHER	IP	WLS	BF	H	R	ER	SO	BB	IBB	HBP	BLK	WP	HR	S	P	ERA	WHIP

Batter	1	2	3	4	5	6	7	8	9	10	11	AB	R	H	RBI	BB	SO	LOB
2 Denard Span, L (1, 8) OBP: 0.320, SLG: 0.386	C SI 93 C SI 94 X SI 96 0-2 ① F7		X SI 92 0-0 ② G3			C SI 92 C SI 94 B SL 87 B FF 96 B FF 96 F FF 97 C SI 94 3-3 ② K		C FF 93 X FF 92 0-1 28 FC6-4 1B		F SI 89 B SI 88 X CH 81 1-1 ② F7		5	0	1	0	0	1	1
19 Kevin Frandsen, R (1, 5) OBP: 0.284, SLG: 0.297	C SI 92 X FF 95 0-1 28 2B 25 BB 1B		C SI 93 S SL 86 B SL 87 B SI 96 S SL 86 2-3 ③ K			X SI 93 0-0 ③ G4-3		C SL 82 S SL 82 F SL 82 S SL 82 0-3 ② K		1 SAFE C SI 90 D SL 83 X SL 83 1-1 ③ G1-3		5	0	1	0	0	2	2
28 Jayson Werth, R (1, 9) OBP: 0.362, SLG: 0.398	C SI 95 B SI 96 B SI 96 X SI 97 2-1 1-3 2B			B SI 92 T SI 91 C SI 93 F SL 86 F FF 96 X SL 86 1-2 ① G6-3			C FF 90 B SL 88 X SL 88 1-1 ① L8	B FF 93 C FF 93 X SL 81 1-1 ③ FC6-4 1-2f			B FF 94 C SL 89 B SL 91 B CH 85 F FF 96 X SI 95 3-2 ① G4-3	5	0	1	0	0	0	1
25 Adam LaRoche, L (1, 3) OBP: 0.418, SLG: 0.520	B FF 97 B CH 88 3 SAFE C SI 98 B FF 97 B SI 97 4-1 ② 11 FC4 BB 3-H			B CH 87 X SI 94 1-0 ② F8			B FF 90 X CH 84 1-0 11 2B 2B		B FF 89 C FF 94 B FF 93 S CH 84 F FF 94 B FF 94 D FF 94 4-2 11 FC6-4 BB		B CH 85 S CH 85 B CH 85 F FF 95 X FF 95 2-2 ② G3	3	1	1	0	2	0	0
11 Ryan Zimmerman, R (1, 7) OBP: 0.362, SLG: 0.547	C SI 97 D SL 89 F SI 97 X SI 98 1-2 ③ FC4 1-2f			B SI 91 B SI 93 X SI 94 2-0 ③ G6-3			B SL 89 X SL 89 1-0 20 HR 2B 2-H		B FF 94 B CH 85 1 SAFE 1 SAFE C FF 94 F FF 94 X CH 86 2-2 ① FC6-4 40 G6-3 1-2f		S SL 90 B SL 90 S CH 86 F SI 95 B FF 95 B FF 95 S CH 85 3-3 ③ K	5	1	1	1	0	1	3
40 Wilson Ramos, R (1, 2) OBP: 0.290, SLG: 0.321		X FF 90 0-0 ① G5-3			C FF 92 F SI 92 B SL 85 X SI 96 1-2 ① G4-3		F SL 88 S FF 90 F FF 91 B SL 89 X FF 91 1-2 ② L9		B FF 94 B FF 93 C CH 86 B CH 83 S FF 94 X FF 94 3-2 ② G6-3 1-2			4	0	0	0	0	0	2
20 Ian Desmond, R (1, 6) OBP: 0.297, SLG: 0.427		B SI 92 C FF 93 F SI 94 X SL 86 1-2 ② G4-3			C SI 94 X SI 94 0-1 ② G4-3		B SL 88 F SL 87 X SL 88 1-1 2-H HR		C CH 84 B FF 92 S FF 95 B FF 94 X FF 95 2-2 ③ L3			4	1	1	2	0	0	1
8 Danny Espinosa, S (1, 4) OBP: 0.283, SLG: 0.387		F SI 92 C SI 94 B CH 86 X CH 86 1-2 ③ G6-3			F SI 93 F SI 95 F FF 97 S FF 96 0-3 ③ K		S FF 90 B SL 88 S CH 84 S FF 90 1-3 ③ K			B SI 88 S CH 79 F SI 89 X SI 89 1-2 15 FC5-4 1B		4	0	1	0	0	2	0
64 Blake Treinen, R (1, 1) OBP: 0.250, SLG: 0.143 13 Jerry Blevins, L (7, 1) 22 Drew Storen, S (7, 1) 33 Greg Dobbs, L (8, PH) OBP: 0.212, SLG: 0.226 36 Tyler Clippard, R (8, 1) 29 Rafael Soriano, R (9, 1) 15 Nate McLouth, L (10, PH) OBP: 0.301, SLG: 0.248 35 Craig Stammen, R (10, 1) OBP: 0.250, SLG: 0.500			B SI 90 C SI 90 C SI 93 S SL 87 1-3 ① K			C SI 91 S SI 92 B FF 95 T SL 86 1-2 ① K		X FF 93 0-0 ① G1-3		B SI 89 C SI 87 X SI 88 1-1 ① FC5-4 1-2f		2 0 0 1 0 0 0 1 0	0 0 0 0 0 0 0 0 0	0 0 0 0 0 0 0 0 0	0 0 0 0 0 0 0 0 0	0 0 0 0 0 0 0 0 0	2 0 0 0 0 0 0 1 0	0 0 0 0 0 0 0 1 0
Inning Stats	R: 0 E: 0 K: 0 S: 11 H: 2 LOB: 2 BB: 1 P: 18	R: 0 E: 0 K: 0 S: 7 H: 0 LOB: 0 BB: 0 P: 9	R: 0 E: 0 K: 2 S: 7 H: 0 LOB: 0 BB: 0 P: 10	R: 0 E: 0 K: 0 S: 7 H: 0 LOB: 0 BB: 0 P: 11	R: 0 E: 0 K: 1 S: 9 H: 0 LOB: 0 BB: 0 P: 10	R: 0 E: 0 K: 2 S: 8 H: 0 LOB: 0 BB: 0 P: 12	R: 3 E: 0 K: 1 S: 13 H: 3 LOB: 0 BB: 0 P: 19	R: 0 E: 0 K: 1 S: 9 H: 1 LOB: 1 BB: 0 P: 10	R: 0 E: 0 K: 0 S: 12 H: 0 LOB: 1 BB: 1 P: 23	R: 0 E: 0 K: 0 S: 9 H: 1 LOB: 1 BB: 0 P: 13	R: 0 E: 0 K: 1 S: 10 H: 0 LOB: 0 BB: 0 P: 18	1B: 3 2B: 3 3B: 0 HR: 1 SF: 0 SAC: 0 DP: 0 HBP: 0	WP: 0 PB: 0 SB: 0 CS: 0 PA: 41					

PITCHER	IP	WLS	BF	H	R	ER	SO	BB	IBB	HBP	BLK	WP	HR	S	P	ERA	WHIP
34 Andrew Cashner, R (1, 1) ERA: 2.13	6.0		20	2	0	0	5	1	0	0	0	0	0	49	70	0.00	0.500
50 Nick Vincent, R (7, 1) ERA: 4.73	1.0	B	6	3	3	3	1	0	0	0	0	0	1	13	19	27.00	3.000
33 Dale Thayer, R (8, 1) ERA: 2.3	1.0		4	1	0	0	1	0	0	0	0	0	0	9	10	0.00	1.000
54 Alex Torres, L (9, 1) ERA: 1.05	1.0		4	0	0	0	0	1	0	0	0	0	0	12	23	0.00	1.000
16 Huston Street, R (10, 1) ERA: 1.08	1.0		4	1	0	0	0	0	0	0	0	0	0	9	13	0.00	1.000

PITCHER	IP	WLS	BF	H	R	ER	SO	BB	IBB	HBP	BLK	WP	HR	S	P	ERA	WHIP
56 Joaquín Benoit, R (11, 1) ERA: 1.63	1.0	W	3	0	0	0	1	0	0	0	0	0	0	10	18	0.00	0.000

TOP

Washington Nationals @ San Diego Padres

Petco Park, San Diego, CA

Sat Jun 07 2014, 7:11 PM - 10:22 PM PDT

Att. 29,172 - Clear - 66 F

livebaseballscorecards.com

AB	39
R	3
H	7
RBI	3
BB	2
SO	8
LOB	11

Batter	1	2	3	4	5	6	7	8	9	10	11	AB	R	H	RBI	BB	SO	LOB
2 Everth Cabrera, S (1, 6) OBP: 0.268, SLG: 0.328	C SI 95 B SI 94 B FF 95 B SI 95 C SI 92 X SI 96 3-2 G1 ①		F SI 95 X FF 96 0-1 L4 ③		B SI 94 X SI 94 1-0 G4-3 ③			B FF 91 S FF 92 F FF 92 X FF 93 1-2 F8 ②		C SI 91 D KC 80 F FF 92 F FF 92 F FC 85 X FC 84 1-2 F7 ③		5	0	0	0	0	0	2
25 Will Venable, L (1, 9) OBP: 0.223, SLG: 0.284 18 Carlos Quentin, R (8, PH) OBP: 0.352, SLG: 0.386 54 Alex Torres, L (9, 1) 16 Huston Street, R (10, 1) 56 Joaquin Benoit, R (11, 1) 8 Yasmani Grandal, S (11, PH) OBP: 0.273, SLG: 0.368	C SI 97 X CH 85 0-1 G3 ②			X SI 93 0-0 G3 ①		C SI 93 S FF 93 B CH 84 X SI 95 1-2 F8 ①		S CH 80 F SI 93 B FS 82 S CH 80 1-3 K ③			C SI 91 B SI 91 X SI 92 1-1 L6 ①	3 1 0 0 0 0	0 0 0 0 0 0	0 0 0 0 0 0	0 0 0 0 0 0	0 1 0 0 0 0	0 1 0 0 0 0	0 1 0 0 0 0
12 Seth Smith, L (1, 7) OBP: 0.405, SLG: 0.527	B SI 97 B SI 98 X SI 96 2-0 2B			C SI 95 B CH 85 X CH 86 1-1 7 2B 1B		B FF 94 C SI 94 F SI 93 B FF 95 F SI 93 X CH 84 2-2 G1-3 ②			C SI 90 C FF 92 B SL 85 S FF 91 1-3 K ①		B KC 79 B SI 91 X SI 91 2-0 G2-3 ②	5	1	2	0	0	1	0
7 Chase Headley, S (1, 5) OBP: 0.284, SLG: 0.333	B SI 96 B CH 86 X SI 96 2-0 G4-3 ③			B SI 93 X SI 95 1-0 23 G4-3 24 2B 1-H 2B		F CH 84 X SI 96 0-1 L7 ③			C FF 91 F SL 87 B FF 92 F FF 92 X SL 85 1-2 G1-3 ②		C KC 78 X SI 92 0-1 23 BB 24 1B 1B	5	2	2	1	0	0	1
23 Yonder Alonso, L (1, 3) OBP: 0.259, SLG: 0.351		B SI 95 B SI 95 F SI 95 X SI 95 2-1 24 FC6-4 1B		B SI 95 X SI 93 1-0 G4-3 ② 2-3			C SI 92 B SL 88 X SI 92 1-1 L7 ①		B FF 91 X SI 90 1-0 HR		B FC 88 F FC 86 1 SAFE S FC 86 D KC 80 B FC 84 B FC 86 4-2 24 1B 1-2 BB	4	1	2	1	1	0	1
24 Cameron Maybin, R (1, 8) OBP: 0.340, SLG: 0.440		B SI 95 B FF 94 1 SAFE F SI 95 X SI 94 2-1 FC6-4 3 G6-3 1-2f ①	C SL 82 X SL 83 0-1 2B 3-H				C CH 85 S CH 85 X SI 92 0-2 G4-3 ②		S SL 85 S FF 90 S SL 85 0-3 K ③		C FC 86 X FC 86 0-1 1-2 2-H 1B	5	0	2	2	0	1	1
3 Jace Peterson, L (1, 4) OBP: 0.194, SLG: 0.138 14 Tommy Medica, R (7, PH) OBP: 0.322, SLG: 0.527 5 Alexi Amarista, L (8, 4) OBP: 0.265, SLG: 0.275		1 SAFE X SI 94 0-0 G6-3 ② ③ 1-2f	B SI 95 F SI 94 X CH 84 1-1 G3-1 ③				C FF 94 C SL 83 F SL 84 F SL 83 C FF 95 0-3 K ③			F SI 91 X KC 79 0-1 G3-1 ①		2 1 1	0 0 0	0 0 0	0 0 0	0 1 0	0 0 0	2 0 0
44 René Rivera, R (1, 2) OBP: 0.293, SLG: 0.447			F SI 93 F SI 95 X SL 84 0-2 F8 ①		B SI 93 C SI 94 F SI 94 C SI 94 1-3 K ①			X FF 91 0-0 13 SH5-3 2B		X FC 86 0-0 2B		4	0	2	0	0	1	0
34 Andrew Cashner, R (1, 1) OBP: 0.125, SLG: 0.125 50 Nick Vincent, R (7, 1) 33 Dale Thayer, R (8, 1) 13 Chris Denorfia, R (8, PH) OBP: 0.311, SLG: 0.365 (9, 9)			C SI 95 B SI 95 X SI 95 1-1 G1-3 ②		X SI 94 0-0 B1-3 ②			X CH 79 0-0 SH5-3 ① 2-3		C FC 84 C SI 91 C SI 91 0-3 K ②		2 0 0 1	0 0 0 0	0 0 0 0	0 0 0 0	0 0 0 1	0 0 0 1	0 0 0 1
Inning Stats	R: 0 E: 0 K: 0 S: 7 H: 1 LOB: 1 BB: 0 P: 14	R: 0 E: 0 K: 0 S: 5 H: 1 LOB: 0 BB: 0 P: 9	R: 0 E: 0 K: 0 S: 7 H: 0 LOB: 0 BB: 0 P: 8	R: 2 E: 0 K: 0 S: 9 H: 3 LOB: 1 BB: 0 P: 13	R: 0 E: 0 K: 1 S: 5 H: 0 LOB: 0 BB: 0 P: 7	R: 0 E: 0 K: 0 S: 9 H: 0 LOB: 0 BB: 0 P: 12	R: 0 E: 0 K: 1 S: 10 H: 0 LOB: 0 BB: 0 P: 11	R: 0 E: 0 K: 1 S: 8 H: 1 LOB: 1 BB: 0 P: 10	R: 1 E: 0 K: 2 S: 11 H: 1 LOB: 0 BB: 0 P: 14	R: 0 E: 0 K: 1 S: 11 H: 1 LOB: 1 BB: 0 P: 12	R: 1 E: 0 K: 0 S: 9 H: 2 LOB: 2 BB: 1 P: 16	1B: 4 2B: 5 3B: 0 HR: 1 SF: 0 SAC: 1 DP: 1 HBP: 0	WP: 0 PB: 0 SB: 0 CS: 0 PA: 42					

PITCHER	IP	WLS	BF	H	R	ER	SO	BB	IBB	HBP	BLK	WP	HR	S	P	ERA	WHIP
64 Blake Treinen, R (1, 1) ERA: 1.78	6.0		22	5	2	2	1	0	0	0	0	0	0	42	63	3.00	0.833
13 Jerry Blevins, L (7, 1) ERA: 3.86	0.2	H	2	0	0	0	0	0	0	0	0	0	0	5	6	0.00	0.000
22 Drew Storen, R (7, 1) ERA: 1.35	0.1	H	1	0	0	0	1	0	0	0	0	0	0	5	5	0.00	0.000
36 Tyler Clippard, R (8, 1) ERA: 1.32	1.0	H	4	1	0	0	1	0	0	0	0	0	0	8	10	0.00	1.000
29 Rafael Soriano, R (9, 1) ERA: 1.13	1.0	B	4	1	1	1	2	0	0	0	0	0	1	11	14	9.00	1.000

PITCHER	IP	WLS	BF	H	R	ER	SO	BB	IBB	HBP	BLK	WP	HR	S	P	ERA	WHIP
35 Craig Stammen, R (10, 1) ERA: 2.56	1.2	L	9	3	1	1	1	1	0	0	0	0	0	20	28	5.40	2.400

BOTTOM

Washington Nationals @ San Diego Padres

Petco Park, San Diego, CA

Sat Jun 07 2014, 7:11 PM - 10:22 PM PDT

Att. 29,172 - Clear - 66 F

livebaseballscorecards.com

AB	40
R	4
H	10
RBI	4
BB	1
SO	6
LOB	9

Batter	1	2	3	4	5	6	7	8	9	AB	R	H	RBI	BB	SO	LOB
2 Denard Span, L (1, 8) OBP: 0.317, SLG: 0.386	C SI 86 C FF 89 F SL 81 B FF 88 X CH 82 1-2 19 S 19 G6-3 2B	B FF 89 1 SAFE X CU 68 1-0 ③ F8		C FF 91 B FF 91 C SL 85 X FF 92 1-2 ② P4		B FF 91 F SI 90 C CH 79 S SL 84 1-3 ③ K		B CU 77 F CU 79 F SL 85 F CU 78 T SL 84 1-2 ③ K		5	1	1	0	0	2	3
19 Kevin Frandsen, R (1, 5) OBP: 0.289, SLG: 0.311	B FF 88 B FF 88 D FF 89 C FF 89 X CH 82 3-1 ① G6-3 2-H		B CH 80 X FF 88 1-0 28 1B 25 1B 1B	C CU 74 F SI 90 F SI 91 B CH 82 F FF 92 S SL 85 1-3 ③ K			S FF 88 X FF 90 0-1 2B		B FF 91 X FF 91 1-0 ① G6-3	5	1	2	1	0	1	0
28 Jayson Werth, R (1, 9) OBP: 0.367, SLG: 0.403	X FF 88 0-0 ② P4		C FF 87 X CH 80 0-1 20 1B 25 1B 8 1B 1-2 1B	C FF 90 C SI 90 B CH 80 X FF 92 1-2 1B			C FF 91 B SL 81 B FF 91 C FF 91 D SL 84 F FF 91 C FF 92 3-3 ① K		C FF 92 S CH 83 B FF 93 X FF 92 1-2 11 BB 1B	5	1	3	0	0	1	1
25 Adam LaRoche, L (1, 3) OBP: 0.412, SLG: 0.510	B FF 89 C FF 90 B SL 84 X SL 82 2-1 ③ P6		B CU 67 C SL 82 C CH 81 B FF 89 X CH 82 2-2 20 1B 8 1B 1-2 2-H 1B	C SI 89 B FF 90 F SL 85 S SL 85 1-3 ① K			F FF 91 B FF 90 C SL 82 B CU 73 C FF 93 2-3 ② K		X FF 93 0-0 ② F8	5	1	1	1	0	2	3
11 Ryan Zimmerman, R (1, 7) OBP: 0.381, SLG: 0.536		C FF 87 C FF 88 B CH 81 X CU 73 1-2 20 HR 1B	D CH 82 C FF 88 B SL 81 B FF 88 F FF 89 X FF 88 3-2 ① L3		B CU 74 F CH 80 F SL 85 S CH 81 1-3 ② K		B FF 92 B FF 92 C FF 92 B FF 92 B FF 92 4-1 BB		B CH 84 B CH 84 F CH 86 S CH 86 B FF 94 B CH 86 4-2 1-2 BB	3	1	1	0	2	1	3
20 Ian Desmond, R (1, 6) OBP: 0.299, SLG: 0.439		B FF 88 X FF 87 1-0 1-H HR	T FF 88 C CH 81 X CH 81 0-2 8 1B 1-2 2-3 1B	C FF 91 S CH 81 S FF 92 0-3 ③ K			C CH 83 X FF 90 0-1 ③ F9		F FF 93 B FF 93 S CH 84 F FF 92 F CH 85 X CH 86 1-2 ③ G1-3	5	1	2	2	0	1	5
8 Danny Espinosa, S (1, 4) OBP: 0.292, SLG: 0.395		X FF 88 0-0 1B	X FF 91 0-0 59 G4-6-3 1-3 2-H 3-H 1B			B CH 80 S CH 80 F SL 85 F FF 90 S CH 80 1-3 ① K		C CU 77 F SL 84 X SL 85 0-2 1B		4	0	3	2	0	1	0
59 Jose Lobaton, S (1, 2) OBP: 0.296, SLG: 0.347		C FF 87 S CH 82 S CH 81 0-3 ① K	X SI 90 0-0 ②③ G4-6-3 1-2f			B FF 91 S CH 80 B SL 85 C SI 89 B CH 81 F FF 90 F CH 80 B FF 91 4-2 27 SH3-4 BB		B SI 91 C CH 85 F CU 78 S CH 84 1-3 ① K		3	0	0	0	1	2	4
27 Jordan Zimmermann, R (1, 1) OBP: 0.286, SLG: 0.286		L FF 88 M CH 79 M CH 79 0-3 ② K		X FF 90 0-0 ① G6-3		X FF 89 0-0 ② SH3-4 1-2		L SI 90 M CU 77 B CU 78 S SL 85 1-3 ② K		3	0	0	0	0	2	2
Inning Stats	R: 1 E: 0 K: 0 S: 9 H: 1 LOB: 0 BB: 0 P: 15	R: 2 E: 0 K: 2 S: 12 H: 3 LOB: 1 BB: 0 P: 15	R: 3 E: 0 K: 0 S: 14 H: 5 LOB: 1 BB: 0 P: 20	R: 0 E: 0 K: 1 S: 9 H: 0 LOB: 0 BB: 0 P: 11	R: 0 E: 0 K: 3 S: 12 H: 1 LOB: 1 BB: 0 P: 15	R: 0 E: 0 K: 2 S: 12 H: 0 LOB: 1 BB: 1 P: 18	R: 0 E: 0 K: 2 S: 12 H: 1 LOB: 2 BB: 1 P: 21	R: 0 E: 0 K: 3 S: 13 H: 1 LOB: 1 BB: 0 P: 16	R: 0 E: 0 K: 0 S: 12 H: 1 LOB: 2 BB: 1 P: 19	1B: 10 2B: 2 3B: 0 HR: 1 SF: 0 SAC: 1 DP: 1 HBP: 0						

PITCHER		IP	WLS	BF	H	R	ER	SO	BB	IBB	HBP	BLK	WP	HR	S	P	ERA	WHIP
53 Eric Stults, L ERA: 5.68	(1, 1)	2.1	L	15	8	6	6	2	0	0	0	0	0	1	33	48	23.14	3.429
46 Tim Stauffer, R ERA: 4.15	(3, 1)	3.2		13	2	0	0	6	1	0	0	0	0	0	35	46	0.00	0.818
59 Kevin Quackenbush, R ERA: 3.07	(7, 1)	1.0		5	1	0	0	2	1	0	0	0	0	0	12	21	0.00	2.000
29 Troy Patton, L ERA: 6.0	(8, 1)	1.0		4	1	0	0	3	0	0	0	0	0	0	13	16	0.00	1.000
54 Alex Torres, L ERA: 1.01	(9, 1)	1.0		5	1	0	0	0	1	0	0	0	0	0	12	19	0.00	2.000

PITCHER	IP	WLS	BF	H	R	ER	SO	BB	IBB	HBP	BLK	WP	HR	S	P	ERA	WHIP

TOP

Washington Nationals @ San Diego Padres

Petco Park, San Diego, CA

Sun Jun 08 2014, 1:14 PM - 3:50 PM PDT

Att. 27,046 - Sunny - 70 F

livebaseballscorecards.com

AB	38
R	6
H	13
RBI	6
BB	3
SO	13
LOB	21

Batter	1	2	3	4	5	6	7	8	9	AB	R	H	RBI	BB	SO	LOB
2 Everth Cabrera, S (1, 6) OBP: 0.264, SLG: 0.323	C FF 92 F FF 93 B FF 93 S 1-3 ① K			C FF 94 X FF 93 0-1 ① G6-3		B FF 93 D FF 93 S FF 93 C FF 93 S CH 86 2-3 ③ K			B FF 92 C FF 92 S FF 93 F FF 92 B FF 93 S CH 86 2-3 ② K	4	0	0	0	0	3	1
12 Seth Smith, L (1, 9) OBP: 0.402, SLG: 0.532	F FF 94 C FF 94 B FF 95 T FF 95 1-2 ② K			C FF 94 B FF 94 C CU 79 F FF 94 B FF 94 F FF 95 X CU 77 2-2 ② G5-3			X FF 92 0-0 ② 3B		C CH 86 T FF 94 X FF 94 0-2 ③ G6-3	4	0	1	0	0	1	0
18 Carlos Quentin, R (1, 7) OBP: 0.333, SLG: 0.362	S FF 94 X SL 88 0-1 ③ F7			C SL 86 T SL 89 F SL 86 S FF 94 0-3 ③ K			B SL 86 S SL 85 B SL 86 X FF 93 2-1 ① G5-3			3	0	0	0	0	1	1
7 Chase Headley, S (1, 5) OBP: 0.279, SLG: 0.327		C FF 94 F CH 85 B FF 93 C CU 79 1-3 ① K			X FF 93 0-0 ① G3		F FF 93 X FF 94 0-1 ② P5			3	0	0	0	0	1	1
23 Yonder Alonso, L (1, 3) OBP: 0.256, SLG: 0.346		C FF 94 X FF 94 0-1 ② G6-3			B FF 93 B FF 92 X FF 92 2-0 ② P5		C CU 80 X FF 94 0-1 ③ L8			3	0	0	0	0	0	1
8 Yasmani Grandal, S (1, 2) OBP: 0.267, SLG: 0.358		C FF 94 C FF 94 B FF 94 C FF 95 1-3 ③ K			C FF 94 B CU 80 F FF 94 B FF 94 T FF 93 2-2 ③ K			C FF 92 B FF 92 F CH 86 X FF 93 1-2 ① F8		3	0	0	0	0	2	0
24 Cameron Maybin, R (1, 8) OBP: 0.330, SLG: 0.427			S FF 92 B FF 94 C SL 88 X FF 94 1-2 ① G6-3			B FF 93 X SL 86 1-0 ① F9		B SL 87 F SL 87 C FF 92 C FF 93 1-3 ② K		3	0	0	0	0	1	0
5 Alexi Amarista, L (1, 4) OBP: 0.267, SLG: 0.276			C FF 94 C CU 79 F FF 93 F CU 79 B FF 94 X CU 79 1-2 ② G3-1			B CU 78 C FF 92 B FF 93 C FF 93 X FF 94 2-2 1B		C CU 78 B FF 92 T FF 92 B CU 79 T FF 93 2-2 ③ K		3	0	1	0	0	1	0
53 Eric Stults, L (1, 1) OBP: 0.071, SLG: 0.143 46 Tim Stauffer, R (3, 1) OBP: 0.200, SLG: 0.200 14 Tommy Medica, R (6, PH) OBP: 0.317, SLG: 0.518 59 Kevin Quackenbush, R (7, 1) 29 Troy Patton, S (8, 1) 54 Alex Torres, L (9, 1) 25 Will Venable, L (9, PH) OBP: 0.272, SLG: 0.282			C FF 93 F FF 94 B FF 95 B CU 80 F FF 94 F SL 86 B FF 93 T FF 94 3-2 ③ K			S FF 92 S FF 93 B FF 94 B FF 93 F SL 87 S FF 94 2-3 ② K			F FF 92 B FF 92 F FF 93 F SL 88 X FF 92 1-2 ① P4	0 1 1 0 0 0 1	0 0 0 0 0 0 0	0 0 0 0 0 0 0	0 0 0 0 0 0 0	0 0 0 0 0 0 0	0 0 1 0 0 0 0	0 0 1 0 0 0 0
Inning Stats	R: 0 E: 0 K: 2 S: 8 H: 0 LOB: 0 BB: 0 P: 10	R: 0 E: 0 K: 2 S: 8 H: 0 LOB: 0 BB: 0 P: 10	R: 0 E: 0 K: 1 S: 13 H: 0 LOB: 0 BB: 0 P: 18	R: 0 E: 0 K: 1 S: 11 H: 0 LOB: 0 BB: 0 P: 13	R: 0 E: 0 K: 1 S: 5 H: 0 LOB: 0 BB: 0 P: 9	R: 0 E: 0 K: 2 S: 11 H: 1 LOB: 1 BB: 0 P: 18	R: 0 E: 0 K: 0 S: 7 H: 1 LOB: 1 BB: 0 P: 9	R: 0 E: 0 K: 2 S: 9 H: 0 LOB: 0 BB: 0 P: 13	R: 0 E: 0 K: 1 S: 11 H: 0 LOB: 0 BB: 0 P: 14	1B: 1 2B: 0 3B: 1 HR: 0	SF: 0 SAC: 0 DP: 0 HBP: 0	WP: 0 PB: 0 SB: 0 CS: 0	PA: 29			

PITCHER	IP	WLS	BF	H	R	ER	SO	BB	IBB	HBP	BLK	WP	HR	S	P	ERA	WHIP
27 Jordan Zimmermann, R (1, 1) ERA: 3.17	9.0	W	29	2	0	0	12	0	0	0	0	0	0	83	114	0.00	0.222

PITCHER	IP	WLS	BF	H	R	ER	SO	BB	IBB	HBP	BLK	WP	HR	S	P	ERA	WHIP

BOTTOM

Washington Nationals @ San Diego Padres

Petco Park, San Diego, CA

Sun Jun 08 2014, 1:14 PM - 3:50 PM PDT

Att. 27,046 - Sunny - 70 F

livebaseballscorecards.com

AB	29
R	0
H	2
RBI	0
BB	0
SO	12
LOB	5

Batter	1	2	3	4	5	6	7	8	9	AB	R	H	RBI	BB	SO	LOB
2 Denard Span, L (1, 8) OBP: 0.323, SLG: 0.408	B SI 90 X FF 91 1-0 19 G4-3 28 2B 2B	C CU 78 B CU 78 B CU 77 B SL 87 C CH 83 F SL 88 X SL 88 3-2 ③ G4-3		X FF 91 0-0 3B			B CH 82 F CU 76 B SL 86 X CH 83 2-1 19 1B 28 1B 2B	X FF 89 0-0 ① F7		5	2	3	0	0	0	1
19 Kevin Frandsen, R (1, 5) OBP: 0.286, SLG: 0.306	B FF 90 X SL 87 1-0 ① G4-3 2-3		B CU 78 X FF 89 1-0 ① G1-3	B FF 89 C FF 90 F CU 77 X FF 88 1-2 ② G3			D CU 77 X SL 86 1-0 25 BB 28 1B 11 FC6-2 2-3 1B	B SL 86 B FF 87 F SL 86 B FF 90 X FF 90 3-1 ② F9		5	0	1	0	0	0	2
28 Jayson Werth, R (1, 9) OBP: 0.369, SLG: 0.409 15 Nate McLouth, L (7, 9) OBP: 0.298, SLG: 0.245	B FF 90 B CU 78 B FF 90 C FF 90 X CU 78 3-1 3-H 2B		C SL 88 C CH 84 B FF 90 X FF 90 1-2 ② G5-3	B CU 78 C FF 90 X CH 83 1-1 ③ F8			C FC 90 X FC 87 0-1 25 BB 11 E 1-2 3-H 1B	C FF 89 F CH 82 C CU 77 0-3 ③ K		4 1	1 0	2 0	2 0	0 1	0 0	1 0
25 Adam LaRoche, L (1, 3) OBP: 0.417, SLG: 0.513	S CH 83 X FF 90 0-1 ② L7		B FF 89 B SL 86 B CH 84 C FF 90 F CH 83 X FF 88 3-2 40 BB 20 1B 2B		B SI 88 X SL 87 1-0 ① P4		B FF 92 D SI 92 F FC 89 B FC 88 B SL 84 4-2 11 E 40 2B 1-2 2-3 BB		B CH 80 C FF 88 B FF 89 B SL 85 B FF 88 4-1 BB	3	2	1	0	2	0	1
11 Ryan Zimmerman, R (1, 7) OBP: 0.368, SLG: 0.500	C FF 91 C SL 87 X CH 82 0-2 ③ L9		C FF 89 B FF 90 F FF 90 B SL 88 F SL 87 B CU 78 B FF 91 4-2 40 BB 20 1B BB		B CU 76 B FF 90 F SL 87 F FF 89 B CH 85 X CU 76 3-2 ② P6		X SI 92 0-0 ① FC6-2 40 2B 20 2B 1-3 2-H 3-Hf		C FF 89 F CU 77 B FF 91 B CU 77 X FF 90 2-2 ① L9	4	2	0	0	1	0	4
40 Wilson Ramos, R (1, 2) OBP: 0.306, SLG: 0.341		C FF 90 B SL 88 B SL 88 X FF 91 2-1 20 3B 1B	D CU 77 B FF 90 B SL 87 C FF 90 B FF 90 4-1 20 1B 1-2 2-3 BB		B CH 83 C SL 88 X CU 77 1-1 ③ G6-3		B FC 88 X FF 91 1-0 20 2B 1-3 3-H 2B		X CU 77 0-0 ② P4	4	2	2	1	1	0	1
20 Ian Desmond, R (1, 6) OBP: 0.305, SLG: 0.455		X SL 87 0-0 1-H 3B	C FF 90 X CU 77 0-1 1-2 2-H 3-H 1B			C SL 87 B SL 86 S FF 89 F FF 90 C CH 85 1-3 ① K	S SL 84 X SL 85 0-1 8 G3-1 2-H 3-H 2B		C CH 85 D CU 78 X CU 76 1-1 ③ F7	5	0	3	5	0	1	1
8 Danny Espinosa, S (1, 4) OBP: 0.286, SLG: 0.386		B SL 88 C FF 89 S SL 87 S SL 88 1-3 ① K	F CH 83 F CH 83 S SL 87 0-3 ③ K			C CU 77 F FF 91 B SL 87 B FF 90 S SL 87 2-3 ② K	C FC 88 T SI 90 X FC 88 0-2 ② G3-1 2-3			4	0	0	0	0	3	4
37 Stephen Strasburg, R (1, 1) OBP: 0.179, SLG: 0.080 33 Greg Dobbs, L (7, PH) OBP: 0.206, SLG: 0.219 30 Aaron Barrett, R (7, 1) 48 Ross Detwiler, R (8, 1)		X SL 87 0-0 ② G4-3		C FF 89 B CU 77 S SL 87 C FF 90 1-3 ① K		C FF 90 C FF 91 S FF 90 0-3 ③ K	F FC 87 B SI 90 X FC 88 1-1 ③ P5			3 1 0 0	0 0 0 0	0 0 0 0	0 0 0 0	0 0 0 0	2 0 0 0	1 1 0 0
Inning Stats	R: 1 E: 0 K: 0 S: 9 H: 2 LOB: 1 BB: 0 P: 14	R: 1 E: 0 K: 1 S: 11 H: 2 LOB: 1 BB: 0 P: 17	R: 2 E: 0 K: 1 S: 16 H: 2 LOB: 2 BB: 2 P: 29	R: 0 E: 0 K: 1 S: 9 H: 1 LOB: 1 BB: 0 P: 12	R: 0 E: 0 K: 0 S: 6 H: 0 LOB: 0 BB: 0 P: 11	R: 0 E: 0 K: 3 S: 10 H: 0 LOB: 0 BB: 0 P: 13	R: 5 E: 1 K: 0 S: 16 H: 5 LOB: 1 BB: 1 P: 25	R: 0 E: 0 K: 1 S: 6 H: 0 LOB: 0 BB: 0 P: 9	R: 0 E: 0 K: 0 S: 7 H: 0 LOB: 1 BB: 0 P: 14	1B: 4 2B: 6 3B: 2 HR: 0 SF: 0 SAC: 0 DP: 0 HBP: 0						

PITCHER	IP	WLS	BF	H	R	ER	SO	BB	IBB	HBP	BLK	WP	HR	S	P	ERA	WHIP
32 Ryan Vogelsong, R (1, 1) ERA: 3.84	6.0	L	29	9	6	6	6	2	0	0	0	0	0	64	102	9.00	1.833
70 George Kontos, R (7, 1) ERA: 3.75	1.0		7	3	3	3	0	1	0	0	0	0	0	13	19	27.00	4.000
52 Yusmeiro Petit, R (8, 1) ERA: 4.4	2.0		7	0	0	0	1	1	0	0	0	0	0	13	23	0.00	0.500

PITCHER	IP	WLS	BF	H	R	ER	SO	BB	IBB	HBP	BLK	WP	HR	S	P	ERA	WHIP

TOP

Washington Nationals @ San Francisco Giants
AT&T Park, San Francisco, CA

Mon Jun 09 2014, 7:16 PM - 10:17 PM PDT
Att. 41,597 - Partly Cloudy - 64 F

livebaseballscorecards.com

AB	39
R	9
H	12
RBI	8
BB	4
SO	7
LOB	17

WP: 0 PA: 43
PB: 0
SB: 0
CS: 0

BOTTOM

Washington Nationals @ San Francisco Giants
AT&T Park, San Francisco, CA
Mon Jun 09 2014, 7:16 PM - 10:17 PM PDT
Att. 41,597 - Partly Cloudy - 64 F

livebaseballscorecards.com

Batter	1	2	3	4	5	6	7	8	9	AB	R	H	RBI	BB	SO	LOB
7 Grégor Blanco, L (1, 8) OBP: 0.340, SLG: 0.341	C SI 93 B SI 94 S CH 88 X CH 88 1-2 ① G4-3		B SI 94 F SI 94 B CU 79 B SI 94 F FF 94 X SI 94 3-2 ② G6-3			B SI 92 C CH 87 F FF 94 C FF 94 1-3 ① K		C FF 92 F SI 91 B FF 93 B SI 91 X SI 91 2-2 6 1B 13 1B 1-2 1B		4	0	1	0	0	1	0
8 Hunter Pence, R (1, 9) OBP: 0.365, SLG: 0.472 13 Joaquin Arias, R (8, 3) OBP: 0.215, SLG: 0.176	C SI 95 X SI 95 0-1 ② F9		F CH 87 B CH 87 B FF 96 X CH 88 2-1 1B			C FF 95 F FF 94 B FF 95 X FF 94 1-2 ② G3		F SI 92 F SI 91 B FF 94 X SI 91 1-2 6 1B 2-H 1B		3 1	0 0	1 1	0 1	0 0	0 0	0 0
28 Buster Posey, R (1, 2) OBP: 0.341, SLG: 0.420 6 Ehire Adrianza, S (8, 5) OBP: 0.204, SLG: 0.231	X SI 95 0-0 2B		1 SAFE F SI 94 X CH 87 0-1 ③ F9			C CH 87 C SI 95 S CH 89 0-3 ③ K		C FF 92 D SL 78 S SL 78 F SL 78 D SL 79 X SI 93 2-2 ② 1-2 2-3 1B		3 1	0 0	1 1	0 0	0 0	1 0	1 0
48 Pablo Sandoval, S (1, 5) OBP: 0.290, SLG: 0.398 29 Héctor Sánchez, S (8, 2) OBP: 0.261, SLG: 0.343	F FF 94 B SI 94 F CH 87 F CU 80 F FF 94 F CH 88 B SI 94 T FF 94 2-2 ③ K			B CU 77 B SI 94 F SI 94 B CH 87 S FF 94 F SI 95 S CH 88 3-3 ① K			B SI 95 C SI 94 F SI 95 X SL 87 1-2 ① P5	F SI 92 D SL 78 F SI 92 D SL 79 B FF 94 X SI 92 3-2 ③ F9		3 1	0 0	0 0	0 0	0 0	2 0	1 2
38 Michael Morse, R (1, 3) OBP: 0.329, SLG: 0.545 52 Yusmeiro Petit, R (8, 1) 16 Ángel Pagán, S (9, PH) OBP: 0.370, SLG: 0.429		C CU 79 B FF 94 B FF 95 S CH 88 B CH 88 T CH 88 3-2 ① K		B FF 94 F CU 80 X CU 79 1-1 ② F8			C SI 96 C SL 86 F SL 84 H SI 95 1-2 HBP		X FF 91 0-0 ① G6-3	2 0 1	0 0 0	0 0 0	0 0 0	0 0 0	1 0 0	0 0 0
21 Tyler Colvin, L (1, 7) OBP: 0.286, SLG: 0.455		B FF 95 B FF 95 X FF 94 2-0 35 1B 2B		B SI 93 S CH 88 F FF 95 B FF 95 B FF 96 X FF 96 3-2 ③ P5			F SI 94 S SI 94 D SL 84 S SL 86 1-3 ② K		B FF 92 C FF 92 B SL 76 X SI 91 2-1 ② G4-3	4	1	1	0	0	1	1
35 Brandon Crawford, L (1, 6) OBP: 0.325, SLG: 0.439		S CH 87 X FF 94 0-1 ② 2-H 1B			C FF 94 B SI 94 S FF 94 C FF 95 1-3 ① K		S SI 94 B SI 94 C SI 94 S SI 94 1-3 ③ K		C FF 93 X SI 91 0-1 ③ G3	4	0	1	1	0	2	1
14 Brandon Hicks, R (1, 4) OBP: 0.300, SLG: 0.370		C FF 95 T CU 79 B CH 88 F FF 96 F CH 88 X FF 96 1-2 ③ L7			F FF 94 B CU 81 X FF 95 1-1 ② G6-3			X FF 92 0-0 ① F8		3	0	0	0	0	0	0
32 Ryan Vogelsong, R (1, 1) OBP: 0.154, SLG: 0.231 70 George Kontos, R (7, 1) 2 Juan Carlos Perez, R (8, 9) OBP: 0.194, SLG: 0.333			B SI 93 C FF 93 B FF 94 F FF 93 F SI 94 F CH 87 X SI 95 2-2 ① G5-3		C SI 94 S CU 80 C CU 79 0-3 ③ K			C FF 92 F SI 90 B SI 93 X SL 77 1-2 7 1B 13 1B 1B		2 0 1	0 0 1	0 0 1	0 0 1	0 0 0	1 0 0	0 0 0
Inning Stats	R: 0 E: 0 K: 1 S: 12 H: 1 LOB: 1 BB: 0 P: 15	R: 1 E: 0 K: 1 S: 11 H: 2 LOB: 0 BB: 0 P: 17	R: 0 E: 0 K: 0 S: 12 H: 1 LOB: 1 BB: 0 P: 19	R: 0 E: 0 K: 1 S: 9 H: 0 LOB: 0 BB: 0 P: 16	R: 0 E: 0 K: 2 S: 8 H: 0 LOB: 0 BB: 0 P: 10	R: 0 E: 0 K: 2 S: 9 H: 0 LOB: 0 BB: 0 P: 11	R: 0 E: 0 K: 2 S: 12 H: 0 LOB: 1 BB: 0 P: 16	R: 1 E: 0 K: 0 S: 17 H: 4 LOB: 2 BB: 0 P: 26	R: 0 E: 0 K: 0 S: 5 H: 0 LOB: 0 BB: 0 P: 7	1B: 6 2B: 2 3B: 0 HR: 0 SF: 0 SAC: 0 DP: 0 HBP: 1						

	AB	33
	R	2
	H	8
	RBI	2
	BB	0
	SO	9
	LOB	6

WP: 0 PB: 0 SB: 0 CS: 0 PA: 34

PITCHER		IP	WLS	BF	H	R	ER	SO	BB	IBB	HBP	BLK	WP	HR	S	P	ERA	WHIP
37 Stephen Strasburg, R ERA: 2.99	(1, 1)	6.0	W	21	4	1	1	7	0	0	0	0	0	0	61	88	1.50	0.667
30 Aaron Barrett, R ERA: 0.83	(7, 1)	1.0		4	0	0	0	2	0	0	1	0	0	0	12	16	0.00	0.000
48 Ross Detwiler, L ERA: 4.78	(8, 1)	2.0		9	4	1	1	0	0	0	0	0	0	0	22	33	4.50	2.000

PITCHER	IP	WLS	BF	H	R	ER	SO	BB	IBB	HBP	BLK	WP	HR	S	P	ERA	WHIP

Batter	1	2	3	4	5	6	7	8	9	AB	R	H	RBI	BB	SO	LOB
2 Denard Span, L (1, 8) OBP: 0.318, SLG: 0.402	C FF 92 F FF 93 B FC 89 X FF 93 1-2 ① L8		X FC 88 0-0 ① G6-3		C FC 88 F FC 89 X CU 79 0-2 ② SF7 3-H		B FC 88 C FF 92 X CU 78 1-1 ③ G3			3	0	0	1	0	0	0
6 Anthony Rendon, R (1, 5) OBP: 0.331, SLG: 0.470	C FC 89 X FF 92 0-1 1B		C FC 88 B CH 85 F FC 90 F FF 93 B FC 90 S CU 78 2-3 ② K		1 SAFE 1 SAFE B FC 88 C FF 90 F FC 88 1 SAFE B FF 93 F CU 79 1 SAFE 3-2 B CU 76 X FC 89 28 1B 1-2 1B			B FF 92 C FF 92 B CU 83 F FF 92 B CU 80 X FF 92 3-2 ① F7		4	0	2	0	0	1	0
28 Jayson Werth, R (1, 9) OBP: 0.367, SLG: 0.406	C FC 90 C FC 88 B FF 92 X FC 89 1-2 ② F9		C CH 86 B FC 90 C CU 78 B FC 89 T FC 91 2-2 ③ K		C FC 89 B FC 90 F FF 92 X FC 90 1-2 ③ 1-3 2-H 1B			C CU 84 X FF 92 0-1 ② G6-3		4	0	1	1	0	1	1
25 Adam LaRoche, L (1, 3) OBP: 0.418, SLG: 0.518	C FF 92 C CU 77 B FC 90 S CU 78 1-3 ③ K			X FF 92 0-0 11 G6-4-3 1B		B FF 92 F FC 86 B CU 76 S FC 89 B CU 78 X FF 93 3-2 40 G4-3 2B		B CH 87 F SI 92 B CU 83 B CU 79 C SI 92 X SI 92 3-2 ③ G5-3		4	0	2	0	0	1	1
11 Ryan Zimmerman, R (1, 7) OBP: 0.347, SLG: 0.469 59 Jose Lobaton, S (9, 2) OBP: 0.296, SLG: 0.347		B FF 92 X FC 90 1-0 ① L8		B FC 86 C FC 89 B CH 85 B FC 87 S FC 89 X FC 90 3-2 ①② G6-4-3 1-2f		F FF 91 C FC 86 X FC 90 0-2 ① G6-3			C CU 82 B SI 92 X SI 93 1-1 ① G5-3	4 0	0 0	0 0	0 0	0 0	0 0	2 0
40 Wilson Ramos, R (1, 2) OBP: 0.314, SLG: 0.370 15 Nate McLouth, L (9, PR) OBP: 0.298, SLG: 0.245 (9, 7)		C CH 84 X FF 92 0-1 2B		B CU 79 C FC 87 B CU 77 F FC 90 X FF 93 2-2 ③ G4-3		F FC 86 B FC 89 B FC 88 S CH 86 B CU 77 X FC 88 3-2 ② G4-3 2-3			X FF 93 0-0 2B	4 0	0 0	2 0	0 0	0 0	0 0	1 0
20 Ian Desmond, R (1, 6) OBP: 0.304, SLG: 0.452		B FC 89 X CH 83 1-0 ② F8			X FC 89 0-0 8 1B 2 SF7 1B	F FC 89 C FC 89 B FF 92 B FF 92 X FC 89 2-2 ③ G3-1			B CU 84 B SI 92 C CU 83 X FF 93 2-1 ② L9	4	1	1	0	0	0	3
8 Danny Espinosa, S (1, 4) OBP: 0.290, SLG: 0.385		B FC 90 B FC 90 I IN 69 I IN 72 4-0 IBB			X FC 88 0-0 6 1B 28 1B 1-3 1B		C CH 84 S CU 75 B CU 75 B FC 88 X CU 76 2-2 ① L8		B FF 92 S SI 92 B FF 93 F FF 92 X CU 81 2-2 ③ F7	3	1	1	0	1	0	1
58 Doug Fister, L (1, 1) OBP: 0.077, SLG: 0.077 36 Tyler Clippard, R (8, 1) 29 Rafael Soriano, R (9, 1)		S FF 92 S FF 93 S FF 93 0-3 ③ K			1 SAFE X FF 92 0-0 ① B1		B FF 91 C FF 92 B FC 86 S FF 91 F FF 92 S FF 92 2-3 ② K			3 0 0	0 0 0	0 0 0	0 0 0	0 0 0	2 0 0	4 0 0
Inning Stats	R: 0 E: 0 K: 1 S: 11 H: 1 LOB: 1 BB: 0 P: 14	R: 0 E: 0 K: 1 S: 7 H: 1 LOB: 2 BB: 1 P: 13	R: 0 E: 0 K: 2 S: 8 H: 0 LOB: 0 BB: 0 P: 12	R: 0 E: 0 K: 0 S: 7 H: 1 LOB: 0 BB: 0 P: 12	R: 2 E: 0 K: 0 S: 13 H: 4 LOB: 2 BB: 0 P: 17	R: 0 E: 0 K: 0 S: 12 H: 1 LOB: 1 BB: 0 P: 20	R: 0 E: 0 K: 1 S: 9 H: 0 LOB: 0 BB: 0 P: 14	R: 0 E: 0 K: 0 S: 8 H: 0 LOB: 0 BB: 0 P: 14	R: 0 E: 0 K: 0 S: 8 H: 1 LOB: 1 BB: 0 P: 13	1B: 6 2B: 3 3B: 0 HR: 0 SF: 1 SAC: 0 DP: 1 HBP: 0						

TOP

Washington Nationals @ San Francisco Giants
AT&T Park, San Francisco, CA

Tue Jun 10 2014, 7:17 PM - 10:12 PM PDT
Att. 41,545 - Cloudy - 59 F

livebaseballscorecards.com

AB	33
R	2
H	9
RBI	2
BB	1
SO	5
LOB	13

PITCHER		IP	WLS	BF	H	R	ER	SO	BB	IBB	HBP	BLK	WP	HR	S	P	ERA	WHIP
40 Madison Bumgarner, L ERA: 2.67	(1, 1)	7.0	L	28	8	2	2	5	0	1	0	0	0	0	67	102	2.57	1.143
57 Juan Gutierrez, R ERA: 2.73	(8, 1)	2.0		7	1	0	0	0	0	0	0	0	0	0	16	27	0.00	0.500

PITCHER		IP	WLS	BF	H	R	ER	SO	BB	IBB	HBP	BLK	WP	HR	S	P	ERA	WHIP

Batter	1	2	3	4	5	6	7	8	9	AB	R	H	RBI	BB	SO	LOB
16 Ángel Pagán, S (1, 8) OBP: 0.366, SLG: 0.424	B SI 88 B SI 88 X SI 88 2-0 F7 ①		S CH 81 B SI 90 S SI 89 X FC 88 1-2 FC4 8 1B ② 1-2f		C SI 87 X CH 82 0-1 8 FC6-4 1B		B SI 87 1 SAFE 1 SAFE F FC 86 B SI 88 X SI 88 2-1 L5-3 ②③ 1-1		C SL 85 X SI 91 0-1 F8 ③	5	0	1	0	0	0	2
8 Hunter Pence, R (1, 9) OBP: 0.364, SLG: 0.469	F SI 88 B SI 89 C CH 79 F SI 89 C FF 89 1-3 K ②		1 SAFE B SI 88 B SI 88 B SI 89 F SI 89 1 SAFE X SI 89 3-1 1-2 1B		F SI 87 F CU 73 F SI 90 X SI 88 0-2 FC6-4 ② 1-2f			B F CH 77 S FF 91 X FS 80 1-2 G6-3 ①		4	0	1	0	0	1	1
28 Buster Posey, R (1, 2) OBP: 0.339, SLG: 0.417	C SI 89 C CH 80 X SI 90 0-2 G6-3 ③		S CU 73 X SI 90 0-1 L8 ③		1 SAFE 1 SAFE C SI 89 B FC 85 1 SAFE X FC 86 1-1 L9 ③			F FF 91 X FF 91 0-1 48 BB 1B		4	0	1	0	0	0	3
48 Pablo Sandoval, S (1, 5) OBP: 0.301, SLG: 0.410 6 Ehire Adrianza, S (8, PR) OBP: 0.204, SLG: 0.231 (9, 5)		B SI 90 B SI 90 C CH 82 B SI 90 X SI 90 3-1 1B	C SI 88 X CH 82 0-1 7 F8 38 1B 1B		F SI 87 B CU 73 F SI 89 X SI 88 1-2 35 1B 2B			B CH 81 F CH 81 B FF 92 B FF 90 B CH 80 4-1 1-2 BB		3 0 0	0 0 0	3 0 0	0 0 0	1 0 0	0 0 0	0 0 0
38 Michael Morse, R (1, 3) OBP: 0.328, SLG: 0.540		C SI 89 B SI 88 S SI 90 C FF 91 1-3 K ①	X CH 80 0-0 1-2 1B		C CU 72 X CU 74 0-1 F8 ①			F FF 92 B CH 80 S FF 90 B CH 80 B FF 91 F CH 80 S FF 93 3-3 K ②		4	0	1	0	0	2	4
7 Grégor Blanco, L (1, 7) OBP: 0.327, SLG: 0.326		B SI 90 C SI 90 F SI 91 B FC 85 F SI 90 B SI 89 X SI 90 3-2 F7 ②	C SI 88 B CH 79 X FC 86 1-1 F8 ① 2-3		L FC 85 C FF 88 B CU 73 S FC 83 1-3 K ②			S CH 82 S CH 81 X FF 92 0-2 F8 ③		4	0	0	0	0	1	6
35 Brandon Crawford, L (1, 6) OBP: 0.328, SLG: 0.450		X SI 91 0-0 F7 ③	X SI 89 0-0 F7 ②		X SI 89 0-0 2-H 1B ③				B SI 90 B FF 91 C FF 90 C FF 92 X SL 85 2-2 14 G6-3 3B	4	1	2	0	0	0	3
14 Brandon Hicks, R (1, 4) OBP: 0.300, SLG: 0.364			S SI 88 C SI 89 B SI 90 F SI 90 X SI 91 1-2 G6-3 ①	C SI 73 X SI 89 0-1 L9 ③			C SI 88 B CU 73 C CU 73 B FF 89 B SI 88 B CU 73 4-2 16 L5-3 BB		B SL 86 F FF 92 B FF 90 B SL 86 C FC 90 F FF 91 X FF 91 3-2 G6-3 ① 3-H	3	0	0	1	1	0	2
40 Madison Bumgarner, R (1, 1) OBP: 0.265, SLG: 0.355 21 Tyler Colvin, L (7, PH) OBP: 0.282, SLG: 0.448 57 Juan Gutierrez, R (8, 1) 29 Héctor Sánchez, S (9, PH) OBP: 0.259, SLG: 0.340			F SI 90 F SI 90 B FF 91 B SI 91 F SI 91 B FC 84 X SI 91 3-2 16 FC4 1B	B SI 87 B FF 88 F SI 88 X FC 84 2-1 L3 ①			C SI 89 B SI 89 X CU 71 1-1 L8 ①		B FF 92 B FF 92 F FF 91 F FF 92 B FF 90 F SL 85 X FF 92 3-2 P6 ②	2 1 0 1	0 0 0 0	1 0 0 0	0 0 0 0	0 0 0 0	0 0 0 0	0 1 0 0
Inning Stats	R: 0 E: 0 K: 1 S: 8 H: 0 LOB: 0 BB: 0 P: 11	R: 0 E: 0 K: 1 S: 10 H: 1 LOB: 1 BB: 0 P: 17	R: 0 E: 0 K: 0 S: 15 H: 2 LOB: 2 BB: 0 P: 23	R: 0 E: 0 K: 0 S: 8 H: 2 LOB: 2 BB: 0 P: 9	R: 0 E: 0 K: 0 S: 10 H: 1 LOB: 1 BB: 0 P: 13	R: 0 E: 0 K: 1 S: 9 H: 2 LOB: 2 BB: 0 P: 11	R: 0 E: 0 K: 0 S: 6 H: 0 LOB: 0 BB: 1 P: 13	R: 0 E: 0 K: 1 S: 13 H: 1 LOB: 2 BB: 1 P: 21	R: 1 E: 0 K: 0 S: 13 H: 1 LOB: 0 BB: 0 P: 21	1B: 8 2B: 2 3B: 1 HR: 0 SF: 0 SAC: 0 DP: 1 HBP: 0						WP: 0 PB: 0 SB: 0 CS: 0 PA: 37	

PITCHER		IP	WLS	BF	H	R	ER	SO	BB	IBB	HBP	BLK	WP	HR	S	P	ERA	WHIP
58 Doug Fister, R ERA: 2.68	(1, 1)	7.0	W	28	8	0	0	3	1	0	0	0	0	0	66	97	0.00	1.286
36 Tyler Clippard, R ERA: 1.27	(8, 1)	1.0	H	5	1	0	0	1	1	0	0	0	0	0	13	21	0.00	2.000
29 Rafael Soriano, R ERA: 1.44	(9, 1)	1.0	S	4	1	1	1	0	0	0	0	0	0	0	13	21	9.00	1.000

PITCHER	IP	WLS	BF	H	R	ER	SO	BB	IBB	HBP	BLK	WP	HR	S	P	ERA	WHIP

BOTTOM

Washington Nationals @ San Francisco Giants

AT&T Park, San Francisco, CA

Tue Jun 10 2014, 7:17 PM - 10:12 PM PDT

Att. 41,545 - Cloudy - 59 F

livebaseballscorecards.com

AB	35
R	1
H	10
RBI	1
BB	2
SO	4
LOB	22

Batter	1	2	3	4	5	6	7	8	9	AB	R	H	RBI	BB	SO	LOB
2 Denard Span, L (1, 8) OBP: 0.319, SLG: 0.398	B FF 90 B FF 90 C FF 92 B CH 85 B FF 92 4-1 28 BB 6 BB 25 1B BB	L CH 86 X CU 78 0-1 ② F7	X CH 86 0-0 ③ G5-3	C FF 90 B SL 85 F FC 88 F SL 85 X FF 91 1-2 ① P5			C CU 77 B CH 82 B CU 78 F FF 90 D CU 78 B FF 90 4-2 6 BB 28 1B BB	3	2	0	0	2	0	1
6 Anthony Rendon, R (1, 5) OBP: 0.332, SLG: 0.464	C FF 90 D SL 85 B SI 91 F SL 86 B FF 93 B FF 93 4-2 28 BB 25 1B 1-2 BB	X SL 87 0-0 ③ L8			C CU 76 C SL 86 B FF 92 S FF 92 1-3 ① K		C FC 89 X FC 88 0-1 ② F9		C CU 77 C FF 91 B SL 86 B FF 89 F FF 91 B FF 90 F SL 85 D CU 80 4-2 28 1B 1-2 2-3 BB	3	1	0	0	2	1	0
28 Jayson Werth, R (1, 9) OBP: 0.371, SLG: 0.420	B FF 92 C FF 92 B FF 92 D SL 87 B FF 93 4-1 25 1B 11 G1-3 1-2 2-3 BB		C FF 91 B CH 87 X CH 86 1-1 ① G6-3	S CU 79 S CU 79 B FF 93 F FF 93 F FF 93 F SL 87 B CH 87 X SL 87 2-2 HR		X FF 91 0-0 ③ F8		B FF 91 C SL 86 C CU 78 X FF 90 1-2 25 BB 1-3 2-H 3-H 1B	4	2	2	3	1	0	0
25 Adam LaRoche, L (1, 3) OBP: 0.418, SLG: 0.512	D CH 86 C CH 85 B FF 92 X CH 86 2-1 11 G1-3 1-3 2-H 3-H 1B		B CH 86 C SI 90 C SL 87 B FF 92 F CU 78 F SL 86 X FF 93 2-2 ② F7	F CH 87 B FF 92 B CH 86 X SI 92 2-1 ② F8				B SI 91 C SI 91 S CU 75 S CH 88 1-3 ① K	B SI 86 B SI 84 B SI 85 C SI 84 B SI 86 4-1 1-2 BB	4	0	1	2	1	1	0
11 Ryan Zimmerman, R (1, 7) OBP: 0.338, SLG: 0.464	C CU 78 X SL 88 0-1 ① G1-3 1-2 3-H		B SL 88 B CH 88 C SI 92 C SI 92 B SL 88 X SI 92 3-2 2B	C SL 89 S CU 79 C CU 80 0-3 ③ K				B SI 92 C SI 91 B SI 92 X SI 92 2-1 ② G1-3	S SI 86 X SI 87 0-1 ③ L3	5	0	1	1	0	1	4
20 Ian Desmond, R (1, 6) OBP: 0.303, SLG: 0.449	C SL 86 B FF 91 F FF 92 D CH 88 X SL 86 2-2 ② G6-3		F SL 86 B FF 91 F SL 87 B FF 93 D CH 87 C SL 86 3-3 ③ K			X FC 89 0-0 8 S 1B		C CU 76 B CH 88 X SI 91 1-1 ③ G6-3		4	0	1	0	0	1	2
8 Danny Espinosa, S (1, 4) OBP: 0.290, SLG: 0.379	B CH 85 B FF 91 B SL 87 C FF 91 B FF 91 4-1 BB			X CH 84 0-0 ① G3		B SI 92 B SI 91 1 SAFE F SI 91 1 SAFE S FC 87 F FC 88 B FC 88 F FC 87 3-2 T FF 90 1-2 ① K			F FF 89 B SL 87 S CU 79 S CU 78 1-3 ① K	3	0	0	0	1	2	1
59 Jose Lobaton, S (1, 2) OBP: 0.304, SLG: 0.347	C SI 91 F SI 91 B FF 92 S SL 87 1-3 ③ K			C SI 90 F CU 78 B FF 91 F SL 86 B CU 77 F FF 92 F CH 86 B CH 86 B SL 87 4-2 57 SH3-4 BB		B SI 90 B FC 88 C SI 90 F FF 90 C SL 84 2-3 ② K			F FC 89 B FF 90 B CU 78 X FF 88 2-1 6 BB 33 G4-1 28 1B 1B	3	1	1	0	1	2	3
57 Tanner Roark, R (1, 1) OBP: 0.143, SLG: 0.143 22 Drew Storen, S (7, 1) 36 Tyler Clippard, R (8, 1) 33 Greg Dobbs, L (9, PH) OBP: 0.200, SLG: 0.212 13 Jerry Blevins, L (9, 1)		B FF 92 C FF 91 S FF 91 F CU 78 B FF 92 X FF 92 2-2 ① F9	B FF 91 B SL 86 M FF 90 L FF 91 X FF 92 2-2 ② SH3-4 1-2		C SL 85 S FC 88 D SL 85 S FC 88 1-3 ③ K			C SL 85 F FF 89 X CU 78 0-2 ② G4-1 1-2	2 0 0 1 0	0 0 0 0 0	0 0 0 0 0	0 0 0 0 0	0 0 0 1 0	1 0 0 0 0	1 0 0 1 0
Inning Stats	R: 3 H: 1 E: 0 LOB: 2 K: 1 BB: 4 S: 15 P: 36	R: 0 H: 0 E: 0 LOB: 0 K: 0 BB: 0 S: 7 P: 9	R: 0 H: 1 E: 0 LOB: 1 K: 1 BB: 0 S: 13 P: 22	R: 0 H: 0 E: 0 LOB: 1 K: 0 BB: 1 S: 10 P: 16	R: 1 H: 1 E: 0 LOB: 0 K: 2 BB: 0 S: 14 P: 19	R: 0 H: 1 E: 0 LOB: 1 K: 3 BB: 0 S: 12 P: 18	R: 0 H: 0 E: 0 LOB: 0 K: 0 BB: 0 S: 7 P: 8	R: 0 H: 0 E: 0 LOB: 0 K: 1 BB: 0 S: 7 P: 11	R: 2 H: 2 E: 0 LOB: 3 K: 1 BB: 3 S: 20 P: 36	1B: 4 SF: 0 2B: 1 SAC: 1 3B: 0 DP: 0 HR: 1 HBP: 0						

TOP

Washington Nationals @ San Francisco Giants
AT&T Park, San Francisco, CA

Wed Jun 11 2014, 7:17 PM - 10:35 PM PDT
Att. 41,404 - Partly Cloudy - 60 F

livebaseballscorecards.com

AB	32
R	6
H	6
RBI	6
BB	8
SO	9
LOB	13

WP: 0 PA: 41
PB: 0
SB: 1
CS: 0

PITCHER		IP	WLS	BF	H	R	ER	SO	BB	IBB	HBP	BLK	WP	HR	S	P	ERA	WHIP
18 Matt Cain, R ERA: 3.84	(1, 1)	5.0	L	23	3	4	4	4	5	0	0	0	0	1	59	102	7.20	1.600
70 George Kontos, R ERA: 3.21	(6, 1)	2.0		7	1	0	0	3	0	0	0	0	0	0	19	26	0.00	0.500
41 Jeremy Affeldt, L ERA: 1.54	(8, 1)	1.0		3	0	0	0	1	0	0	0	0	0	0	7	11	0.00	0.000
52 Yusmeiro Petit, R ERA: 4.72	(9, 1)	0.2		6	2	2	2	1	2	0	0	0	0	0	17	29	27.00	6.000
49 Javier López, L ERA: 1.35	(9, 1)	0.1		2	0	0	0	0	1	0	0	0	0	0	3	7	0.00	3.000

PITCHER	IP	WLS	BF	H	R	ER	SO	BB	IBB	HBP	BLK	WP	HR	S	P	ERA	WHIP

Batter	1	2	3	4	5	6	7	8	9	AB	R	H	RBI	BB	SO	LOB
16 Ángel Pagán, S (1, 8) OBP: 0.360, SLG: 0.417	C SI 89 B SI 90 X CH 81 1-1 G1-3 ①		B SI 92 1 SAFE B CH 83 C SI 92 1 SAFE X SI 93 2-1 F7 ②		B CH 83 F CH 84 B SI 92 F SI 90 B CU 73 X SI 92 3-2 F7 ③		F CH 87 S SI 94 F CH 88 X CH 88 0-2 F7 ③			4	0	0	0	0	0	2
8 Hunter Pence, R (1, 9) OBP: 0.359, SLG: 0.462	B SI 90 C SI 90 C SI 91 C SI 91 1-3 K ②		D SL 83 C SI 92 C SI 93 D CU 74 X SI 93 2-2 F9 ③			X SL 81 0-0 L7 ①		C FF 92 B CU 76 S CH 80 X FS 83 1-2 G6-3 ①		4	0	0	0	0	1	1
28 Buster Posey, R (1, 2) OBP: 0.338, SLG: 0.413	B SI 91 B SI 91 F SI 91 X SI 92 2-1 G1-3 ③			C SL 82 X SI 92 0-1 35 3B 1B		C SI 90 S CU 72 B SI 92 B SI 93 F CU 74 X CU 73 2-2 L9 ②		S CH 81 F FF 93 B FS 82 F FF 92 S CH 81 1-3 K ②		4	1	1	0	0	1	0
38 Michael Morse, R (1, 3) OBP: 0.331, SLG: 0.543		B SI 91 C SI 93 X SL 83 1-1 1B		B SI 93 B SI 92 S SI 92 1 SAFE F SL 84 S SI 93 2-3 K ①		C SI 90 F SI 92 B SI 91 X CU 74 1-2 2B		F FF 93 B FF 93 B CH 80 F CH 82 F FF 92 B FF 93 F FF 92 X CH 81 3-2 P6 ③		4	0	2	0	0	1	1
35 Brandon Crawford, L (1, 6) OBP: 0.327, SLG: 0.455		X SI 92 0-0 F8 ①		B SI 93 B CH 84 X SI 92 2-0 1-H 3B		C SI 92 D CU 74 D CU 74 S CH 83 B SI 92 F CU 74 X SI 93 3-2 L7 ③			C SI 91 X SL 88 0-1 L4 ①	4	0	1	1	0	0	2
14 Brandon Hicks, R (1, 4) OBP: 0.299, SLG: 0.361		C SI 92 S SL 83 D SL 83 C SL 83 1-3 K ②		D SL 84 F SI 93 S SL 84 C SI 94 1-3 K ②			X SI 91 0-0 13 G6-4-3 7 1B 48 1B 1B		C SI 91 X CH 84 0-1 L5 ②	4	1	1	0	0	2	2
7 Grégor Blanco, L (1, 7) OBP: 0.324, SLG: 0.323		S SI 92 X SI 92 0-1 P5 ③		S CH 85 B SI 92 S CU 74 F SI 92 F CU 75 X CH 85 1-2 G4-3 ③			F CU 72 1 SAFE B SI 92 D CH 85 B SI 92 F SI 93 X SI 92 3-2 13 G6-4-3 1-2 1B		C SI 91 B CU 74 C SI 91 S CU 75 1-3 K ③	4	0	1	0	0	1	2
13 Joaquin Arias, R (1, 5) OBP: 0.220, SLG: 0.182			C SI 90 B SL 82 B SL 82 X SI 91 2-1 1B		B SI 90 C SI 91 B SI 91 X SI 91 2-1 G6-3 ①		C SL 82 F SL 82 X FF 95 0-2 G6-4-3 1-2f 2-3			3	0	1	0	0	0	2
18 Matt Cain, R (1, 1) OBP: 0.333, SLG: 0.222 21 Tyler Colvin, L (5, PH) OBP: 0.278, SLG: 0.441 70 George Kontos, R (6, 1) 48 Pablo Sandoval, S (7, PH) OBP: 0.304, SLG: 0.413 41 Jeremy Affeldt, L (8, 1) 52 Yusmeiro Petit, R (9, 1) 49 Javier López, L (9, 1)			X SI 91 0-0 B1 ①		B SI 91 F SI 91 F CU 74 B SI 91 X CH 84 2-2 F8 ②		B SI 93 S CH 86 S FF 94 X SL 84 1-2 3-H 1B			1 1 0 1 0 0 0	0 0 0 0 0 0 0	0 0 0 1 0 0 0	0 0 0 0 0 0 0	0 0 0 0 0 0 0	0 0 0 0 0 0 0	1 0 0 0 0 0 0
Inning Stats	R: 0 E: 0 K: 1 S: 7 H: 0 LOB: 0 BB: 0 P: 11	R: 0 E: 0 K: 1 S: 8 H: 1 LOB: 1 BB: 0 P: 10	R: 0 E: 0 K: 0 S: 8 H: 1 LOB: 1 BB: 0 P: 14	R: 1 E: 0 K: 2 S: 14 H: 2 LOB: 1 BB: 0 P: 20	R: 0 E: 0 K: 0 S: 8 H: 0 LOB: 0 BB: 0 P: 15	R: 0 E: 0 K: 0 S: 12 H: 1 LOB: 1 BB: 0 P: 18	R: 1 E: 0 K: 0 S: 14 H: 3 LOB: 1 BB: 0 P: 18	R: 0 E: 0 K: 1 S: 12 H: 0 LOB: 0 BB: 0 P: 17	R: 0 E: 0 K: 1 S: 7 H: 0 LOB: 0 BB: 0 P: 8	1B: 6 2B: 1 3B: 1 HR: 0	SF: 0 SAC: 0 DP: 1 HBP: 0					

PITCHER		IP	WLS	BF	H	R	ER	SO	BB	IBB	HBP	BLK	WP	HR	S	P	ERA	WHIP
57 Tanner Roark, R ERA: 2.92	(1, 1)	6.0	W	25	7	2	2	4	0	0	0	0	0	0	61	95	3.00	1.167
22 Drew Storen, R ERA: 1.29	(7, 1)	1.0	H	3	1	0	0	0	0	0	0	0	0	0	10	11	0.00	1.000
36 Tyler Clippard, R ERA: 1.23	(8, 1)	1.0	H	3	0	0	0	1	0	0	0	0	0	0	12	17	0.00	0.000
13 Jerry Blevins, L ERA: 3.7	(9, 1)	1.0		3	0	0	0	1	0	0	0	0	0	0	7	8	0.00	0.000

PITCHER	IP	WLS	BF	H	R	ER	SO	BB	IBB	HBP	BLK	WP	HR	S	P	ERA	WHIP

BOTTOM

Washington Nationals @ San Francisco Giants
AT&T Park, San Francisco, CA
Wed Jun 11 2014, 7:17 PM - 10:35 PM PDT
Att. 41,404 - Partly Cloudy - 60 F

livebaseballscorecards.com

AB	34
R	2
H	8
RBI	2
BB	0
SO	6
LOB	13

Batter	1	2	3	4	5	6	7	8	9	AB	R	H	RBI	BB	SO	LOB
2 Denard Span, L (1, 8) OBP: 0.315, SLG: 0.391	C FF 89 X FS 82 0-1 G3-1		C FF 88 C CU 75 F FF 89 C FC 84 0-3 K		B FS 81 X SI 88 1-0 G6-3 1-2f		B SI 89 B SI 89 B SI 89 C SI 88 X SI 90 3-1 F8			4	0	0	0	0	1	3
6 Anthony Rendon, R (1, 5) OBP: 0.331, SLG: 0.461	F SI 90 B CU 76 B FC 84 X SI 89 2-1 G4-3			F SI 88 X FC 84 0-1 G5-3		B CU 75 C FC 83 F SI 90 F FS 80 B SI 90 S FC 84 2-3 K		B SI 91 B SI 93 C FF 93 X SI 93 2-1 28 G6-4-3 1B		4	0	1	0	0	1	0
28 Jayson Werth, R (1, 9) OBP: 0.370, SLG: 0.415	C SI 90 B SI 90 S CU 75 B CU 76 F SI 90 X SI 89 2-2 F8			B FC 84 B SI 89 C SI 90 X SI 89 2-1 L8		C FC 84 B FC 84 B CU 78 F FC 84 F SI 91 F SI 90 B FF 90 B SI 89 4-2 11 FC6-5 25 BB BB		C SI 94 S CH 85 B CH 85 B CH 88 X SI 94 2-2 G6-4-3 1-2f		3	0	0	0	1	0	1
25 Adam LaRoche, L (1, 3) OBP: 0.420, SLG: 0.509		T FS 79 F SI 88 B CU 75 X SI 88 1-2 F8		B SI 90 C SI 90 X FS 83 1-1 11 PB 11 1B 1B		C SI 90 B SI 89 B SI 89 1 SAFE B FS 80 B SI 88 4-1 11 FC6-5 1-2 BB		B CH 86 C FF 93 S CH 85 B FF 93 X FF 92 2-2 L8		3	1	1	0	1	0	0
11 Ryan Zimmerman, R (1, 7) OBP: 0.333, SLG: 0.452		B SI 89 S FF 88 C SI 88 C FC 83 B CU 76 X SI 89 3-2 P5		B FC 84 S FC 84 F SI 89 B SI 90 F FC 85 D CU 76 X FC 84 3-2 20 FC5-4 1-H 1B		B FC 84 C SI 90 X SI 90 1-1 FC6-5 20 FC4-6 1-2 2-3f		B SL 78 C SL 79 C FF 89 B SI 86 T FF 90 2-2 K		4	0	1	1	0	1	2
20 Ian Desmond, R (1, 6) OBP: 0.303, SLG: 0.445		L FF 88 B FS 80 B SI 90 B FC 83 C SI 89 X SI 90 3-2 19 FC5-4 1B		C SI 90 B SI 90 X SI 90 1-1 FC5-4 1-2f		X SI 91 0-0 FC4-6 1-2f		S SL 80 S SL 77 S SL 79 0-3 K		4	0	1	0	0	1	3
19 Kevin Frandsen, R (1, 4) OBP: 0.293, SLG: 0.307		F SI 88 X SI 88 0-1 FC5-4 1-2f		S FC 83 X FC 83 0-1 59 1B 1B			B SI 88 X SI 88 1-0 G6-3	B FF 90 C SL 79 F FF 89 H FF 89 2-2 HBP		3	0	1	0	0	0	1
59 Jose Lobaton, S (1, 2) OBP: 0.310, SLG: 0.352			C SI 88 X SI 89 0-1 G1-3		X SI 89 0-0 2 G6-3 1-3 1B		C FS 79 B FC 84 B FC 84 C SI 88 X FS 80 2-2 1B	S CH 85 F SI 86 B SL 79 S CH 85 1-3 K		4	0	2	0	0	1	1
64 Blake Treinen, R (1, 1) 35 Craig Stammen, R (6, 1) 33 Greg Dobbs, L (7, PH) 30 Aaron Barrett, R (7, 1)			C SI 89 S SI 90 C FC 83 0-3 K		L SI 89 M FC 82 L SI 89 0-3 K		F SI 88 F SI 89 S SI 89 0-3 K			2 0 1 0	0 0 0 0	0 0 0 0	0 0 0 0	0 0 0 0	2 0 1 0	2 0 1 0
Inning Stats	R: 0 E: 0 K: 0 S: 8 H: 0 LOB: 0 BB: 0 P: 12	R: 0 E: 0 K: 0 S: 11 H: 1 LOB: 1 BB: 0 P: 18	R: 0 E: 0 K: 2 S: 9 H: 0 LOB: 0 BB: 0 P: 9	R: 1 E: 0 K: 0 S: 12 H: 2 LOB: 1 BB: 0 P: 19	R: 0 E: 0 K: 1 S: 7 H: 2 LOB: 1 BB: 0 P: 8	R: 0 E: 0 K: 1 S: 12 H: 0 LOB: 2 BB: 2 P: 23	R: 0 E: 0 K: 1 S: 9 H: 1 LOB: 1 BB: 0 P: 15	R: 0 E: 0 K: 0 S: 8 H: 1 LOB: 0 BB: 0 P: 14	R: 0 E: 0 K: 3 S: 11 H: 0 LOB: 1 BB: 0 P: 16	1B: 7 2B: 0 3B: 0 HR: 0	SF: 0 SAC: 0 DP: 2 HBP: 1			WP: 0 PB: 1 SB: 0 CS: 0	PA: 35	

PITCHER	IP	WLS	BF	H	R	ER	SO	BB	IBB	HBP	BLK	WP	HR	S	P	ERA	WHIP
17 Tim Hudson, R (1, 1) ERA: 1.81	7.0	W	28	6	1	0	5	2	0	0	0	0	0	68	104	0.00	1.143
63 Jean Machi, R (8, 1) ERA: 0.31	1.0		3	1	0	0	0	0	0	0	0	0	0	8	14	0.00	1.000
54 Sergio Romo, R (9, 1) ERA: 2.89	1.0		4	0	0	0	3	0	0	1	0	0	0	11	16	0.00	0.000

PITCHER	IP	WLS	BF	H	R	ER	SO	BB	IBB	HBP	BLK	WP	HR	S	P	ERA	WHIP

TOP

Washington Nationals @ San Francisco Giants
AT&T Park, San Francisco, CA

Thu Jun 12 2014, 12:46 PM - 3:45 PM PDT
Att. 41,067 - Partly Cloudy - 64 F

livebaseballscorecards.com

AB	32
R	1
H	7
RBI	1
BB	2
SO	8
LOB	14

Batter	1	2	3	4	5	6	7	8	9	AB	R	H	RBI	BB	SO	LOB
16 Ángel Pagán, S (1, 8) OBP: 0.353, SLG: 0.408	C SI 95 X SI 96 0-1 ① G6-3		X CH 84 0-0 ① G4-3		B SI 95 C CH 84 F SI 94 B SL 83 F SI 94 C FF 92 2-3 ① K	C KC 79 B FF 92 C FF 92 X SI 94 1-2 ③ L7		X SI 93 0-0 ② F7		5	0	0	0	0	1	3
8 Hunter Pence, R (1, 9) OBP: 0.369, SLG: 0.468	B SI 96 B SI 96 B SI 95 C SI 94 F SI 95 X SI 96 3-2 28 G6-3 1B		B SI 96 B SL 82 B SI 95 B SI 96 4-0 BB		C SL 82 T SI 94 X SL 82 0-2 28 G4-6-3 1B		B SL 86 X SI 95 1-0 28 G1-3 48 SF8 28 WP 1B	B SI 90 B FF 93 B FF 92 B FF 92 4-0 1-2 BB		3	1	3	0	2	0	0
28 Buster Posey, R (1, 2) OBP: 0.331, SLG: 0.404 54 Sergio Romo, R (9, 1)	B SI 94 B SI 94 1 SAFE C SI 95 B SI 95 F SI 94 X SI 94 3-2 ② G6-3 1-2		1 SAFE C SI 93 C SL 82 F SL 83 F FF 95 X SL 83 0-2 ② F8		B SI 95 X SI 94 1-0 ②③ G4-6-3 1-2f		C FF 95 D SL 84 C SI 94 B SL 87 X SL 87 2-2 ① G1-3 1-3	D SI 93 C SI 92 B SL 84 B SI 92 X FF 93 3-1 ③ F8		5 0	0 0	0 0	0 0	0 0	0 0	6 0
48 Pablo Sandoval, S (1, 5) OBP: 0.303, SLG: 0.412	F SI 95 B FF 94 X CH 85 1-1 ③ G4-3		F SI 95 1 SAFE B SI 94 1 SAFE F SI 94 1 SAFE X CH 86 1-2 ③ G4-3			X SI 92 0-0 38 1B 21 BLK 1B	B SI 95 X SL 87 1-0 ② SF8 3-H			3	1	1	1	0	0	2
38 Michael Morse, R (1, 3) OBP: 0.337, SLG: 0.547		X SI 94 0-0 21 3B 1B		B SL 81 F SI 94 C SL 81 B SI 96 F SL 82 X SI 95 2-2 35 BB 21 BB 1B		F FC 83 X SI 90 0-1 35 1B 21 BLK 7 1B 1-3 1B	B SL 87 B FF 95 B SL 85 C SI 94 X SI 95 3-1 ③ P6			4	2	3	0	0	0	0
21 Tyler Colvin, L (1, 7) OBP: 0.303, SLG: 0.479		B SI 94 F SI 94 X SI 95 1-1 35 G4-3 1-H 3B		B CH 84 B SI 93 B SI 93 B SI 93 4-0 35 BB 1-2 BB		C FC 85 D FC 86 B SI 91 S FC 85 D FC 83 X FC 85 3-2 ① P4 1-2 3-H		B SI 94 X SI 93 1-0 35 2B 29 1B 1B		3	2	2	1	1	0	1
35 Brandon Crawford, L (1, 6) OBP: 0.333, SLG: 0.463		B CH 84 F SI 95 X SI 95 1-1 ① G4-3 3-H		B SI 94 S SI 93 S CH 85 D CH 86 D CH 86 B SI 94 4-2 17 G4-6-3 1-2 2-3 BB		D KC 79 C SI 92 B FC 86 B SI 90 X SI 92 3-1 7 1B 2-3 1B		B SI 93 X SI 93 1-0 29 1B 1-3 2B		3	1	2	1	1	0	0
6 Ehire Adrianza, S (1, 4) OBP: 0.196, SLG: 0.222 7 Grégor Blanco, L (6, PH) OBP: 0.330, SLG: 0.330 14 Brandon Hicks, R (7, 4) OBP: 0.297, SLG: 0.359		F SI 96 X CH 85 0-1 ② G3		F SI 95 D SI 95 F CH 86 F SL 82 B SI 95 S CH 85 2-3 ① K		S FC 85 1 SAFE F FC 86 X SI 91 0-2 1-2 3-H 1B		B SL 86 C SL 84 S SL 85 S SL 85 1-3 ① K		2 1 1	0 0 0	0 1 0	0 1 0	0 0 0	1 0 1	3 0 2
17 Tim Hudson, R (1, 1) OBP: 0.100, SLG: 0.069 63 Jean Machi, R (8, 1) 29 Héctor Sánchez, S (8, PH) OBP: 0.265, SLG: 0.346 (9, 2)		S SI 95 B SI 96 F FF 94 X SI 96 1-2 ③ G6-3		C SL 81 X SI 95 0-1 ②③ G4-6-3 1-2f		B FF 91 M SI 90 B FF 90 L FC 89 L FC 86 2-3 ② K		B SI 94 B FF 93 S SL 85 X SL 86 2-1 8 BB 2-H 3-H 1B		3 0 1	0 0 0	0 0 1	0 0 2	0 0 0	1 0 0	5 0 0
Inning Stats	R: 0 E: 0 K: 0 S: 10 H: 1 LOB: 1 BB: 0 P: 17	R: 2 E: 0 K: 0 S: 10 H: 2 LOB: 0 BB: 0 P: 13	R: 0 E: 0 K: 0 S: 9 H: 0 LOB: 1 BB: 1 P: 14	R: 0 E: 0 K: 1 S: 12 H: 1 LOB: 2 BB: 2 P: 24	R: 0 E: 0 K: 1 S: 8 H: 1 LOB: 0 BB: 0 P: 11	R: 2 E: 0 K: 0 S: 17 H: 4 LOB: 2 BB: 0 P: 26	R: 1 E: 0 K: 0 S: 7 H: 1 LOB: 0 BB: 0 P: 14	R: 2 E: 0 K: 1 S: 10 H: 3 LOB: 2 BB: 1 P: 22		1B: 11 2B: 1 3B: 1 HR: 0	SF: 1 SAC: 0 DP: 2 HBP: 0			WP: 1 PB: 0 SB: 0 CS: 0	PA: 39	

PITCHER		IP	WLS	BF	H	R	ER	SO	BB	IBB	HBP	BLK	WP	HR	S	P	ERA	WHIP
64 Blake Treinen, R ERA: 2.08	(1, 1)	5.0	L	21	5	2	2	2	3	0	0	0	0	0	49	79	3.60	1.600
35 Craig Stammen, R ERA: 3.03	(6, 1)	1.0		7	4	2	2	1	0	0	0	1	0	0	17	26	18.00	4.000
30 Aaron Barrett, R ERA: 1.9	(7, 1)	2.0		11	4	3	3	1	1	0	0	0	1	0	17	36	13.50	2.500

PITCHER	IP	WLS	BF	H	R	ER	SO	BB	IBB	HBP	BLK	WP	HR	S	P	ERA	WHIP

BOTTOM

Washington Nationals @ San Francisco Giants

AT&T Park, San Francisco, CA

Thu Jun 12 2014, 12:46 PM - 3:45 PM PDT

Att. 41,067 - Partly Cloudy - 64 F

livebaseballscorecards.com

AB	34
R	7
H	13
RBI	6
BB	4
SO	4
LOB	22

Batter	1	2	3	4	5	6	7	8	9	AB	R	H	RBI	BB	SO	LOB
2 Denard Span, L (1, 8) OBP: 0.310, SLG: 0.385	X FF 90 0-0 ① P6			C SI 89 X CU 78 0-1 ① L7		C FF 93 X FF 92 0-1 ③ L8			B FF 97 X FF 97 1-0 E4	4	0	0	0	0	0	1
6 Anthony Rendon, R (1, 5) OBP: 0.326, SLG: 0.453	B FF 91 C FF 91 C SI 90 B SL 88 B SI 92 X FF 93 3-2 ② L7			B FF 91 B FF 92 C FF 92 X FF 92 2-1 ② P3			C SI 89 C FF 92 B FF 92 B SL 86 S FF 93 2-3 ① K		C FF 96 B FF 98 F FF 98 1 SAFE F FF 98 B CH 86 S CH 87 2-3 ③ K	4	0	0	0	0	2	1
28 Jayson Werth, R (1, 9) OBP: 0.369, SLG: 0.414	C FF 93 B SI 92 B CU 78 C FF 93 B SL 89 X SI 92 3-2 ③ G5-3			B SL 88 B FF 93 C FF 93 S FF 94 B FF 94 F FF 94 X FF 92 3-2 ③ G6-3			C FF 93 X FF 94 0-1 25 G5-3 1B			3	0	1	0	0	0	0
25 Adam LaRoche, L (1, 3) OBP: 0.413, SLG: 0.500		C FF 89 X FF 90 0-1 ① F8			C CU 75 B FF 91 C FF 92 F SI 92 F SL 88 S CU 80 1-3 ① K		B SI 90 X SI 90 1-0 ②③ G5-3 1-2f			3	0	0	0	0	1	1
11 Ryan Zimmerman, R (1, 7) OBP: 0.321, SLG: 0.434		C SI 91 C FF 92 B SL 88 X FF 93 1-2 ② F8			C CU 79 S SI 91 F FF 93 B FF 90 S CU 79 1-3 ② K			F SI 90 C FF 91 S SI 90 0-3 ① K		3	0	0	0	0	2	0
20 Ian Desmond, R (1, 6) OBP: 0.299, SLG: 0.440		F CU 78 B FF 92 B FF 92 B FF 93 C FF 92 S FF 93 3-3 ③ K			C SI 92 B FF 94 B SI 91 X CU 81 2-1 ③ G5-3			S FF 94 S FF 93 B FF 95 F FF 95 B FF 91 S SI 92 2-3 ② K		3	0	0	0	0	2	0
8 Danny Espinosa, S (1, 4) OBP: 0.286, SLG: 0.374			B SI 88 S FF 90 L FF 91 B CH 84 B FF 92 F FF 92 F FF 92 X FF 92 3-2 ① L4			C FF 91 F FF 91 S FF 94 0-3 ① K		B FF 95 S FF 94 F FF 95 B SI 93 B FF 95 F FF 95 F FF 94 X FF 95 3-2 ③ F8		3	0	0	0	0	1	0
59 Jose Lobaton, S (1, 2) OBP: 0.314, SLG: 0.355 15 Nate McLouth, L (9, PH) OBP: 0.296, SLG: 0.243			B SI 91 C FF 92 F CU 78 B FF 93 B SI 92 X FF 92 3-2 ② G6-3			C CU 77 F FF 92 B CU 78 B FF 94 X FF 93 2-2 E7 1B			C FF 95 B FF 95 B CH 86 F FF 96 F FF 97 B FF 97 C FF 97 3-3 ① K	2 1	0 0	1 0	0 0	0 0	0 1	0 0
27 Jordan Zimmermann, R (1, 1) OBP: 0.261, SLG: 0.261 33 Greg Dobbs, L (9, PH) OBP: 0.189, SLG: 0.200			B FF 92 B FF 92 C FF 91 C FF 91 B FF 93 F FF 92 C FF 93 3-3 ③ K			X FF 92 0-0 ② P4			C FF 97 F FF 96 S CH 87 0-3 ② K	2 1	0 0	0 0	0 0	0 0	1 1	1 0
Inning Stats	R: 0 E: 0 K: 0 S: 7 H: 0 LOB: 0 BB: 0 P: 13	R: 0 E: 0 K: 1 S: 8 H: 0 LOB: 0 BB: 0 P: 12	R: 0 E: 0 K: 1 S: 12 H: 0 LOB: 0 BB: 0 P: 21	R: 0 E: 0 K: 0 S: 8 H: 0 LOB: 0 BB: 0 P: 13	R: 0 E: 0 K: 2 S: 11 H: 0 LOB: 0 BB: 0 P: 15	R: 0 E: 1 K: 1 S: 9 H: 1 LOB: 1 BB: 0 P: 11	R: 0 E: 0 K: 1 S: 6 H: 1 LOB: 0 BB: 0 P: 9	R: 0 E: 0 K: 2 S: 12 H: 0 LOB: 0 BB: 0 P: 17	R: 0 E: 1 K: 3 S: 12 H: 0 LOB: 1 BB: 0 P: 18	1B: 2 2B: 0 3B: 0 HR: 0 SF: 0 SAC: 0 DP: 1 HBP: 0						

PITCHER		IP	WLS	BF	H	R	ER	SO	BB	IBB	HBP	BLK	WP	HR	S	P	ERA	WHIP
31 Lance Lynn, R ERA: 3.16	(1, 1)	8.0	W	25	2	0	0	8	0	0	0	0	0	0	73	111	0.00	0.250
26 Trevor Rosenthal, R ERA: 3.69	(9, 1)	1.0	S	4	0	0	0	3	0	0	0	0	0	0	12	18	0.00	0.000

PITCHER	IP	WLS	BF	H	R	ER	SO	BB	IBB	HBP	BLK	WP	HR	S	P	ERA	WHIP

TOP

Washington Nationals @ St. Louis Cardinals

Busch Stadium, St. Louis, MO

Fri Jun 13 2014, 7:16 PM - 9:19 PM CDT

Att. 41,519 - Clear - 76 F

livebaseballscorecards.com

AB	29
R	0
H	2
RBI	0
BB	0
SO	11
LOB	4

WP: 0 PA: 29
PB: 0
SB: 0
CS: 0

BOTTOM

Washington Nationals @ St. Louis Cardinals
Busch Stadium, St. Louis, MO
Fri Jun 13 2014, 7:16 PM - 9:19 PM CDT
Att. 41,519 - Clear - 76 F

livebaseballscorecards.com

Batter	1	2	3	4	5	6	7	8	9	AB	R	H	RBI	BB	SO	LOB
13 Matt Carpenter, L (1, 5) OBP: 0.381, SLG: 0.381	B FF 91 X FF 92 1-0 ① L8		C FF 93 C CU 79 B FF 95 B FF 95 C FF 94 2-3 ② K			C CU 76 F FF 94 B FF 94 B FF 94 F FF 94 B CU 80 X FF 94 3-2 ② G3				3	0	0	0	0	1	0
16 Kolten Wong, L (1, 4) OBP: 0.305, SLG: 0.317	B FF 92 C FF 93 X FF 94 1-1 ② G6-3		X FF 94 0-0 ③ G6-3			C FF 94 F FF 94 B FF 94 C CU 79 1-3 ③ K				3	0	0	0	0	1	0
7 Matt Holliday, R (1, 7) OBP: 0.376, SLG: 0.373	F FF 94 C FF 93 F FF 93 F CU 77 B FF 94 X CU 78 1-2 ③ G5-3			B FF 94 F FF 94 X FF 94 1-1 ① G1-3			X FF 93 0-0 ① P4			3	0	0	0	0	0	0
21 Allen Craig, R (1, 9) OBP: 0.305, SLG: 0.374		C SL 88 S FF 94 X FF 94 0-2 4 G5-4-3 1B		C SL 87 X FF 93 0-1 ② G5-3			C FF 93 B SL 88 C SL 87 S SL 88 1-3 ② K			3	0	1	0	0	1	0
4 Yadier Molina, R (1, 2) OBP: 0.336, SLG: 0.406		F FF 94 X SL 89 0-1 ① ② G5-4-3 1-2f		F FF 94 X FF 94 0-1 ③ G5-3			F SL 88 X SL 89 0-1 ③ G4-3			3	0	0	0	0	0	1
32 Matt Adams, L (1, 3) OBP: 0.341, SLG: 0.492		B FF 94 X CH 87 1-0 HR			X FF 93 0-0 27 G5-4-3 1B			X FF 93 0-0 ① G4-3		3	1	2	1	0	0	0
27 Jhonny Peralta, R (1, 6) OBP: 0.307, SLG: 0.425		B SL 89 C FF 94 C FF 94 B FF 93 F FF 94 B CU 79 F SL 87 F FF 94 B FF 94 4-2 BB			F SL 87 X SL 87 0-1 ① ② G5-4-3 1-2f			F SL 86 B FF 94 X SL 89 1-1 ② L1-3		2	0	0	0	1	0	1
19 Jon Jay, L (1, 8) OBP: 0.350, SLG: 0.377 26 Trevor Rosenthal, R (9, 1)		B FF 94 X FF 94 1-0 ③ G4-3			B FF 94 X FF 95 1-0 ③ G6-3			X FF 94 0-0 ③ G4-3		3 0	0 0	0 0	0 0	0 0	0 0	1 0
31 Lance Lynn, S (1, 1) OBP: 0.077, SLG: 0.080 8 Peter Bourjos, R (9, 8) OBP: 0.280, SLG: 0.338			C FF 94 S FF 93 C FF 94 0-3 ① K			S FF 92 S FF 94 S CU 79 0-3 ① K				2 0	0 0	0 0	0 0	0 0	2 0	0 0
Inning Stats	R: 0 E: 0 K: 0 S: 8 H: 0 LOB: 0 BB: 0 P: 11	R: 1 E: 0 K: 0 S: 12 H: 2 LOB: 1 BB: 1 P: 18	R: 0 E: 0 K: 2 S: 7 H: 0 LOB: 0 BB: 0 P: 9	R: 0 E: 0 K: 0 S: 6 H: 0 LOB: 0 BB: 0 P: 7	R: 0 E: 0 K: 0 S: 4 H: 1 LOB: 0 BB: 0 P: 5	R: 0 E: 0 K: 2 S: 10 H: 0 LOB: 0 BB: 0 P: 14	R: 0 E: 0 K: 1 S: 6 H: 0 LOB: 0 BB: 0 P: 7	R: 0 E: 0 K: 0 S: 4 H: 0 LOB: 0 BB: 0 P: 5		1B: 2 2B: 0 3B: 0 HR: 1 SF: 0 SAC: 0 DP: 2 HBP: 0					WP: 0 PB: 0 SB: 0 CS: 0	PA: 26

	AB	25
	R	1
	H	3
	RBI	1
	BB	1
	SO	5
	LOB	3

PITCHER	IP	WLS	BF	H	R	ER	SO	BB	IBB	HBP	BLK	WP	HR	S	P	ERA	WHIP
27 Jordan Zimmermann, R (1, 1) ERA: 2.98	8.0	L	26	3	1	1	5	1	0	0	0	0	1	57	76	1.12	0.500

PITCHER	IP	WLS	BF	H	R	ER	SO	BB	IBB	HBP	BLK	WP	HR	S	P	ERA	WHIP

Batter	1	2	3	4	5	6	7	8	9	AB	R	H	RBI	BB	SO	LOB
2 Denard Span, L (1, 8) OBP: 0.305, SLG: 0.379	C FF 93 X FF 93 0-1 G4-3		X FF 92 0-0 G4-6-3 1-2f	C FF 93 B FF 93 X FF 93 1-1 P6		X SI 84 0-0 FC4-6 1-2f				4	0	0	0	0	0	5
6 Anthony Rendon, R (1, 5) OBP: 0.325, SLG: 0.450	B FF 93 B FF 92 C FF 94 C FF 95 X FF 94 2-2 28 2B 1B		B FF 94 C FF 94 F FC 87 S FF 92 1-3 K			X CU 76 0-0 B5-3		C SI 88 S SL 83 B SL 85 F SL 83 B SI 91 X SL 82 2-2 F7		4	1	1	0	0	1	0
28 Jayson Werth, R (1, 9) OBP: 0.367, SLG: 0.415	F FF 94 1 SAFE C FC 85 F FC 86 D CU 74 B FF 94 X FF 94 2-2 11 S 1-H 2B			C CU 76 X CU 74 0-1 P4		F FF 92 C FF 94 X FF 93 0-2 G6-3		B SL 82 C SI 90 X SL 84 1-1 F7		4	0	1	1	0	0	0
25 Adam LaRoche, L (1, 3) OBP: 0.410, SLG: 0.492	C CU 75 F FF 94 C FF 94 0-3 K			B CU 73 F FF 93 B FC 86 C CU 75 B CU 75 B FF 93 4-2 BB		X FF 92 0-0 F8		C SI 90 C SI 92 X CH 70 0-2 F8		3	0	0	0	1	1	1
11 Ryan Zimmerman, R (1, 7) OBP: 0.330, SLG: 0.430	B FF 94 B FC 87 X FF 94 2-0 G6-3 2-3			F FF 94 B SI 94 C FF 94 C FF 93 1-3 K			B CU 78 C FF 92 X FF 93 1-1 37 BB 59 BB 1B		B FF 95 B FF 96 B FF 95 C FF 94 B FF 96 4-1 8 G3 BB	3	0	1	0	1	1	2
20 Ian Desmond, R (1, 6) OBP: 0.295, SLG: 0.433		B FF 93 B FF 93 B FF 93 C FF 92 S FF 94 S FF 93 3-3 K	T FF 94 B FF 95 F FF 94 S FF 94 1-3 K				C FF 93 B FF 93 X CU 77 1-1 F8		B FF 97 C FF 96 C FF 96 T CH 86 1-2 K	4	0	0	0	0	3	3
8 Danny Espinosa, S (1, 4) OBP: 0.281, SLG: 0.366		B FF 93 C FC 87 B CU 75 F SI 92 B FF 94 S FF 93 3-3 K			C CU 76 X FF 92 0-1 L3		F FF 92 B FF 92 B FF 92 B FF 92 F FF 92 F FF 94 S FF 92 3-3 K		B FF 96 B FF 97 C FF 96 F FF 98 F FF 98 B FF 97 F FF 98 X FF 97 3-2 G3 1-2f	4	0	0	0	0	2	2
59 Jose Lobaton, S (1, 2) OBP: 0.322, SLG: 0.358		B FF 93 X FF 94 1-0 P6			F FF 93 F FF 93 X CU 76 0-2 37 FC2-6 1B		B CU 77 B CU 76 C CU 77 B FF 92 F FF 92 F FF 94 B FF 93 4-2 37 BB 1-2			2	0	1	0	1	0	0
37 Stephen Strasburg, R (1, 1) OBP: 0.226, SLG: 0.077 13 Jerry Blevins, L (7, 1) 22 Drew Storen, S (7, 1) 31 Xavier Cedeño, L (8, 1)			B FF 91 C FF 92 B CU 74 B FF 92 B FF 90 4-1 2 G4-6-3 BB		X FF 91 0-0 FC2-6 1-2f		B CU 78 F FF 93 T FF 93 B FF 94 B FF 93 F FF 92 F FF 92 B FF 92 4-2 2 FC4-6 1-2 2-3 BB			1 0 0 0	0 0 0 0	0 0 0 0	0 0 0 0	2 0 0 0	0 0 0 0	1 0 0 0

TOP

Washington Nationals @ St. Louis Cardinals
Busch Stadium, St. Louis, MO
Sat Jun 14 2014, 6:16 PM - 9:02 PM CDT
Att. 44,785 - Clear - 83 F

livebaseballscorecards.com

AB	29
R	1
H	4
RBI	1
BB	5
SO	8
LOB	14

Inning Stats	1	2	3	4	5	6	7	8	9						
	R: 1 E: 0 K: 1 S: 13	H: 2 LOB: 1 BB: 0 P: 19	R: 0 E: 0 K: 2 S: 7	H: 0 LOB: 0 BB: 0 P: 14	R: 0 E: 0 K: 1 S: 5	H: 0 LOB: 0 BB: 1 P: 10	R: 0 E: 0 K: 2 S: 10	H: 0 LOB: 1 BB: 1 P: 16	R: 0 E: 0 K: 0 S: 8	H: 1 LOB: 1 BB: 0 P: 9	R: 0 E: 0 K: 0 S: 5	H: 0 LOB: 0 BB: 0 P: 5	R: 0 E: 0 K: 1 S: 16	H: 1 LOB: 3 BB: 2 P: 29	R: 0 E: 0 K: 0 S: 9	H: 0 LOB: 0 BB: 0 P: 12	R: 0 E: 0 K: 1 S: 9	H: 0 LOB: 0 BB: 1 P: 17	1B: 3 2B: 1 3B: 0 HR: 0	SF: 0 SAC: 0 DP: 2 HBP: 0	WP: 0 PB: 0 SB: 1 CS: 0	PA: 34

PITCHER		IP	WLS	BF	H	R	ER	SO	BB	IBB	HBP	BLK	WP	HR	S	P	ERA	WHIP
40 Shelby Miller, R ERA: 3.42	(1, 1)	6.2		27	4	1	1	7	4	0	0	0	0	0	63	101	1.35	1.200
36 Randy Choate, L ERA: 6.62	(7, 1)	0.1	W	1	0	0	0	0	0	0	0	0	0	0	1	1	0.00	0.000
37 Pat Neshek, R ERA: 0.95	(8, 1)	1.0	H	3	0	0	0	0	0	0	0	0	0	0	9	12	0.00	0.000
26 Trevor Rosenthal, R ERA: 3.58	(9, 1)	1.0	S	3	0	0	0	1	1	0	0	0	0	0	9	17	0.00	1.000

PITCHER		IP	WLS	BF	H	R	ER	SO	BB	IBB	HBP	BLK	WP	HR	S	P	ERA	WHIP

Batter	1	2	3	4	5	6	7	8	9	AB	R	H	RBI	BB	SO	LOB
13 Matt Carpenter, L (1, 5) OBP: 0.383, SLG: 0.381	B SI 93 F SI 93 B CH 86 C FF 94 X CU 79 2-2 G4-3 ①		D CH 87 C SI 94 F SI 93 F FF 95 B FF 94 X SI 94 2-2 2-H 1B ③			C CU 80 B CH 88 X SI 94 1-1 F7 ①	C SI 90 B SL 87 D CU 76 B SI 92 C SI 92 B SI 91 4-2 7 BB 3 HBP 21 1B 1-2 BB			3	1	1	1	1	0	0
3 Mark Ellis, R (1, 4) OBP: 0.292, SLG: 0.227	C SI 93 B SI 93 X SI 94 1-1 P3 ②			C CH 87 B FF 94 B CH 89 F SI 94 X SI 94 2-2 G6-3 ①		B SI 94 S CH 88 X FF 95 1-1 7 FC6-5 2B	H SL 82 1-0 21 1B 7 BB 1-2 2-3 HBP			3	0	1	0	0	0	0
7 Matt Holliday, R (1, 7) OBP: 0.375, SLG: 0.369 37 Pat Neshek, S (8, 1) 26 Trevor Rosenthal, R (9, 1)	C SI 95 X FF 95 0-1 L9 ③			F SI 94 B SI 94 F CH 88 B SI 95 T FF 94 2-2 K ②		X SI 94 0-0 FC6-5 4 WP 21 1B 2-3 ②	B SI 94 B SI 93 B FF 94 C FF 94 B FF 94 4-1 21 1B 1-2 2-3 3-H BB			3 0 0	0 0 0	0 0 0	1 0 0	1 0 0	1 0 0	1 0 0
21 Allen Craig, R (1, 9) OBP: 0.307, SLG: 0.375		X FF 94 0-0 L9 ①		C CU 80 S CH 89 S CH 88 0-3 K ③		1 SAFE B CH 87 X FF 94 1-0 4 WP 1-2 1B	B SL 82 C FF 94 X SI 94 1-1 1-2 2-3 3-H 1B			4	0	2	1	0	1	0
4 Yadier Molina, R (1, 2) OBP: 0.331, SLG: 0.399		B FF 94 C CH 87 B CH 88 X SI 95 2-1 G4-3 ②			F CH 88 C CH 89 F CH 89 B FF 95 X CH 89 1-2 G5-3 ①	C CU 80 F SI 94 B CH 87 X CH 90 1-2 G5-3 ③ 1-2 2-3	X FF 95 0-0 P3 ③			4	0	0	0	0	0	5
32 Matt Adams, L (1, 3) OBP: 0.340, SLG: 0.502		C FF 95 F FF 95 F CU 80 F SI 96 C FF 96 0-3 K ③			S CU 81 X FF 95 0-1 G6-3 ②		B SI 93 B SI 94 S CH 89 B SI 94 X FF 95 3-1 HR	S FF 90 B FF 91 X SI 91 1-1 P6 ①		4	1	1	1	0	1	0
27 Jhonny Peralta, R (1, 6) OBP: 0.306, SLG: 0.426			F FF 94 B CH 89 B SI 94 S CH 89 F FF 95 F FF 95 C CU 80 2-3 K ①		B CU 79 B CH 87 X SI 94 2-0 2B	X FF 95 0-0 L9 ①	X FF 91 0-0 G5-3 ②			4	0	1	0	0	1	0
8 Peter Bourjos, R (1, 8) OBP: 0.279, SLG: 0.331			C SI 95 C CU 79 B FF 95 B CH 89 B CU 82 X SI 95 3-2 F7 ②		4-0 IBB	X CH 85 0-0 B5-3 ②	B FF 91 S FF 91 B FF 91 B FF 93 S FF 92 X FF 92 3-2 G5-3 ③			3	0	0	0	1	0	0
40 Shelby Miller, R (1, 1) OBP: 0.192, SLG: 0.280 36 Randy Choate, L (7, 1) 19 Jon Jay, L (7, PH) OBP: 0.354, SLG: 0.381 (8, 7)			C FF 95 C CH 89 B SI 94 X SI 95 1-2 13 1B 2B		C CU 79 C FF 93 S CU 80 0-3 K2-3 ③		B FF 95 X CH 87 1-0 3 HBP 13 PB 7 BB 1B			2 0 1	1 0 1	1 0 1	0 0 0	0 0 0	1 0 0	2 0 0
Inning Stats	R: 0 E: 0 K: 0 S: 7 H: 0 LOB: 0 BB: 0 P: 10	R: 0 E: 0 K: 1 S: 8 H: 0 LOB: 0 BB: 0 P: 10	R: 1 E: 0 K: 1 S: 15 H: 2 LOB: 1 BB: 0 P: 23	R: 0 E: 0 K: 2 S: 9 H: 0 LOB: 0 BB: 0 P: 13	R: 0 E: 0 K: 1 S: 10 H: 1 LOB: 2 BB: 1 P: 17	R: 0 E: 0 K: 0 S: 9 H: 2 LOB: 2 BB: 0 P: 13	R: 3 E: 0 K: 0 S: 11 H: 3 LOB: 3 BB: 2 P: 25	R: 0 E: 0 K: 0 S: 6 H: 0 LOB: 0 BB: 0 P: 10		1B: 4 2B: 3 3B: 0 HR: 1 SF: 0 SAC: 0 DP: 0 HBP: 1						

PITCHER		IP	WLS	BF	H	R	ER	SO	BB	IBB	HBP	BLK	WP	HR	S	P	ERA	WHIP
37 Stephen Strasburg, R ERA: 3.06	(1, 1)	6.2	L	27	7	3	3	5	0	1	0	0	1	1	63	95	4.05	1.050
13 Jerry Blevins, L ERA: 4.07	(7, 1)	0.0		1	0	0	0	0	1	0	0	0	0	0	2	6	∞	∞
22 Drew Storen, R ERA: 1.27	(7, 1)	0.1		4	1	1	1	0	1	0	1	0	0	0	4	10	27.00	6.000
31 Xavier Cedeño, L ERA:	(8, 1)	1.0		3	0	0	0	0	0	0	0	0	0	0	6	10	0.00	0.000

PITCHER	IP	WLS	BF	H	R	ER	SO	BB	IBB	HBP	BLK	WP	HR	S	P	ERA	WHIP

BOTTOM

Washington Nationals @ St. Louis Cardinals

Busch Stadium, St. Louis, MO

Sat Jun 14 2014, 6:16 PM - 9:02 PM CDT

Att. 44,785 - Clear - 83 F

livebaseballscorecards.com

AB	31
R	4
H	8
RBI	4
BB	3
SO	5
LOB	8

Batter	1	2	3	4	5	6	7	8	9	AB	R	H	RBI	BB	SO	LOB
6 Anthony Rendon, R (1, 5) OBP: 0.326, SLG: 0.447	C FF 90 B SI 90 C FF 89 F SL 80 X CH 82 1-2 G5-3 ①		X FC 89 0-0 L8 ①		D CH 84 B CH 84 B SI 91 B CH 82 4-0 28 BB 15 1B BB		B CU 73 F FC 90 B SI 90 X CH 82 2-1 L1 ②		B FF 97 C FF 97 X FF 97 1-1 25 BB 1-2 2-3 1B	4	0	1	0	1	0	0
15 Nate McLouth, L (1, 8) OBP: 0.295, SLG: 0.243 25 Adam LaRoche, L (9, PH) OBP: 0.413, SLG: 0.492	X FF 90 0-0 B1-3 ②		C FF 88 C CU 71 B SL 82 F SL 81 C FF 91 1-3 K ②		C SL 81 X SL 84 0-1 28 BB 1-2 2-3 1B		B FC 90 X FF 89 1-0 G4-3 ③		S FF 97 F FF 98 B FF 97 B CH 85 B CH 86 B CH 87 4-2 1-2 2-3 3-H BB	4 0	0 0	1 0	0 1	0 1	1 1	0 0
28 Jayson Werth, R (1, 9) OBP: 0.365, SLG: 0.409	C FF 91 C SI 90 B CU 76 B SI 92 F SL 82 S CH 84 2-3 K ③		B CU 72 F SI 89 X FF 91 1-1 F9 ③		D CH 84 C SI 91 D CH 84 B SL 83 B SI 92 4-1 1-2 2-3 3-H BB			B FF 94 B FF 94 F FF 94 F FF 92 F FF 94 F FC 88 S FF 96 2-3 K ①	B FF 98 B FF 99 F FF 98 S FF 97 F FF 99 F FF 99 X FF 98 2-2 P3 ③	4	0	0	1	1	2	3
11 Ryan Zimmerman, R (1, 3) OBP: 0.315, SLG: 0.410		B CU 70 X SI 90 1-0 G6-3 ①		C FF 90 B CH 82 B CH 82 X SI 91 2-1 F9 ①	C FF 91 B SI 91 D CH 85 B SI 93 X FF 92 3-1 G5-3 ③			C SI 93 B CU 81 X FF 95 1-1 G6-3 ②		4	0	0	0	0	0	3
7 Scott Hairston, R (1, 7) OBP: 0.367, SLG: 0.556		B FC 89 X FF 90 1-0 8 HBP 20 1B 41 FC5-2 1B		C CH 82 F CH 82 X FF 91 0-2 L4 ②		B CH 81 C CH 82 S CH 81 S CH 82 1-3 K ①		C FC 88 F FC 90 S FF 96 0-3 K ③		4	0	1	0	0	2	0
20 Ian Desmond, R (1, 6) OBP: 0.294, SLG: 0.430		D SI 89 C SI 89 X SI 90 1-1 41 FC5-2 8 HBP 1-2 1B		B CU 72 F SI 89 S CH 82 S SL 82 1-3 K ③		X SI 90 0-0 G6-3 ②			B SI 93 C FS 85 S FS 85 B FS 85 X FF 95 2-2 F8 ①	4	0	1	0	0	1	0
8 Danny Espinosa, S (1, 4) OBP: 0.289, SLG: 0.371		B FF 89 C SI 90 B SI 90 F CH 83 B SI 91 H CU 73 4-2 41 FC5-2 1-2 2-3 HBP			X SI 90 0-0 15 1B 41 WP 28 BB 1B	B CH 81 F SI 90 B SI 91 B CH 82 X SI 91 3-1 1B			C FF 94 B FS 84 B FS 83 B FS 84 F FF 94 F FF 94 S FS 85 3-3 K ②	3	1	2	0	0	1	0
41 Sandy León, S (1, 2) OBP: 0.264, SLG: 0.271		B SI 90 B SI 90 C SI 90 X SI 91 2-1 FC5-2 ② 1-2 2-3 3-Hf			C SI 90 B SI 90 S CH 83 B SI 91 X FF 90 2-2 G1-3 ① 1-2	F SI 90 D CH 83 X FC 91 1-1 P4 ③			C SI 93 B SI 92 X FS 84 1-1 6 1B 33 1B 25 BB 1B	4	1	1	0	0	0	5
58 Doug Fister, L (1, 1) OBP: 0.067, SLG: 0.067 19 Kevin Frandsen, R (7, PH) OBP: 0.290, SLG: 0.304 48 Ross Detwiler, R (7, 1) 29 Rafael Soriano, R (8, 1) 33 Greg Dobbs, L (9, PH) OBP: 0.211, SLG: 0.222		S FF 91 B SI 91 C SL 80 S SL 83 1-3 K ③			F FF 91 F SI 91 S CU 76 0-3 K2-3 ②		S CH 81 F FC 91 X SL 80 0-2 F7 ①		C FF 93 F FF 94 B FF 95 X FS 82 1-2 25 BB 6 1B 1-2 1B	2 1 0 0 1	0 0 0 0 0	0 0 0 0 1	0 0 0 0 0	0 0 0 0 0	2 0 0 0 0	4 0 0 0 0
Inning Stats	R: 0 E: 0 K: 1 S: 9 H: 0 LOB: 0 BB: 0 P: 12	R: 0 E: 0 K: 1 S: 11 H: 2 LOB: 3 BB: 0 P: 21	R: 0 E: 0 K: 1 S: 7 H: 0 LOB: 0 BB: 0 P: 9	R: 0 E: 0 K: 1 S: 8 H: 0 LOB: 0 BB: 0 P: 11	R: 1 E: 0 K: 1 S: 12 H: 2 LOB: 3 BB: 2 P: 25	R: 0 E: 0 K: 1 S: 8 H: 1 LOB: 1 BB: 0 P: 13	R: 0 E: 0 K: 0 S: 6 H: 0 LOB: 0 BB: 0 P: 9	R: 0 E: 0 K: 2 S: 10 H: 0 LOB: 0 BB: 0 P: 13	R: 1 E: 0 K: 1 S: 21 H: 3 LOB: 3 BB: 1 P: 35	1B: 8 2B: 0 3B: 0 HR: 0		SF: 0 SAC: 0 DP: 0 HBP: 1		WP: 1 PB: 0 SB: 0 CS: 0	PA: 39	

PITCHER		IP	WLS	BF	H	R	ER	SO	BB	IBB	HBP	BLK	WP	HR	S	P	ERA	WHIP
54 Jaime García, L ERA: 3.72	(1, 1)	7.0	W	29	5	1	1	6	2	0	1	0	1	0	61	100	1.29	1.000
30 Jason Motte, R ERA: 2.16	(8, 1)	1.0		3	0	0	0	2	0	0	0	0	0	0	10	13	0.00	0.000
71 Sam Freeman, L ERA: 1.04	(9, 1)	0.2		4	2	1	1	1	0	0	0	0	0	0	12	19	13.50	3.000
26 Trevor Rosenthal, R ERA: 3.55	(9, 1)	0.1	S	3	1	0	0	0	1	0	0	0	0	0	9	16	0.00	6.000

PITCHER	IP	WLS	BF	H	R	ER	SO	BB	IBB	HBP	BLK	WP	HR	S	P	ERA	WHIP

TOP

Washington Nationals @ St. Louis Cardinals
Busch Stadium, St. Louis, MO
Sun Jun 15 2014, 1:17 PM - 3:56 PM CDT
Att. 45,325 - Cloudy - 80 F

livebaseballscorecards.com

AB	35
R	2
H	8
RBI	2
BB	3
SO	9
LOB	15

BOTTOM

Batter	1	2	3	4	5	6	7	8	9	AB	R	H	RBI	BB	SO	LOB
13 Matt Carpenter, L (1, 5) OBP: 0.378, SLG: 0.375	B SI 86 C SI 87 X SI 87 1-1 L8 ①	C CH 80 C SI 88 F CU 73 F FF 87 F FF 86 X SI 91 0-2 G4-3 ③		C CU 72 C SI 89 X CU 74 0-2 F8 ③			X FF 94 0-0 L6 ①			4	0	0	0	0	0	4
16 Kolten Wong, L (1, 4) OBP: 0.303, SLG: 0.329	B SI 87 C CH 78 B SI 87 B CH 82 F SI 89 X SI 89 3-2 G6-3 ②		C SI 87 X SI 86 0-1 B3 ①		F SI 85 B FC 83 X CH 79 1-1 7 SF7 3B		B FF 93 C FF 92 X FF 93 1-1 G5-3 ②			4	1	1	0	0	0	0
7 Matt Holliday, R (1, 7) OBP: 0.376, SLG: 0.382	B SI 87 B SI 89 C SI 88 F SI 88 B SI 89 S SI 90 3-3 K ③		X SI 87 0-0 HR		F FC 81 F FC 81 D CU 72 X CU 73 1-2 SF7 ① 3-H		B FF 94 B FF 92 B FF 92 B FF 93 4-0 21 2B BB			2	2	1	2	1	1	0
21 Allen Craig, R (1, 9) OBP: 0.310, SLG: 0.381		B SI 87 X SI 88 1-0 32 HR 1B	B FC 84 C SI 88 B FC 85 X SI 89 2-1 F9 ②		B FC 84 B SI 87 C CU 73 B CU 73 F SI 88 X SI 89 3-2 G4-3 ②		B FF 94 C FF 93 B FF 93 B FF 93 X FF 94 3-1 1-H 2B			4	1	2	1	0	0	0
32 Matt Adams, L (1, 3) OBP: 0.338, SLG: 0.512		C SI 88 S SI 88 X FC 84 0-2 1-H HR	B SI 89 B CH 82 F SI 90 F SI 90 S CU 75 2-3 K ③		B CU 73 S CH 80 B CH 75 X SI 89 2-1 G6-3 ③		F SI 93 F SL 78 S SL 79 0-3 K ③			4	1	1	2	0	2	1
27 Jhonny Peralta, R (1, 6) OBP: 0.309, SLG: 0.427		C SI 89 B SI 88 F SI 90 B FF 90 X SI 90 2-2 G6-3 ①		X FC 82 0-0 48 FC6-5 19 BB 1B		B FC 84 B CU 70 X FC 82 2-0 G4-3 ①		B FF 89 F FF 90 X SL 84 1-1 19 G4-6-3 1B		4	0	2	0	0	0	0
19 Jon Jay, L (1, 8) OBP: 0.358, SLG: 0.380 26 Trevor Rosenthal, R (9, 1)		C SI 89 X CH 81 0-1 54 SH5-3 48 1B 1B	F SI 87 F FC 85 B FC 82 F CH 78 F CU 73 1 SAFE F CU 72 B SI 87 B SI 86 4-2 54 SH2-3 48 FC6-5 1-2 BB		X CH 76 0-0 L7 ②		B SI 90 S FF 90 B FF 90 F FF 89 X FF 91 2-2 G4-6-3 ①② 1-2f			3 0	0 0	1 0	0 0	1 0	0 0	1 0
48 Tony Cruz, R (1, 2) OBP: 0.354, SLG: 0.310		1 SAFE C SI 88 B SI 88 1 SAFE X SI 90 1-1 54 SH5-3 1-2 1B	X FC 84 0-0 FC6-5 54 SH2-3 ① 1-2 2-3f		B FC 84 C SI 87 F CU 73 B FF 88 B SI 88 B SI 89 4-2 BB		B FF 90 X SL 85 1-0 F8 ③			3	0	1	0	1	0	2
54 Jaime García, L (1, 1) OBP: 0.364, SLG: 0.300 30 Jason Motte, R (8, 1) 71 Sam Freeman, R (9, 1) 8 Peter Bourjos, R (9, 8) OBP: 0.279, SLG: 0.331		L SI 88 L SI 89 B SI 88 B CU 73 X SI 88 2-2 SH5-3 ② 1-2 2-3	X SI 88 0-0 SH2-3 ② 1-2 2-3		C SI 87 B SI 89 B SI 88 C SI 87 X SI 86 2-2 G1-3 ③					1 0 0 0	0 0 0 0	0 0 0 0	0 0 0 0	0 0 0 0	0 0 0 0	1 0 0 0
Inning Stats	R: 0 E: 0 K: 1 S: 8 H: 0 LOB: 0 BB: 0 P: 15	R: 2 E: 0 K: 0 S: 20 H: 4 LOB: 2 BB: 0 P: 26	R: 1 E: 0 K: 1 S: 8 H: 1 LOB: 0 BB: 0 P: 12	R: 0 E: 0 K: 0 S: 12 H: 1 LOB: 2 BB: 1 P: 16	R: 1 E: 0 K: 0 S: 10 H: 1 LOB: 0 BB: 0 P: 17	R: 0 E: 0 K: 0 S: 7 H: 0 LOB: 1 BB: 1 P: 15	R: 1 E: 0 K: 1 S: 8 H: 1 LOB: 1 BB: 1 P: 16	R: 0 E: 0 K: 0 S: 6 H: 1 LOB: 0 BB: 0 P: 10		1B: 5 2B: 1 3B: 1 HR: 2 SF: 1 SAC: 2 DP: 1 HBP: 0					WP: 0 PB: 0 SB: 0 CS: 0 PA: 35	

PITCHER		IP	WLS	BF	H	R	ER	SO	BB	IBB	HBP	BLK	WP	HR	S	P	ERA	WHIP
58 Doug Fister, R ERA: 3.08	(1, 1)	6.0	L	27	7	4	4	2	2	0	0	0	0	2	65	101	6.00	1.500
48 Ross Detwiler, L ERA: 4.94	(7, 1)	1.0		5	1	1	1	1	1	0	0	0	0	0	8	16	9.00	2.000
29 Rafael Soriano, R ERA: 1.38	(8, 1)	1.0		3	1	0	0	0	0	0	0	0	0	0	6	10	0.00	1.000

PITCHER	IP	WLS	BF	H	R	ER	SO	BB	IBB	HBP	BLK	WP	HR	S	P	ERA	WHIP

Washington Nationals @ St. Louis Cardinals

Busch Stadium, St. Louis, MO

Sun Jun 15 2014, 1:17 PM - 3:56 PM CDT

Att. 45,325 - Cloudy - 80 F

livebaseballscorecards.com

AB	29
R	5
H	9
RBI	5
BB	3
SO	3
LOB	9

Houston Astros @ Washington Nationals

Nationals Park, Washington, DC

Tue Jun 17 2014, 7:08 PM - 10:47 PM EDT

Att. 29,960 - Clear - 92 F

TOP

livebaseballscorecards.com

Batter	1	2	3	4	5	6	7	8	9	AB	R	H	RBI	BB	SO	LOB
21 Dexter Fowler, S (1, 8) OBP: 0.389, SLG: 0.412	C SI 90 B SI 92 B SI 92 F SI 91 B SI 92 X SI 92 3-2 27 G4-3 1B		B CH 83 C SI 92 B SI 92 X SI 92 2-1 ②③ G6-3 1-2f		C CU 74 C CH 84 B CH 84 B SI 94 X CU 75 2-2 ② F9		X SI 92 0-0 ② G4-3	D CH 82 B FF 92 S CH 81 X FF 92 2-1 27 2B 1-3 3-H 1B		5	1	2	1	0	0	1
27 Jose Altuve, R (1, 4) OBP: 0.367, SLG: 0.441	B SI 93 1 SAFE C SI 92 1 SAFE X SL 83 1-1 ①② G4-3 1-2f			B SI 91 X SL 81 1-0 21 1B 4 1B 30 1B 1B	X SI 93 0-0 4 BB 1B		B FF 93 C FF 93 B SL 82 X CH 86 2-1 4 E 2B	X FF 91 0-0 1-H 3-H 2B		5	1	4	2	0	0	1
4 George Springer, R (1, 9) OBP: 0.346, SLG: 0.471	B SI 92 B SI 93 X SI 92 2-0 1B			1 SAFE 1 SAFE S SL 82 F SL 83 X SI 92 0-2 30 1B 21 1B 1-2 1B	1 SAFE C SL 84 D SL 84 D SL 85 B SI 93 4-1 1-2 BB		C SL 82 B SI 94 C SL 81 X CH 87 1-2 E5 2-3	C SL 87 X SL 87 0-1 ③ L8		4	0	2	0	1	0	2
21 Jon Singleton, L (1, 3) OBP: 0.293, SLG: 0.500	C CH 83 B SI 92 1 SAFE 1 SAFE C CH 83 F SI 92 F SI 94 B CU 76 F CH 83 3-3 ③ B CH 84 F CH 84 S SI 93 K			D CH 83 C SI 93 S CU 74 D FF 85 B SI 93 F CU 74 F SI 92 X SI 93 3-2 30 1B 1-2 2-3 1B	C SI 92 X SI 92 0-1 ③ G6-3		F CH 86 B SI 94 C CH 86 X CH 88 1-2 ③ P5		F SL 85 B FF 94 X SL 84 1-1 ① F8	5	0	1	0	0	1	5
15 Jason Castro, L (1, 2) OBP: 0.305, SLG: 0.363 9 Marwin Gonzalez, S (9, PR) OBP: 0.340, SLG: 0.386		C SI 90 F SI 91 B SI 92 B SL 84 S SI 92 2-3 ① K		C CU 74 F SI 92 D CU 75 B SI 92 S CU 76 2-3 ① K		X SI 94 0-0 ① G4-3		X FF 92 0-0 30 2B 2 1B 1B	B SI 93 C SL 83 B FF 94 S FF 92 B FF 93 F SL 85 B FF 94 4-2 30 FC6-4 BB	4 0	1 0	1 0	0 0	1 0	2 0	3 0
30 Matt Dominguez, R (1, 5) OBP: 0.303, SLG: 0.411		C SL 83 C SI 92 X SL 83 0-2 ② G4-3		X SL 85 0-0 1-2 2-3 3-H 1B		B SI 94 C FC 88 B SI 94 X SI 93 2-1 ② G6-3		B CH 80 X CH 81 1-0 2 1B 21 1B 1-3 2B	F FF 93 X SL 87 0-1 ② FC6-4 1-2f	5	1	2	1	0	0	1
2 Jonathan Villar, S (1, 6) OBP: 0.260, SLG: 0.340		B SI 91 C SI 92 B CH 83 X SI 91 2-1 ③ F8		C CU 73 B SI 92 F CU 73 D CH 84 X SI 93 2-2 ② F7		B SI 94 X SI 94 1-0 1B		X FF 93 0-0 21 1B 27 2B 2-3 3-H 1B	F FF 93 X SL 88 0-1 ③ F8	5	1	2	1	0	0	4
19 Robbie Grossman, S (1, 7) OBP: 0.289, SLG: 0.288 44 Kyle Farnsworth, R (6, 1) 36 Jerome Williams, R (7, 1) 23 Chris Carter, R (8, PH) OBP: 0.281, SLG: 0.442 29 Tony Sipp, L (8, 1) 61 Josh Zeid, R (8, 1)			B SI 90 B SI 91 B SI 92 C SI 91 X SI 91 3-1 ① F9	C CU 74 B SI 92 F SI 92 D CU 76 S CU 74 2-3 ③ K		1 SAFE C SI 92 B KC 82 S FC 86 B FC 87 F FC 87 S FC 87 2-3 ③ K		B CH 82 S FF 93 S FF 92 F FF 92 B FF 94 S FS 84 2-3 ① K		3 0 0 1 0 0	0 0 0 0 0 0	0 0 0 0 0 0	0 0 0 0 0 0	2 0 0 1 0 0	4 0 0 2 0 0
60 Dallas Keuchel, L (1, 1) 38 Darin Downs, R (6, 1) 8 Alex Presley, L (6, 7) OBP: 0.287, SLG: 0.329			B SI 91 C SI 91 B SI 92 F SI 92 B SI 92 B SI 92 4-2 21 G6-3 BB		C SI 90 B SI 90 B SI 92 X SI 92 2-1 ① F7		F SI 92 S CH 86 X CH 86 0-2 ① G6-3	B CH 82 S FF 92 S FF 92 S FS 83 1-3 ② K		1 0 2	0 0 0	0 0 0	1 0 0	0 0 0	0 0 1	0 0 2
Inning Stats	R: 0 E: 0 K: 1 S: 13 H: 2 LOB: 1 BB: 0 P: 22	R: 0 E: 0 K: 1 S: 8 H: 0 LOB: 0 BB: 0 P: 12	R: 0 E: 0 K: 0 S: 6 H: 0 LOB: 0 BB: 1 P: 15	R: 1 E: 0 K: 2 S: 19 H: 4 LOB: 3 BB: 0 P: 29	R: 0 E: 0 K: 0 S: 9 H: 1 LOB: 2 BB: 1 P: 17	R: 0 E: 0 K: 1 S: 8 H: 1 LOB: 1 BB: 0 P: 13	R: 0 E: 1 K: 0 S: 12 H: 1 LOB: 2 BB: 0 P: 16	R: 4 E: 0 K: 2 S: 15 H: 5 LOB: 1 BB: 0 P: 21	R: 0 E: 0 K: 0 S: 9 H: 0 LOB: 1 BB: 1 P: 14	1B: 11 2B: 3 3B: 0 HR: 0 SF: 0 SAC: 0 DP: 2 HBP: 0						

AB	40
R	5
H	14
RBI	5
BB	3
SO	7
LOB	25

WP: 0 PB: 0 SB: 0 CS: 0 PA: 43

PITCHER		IP	WLS	BF	H	R	ER	SO	BB	IBB	HBP	BLK	WP	HR	S	P	ERA	WHIP
57 Tanner Roark, R ERA: 2.85	(1, 1)	5.0	W	22	7	1	1	4	2	0	0	0	0	0	55	95	1.80	1.800
35 Craig Stammen, R ERA: 2.94	(6, 1)	1.0	H	4	1	0	0	1	0	0	0	0	0	0	8	13	0.00	1.000
22 Drew Storen, R ERA: 1.21	(7, 1)	1.0		5	1	0	0	0	0	0	0	0	0	0	12	16	0.00	1.000
36 Tyler Clippard, R ERA: 2.4	(8, 1)	0.2		7	5	4	4	2	0	0	0	0	0	0	13	19	54.00	7.500
30 Aaron Barrett, R ERA: 1.88	(8, 1)	0.1	H	1	0	0	0	0	0	0	0	0	0	0	2	2	0.00	0.000

PITCHER		IP	WLS	BF	H	R	ER	SO	BB	IBB	HBP	BLK	WP	HR	S	P	ERA	WHIP
29 Rafael Soriano, R ERA: 1.33	(9, 1)	1.0	S	4	0	0	0	0	1	0	0	0	0	0	9	14	0.00	1.000

BOTTOM

Batter	1	2	3	4	5	6	7	8	9	AB	R	H	RBI	BB	SO	LOB
2 Denard Span, L (1, 8) OBP: 0.308, SLG: 0.381	C FF 89 B SI 90 C SI 90 F SL 81 B SI 91 X SI 91 2-2 6 2B 1B	B FF 91 C SI 90 B SI 91 C SI 90 S SL 81 2-3 ③ K		C SI 89 X SL 80 0-1 ② L8		B FC 84 X SI 89 1-0 6 S 1-3 6 2B 1B		1 SAFE X FF 90 0-0 ① SH3 1-2		4	2	2	0	0	1	1
6 Anthony Rendon, R (1, 5) OBP: 0.331, SLG: 0.456	C SI 89 B SI 91 X CH 80 1-1 11 2B 1-H 2B		C SI 89 B SL 80 X SL 79 1-1 ① F9	B FF 90 C FC 86 D SL 80 B FF 89 C SI 89 F FC 86 B SI 89 4-2 28 FC6-5 1-2 BB		1 SAFE C SL 86 C FF 93 B SL 86 X SI 90 2-1 25 WP 1-H 3-H 2B		B FF 91 B SL 79 C FF 92 S SL 80 S SL 80 2-3 ② K		4	1	2	3	1	1	1
28 Jayson Werth, R (1, 9) OBP: 0.362, SLG: 0.402	C SI 90 F FF 88 B SL 81 X SL 78 1-2 ① G1-3		B SI 89 C CH 80 S SL 81 B SI 91 F SL 81 B SL 81 B SI 91 4-2 11 2B BB	F SI 88 X SL 80 0-1 ③ FC6-5 1-2 2-3f		X SL 85 0-0 ② P4		C CH 88 B FF 96 D CH 89 C FF 95 D CH 87 S SL 89 3-3 ③ K		4	1	0	0	1	1	5
25 Adam LaRoche, L (1, 3) OBP: 0.415, SLG: 0.486	B SL 79 B SL 80 B SI 91 C SI 90 B SI 90 4-1 11 2B BB		B SI 91 C SL 79 B SL 80 C SI 90 B FF 90 S SL 81 3-3 ② K		B SI 88 X SI 88 1-0 ① G4-3	D SL 85 B SI 92 F SI 94 C SL 89 B SL 87 B CH 88 4-2 2-3 BB				2	0	0	0	2	1	1
11 Ryan Zimmerman, R (1, 7) OBP: 0.323, SLG: 0.437	B SI 90 C CH 80 X SI 90 1-1 1-3 2-H 2B		C SL 78 X SI 89 0-1 20 1B 1-H 2B		C SI 89 C FC 86 F SL 79 F SL 79 F FF 89 B FC 86 B SL 81 X CH 79 2-2 ② F8	D SL 88 S FF 95 B FF 94 S SL 88 F FF 95 C SI 93 2-3 ③ K				4	1	2	2	0	1	2
20 Ian Desmond, R (1, 6) OBP: 0.297, SLG: 0.429	S SL 81 S SL 80 D SL 80 B SI 91 D SL 82 S SL 81 3-3 ② K2-3		F CH 79 X CH 80 0-1 2-H 1B		F SL 79 B FF 89 B SL 80 F FC 86 B SL 80 B SI 89 4-2 BB		B FF 94 S FF 95 S SI 92 B SL 89 X SI 91 2-2 ① G5-3			3	0	1	1	1	1	2
8 Danny Espinosa, S (1, 4) OBP: 0.284, SLG: 0.364	C SI 90 F SL 81 B SL 81 C SI 90 1-3 ③ K		X SL 78 0-0 ③ G1-3		C SI 88 D CH 79 F CH 79 X SL 79 1-2 ③ P3		C CU 77 B FC 89 F SI 92 S SL 81 1-3 ② K			4	0	0	0	0	2	4
59 Jose Lobaton, S (1, 2) OBP: 0.312, SLG: 0.345		S SI 89 X SI 88 0-1 ① G1-3		C FF 88 X CH 77 0-1 ① F7		B SI 89 X SI 88 1-0 ① G6-3		B CU 76 F SI 93 F SI 91 F SI 93 C SI 94 1-3 ③ K		4	0	0	0	0	1	0
57 Tanner Roark, R (1, 1) OBP: 0.174, SLG: 0.174 35 Craig Stammen, R (6, 1) OBP: 0.250, SLG: 0.000 7 Scott Hairston, R (6, PH) OBP: 0.367, SLG: 0.556 22 Drew Storen, S (7, 1) 36 Tyler Clippard, R (8, 1) 30 Aaron Barrett, R (8, 1) 19 Kevin Frandsen, R (8, PH) OBP: 0.296, SLG: 0.310 29 Rafael Soriano, R (9, 1)		B FF 88 B SI 89 C SI 89 C SL 79 B SL 80 F SI 89 F SI 89 X FF 88 3-2 ② P5		C FC 87 S SL 79 B SL 79 B SL 80 X FF 89 2-2 28 FC6-5 6 BB 1B		B SI 89 B CH 84 B SI 90 C SI 88 B CH 83 4-1 2 1B 6 2B BB		B FF 90 B FF 90 F FF 90 X FF 91 2-1 2 SH3 1B		2 0 0 0 0 0 0 1	0 0 1 0 0 0 0 0	1 0 0 0 0 0 0 1	0 0 0 0 0 0 0 0	0 0 1 0 0 0 0 0	0 0 0 0 0 0 0 0	0 0 0 0 0 0 0 0
Inning Stats	R: 2 E: 0 K: 2 S: 18 H: 3 LOB: 2 BB: 1 P: 31	R: 0 E: 0 K: 1 S: 10 H: 0 LOB: 0 BB: 0 P: 15	R: 2 E: 0 K: 1 S: 13 H: 2 LOB: 1 BB: 1 P: 21	R: 0 E: 0 K: 0 S: 12 H: 1 LOB: 2 BB: 1 P: 18	R: 0 E: 0 K: 0 S: 12 H: 0 LOB: 1 BB: 1 P: 20	R: 2 E: 0 K: 1 S: 12 H: 2 LOB: 2 BB: 2 P: 26	R: 0 E: 0 K: 2 S: 10 H: 0 LOB: 0 BB: 0 P: 14	R: 0 E: 0 K: 2 S: 9 H: 1 LOB: 1 BB: 0 P: 16		1B: 5 2B: 4 3B: 0 HR: 0 SF: 0 SAC: 1 DP: 0 HBP: 0						

PITCHER		IP	WLS	BF	H	R	ER	SO	BB	IBB	HBP	BLK	WP	HR	S	P	ERA	WHIP
60 Dallas Keuchel, L ERA: 2.63	(1, 1)	5.0	L	25	6	4	4	4	4	0	0	0	0	0	65	105	7.20	2.000
38 Darin Downs, L ERA: 2.08	(6, 1)	0.1		3	1	2	2	0	1	0	0	0	0	0	3	9	54.00	6.000
44 Kyle Farnsworth, R ERA: 4.28	(6, 1)	1.0		5	1	0	0	1	1	0	0	0	1	0	12	22	0.00	2.000
36 Jerome Williams, R ERA: 5.4	(7, 1)	0.2		2	0	0	0	2	0	0	0	0	0	0	7	9	0.00	0.000
29 Tony Sipp, L ERA: 2.16	(8, 1)	0.2		3	1	0	0	1	0	0	0	0	0	0	6	10	0.00	1.500

PITCHER		IP	WLS	BF	H	R	ER	SO	BB	IBB	HBP	BLK	WP	HR	S	P	ERA	WHIP
61 Josh Zeid, R ERA: 2.53	(8, 1)	0.1		1	0	0	0	1	0	0	0	0	0	0	3	6	0.00	0.000

Houston Astros @ Washington Nationals

Nationals Park, Washington, DC

Tue Jun 17 2014, 7:08 PM - 10:47 PM EDT

Att. 29,960 - Clear - 92 F

livebaseballscorecards.com

AB	32
R	6
H	9
RBI	6
BB	6
SO	9
LOB	16

WP: 1 PA: 39
PB: 0
SB: 1
CS: 0

Batter	1	2	3	4	5	6	7	8	9	AB	R	H	RBI	BB	SO	LOB
21 Dexter Fowler, S (1, 8) OBP: 0.389, SLG: 0.409	B SI 91 B SI 91 C FF 92 F FF 92 B FF 92 F SI 92 F FF 93 B FF 93 4-2 27 G6-4-3 BB		F CH 82 X FF 93 0-1 ③ P3		B FF 90 C CH 82 B SI 91 X SI 92 2-1 1B		B FF 93 C CH 84 C SI 92 F FF 94 1 SAFE X SL 79 1-2 ② L8		B FF 93 B SL 85 F FF 91 F FF 92 B SI 93 F SI 91 F SI 91 X SI 93 3-2 ② G4-3	4	0	1	0	1	0	2
27 Jose Altuve, R (1, 4) OBP: 0.370, SLG: 0.442	X SI 91 0-0 ① ② G6-4-3 1-2f			S CH 81 B FF 92 F CH 82 F CH 81 F FF 92 F FF 93 F CU 77 B CU 77 B CH 84 4-2 F CH 64 B SI 93 21 1B 4 HBP 30 1B BB	B SI 89 1 SAFE B CU 75 C CH 84 F FF 92 F FF 91 1 SAFE B FF 92 X CH 81 3-2 ① P4		1 SAFE F SI 92 1 SAFE B FF 93 B SI 91 B CH 85 C SI 92 X SI 92 3-2 21 HBP 4 WP 1-3 1B		B SL 86 X SL 84 1-0 1B	4	1	2	0	1	0	2
4 George Springer, R (1, 9) OBP: 0.347, SLG: 0.464	X SI 92 0-0 ③ F8			1 SAFE 1 SAFE C SI 90 S SI 91 B FF 91 H FF 91 2-2 21 1B 30 1B 1-2 HBP	1 SAFE C CU 76 X CH 82 0-1 ② L9		B SI 93 S SI 90 B SI 92 B SI 91 I IN 71 4-1 21 HBP 1-2 3-H IBB		F SL 84 B FF 91 S FF 90 F SL 88 S FF 93 1-3 ③ K	3	1	0	0	1	1	2
21 Jon Singleton, L (1, 3) OBP: 0.323, SLG: 0.500		B FF 91 C SI 90 B CU 76 B CU 75 B FF 93 4-1 15 CS BB		B CU 75 B CU 75 C SI 92 S SI 91 X SI 92 2-2 30 1B 15 2B 1-2 2-3 1B	C SI 91 F CU 76 S FF 92 0-3 ③ K		B FF 92 F SI 91 H FF 91 2-1 30 FC6-4 1-2 2-3 HBP			2	1	1	0	1	1	1
30 Matt Dominguez, R (1, 5) OBP: 0.303, SLG: 0.409		C SI 91 S CH 82 S CH 82 0-3 ① K		B CH 84 B SI 92 F FF 92 X SI 92 2-1 15 2B 2 SF7 1-2 2-H 3-H 1B		F FF 93 B CH 83 F CH 83 F FF 94 C SL 79 1-3 ① K	B SI 95 S SL 86 S SL 86 F SL 86 X SI 96 1-2 ③ FC6-4 1-2f			4	1	1	2	0	2	4
15 Jason Castro, L (1, 2) OBP: 0.304, SLG: 0.365		B SI 91 C FF 92 B FF 91 S FF 93 C FF 93 2-3 ② ③ K 1-2		C FF 93 X SI 91 0-1 2B 1-3 2-H		B FF 94 F FF 94 C SI 93 F SL 80 F SL 80 F FF 95 B FF 94 X SI 93 2-2 ② G6-3		B CU 77 B CH 80 S CH 81 X FF 92 2-1 ① F8		4	0	1	1	0	1	1
2 Jonathan Villar, S (1, 6) OBP: 0.260, SLG: 0.345			L SI 90 T CH 80 F FF 92 B FF 90 X CU 76 1-2 2B	B CH 82 X CH 83 1-0 ① SF7 3-H		F CH 85 B FF 94 X SI 93 1-1 ③ G3		B CU 77 X CH 81 1-0 ② P3		3	0	1	1	0	0	0
19 Robbie Grossman, S (1, 7) OBP: 0.288, SLG: 0.280			F FF 91 2 SAFE B FF 93 F CH 81 B FF 93 C FF 93 2-3 ① K	X FF 92 0-0 ② F9		C FF 92 F FF 92 B FF 93 B SI 93 B CH 83 B SI 92 4-2 27 1B 4 WP BB	C CH 82 F FF 93 B FS 83 F FS 82 F FF 92 C FS 82 1-3 ③ K			3	1	0	0	1	2	2
46 Scott Feldman, L (1, 1) 61 Josh Zeid, R (6, 1) 38 Darin Downs, R (7, 1) 44 Kyle Farnsworth, R (7, 1) 29 Tony Sipp, L (8, 1) 23 Chris Carter, R (9, PH) OBP: 0.280, SLG: 0.440			B FF 91 C FF 92 S CU 74 D CU 75 F FF 93 F FF 92 S CU 75 2-3 ② K	B FF 91 F FF 91 F CU 74 F FF 93 F FF 92 S CU 74 1-3 ③ K			L SI 92 B M SI 91 1 SAFE M SI 93 1-3 ① K		B SL 86 B SL 84 F FF 92 S FF 92 F FF 92 F SL 84 F FF 91 S SL 86 2-3 ① K	2 1 0 0 0 0 1	0 0 0 0 0 0 0	0 0 0 0 0 0 0	0 0 0 0 0 0 0	2 1 0 0 0 0 1	2 1 0 0 0 0 0

Inning Stats	1	2	3	4	5	6	7	8	9
	R: 0 E: 0 K: 0 S: 6	H: 0 LOB: 0 BB: 1 P: 10	R: 0 E: 0 K: 2 S: 7	H: 0 LOB: 0 BB: 1 P: 13	R: 0 E: 0 K: 2 S: 14	H: 1 LOB: 1 BB: 0 P: 19	R: 4 E: 0 K: 1 S: 23	H: 3 LOB: 1 BB: 1 P: 35	R: 0 E: 0 K: 1 S: 11	H: 1 LOB: 1 BB: 0 P: 16	R: 0 E: 0 K: 1 S: 12	H: 0 LOB: 0 BB: 0 P: 16	R: 1 E: 0 K: 1 S: 18	H: 1 LOB: 3 BB: 2 P: 34	R: 0 E: 0 K: 1 S: 8	H: 0 LOB: 0 BB: 0 P: 12	R: 0 E: 0 K: 2 S: 16	H: 1 LOB: 1 BB: 0 P: 23

1B: 5	SF: 1
2B: 2	SAC: 0
3B: 0	DP: 1
HR: 0	HBP: 2

WP: 1	PA: 39
PB: 0	
SB: 0	
CS: 1	

PITCHER		IP	WLS	BF	H	R	ER	SO	BB	IBB	HBP	BLK	WP	HR	S	P	ERA	WHIP
47 Gio González, L ERA: 4.85	(1, 1)	5.0		22	5	4	4	6	3	0	1	0	0	0	61	93	7.20	1.600
48 Ross Detwiler, L ERA: 4.97	(6, 1)	1.2		9	1	1	1	2	1	1	1	0	1	0	26	45	5.40	1.200
30 Aaron Barrett, R ERA: 1.85	(7, 1)	0.1	W	1	0	0	0	0	0	0	0	0	0	0	4	5	0.00	0.000
36 Tyler Clippard, R ERA: 2.32	(8, 1)	1.0	H	3	0	0	0	1	0	0	0	0	0	0	8	12	0.00	0.000
29 Rafael Soriano, R ERA: 1.29	(9, 1)	1.0	S	4	1	0	0	2	0	0	0	0	0	0	16	23	0.00	1.000

PITCHER	IP	WLS	BF	H	R	ER	SO	BB	IBB	HBP	BLK	WP	HR	S	P	ERA	WHIP

TOP

Houston Astros @ Washington Nationals

Nationals Park, Washington, DC

Wed Jun 18 2014, 7:09 PM - 10:50 PM EDT

Att. 25,453 - Partly Cloudy - 94 F

livebaseballscorecards.com

AB	31
R	5
H	7
RBI	4
BB	5
SO	11
LOB	17

Batter	1	2	3	4	5	6	7	8	9	AB	R	H	RBI	BB	SO	LOB
2 Denard Span, L (1, 8) OBP: 0.313, SLG: 0.386	B SI 88 C FF 87 B CU 75 B FC 86 B SI 89 4-1 6 1B 6 S 25 SF7 BB	C FF 87 B SI 89 X CU 73 1-1 6 S 1-3 1B	C CU 75 B FC 88 S FC 87 B SI 90 X SI 90 2-2 G6-3 ③	F FF 95 X CH 86 0-1 2-H 2B ③	F FF 94 X SL 82 0-1 F7 ①	4	1	2	1	1	0	0
6 Anthony Rendon, R (1, 5) OBP: 0.332, SLG: 0.466	B SI 90 C FF 86 C CU 76 X SI 90 1-2 11 S 28 S 1-3 1B	B SI 90 B SI 89 C FC 86 C SI 89 B SI 90 X SI 90 3-2 G4-3 ③ 1-2	B SI 89 C SI 88 F CU 75 F SI 88 B FF 88 C SI 90 2-3 K ①	X FF 94 0-0 HR	C FF 95 F SL 81 T SL 81 0-2 K ②	5	1	2	1	0	2	2
28 Jayson Werth, R (1, 9) OBP: 0.362, SLG: 0.398	D SI 89 1 SAFE 1 SAFE B FC 87 C SI 90 F FF 88 S CU 77 2-3 K ① 1-2	B SI 89 C SI 89 S CU 77 B SI 91 B CU 78 B SI 91 4-2 11 S 20 1B BB	F CU 76 B CU 72 C SI 89 B CU 78 F SI 90 X SI 90 3-2 F9 ②	B SL 88 B FF 95 F FF 95 B SL 87 B FF 95 4-1 25 1B 11 FC4-6 BB	C FF 94 B SL 84 X SL 80 1-1 F8 ③	3	2	0	0	2	1	2
25 Adam LaRoche, L (1, 3) OBP: 0.416, SLG: 0.489	X CU 75 0-0 SF7 ② 3-H	C FC 87 B SI 90 S CU 76 C FC 89 1-3 K ①	X FF 86 0-0 11 1B 1B	B FC 87 C SI 90 B FC 85 C FC 84 X FC 86 2-2 11 FC4-6 1-3 1B	3	0	2	1	0	1	1
11 Ryan Zimmerman, R (1, 7) OBP: 0.330, SLG: 0.433	D CU 76 B FC 86 B FC 88 C SI 88 C SI 90 B SI 91 4-2 2-3 BB	B SI 89 C FC 88 B CU 76 B SI 90 S FF 88 F SI 90 X SI 90 3-2 L4 ② 1-2	B FC 87 X CU 77 1-0 1-2 1B	B SL 87 F FF 95 F FF 94 X FF 96 1-2 FC4-6 20 2B 15 SF7 ① 1-2f 3-H	3	1	1	1	1	0	2
20 Ian Desmond, R (1, 6) OBP: 0.300, SLG: 0.434	B FC 87 C SI 89 D CU 77 C SI 90 S FF 88 2-3 K ③	B CU 78 C SI 88 B CU 76 C SI 90 X CU 76 2-2 2-H 1B	C SI 89 D CU 77 F FC 89 F SI 89 B CU 72 X FF 88 2-2 F9 ③	1 SAFE X SL 85 0-0 15 SF7 1-3 2B	4	0	2	1	0	1	4
8 Danny Espinosa, S (1, 4) OBP: 0.292, SLG: 0.368	X FF 86 0-0 41 FC4-6 1B	C FC 87 P PO 82 1 SAFE F CU 74 1 SAFE B SI 90 X FC 87 2-2 G3 ③	F FF 95 X FF 96 0-1 48 SH1-4 2 2B 1B	P PO 89 F SI 91 P PO 91 P PO 92 I IN 88 4-1 15 SF7 IBB	3	1	2	0	1	0	1
41 Sandy León, S (1, 2) OBP: 0.250, SLG: 0.255 15 Nate McLouth, L (7, PH) OBP: 0.292, SLG: 0.243 59 Jose Lobaton, S (8, 2) OBP: 0.312, SLG: 0.345	B FF 86 C SI 88 X SI 86 1-1 FC4-6 2 1B 1-2f ①	B SI 86 X FF 86 1-0 P3 ①	B FF 93 C FF 94 F FF 93 S CH 86 1-3 K ①	X FF 94 0-0 SF7 ② 1-2 2-3 3-H	3 0 0 0 0 1 2 0 0 0 1 0 0 0 0 0 0 0 0 0 0							
47 Gio González, R (1, 1) OBP: 0.125, SLG: 0.313 48 Ross Detwiler, R (6, 1) 30 Aaron Barrett, R (7, 1) 33 Greg Dobbs, L (7, PH) OBP: 0.205, SLG: 0.216 36 Tyler Clippard, R (8, 1) 29 Rafael Soriano, R (9, 1)	X SI 89 0-0 B3 ②	C SI 88 S CU 75 B CU 73 B SI 90 B SI 90 C SI 91 3-3 K ②	1 SAFE X FF 94 0-0 SH1-4 ② 1-2	X FF 96 0-0 G4-3 ③	2 0 0 0 0 1 1 0 0 0 0 0 0 0 0 0 0 0 0 0 0 1 0 0 0 0 0 2 0 0 0 0 0 0 0 0 0 0 0 0 0 0							
Inning Stats	R: 1 E: 0 K: 2 S: 13 H: 1 LOB: 2 BB: 2 P: 26	R: 0 E: 0 K: 0 S: 9 H: 2 LOB: 2 BB: 0 P: 14	R: 1 E: 0 K: 1 S: 16 H: 1 LOB: 1 BB: 1 P: 27	R: 0 E: 0 K: 1 S: 7 H: 0 LOB: 0 BB: 0 P: 13	R: 0 E: 0 K: 1 S: 15 H: 2 LOB: 2 BB: 0 P: 23	R: 1 E: 0 K: 1 S: 8 H: 2 LOB: 1 BB: 0 P: 9	R: 3 E: 0 K: 0 S: 15 H: 3 LOB: 2 BB: 2 P: 23	R: 0 E: 0 K: 1 S: 7 H: 0 LOB: 0 BB: 0 P: 8		1B: 8 2B: 2 3B: 0 HR: 1 SF: 2 SAC: 1 DP: 0 HBP: 0				

PITCHER		IP	WLS	BF	H	R	ER	SO	BB	IBB	HBP	BLK	WP	HR	S	P	ERA	WHIP
46 Scott Feldman, R ERA: 3.95	(1, 1)	5.0		24	6	2	2	5	3	0	0	0	0	0	60	103	3.60	1.800
61 Josh Zeid, R ERA: 4.63	(6, 1)	1.0	H	6	3	3	3	1	1	0	0	0	0	1	10	15	27.00	4.000
38 Darin Downs, L ERA: 2.6	(7, 1)	0.0	L	1	1	0	0	0	0	0	0	0	0	0	3	5	∞	∞
44 Kyle Farnsworth, R ERA: 4.13	(7, 1)	1.0	B	5	1	1	1	0	0	1	0	0	0	0	10	12	9.00	1.000
29 Tony Sipp, L ERA: 2.04	(8, 1)	1.0		3	0	0	0	1	0	0	0	0	0	0	7	8	0.00	0.000

PITCHER	IP	WLS	BF	H	R	ER	SO	BB	IBB	HBP	BLK	WP	HR	S	P	ERA	WHIP

BOTTOM

Houston Astros @ Washington Nationals

Nationals Park, Washington, DC

Wed Jun 18 2014, 7:09 PM - 10:50 PM EDT

Att. 25,453 - Partly Cloudy - 94 F

livebaseballscorecards.com

AB	31
R	6
H	11
RBI	6
BB	5
SO	7
LOB	17

WP: 0	PB: 0	SB: 5	CS: 0
PA: 39			

Batter	1	2	3	4	5	6	7	8	9	AB	R	H	RBI	BB	SO	LOB
7 Tommy La Stella, L (1, 4) OBP: 0.398, SLG: 0.360	C FF 93 X FF 94 0-1 G3-1		B CU 79 C FF 95 S FF 94 X FF 95 1-2 ③ F7		X FF 95 0-0 ② F7		C FF 94 B FF 93 1 SAFE S FF 94 B FF 94 F SL 90 X FF 94 2-2 1-2 1B		C SI 92 B FC 87 C FC 86 X FF 93 1-2 ① G4-3	5	0	1	0	0	0	0
46 Craig Kimbrel, R (9, 1)										0	0	0	0	0	0	0
2 B.J. Upton, R (1, 8) OBP: 0.279, SLG: 0.340	C FF 95 S SL 89 B FF 94 C FF 95 1-3 ② K			C SL 88 X SL 87 0-1 ① G4-3	X FF 94 0-0 ③ L4		B SL 89 S FF 94 B FF 94 D SL 87 F FF 94 C FF 94 3-3 ③ K		X FC 86 0-0 ② F8	5	0	0	0	0	2	2
5 Freddie Freeman, L (1, 3) OBP: 0.373, SLG: 0.495	C FF 95 B FF 95 X FF 95 1-1 ③ G4-3			X CU 79 0-0 ① 22 1B 24 1B 23 1B 1B	X FF 93 0-0 ① F8			F SI 91 B CU 75 S SI 92 B CU 75 B SI 93 X SI 92 3-2 24 1B 23 1B 2B	C KC 80 B SI 92 B FC 86 F SI 91 X KC 80 2-2 2B	5	2	3	0	0	0	0
24 Evan Gattis, R (1, 2) OBP: 0.347, SLG: 0.583		B FF 94 B CU 78 F FF 95 B CU 79 F SL 87 X FF 95 3-2 ① G5-3		S FF 94 F FF 95 D CU 80 X FF 94 1-2 22 1B 23 1B 1-2 1B	B FF 95 C CU 80 X CU 81 1-1 ② F8			S CH 86 X SL 90 0-1 17 FC1-6 23 1B 2-3 1B	C FC 86 C KC 79 F KC 80 B SI 91 B FC 86 F KC 80 C SI 92 2-3 ③ K	5	1	2	0	0	1	1
22 Jason Heyward, L (1, 9) OBP: 0.345, SLG: 0.391		X FF 95 0-0 23 G5-3 1B		X FF 96 0-0 23 1B 1-2 2-3 1B	C FF 94 B FF 95 B SL 90 B FF 96 B FF 94 4-1 BB			F SI 92 B SI 92 X SI 92 1-1 ① F7		3	0	2	0	1	0	2
23 Chris Johnson, R (1, 5) OBP: 0.297, SLG: 0.359		F FF 94 1 SAFE T FF 94 B FF 94 1 SAFE B FF 94 F FF 95 D CU 80 X SL 88 3-2 ② G5-3 1-2		S SL 90 B FF 94 B SL 89 B FF 95 X SL 88 3-1 1-2 2-H 3-H 1B	B FF 93 X CU 80 1-0 ③ L6			S CH 86 X CH 85 0-1 17 FC1-6 1-2 3-H 1B		4	0	2	3	0	0	2
4 Ryan Doumit, S (1, 7) OBP: 0.244, SLG: 0.321		B CU 78 F FF 95 X FF 95 1-1 ③ F8		B FF 94 X FF 94 1-0 ② F8			B CU 79 X FF 94 1-0 ① P5	C SI 92 C CU 75 F CU 75 B SI 92 X SI 92 1-2 ② FC1-6 19 S 1-2f 2-3		3	0	0	0	0	0	3
17 Jordan Schafer, L (7, 7) OBP: 0.281, SLG: 0.288										1	0	0	0	0	0	2
19 Andrelton Simmons, R (1, 6) OBP: 0.292, SLG: 0.375			C FF 93 F FF 94 B FF 96 X CU 80 1-2 ① G1-3	B FF 93 C FF 94 F FF 94 B FF 94 F SL 88 S FF 94 2-3 ③ K			F FF 93 B FF 94 F FF 93 B CU 81 X SL 88 2-2 7 1B 1B	B FF 94 D SI 94 B SI 94 B SI 94 4-0 1-2 BB		3	0	1	0	1	1	2
32 Gavin Floyd, R (1, 1) OBP: 0.111, SLG: 0.111			C FF 94 F FF 94 B CU 80 S SL 88 1-3 ② K		C FF 94 S SL 87 S SL 87 0-3 ① K		L FF 92 L FF 94 L FF 94 0-3 ② K	D SL 86 C SI 93 B SI 94 X SI 93 2-1 ③ G4-3		3	0	0	0	0	3	1
38 Anthony Varvaro, R (7, 1)										0	0	0	0	0	0	0
8 Justin Upton, R (8, PH) OBP: 0.350, SLG: 0.508										1	0	0	0	0	0	3
52 Jordan Walden, R (8, 1)										0	0	0	0	0	0	0
14 Ramiro Pena, S (9, 4) OBP: 0.272, SLG: 0.353										0	0	0	0	0	0	0
Inning Stats	R: 0 E: 0 K: 1 S: 7 H: 0 LOB: 0 BB: 0 P: 9	R: 0 E: 0 K: 0 S: 10 H: 1 LOB: 1 BB: 0 P: 17	R: 0 E: 0 K: 1 S: 9 H: 0 LOB: 0 BB: 0 P: 12	R: 2 E: 0 K: 1 S: 14 H: 4 LOB: 2 BB: 0 P: 21	R: 0 E: 0 K: 1 S: 5 H: 0 LOB: 0 BB: 0 P: 5	R: 0 E: 0 K: 0 S: 5 H: 0 LOB: 1 BB: 1 P: 11	R: 0 E: 0 K: 2 S: 14 H: 2 LOB: 2 BB: 0 P: 22	R: 1 E: 0 K: 0 S: 15 H: 3 LOB: 3 BB: 1 P: 26	R: 0 E: 0 K: 1 S: 12 H: 1 LOB: 1 BB: 0 P: 17	1B: 9 2B: 2 3B: 0 HR: 0 SF: 0 SAC: 0 DP: 0 HBP: 0						

PITCHER		IP	WLS	BF	H	R	ER	SO	BB	IBB	HBP	BLK	WP	HR	S	P	ERA	WHIP
27 Jordan Zimmermann, R ERA: 2.95	(1, 1)	7.0	L	29	7	2	2	6	1	0	0	0	0	0	64	97	2.57	1.143
13 Jerry Blevins, L ERA: 4.32	(8, 1)	0.2		5	3	1	1	0	0	0	0	0	0	0	13	18	13.50	4.500
30 Aaron Barrett, R ERA: 1.82	(8, 1)	0.1		2	0	0	0	0	1	0	0	0	0	0	2	8	0.00	3.000
35 Craig Stammen, R ERA: 2.86	(9, 1)	1.0		4	1	0	0	1	0	0	0	0	0	0	12	17	0.00	1.000

PITCHER	IP	WLS	BF	H	R	ER	SO	BB	IBB	HBP	BLK	WP	HR	S	P	ERA	WHIP

TOP

Atlanta Braves @ Washington Nationals

Nationals Park, Washington, DC

Thu Jun 19 2014, 7:07 PM - 10:03 PM EDT

Att. 32,193 - Cloudy - 73 F

livebaseballscorecards.com

AB	38
R	3
H	11
RBI	3
BB	2
SO	7
LOB	18

Batter	1	2	3	4	5	6	7	8	9	AB	R	H	RBI	BB	SO	LOB
2 Denard Span, L (1, 8) OBP: 0.313, SLG: 0.388	C FF 92 X SI 94 0-1 ① G6-3		B SI 92 F SI 90 D CU 79 D SI 91 X SI 92 3-1 ③ F9			X SI 92 0-0 2B			B FF 96 C FF 97 F FF 98 B FF 98 B KC 87 X FF 97 3-2 ① F7	4	0	1	0	0	0	1
6 Anthony Rendon, R (1, 5) OBP: 0.331, SLG: 0.461	B CU 83 C FF 93 B FF 92 C FF 93 F FF 95 X FF 93 2-2 ② L7			C SI 91 F FF 90 S CU 83 0-3 ① K		C CU 77 B CU 77 X SI 91 1-1 ③ L9			B FF 98 C FF 97 B KC 87 S FF 96 F FF 97 B FF 97 B FF 97 4-2 BB	3	0	0	0	1	1	1
28 Jayson Werth, R (1, 9) OBP: 0.361, SLG: 0.399	C FF 92 F FF 93 S SI 91 0-3 ③ K			F FF 92 S CU 81 F SI 93 S CU 81 0-3 ② K			F CU 76 C CH 83 B FF 92 X FF 92 1-2 2B		B KC 86 C FF 97 F FF 98 B FF 98 S KC 86 2-3 ② K	4	0	1	0	0	3	1
25 Adam LaRoche, L (1, 3) OBP: 0.413, SLG: 0.481		F FF 92 F SI 93 B FF 90 B CU 84 F SI 93 B FF 94 F SI 94 B FF 91 4-2 11 G6-4-3 BB		X SI 92 0-0 ③ F7			X FF 92 0-0 ① G6-3		C FF 97 F FF 98 B FF 97 F FF 98 S KC 86 1-3 ③ K	3	0	0	0	1	1	2
11 Ryan Zimmerman, R (1, 7) OBP: 0.320, SLG: 0.419		B FF 88 B FF 93 X FF 93 2-0 ①② G6-4-3 1-2f			C FF 91 B FF 91 X FF 92 1-1 ① G4-3		C FF 92 B CU 80 X CH 87 1-1 ② G6-3			3	0	0	0	0	0	2
20 Ian Desmond, R (1, 6) OBP: 0.297, SLG: 0.429		S CU 83 C CU 81 S CU 83 0-3 ③ K			C CU 81 B CU 80 S CU 81 S CU 80 1-3 ② K		B CH 86 S CU 81 S CU 82 F CU 83 X CU 82 1-2 ③ G6-3			3	0	0	0	0	2	1
8 Danny Espinosa, S (1, 4) OBP: 0.292, SLG: 0.367			X SI 93 0-0 27 SH5-4 1B		S CH 84 X SI 92 0-1 ③ G1-3			C FF 95 X FF 96 0-1 ① B3		3	0	1	0	0	0	0
59 Jose Lobaton, S (1, 2) OBP: 0.305, SLG: 0.336			X FF 91 0-0 ① F9			B CH 81 F SI 91 B SI 91 X SI 91 2-1 ① G6-3		S CH 87 X FF 96 0-1 ② G4-3		3	0	0	0	0	0	1
27 Jordan Zimmermann, R (1, 1) OBP: 0.250, SLG: 0.250 13 Jerry Blevins, L (8, 1) 30 Aaron Barrett, R (8, 1) 15 Nate McLouth, L (8, PH) OBP: 0.290, SLG: 0.241 35 Craig Stammen, R (9, 1) OBP: 0.250, SLG: 0.500			1 SAFE X SI 90 0-0 ② SH5-4 1-2			B SI 91 C SI 92 B FF 91 C SI 92 S CU 80 2-3 ② K			C FF 96 B FF 94 T FF 95 B SL 82 B FF 97 X FF 95 3-2 ③ F7	1 0 0 1 0	0 0 0 0 0	0 0 0 0 0	0 0 0 0 0	0 0 0 0 0	1 0 0 0 0	0 0 0 0 0
Inning Stats	R: 0 E: 0 K: 1 S: 9 H: 0 LOB: 0 BB: 0 P: 11	R: 0 E: 0 K: 1 S: 8 H: 0 LOB: 0 BB: 1 P: 14	R: 0 E: 0 K: 0 S: 5 H: 1 LOB: 1 BB: 0 P: 8	R: 0 E: 0 K: 2 S: 8 H: 0 LOB: 0 BB: 0 P: 8	R: 0 E: 0 K: 1 S: 7 H: 0 LOB: 0 BB: 0 P: 9	R: 0 E: 0 K: 1 S: 8 H: 1 LOB: 1 BB: 0 P: 13	R: 0 E: 0 K: 0 S: 10 H: 1 LOB: 1 BB: 0 P: 13	R: 0 E: 0 K: 0 S: 7 H: 0 LOB: 0 BB: 0 P: 10	R: 0 E: 0 K: 2 S: 13 H: 0 LOB: 1 BB: 1 P: 23	1B: 1 2B: 2 3B: 0 HR: 0 SF: 0 SAC: 1 DP: 1 HBP: 0						

PITCHER	IP	WLS	BF	H	R	ER	SO	BB	IBB	HBP	BLK	WP	HR	S	P	ERA	WHIP
32 Gavin Floyd, R (1, 1) ERA: 2.65	6.0	W	20	2	0	0	6	1	0	0	0	0	0	45	63	0.00	0.500
38 Anthony Varvaro, R (7, 1) ERA: 2.67	1.0	H	4	1	0	0	0	0	0	0	0	0	0	10	13	0.00	1.000
52 Jordan Walden, R (8, 1) ERA: 3.63	1.0	H	3	0	0	0	0	0	0	0	0	0	0	7	10	0.00	0.000
46 Craig Kimbrel, R (9, 1) ERA: 1.91	1.0	S	4	0	0	0	2	1	0	0	0	0	0	13	23	0.00	1.000

PITCHER	IP	WLS	BF	H	R	ER	SO	BB	IBB	HBP	BLK	WP	HR	S	P	ERA	WHIP

BOTTOM

Atlanta Braves @ Washington Nationals

Nationals Park, Washington, DC

Thu Jun 19 2014, 7:07 PM - 10:03 PM EDT

Att. 32,193 - Cloudy - 73 F

livebaseballscorecards.com

AB	28
R	0
H	3
RBI	0
BB	2
SO	8
LOB	9

Batter	1	2	3	4	5	6	7	8	9	10	11	12	13	AB	R	H	RBI	BB	SO	LOB
7 Tommy La Stella, L (1, 4) OBP: 0.391, SLG: 0.367	B SI 95 X FF 95 1-0 P5 ①		C CU 79 B FF 95 F CU 79 F FF 95 B FF 95 B FF 96 F CU 80 S CH 90 3-3 K ①		B FF 93 X CH 87 1-0 G4-3 ①		C CH 87 X SI 94 0-1 2B		C FC 86 S KC 80 B FC 86 S KC 81 1-3 K2-3 ③			F CU 75 B SI 92 X CH 85 1-1 G1-3 ③		4	0	1	0	0	1	0
14 Ramiro Pena, S (7, 4) OBP: 0.266, SLG: 0.345														2	0	0	0	0	1	0
2 B.J. Upton, R (1, 8) OBP: 0.276, SLG: 0.333	C FF 96 B CH 90 B FF 95 S FF 95 B FF 96 C FF 96 3-3 K ②		S FF 95 B CH 89 S SI 96 F CH 89 S FF 95 1-3 K ②		X CU 79 0-0 F8 ②		F FF 95 B FF 95 S SL 83 C SI 96 1-3 K ①			X FF 93 0-0 F9 ①			B SI 91 B SI 90 C SI 90 B SI 90 B SI 90 4-1 5 1B 24 1B BB	5	1	0	0	1	3	1
5 Freddie Freeman, L (1, 3) OBP: 0.375, SLG: 0.505	B FF 96 F FF 95 F SI 95 B FF 96 X CH 91 2-2 HR		B SI 96 X FF 95 1-0 F7 ③		C CU 79 X SI 95 0-1 24 22 2B 1B		X FF 95 0-0 P4 ②			B CU 81 F SL 85 B FF 93 F SI 92 F FF 92 F SL 86 F SL 85 B FF 91 S FF 92 3-3 K ②			1 SAFE S SI 91 B SI 91 S SL 87 1 SAFE 1 SAFE B SI 91 B CU 75 F SL 88 3-2 X SI 91 22 G3 24 1B 19 FC4-6 1-3 1B	6	3	3	1	0	1	1
24 Evan Gattis, R (1, 2) OBP: 0.347, SLG: 0.576	C FF 96 B SI 96 B FF 96 S CH 88 F FF 96 F FF 96 B CU 82 F FF 96 C CU 80 3-3 K ③			B FF 94 X CU 80 1-0 G5-3 ①	1 SAFE X SI 95 0-0 22 2B 1-2 1B		D SL 84 X SL 82 1-0 F8 ③			F SL 86 F FF 92 F FF 92 F SL 86 F SL 85 B SL 85 X FF 92 1-2 F7 ③			S CU 76 X SL 87 0-1 19 FC4-6 22 G3 1-2 3-H 1B	6	1	2	1	0	1	1
22 Jason Heyward, L (1, 9) OBP: 0.345, SLG: 0.394		B FF 95 B FF 95 F FF 95 B SI 96 F FF 95 S FF 96 3-3 K ①		C FF 95 B FF 95 B CH 90 F FF 95 B SI 96 X FF 96 3-2 23 19 1B 1B	C FF 94 B FF 95 B FF 94 F SI 94 F FF 95 X SI 95 2-2 1-H 2-H 2B			C SI 93 B FC 88 X SI 92 1-1 F7 ①			C CU 75 B CH 80 F FF 91 B FS 83 C FS 83 2-3 K ①		F SI 91 X SI 91 0-1 G3 1-2 2-3	6	1	2	2	0	2	2
23 Chris Johnson, R (1, 5) OBP: 0.301, SLG: 0.363		C CH 89 X FF 95 0-1 17 FC4-6 2B		1 SAFE 1 SAFE C FF 94 1 SAFE C SI 94 X CU 80 0-2 17 FC3-6 19 1B 1-2 1B	X CH 86 0-0 F8 ③			C FC 87 B FC 88 B KC 79 S FC 87 S SI 92 2-3 K ②			C FF 91 C CU 76 F CH 81 S FS 82 0-3 K ②		I IN 69 I IN 74 I IN 76 I IN 76 4-0 19 FC4-6 IBB	5	0	2	0	1	2	1
19 Andrelton Simmons, R (1, 6) OBP: 0.293, SLG: 0.374	S CU 80 F FF 94 B FF 94 B FF 94 F FF 95 F FF 95 X CU 81 2-2 17 FC4-6 1B		F SI 94 C FF 95 B FF 95 X FF 95 1-2 17 FC3-6 1-2 2-H 1B			X CH 87 0-0 G6-3 ①		X FC 88 0-0 L8 ③			F CH 80 F FF 92 B FS 82 F FS 83 F FF 92 F FS 83 F FF 92 B FS 82 F CH 80 3-2 F FF 92 B CH 80 X FF 92 P3 ③		X SI 89 0-0 FC4-6 ② 1-2f 2-3 3-H	6	0	2	2	0	0	2
17 Jordan Schafer, L (1, 7) OBP: 0.254, SLG: 0.259	C FF 94 F CH 89 B FF 95 D CH 89 X CU 80 2-2 FC4-6 36 S 1-2f 2-3		D CU 81 D CH 87 X FF 94 2-0 FC3-6 36 S 1-2f 2-3			B SI 93 B CH 89 S FF 94 S CH 87 S CH 89 2-3 K ②			X SI 92 0-0 L7 ①			F SL 87 L SI 91 S CU 75 0-3 K ①	F CU 75 F SI 90 S SI 91 0-3 K ③	6	0	0	0	0	3	6
36 Mike Minor, R (1, 1) 38 Anthony Varvaro, R (4, 1) 4 Ryan Doumit, S (6, PH) 46 Craig Kimbrel, R (9, 1) 43 Luis Avilan, L (10, 1) 58 Juan Jaime, R (11, 1) 26 Dan Uggla, R (12, PH) 60 Ryan Buchter, L (13, 1) 52 Jordan Walden, R (13, 1)	1 SAFE 1 SAFE F SI 93 C CU 81 B CU 82 B FF 96 X SI 96 2-2 L9 ③ 1-2		B FF 94 C FF 96 C CU 81 S CU 82 1-3 K ③ 1-2			F FF 94 C FF 94 S CU 80 0-3 K ③			B SI 92 F FC 86 S KC 78 B SI 93 X FC 86 2-2 P5 ②			B CH 86 S CH 85 B SL 88 B CH 85 C SI 91 X SI 92 3-2 F9 ②		3 0 0 0 0 2 4 0 0 0 0 0 0 0 1 0 0 0 0 0 0 0 0 0 0 0 0 0 0 0 0 0 0 0 0 0 0 0 0 0 0 0 1 0 0 0 0 0 0 0 0 0 0 0 0 0 0 0 0 0 0 0 0						
Inning Stats	R: 1 E: 0 K: 2 S: 13 H: 1 LOB: 0 BB: 0 P: 22	R: 0 E: 0 K: 1 S: 16 H: 2 LOB: 2 BB: 0 P: 25	R: 0 E: 0 K: 2 S: 10 H: 0 LOB: 0 BB: 0 P: 15	R: 1 E: 0 K: 1 S: 14 H: 3 LOB: 2 BB: 0 P: 22	R: 2 E: 0 K: 0 S: 11 H: 3 LOB: 1 BB: 0 P: 14	R: 0 E: 0 K: 2 S: 7 H: 0 LOB: 0 BB: 0 P: 9	R: 0 E: 0 K: 1 S: 7 H: 1 LOB: 1 BB: 0 P: 9	R: 0 E: 0 K: 1 S: 6 H: 0 LOB: 0 BB: 0 P: 9	R: 0 E: 0 K: 1 S: 7 H: 0 LOB: 0 BB: 0 P: 10	R: 0 E: 0 K: 1 S: 12 H: 0 LOB: 0 BB: 0 P: 16	R: 0 E: 0 K: 2 S: 16 H: 0 LOB: 0 BB: 0 P: 21	R: 0 E: 0 K: 1 S: 8 H: 0 LOB: 0 BB: 0 P: 12	R: 2 E: 0 K: 1 S: 13 H: 2 LOB: 2 BB: 2 P: 24	1B: 8 2B: 3 3B: 0 HR: 1 SF: 0 SAC: 0 DP: 0 HBP: 0	WP: 0 PB: 0 SB: 2 CS: 0 PA: 53						

PITCHER		IP	WLS	BF	H	R	ER	SO	BB	IBB	HBP	BLK	WP	HR	S	P	ERA	WHIP
37 Stephen Strasburg, R ERA: 3.24	(1, 1)	6.0		27	9	4	4	8	0	0	0	0	0	1	71	107	6.00	1.500
22 Drew Storen, R ERA: 1.16	(7, 1)	1.0		4	1	0	0	1	0	0	0	0	0	0	7	9	0.00	1.000
35 Craig Stammen, R ERA: 2.7	(8, 1)	2.0		6	0	0	0	2	0	0	0	0	0	0	13	19	0.00	0.000
29 Rafael Soriano, R ERA: 1.24	(10, 1)	1.0		3	0	0	0	1	0	0	0	0	0	0	12	16	0.00	0.000
36 Tyler Clippard, R ERA: 2.25	(11, 1)	1.0		3	0	0	0	2	0	0	0	0	0	0	16	21	0.00	0.000

PITCHER		IP	WLS	BF	H	R	ER	SO	BB	IBB	HBP	BLK	WP	HR	S	P	ERA	WHIP
13 Jerry Blevins, L ERA: 4.67	(12, 1)	2.0	L	10	2	2	2	2	1	1	0	0	0	0	21	36	9.00	1.500

TOP

Atlanta Braves @ Washington Nationals

Nationals Park, Washington, DC

Fri Jun 20 2014, 7:08 PM - 11:41 PM EDT

Att. 36,608 - Clear - 82 F

livebaseballscorecards.com

AB	51
R	6
H	12
RBI	6
BB	2
SO	16
LOB	18

Batter	1	2	3	4	5	6	7	8	9	10	11	12	13	AB	R	H	RBI	BB	SO	LOB
2 Denard Span, L (1, 8) OBP: 0.316, SLG: 0.399	C FF 91 B FF 91 C FF 91 S SL 88 1-3 K ①		C FF 92 B FF 92 B SL 87 X FF 91 2-1 6 G3-1 2B		C SL 86 X KC 82 0-1 G1-3 ②		B SL 86 X SL 85 1-0 2-H 3B		X FF 98 0-0 P4 ②		C FF 98 F FF 98 F CH 88 B FF 98 B FF 98 F FF 97 F FF 97 B FF 98 F FF 96 4-2 B FF 96 BB			5	0	2	1	1	1	1
6 Anthony Rendon, R (1, 5) OBP: 0.328, SLG: 0.465	X FF 92 0-0 P3 ②		B SL 86 C SL 86 B SI 91 C SL 86 X SI 91 2-2 G3-1 2-3 ②		C FF 92 B SL 86 F SL 86 C SI 91 1-3 K ③		X FF 90 0-0 P3 ③		D KC 86 C FF 98 B FF 98 1 SAFE X FF 98 2-1 1-H HR		1 SAFE 1 SAFE B FF 97 C FF 94 F FF 96 B FF 96 C CU 73 2-3 K ③			6	1	1	2	0	2	3
28 Jayson Werth, R (1, 9) OBP: 0.360, SLG: 0.393	B FF 92 C SL 86 F FF 92 C SI 91 1-3 K ③		B CH 84 F FF 92 B SL 86 S FF 92 D KC 83 B SL 92 4-2 BB			C FF 91 B SI 90 C SL 85 S KC 82 1-3 K ①		C FF 92 C FF 92 B CU 81 S FF 94 1-3 K ①	B KC 87 B KC 85 B FF 98 F FF 97 S FF 97 F FF 97 F FF 96 B KC 86 4-2 BB			C FF 91 F CU 76 S CU 79 0-3 K ①		4	0	0	0	2	4	0
25 Adam LaRoche, L (1, 3) OBP: 0.416, SLG: 0.479		F FF 92 B FF 92 C CH 85 B FF 92 B SL 87 F FF 92 F FF 93 F CH 86 X SL 87 3-2 11 G6-4-3 1B	C FF 92 B FF 92 F FF 92 C FF 93 1-3 K ③			X FF 91 0-0 1B		C FF 93 X FF 93 0-1 L7 ②	B FF 96 B FF 96 C FF 96 X FF 96 2-1 G3 ③			B FF 92 B FF 92 B FF 90 B FF 93 4-0 11 G3-6 BB		5	0	2	0	1	1	3
11 Ryan Zimmerman, R (1, 7) OBP: 0.312, SLG: 0.404		S SL 85 X SL 85 0-1 G6-4-3 1-2f ① ②		C SL 84 C SL 85 B FF 91 C FF 90 1-3 K ①		X SL 86 0-0 L8 ②		B FF 94 S FF 93 S FF 94 B FF 93 B CH 86 X FF 93 3-2 20 1B 1B		B FF 90 C SI 91 X CH 77 1-1 F8 ①		F CU 77 B FF 92 B CU 76 C FF 92 X FF 90 2-2 G3-6 1-2f ② ③		6	0	1	0	0	1	3
20 Ian Desmond, R (1, 6) OBP: 0.298, SLG: 0.438		C SI 91 B SL 86 X SL 85 1-1 HR		C FF 92 B SL 87 X SL 86 1-1 L9 ②		C SL 87 C SL 86 S KC 82 0-3 K ③		C CU 81 X CU 82 0-1 1-2 1B		B FF 94 F SI 94 B FF 94 F SI 94 B FF 95 S CU 76 3-3 K ②			B SL 86 C FF 96 X SL 84 1-1 L9 ①	6	1	2	1	0	2	1
8 Danny Espinosa, S (1, 4) OBP: 0.298, SLG: 0.373		B SI 92 X FF 92 1-0 2B		S CH 85 S CH 84 B KC 82 B SI 91 F SL 87 B SI 91 B CH 85 4-2 59 S BB			X SL 85 0-0 59 PB 2 3B 1B	B FF 94 B CH 87 C FF 93 X CH 87 2-1 F7 ③		S CH 84 B SI 93 B CH 83 C SI 93 B CH 82 X SI 95 3-2 G4-3 ③			B FF 97 C CH 87 S CH 86 B FF 97 F CH 86 S FF 97 2-3 K ②	5	1	2	0	1	1	2
59 Jose Lobaton, S (1, 2) OBP: 0.298, SLG: 0.328 15 Nate McLouth, L (9, PH) OBP: 0.295, SLG: 0.241 41 Sandy León, S (10, 2) OBP: 0.241, SLG: 0.245	C FF 92 S KC 82 S KC 82 0-3 K ③		1 SAFE S CH 84 S CH 84 S KC 81 0-3 K 1-2 ③				F SL 84 C FF 90 1 SAFE B SI 90 F KC 80 B FF 88 B SI 88 X CH 84 3-2 G5-3 1-2 ①		B FF 96 B FF 96 C FF 96 C FF 97 B FF 98 4-2 6 HR BB		C FF 98 F FF 97 C FF 94 F FF 96 B FF 96 C CU 73 0-3 K ①		C FF 97 F FF 96 X FF 96 1-1 G4-3 ③	3 0 2	0 1 0	0 0 0	0 0 0	0 1 0	2 0 1	3 0 0
37 Stephen Strasburg, R (1, 1) 22 Drew Storen, S (1, 1) 7 Scott Hairston, R (1, PH) 35 Craig Stammen, R (8, 1) 33 Greg Dobbs, L (8, PH) 29 Rafael Soriano, R (9, 1) 36 Tyler Clippard, R (9, 1) 19 Kevin Frandsen, R (10, PH) 13 Jerry Blevins, L (10, 1)			C FF 90 F SI 89 C FF 90 0-3 K ①		C FF 90 C KC 79 B SI 90 S KC 81 1-3 K ①		C SL 85 C FF 91 D KC 82 F SL 85 B KC 82 F FF 92 X SL 86 2-2 L7 ②		F FF 96 X FF 98 0-1 F7 ①		B FF 98 B FF 98 F FF 96 F FF 98 X CU 76 2-2 G5-3 ②			2 0 1 0 1 0 0 0 1	0 0 0 0 0 0 0 0 0	0 0 0 0 0 0 0 0 0	0 0 0 0 0 0 0 0 0	2 0 0 0 0 0 0 0 0	0 0 1 0 1 0 0 0 1	0 0 0 0 0 0 0 0 0
Inning Stats	R: 0 E: 0 K: 2 S: 7 H: 0 LOB: 0 BB: 0 P: 9	R: 1 E: 0 K: 1 S: 14 H: 3 LOB: 1 BB: 0 P: 19	R: 0 E: 0 K: 2 S: 13 H: 1 LOB: 2 BB: 1 P: 22	R: 0 E: 0 K: 2 S: 11 H: 0 LOB: 1 BB: 1 P: 17	R: 0 E: 0 K: 2 S: 8 H: 0 LOB: 0 BB: 0 P: 10	R: 0 E: 0 K: 2 S: 8 H: 1 LOB: 1 BB: 0 P: 9	R: 1 E: 0 K: 0 S: 13 H: 2 LOB: 1 BB: 0 P: 19	R: 0 E: 0 K: 1 S: 12 H: 2 LOB: 2 BB: 0 P: 18	R: 2 E: 0 K: 0 S: 13 H: 1 LOB: 1 BB: 2 P: 25	R: 0 E: 0 K: 1 S: 8 H: 0 LOB: 0 BB: 0 P: 15	R: 0 E: 0 K: 2 S: 15 H: 0 LOB: 1 BB: 1 P: 23	R: 0 E: 0 K: 1 S: 6 H: 0 LOB: 0 BB: 1 P: 12	R: 0 E: 0 K: 1 S: 8 H: 0 LOB: 0 BB: 0 P: 12	1B: 5 2B: 2 3B: 1 HR: 2	SF: 0 SAC: 0 DP: 2 HBP: 0	WP: 0 PB: 1 SB: 1 CS: 0	PA: 53		

PITCHER		IP	WLS	BF	H	R	ER	SO	BB	IBB	HBP	BLK	WP	HR	S	P	ERA	WHIP
36 Mike Minor, L ERA: 4.2	(1, 1)	7.0		29	7	2	2	11	2	0	0	0	0	1	74	105	2.57	1.286
38 Anthony Varvaro, R ERA: 2.57	(8, 1)	1.0	H	5	2	0	0	1	0	0	0	0	0	0	12	18	0.00	2.000
46 Craig Kimbrel, R ERA: 2.45	(9, 1)	1.0	B	6	1	2	2	0	2	0	0	0	0	1	13	25	18.00	3.000
43 Luis Avilán, L ERA: 4.5	(10, 1)	1.0		3	0	0	0	1	0	0	0	0	0	0	8	15	0.00	0.000
58 Juan Jaime, R ERA:	(11, 1)	1.0		4	0	0	0	2	1	0	0	0	0	0	15	23	0.00	1.000

PITCHER		IP	WLS	BF	H	R	ER	SO	BB	IBB	HBP	BLK	WP	HR	S	P	ERA	WHIP
60 Ryan Buchter, L ERA:	(12, 1)	1.0	W	3	0	0	0	1	1	0	0	0	0	0	6	12	0.00	1.000
52 Jordan Walden, R ERA: 3.44	(13, 1)	1.0	S	3	0	0	0	1	0	0	0	0	0	0	8	12	0.00	0.000

BOTTOM

Atlanta Braves @ Washington Nationals

Nationals Park, Washington, DC

Fri Jun 20 2014, 7:08 PM - 11:41 PM EDT

Att. 36,608 - Clear - 82 F

livebaseballscorecards.com

AB	47
R	4
H	10
RBI	4
BB	6
SO	17
LOB	18

Batter	1	2	3	4	5	6	7	8	9	AB	R	H	RBI	BB	SO	LOB
7 Tommy La Stella, L (1, 4) OBP: 0.374, SLG: 0.349	C SI 88 C SI 89 X SI 90 0-2 ① G1-3		B CH 80 C SI 87 F SI 87 B FC 87 F SI 91 X CU 74 2-2 ② F8		B CU 70 B FC 85 B CH 79 C SI 88 X CH 79 3-1 ③ G6-3		B FC 84 B CH 78 F CH 80 X CH 79 2-1 ③ G4-3			4	0	0	0	0	0	2
2 B.J. Upton, R (1, 8) OBP: 0.276, SLG: 0.332	X SI 88 0-0 ① 5 1B 1B		F FC 84 S FC 85 F SI 90 B FC 84 B SI 91 B CU 76 C CH 83 3-3 ③ K			L FC 84 X SI 88 0-1 ① L9		F FC 82 C SI 86 B CH 80 B FC 82 X SI 89 2-2 ① G6-3		4	0	1	0	0	1	0
5 Freddie Freeman, L (1, 3) OBP: 0.374, SLG: 0.502	1 SAFE X SI 88 0-0 ① 22 FC4-6 1-3 1B			B SI 87 C SI 87 T FC 85 B CU 74 B FC 86 T CH 81 3-2 ① K		B CU 72 C CH 79 B CH 77 F FF 85 F CU 74 F CH 81 X FF 89 2-2 ② F8		F CH 79 B FC 86 C SI 87 B CH 80 B FC 85 F SI 90 F CH 78 F CH 80 X CH 77 3-2 ② G4-3		4	0	1	0	0	1	0
24 Evan Gattis, R (1, 2) OBP: 0.350, SLG: 0.572	B CH 81 X SI 89 1-0 ② L4			F SI 88 H SI 88 1-1 ① 8 FC6-4 HBP		X CH 80 0-0 ① 22 BB 1B		S FC 83 X FC 81 0-1 ③ F9		3	0	1	0	0	0	2
22 Jason Heyward, L (1, 9) OBP: 0.343, SLG: 0.390	C SI 89 B SI 90 F CH 80 F CU 74 X SI 91 1-2 ③ FC4-6 1-2f			C CH 81 F FC 86 F SI 89 F CH 78 B FC 87 B SI 90 X CH 80 2-2 ② P6		B CU 71 B CH 78 C CH 78 B FC 85 F CH 80 F CU 72 B SI 88 4-2 1-2 BB			C SI 92 X FF 92 0-1 ① L6	3	0	0	0	1	0	3
8 Justin Upton, R (1, 7) OBP: 0.345, SLG: 0.500		X SI 88 0-0 ① G5-3		B SI 88 X SI 88 1-0 ③ FC6-4 1-2f		B SI 88 B SI 88 F SI 87 X SI 88 2-1 ③ P4			B FF 93 B FF 92 B FF 92 C FF 90 S FF 92 X FF 92 3-2 ② G5-3	4	0	0	0	0	0	3
23 Chris Johnson, R (1, 5) OBP: 0.300, SLG: 0.362		C SI 88 B CH 81 X SI 88 1-1 ② L8			B FC 82 C CH 79 S FC 82 B SI 88 B CU 75 C SI 89 3-3 ① K		S FC 82 X CH 78 0-1 ③ 49 SH2-4 1B		B FF 93 B FF 90 B FF 91 C FF 91 F FF 91 X FF 89 3-2 ③ G4-3	4	0	1	0	0	1	0
19 Andrelton Simmons, R (1, 6) OBP: 0.293, SLG: 0.374		B FF 89 C SI 89 C CH 82 X SI 90 1-2 ③ G6-3			X CH 81 0-0 ① 49 G2-3 1B		C SI 86 F FC 82 1 SAFE F SI 86 X SI 86 0-2 ① P5			3	0	1	0	0	0	1
49 Julio Teheran, R (1, 1) OBP: 0.108, SLG: 0.135 58 Juan Jaime, R (8, 1)			C SI 86 B SI 88 X SI 88 1-1 ① G3-1		X SI 87 0-0 ② G2-3 1-2		1 SAFE L FC 82 D FC 84 F SI 86 X SI 88 1-2 ② SH2-4 1-2			2 0	0 0	0 0	0 0	0 0	0 0	1 0
Inning Stats	R: 0 E: 0 K: 0 S: 10 H: 2 LOB: 2 BB: 0 P: 12	R: 0 E: 0 K: 0 S: 6 H: 0 LOB: 0 BB: 0 P: 8	R: 0 E: 0 K: 1 S: 10 H: 0 LOB: 0 BB: 0 P: 16	R: 0 E: 0 K: 1 S: 10 H: 0 LOB: 1 BB: 0 P: 17	R: 0 E: 0 K: 1 S: 7 H: 1 LOB: 1 BB: 0 P: 13	R: 0 E: 0 K: 0 S: 13 H: 1 LOB: 2 BB: 1 P: 21	R: 0 E: 0 K: 0 S: 11 H: 1 LOB: 1 BB: 0 P: 14	R: 0 E: 0 K: 0 S: 11 H: 0 LOB: 0 BB: 0 P: 16	R: 0 E: 0 K: 0 S: 8 H: 0 LOB: 0 BB: 0 P: 14	1B: 5 2B: 0 3B: 0 HR: 0	SF: 0 SAC: 1 DP: 0 HBP: 1					

PITCHER		IP	WLS	BF	H	R	ER	SO	BB	IBB	HBP	BLK	WP	HR	S	P	ERA	WHIP
58 Doug Fister, R ERA: 2.65	(1, 1)	8.0	W	31	5	0	0	3	1	0	1	0	0	0	78	117	0.00	0.750
29 Rafael Soriano, R ERA: 1.2	(9, 1)	1.0	S	3	0	0	0	0	0	0	0	0	0	0	8	14	0.00	0.000

PITCHER IP WLS BF H R ER SO BB IBB HBP BLK WP HR S P ERA WHIP

TOP

Atlanta Braves @ Washington Nationals

Nationals Park, Washington, DC

Sat Jun 21 2014, 7:17 PM - 10:00 PM EDT

Att. 40,677 - Overcast - 71 F

livebaseballscorecards.com

AB	31
R	0
H	5
RBI	0
BB	1
SO	3
LOB	12

WP: 0 PA: 34
PB: 0
SB: 0
CS: 0

Batter	1	2	3	4	5	6	7	8	9	AB	R	H	RBI	BB	SO	LOB
2 Denard Span, L (1, 8) OBP: 0.315, SLG: 0.397	C FF 90 B FF 91 X SI 89 1-1 ① F8		F SI 92 B FF 92 B SI 92 F FF 93 D SI 85 X FF 94 3-2 ② F9		X SI 90 0-0 1B		B FF 90 B FF 91 X FF 92 2-0 ② F8			4	0	1	0	0	0	2
6 Anthony Rendon, R (1, 5) OBP: 0.333, SLG: 0.473	X FF 92 0-0 1B		B SL 84 B SI 92 X FF 94 2-0 2-H 1B		B SI 91 1 SAFE B CH 84 C CU 74 1 SAFE D FF 92 C SI 88 S CU 77 3-3 ③ K		C SI 89 B FF 91 D CU 77 X SL 81 2-1 2-H 2B			4	0	3	2	0	1	1
28 Jayson Werth, R (1, 9) OBP: 0.356, SLG: 0.388	X FF 93 0-0 ② P3		C FF 93 D SL 85 C FF 93 S CU 76 1-3 ③ K			B CU 72 C CU 73 F FF 93 X CU 73 1-2 ① G6-3	X SI 88 0-0 ③ G6-3			4	0	0	0	0	1	3
25 Adam LaRoche, L (1, 3) OBP: 0.417, SLG: 0.477	X FF 91 0-0 ③ F7			B SI 88 X CH 80 1-0 1B		B FF 90 B CU 72 B SI 86 F FF 88 S SI 90 F FF 93 B SI 90 4-2 11 BLK 11 1B BB		B FF 96 X FF 96 1-0 ① L9		3	1	1	0	1	0	1
11 Ryan Zimmerman, R (1, 7) OBP: 0.310, SLG: 0.398		C FF 92 B SI 90 F SI 90 B FF 93 F FF 94 S SL 85 2-3 ① K		C SI 90 S FF 93 X FF 93 0-2 ① L7		B SI 89 C FF 94 X FF 93 1-1 1-H 1B		B FF 98 X FF 96 1-0 ② L9		4	0	1	1	0	1	1
20 Ian Desmond, R (1, 6) OBP: 0.294, SLG: 0.432		C SI 92 S CU 76 S FF 95 0-3 ② K		T SI 92 S FF 93 D SL 83 D SL 85 F CU 76 1 SAFE S FF 94 2-3 ② K		B SL 82 B SI 88 B CU 75 C FF 92 C SI 88 F FF 94 F FF 93 F SL 82 S FF 94 3-3 ② K		S FF 99 S FF 97 F FF 97 S CU 75 0-3 ③ K		4	0	0	0	0	4	2
8 Danny Espinosa, S (1, 4) OBP: 0.294, SLG: 0.368	B CH 83 X FF 93 1-0 ③ L9			B SI 90 C SI 90 B FF 91 F CH 83 1 SAFE F FF 93 1 SAFE C SL 83 2-3 ③ K		C SL 80 S SI 91 B FF 92 S CU 76 1-3 ③ K				3	0	0	0	0	2	2
59 Jose Lobaton, S (1, 2) OBP: 0.306, SLG: 0.331			C SI 91 B CH 83 X CH 82 1-1 6 1B 58 SH3-4 1B		C FF 92 S SL 82 S CU 72 0-3 ① K		B SL 80 B SI 87 B FF 89 B FF 90 4-0 6 2B 58 SH3-4 BB			2	2	1	0	1	1	0
58 Doug Fister, L (1, 1) OBP: 0.063, SLG: 0.063 29 Rafael Soriano, R (9, 1)			B FF 92 B FF 91 C FF 92 1 SAFE X FF 90 2-1 ① SH3-4 1-2		C SI 90 C CU 73 S FF 93 0-3 ② K		X SI 88 0-0 ① SH3-4 1-2			1 0	0 0	0 0	0 0	0 0	1 0	0 0
Inning Stats	R: 0 E: 0 K: 0 S: 5 H: 1 LOB: 1 BB: 0 P: 6	R: 0 E: 0 K: 2 S: 8 H: 0 LOB: 0 BB: 0 P: 11	R: 1 E: 0 K: 1 S: 11 H: 2 LOB: 1 BB: 0 P: 20	R: 0 E: 0 K: 2 S: 12 H: 1 LOB: 1 BB: 0 P: 17	R: 0 E: 0 K: 3 S: 10 H: 1 LOB: 1 BB: 0 P: 13	R: 1 E: 0 K: 2 S: 17 H: 1 LOB: 1 BB: 1 P: 27	R: 1 E: 0 K: 0 S: 5 H: 1 LOB: 1 BB: 1 P: 13	R: 0 E: 0 K: 1 S: 6 H: 0 LOB: 0 BB: 0 P: 8							

PITCHER		IP	WLS	BF	H	R	ER	SO	BB	IBB	HBP	BLK	WP	HR	S	P	ERA	WHIP
49 Julio Teheran, R ERA: 2.41	(1, 1)	7.0	L	30	7	3	3	10	2	0	0	1	0	0	68	107	3.86	1.286
58 Juan Jaime, R ERA:	(8, 1)	1.0		3	0	0	0	1	0	0	0	0	0	0	6	8	0.00	0.000

PITCHER	IP	WLS	BF	H	R	ER	SO	BB	IBB	HBP	BLK	WP	HR	S	P	ERA	WHIP

BOTTOM

Atlanta Braves @ Washington Nationals

Nationals Park, Washington, DC

Sat Jun 21 2014, 7:17 PM - 10:00 PM EDT

Att. 40,677 - Overcast - 71 F

livebaseballscorecards.com

AB	29
R	3
H	7
RBI	3
BB	2
SO	11
LOB	12

1B: 6	SF: 0	WP: 0	PA: 33
2B: 1	SAC: 2	PB: 0	
3B: 0	DP: 0	SB: 0	
HR: 0	HBP: 0	CS: 0	

Atlanta Braves @ Washington Nationals

Nationals Park, Washington, DC

Sun Jun 22 2014, 1:37 PM - 4:29 PM EDT

Att. 39,473 - Cloudy - 78 F

TOP

livebaseballscorecards.com

Batter	1	2	3	4	5	6	7	8	9	AB	R	H	RBI	BB	SO	LOB
7 Tommy La Stella, L (1, 4) OBP: 0.368, SLG: 0.337	F SI 91 F SI 93 F SI 93 B CU 77 X SI 94 1-2 ① L7		C CH 84 B SI 94 X CU 76 1-1 ③ F7		C CU 74 B CH 84 F CH 84 B SI 94 F SI 94 B CU 75 F SI 93 F SI 92 F SI 93 4-2 F SI 93 F CU 75 D SI 93 1-2 BB		B KC 80 X SI 92 1-0 ② G4-3			3	0	0	0	1	0	0
2 B.J. Upton, R (1, 8) OBP: 0.272, SLG: 0.327	X SI 94 0-0 ② P5			C SI 92 B SL 84 X SL 85 1-1 ① P6	C SL 84 C SI 94 F SL 85 B SI 94 1 SAFE F SL 86 T SL 86 1-2 ③ K		S SI 92 X SI 93 0-1 ③ L9			4	0	0	0	0	1	2
5 Freddie Freeman, L (1, 3) OBP: 0.375, SLG: 0.502	B SI 94 F SI 94 B SI 94 F CH 84 B SI 94 X SI 94 3-2 24 FC6-4 1B			B CU 73 C CU 75 B CH 84 F SI 94 F SI 94 B SL 86 X CH 84 3-2 E3		X SI 92 0-0 24 BB 8 1B		X CH 79 0-0 ① L8		4	1	2	0	0	0	0
24 Evan Gattis, R (1, 2) OBP: 0.348, SLG: 0.564	F SI 94 F SI 95 X SL 87 0-2 ③ FC6-4 1-2f			S SL 84 X SL 84 0-1 ② G5-3		B CU 74 B CU 74 B SI 93 C SI 93 B SI 93 4-1 8 1B 1-2 BB		B CU 75 T CH 79 X FF 91 1-1 ② G6-3		3	0	0	0	1	0	2
22 Jason Heyward, L (1, 9) OBP: 0.342, SLG: 0.386		C SI 92 B SI 92 X SI 92 1-1 ① F7		F CH 84 F SI 93 B SI 93 B SL 85 B CU 74 F SI 94 F CU 74 B CU 74 4-2 8 FC6-4 BB		B CH 83 X CH 83 1-0 ① F9		B CH 81 C FF 91 C CU 75 B FS 84 F FF 92 F FS 82 X CH 80 2-2 ③ G4-3		3	0	0	0	1	0	2
8 Justin Upton, R (1, 7) OBP: 0.344, SLG: 0.496		C SI 93 S SL 85 S SL 86 0-3 ② K		C SL 85 F SI 93 B SI 93 D CU 75 F SL 86 X SL 85 2-2 ③ FC6-4 1-2f		C SI 94 F SI 93 B SI 95 X SI 94 1-2 2-H 1B			B FF 92 C FF 91 C SL 86 S SL 86 1-3 ① K	4	0	1	1	0	2	2
23 Chris Johnson, R (1, 5) OBP: 0.301, SLG: 0.361 14 Ramiro Pena, S (6, 5) OBP: 0.263, SLG: 0.341		B SL 86 F SI 93 F SI 94 X SI 94 1-2 ③ G6-3			C SL 83 S SL 84 B SI 93 B SL 86 X SI 93 2-2 30 FC3-6 1B	S FC 86 D FC 87 F FC 86 S FC 86 1-3 ② K			B SL 83 B FF 92 C FF 91 S FF 91 S FF 92 2-3 ② K	3 1	0 0	1 0	0 0	0 0	1 1	2 0
19 Andrelton Simmons, R (1, 6) OBP: 0.289, SLG: 0.368			C SI 93 X SI 92 0-1 ① L9		1 SAFE X SI 93 0-0 ① L9	B SI 91 T SI 92 F FC 87 X SI 91 1-2 ③ G6-3			B FF 92 S FF 93 S FF 93 S FF 93 1-3 ③ K	4	0	0	0	0	1	3
30 Ervin Santana, R (1, 1) OBP: 0.094, SLG: 0.094 17 Jordan Schafer, L (7, PH) OBP: 0.250, SLG: 0.254 59 Shae Simmons, R (7, 1) 43 Luis Avilán, L (8, 1) 57 David Hale, R (8, 1) OBP: 0.083, SLG: 0.091			C SI 93 C SI 93 S SL 85 0-3 ② K		X SI 91 0-0 ② FC3-6 7 BB 1-2f		B SI 92 C SI 92 X FC 86 1-1 ① G6-3			2 1 0 0 0	0 0 0 0 0	0 0 0 0 0	0 0 0 0 0	0 0 0 0 0	1 0 0 0 0	1 0 0 0 0
Inning Stats	R: 0 E: 0 K: 0 S: 11 H: 1 LOB: 1 BB: 0 P: 15	R: 0 E: 0 K: 1 S: 8 H: 0 LOB: 0 BB: 0 P: 10	R: 0 E: 0 K: 1 S: 7 H: 0 LOB: 0 BB: 0 P: 8	R: 0 E: 1 K: 0 S: 16 H: 0 LOB: 2 BB: 1 P: 26	R: 0 E: 0 K: 1 S: 18 H: 1 LOB: 2 BB: 1 P: 25	R: 1 E: 0 K: 1 S: 12 H: 2 LOB: 2 BB: 1 P: 20	R: 0 E: 0 K: 0 S: 5 H: 0 LOB: 0 BB: 0 P: 7	R: 0 E: 0 K: 0 S: 8 H: 0 LOB: 0 BB: 0 P: 11	R: 0 E: 0 K: 3 S: 9 H: 0 LOB: 0 BB: 0 P: 13	1B: 4 2B: 0 3B: 0 HR: 0 SF: 0 SAC: 0 DP: 0 HBP: 0						

	AB	32
	R	1
	H	4
	RBI	1
	BB	3
	SO	7
	LOB	14

PITCHER		IP	WLS	BF	H	R	ER	SO	BB	IBB	HBP	BLK	WP	HR	S	P	ERA	WHIP
57 Tanner Roark, R ERA: 2.79	(1, 1)	5.1	W	24	4	1	1	3	3	0	0	0	0	0	66	96	1.69	1.312
35 Craig Stammen, R ERA: 2.58	(6, 1)	1.2	H	5	0	0	0	1	0	0	0	0	0	0	11	15	0.00	0.000
36 Tyler Clippard, R ERA: 2.18	(8, 1)	1.0	H	3	0	0	0	0	0	0	0	0	0	0	8	11	0.00	0.000
29 Rafael Soriano, R ERA: 1.16	(9, 1)	1.0	S	3	0	0	0	3	0	0	0	0	0	0	9	13	0.00	0.000

PITCHER	IP	WLS	BF	H	R	ER	SO	BB	IBB	HBP	BLK	WP	HR	S	P	ERA	WHIP

WP: 0 PA: 35
PB: 0
SB: 0
CS: 0

BOTTOM

Batter	1	2	3	4	5	6	7	8	9	AB	R	H	RBI	BB	SO	LOB
2 Denard Span, L (1, 8) OBP: 0.318, SLG: 0.402	C FF 95 C FF 96 X FF 96 0-2 F9		B FF 95 C SL 84 X SL 84 1-1 6 G4-3 6 E 1B		X FF 95 0-0 2-H 2B			B SL 84 C FF 95 C FF 95 B FF 95 X SL 85 2-2 L5		4	0	2	1	0	0	0
6 Anthony Rendon, R (1, 5) OBP: 0.335, SLG: 0.475	B FF 95 B FF 96 C FF 96 B SL 87 B FF 96 4-1 28 1B 25 1B BB		B FF 90 1 SAFE 1 SAFE C FF 92 1 SAFE B SL 87 X FF 95 2-1 G4-3 1-3		B SL 84 X FF 94 1-0 L5			C FF 96 B FF 94 T FF 96 F FF 96 B SL 84 B SL 85 X FF 96 3-2 28 G3 25 WP 2B		3	2	1	0	1	0	2
28 Jayson Werth, R (1, 9) OBP: 0.354, SLG: 0.386	C FF 95 X SL 87 0-1 25 1B 11 SF8 1-2 1B		C FF 96 S SL 86 D SL 85 B FF 96 T SL 86 2-2 K		B SL 85 S FF 95 F SL 86 C FF 96 1-3 K			B FF 95 C SL 84 X FF 96 1-1 G3 2-3		4	1	1	0	0	2	3
25 Adam LaRoche, L (1, 3) OBP: 0.418, SLG: 0.477	B FF 95 X FF 95 1-0 1-3 2-H 1B		B FF 96 B CH 86 S SL 85 B CH 86 S SL 84 S SL 86 3-3 K			B FF 93 F SL 83 B CH 84 S SL 84 F FF 95 F SL 84 S SL 84 2-3 K		F SI 92 B SI 93 F FF 94 B SI 94 X FF 94 2-2 3-H 1B		4	0	2	1	0	2	1
11 Ryan Zimmerman, R (1, 7) OBP: 0.299, SLG: 0.387	S FF 96 B FF 94 X SL 85 1-1 SF8 3-H			S SL 84 S FF 92 S SL 84 0-3 K		C SL 85 B SL 83 X SI 94 1-1 G6-3		C FF 92 B SI 92 X CU 80 1-1 G1-4-3		3	0	0	1	0	1	1
20 Ian Desmond, R (1, 6) OBP: 0.291, SLG: 0.427	F FF 96 1 SAFE F FF 96 B FF 96 S SL 86 1-3 K			C FF 95 S SL 84 S SL 86 0-3 K		B SL 85 C FF 95 B SL 86 X FF 94 2-1 L6				3	0	0	0	0	2	1
8 Danny Espinosa, S (1, 4) OBP: 0.298, SLG: 0.376		C SL 81 B CH 84 C SL 82 F FF 96 S SL 83 1-3 K		S SL 82 X SL 83 0-1 41 CS 1B			C FF 94 B FS 84 C FF 94 B SL 86 F SL 86 X FF 95 2-2 33 L4-6 2B			3	0	2	0	0	1	0
41 Sandy León, S (1, 2) OBP: 0.246, SLG: 0.250		C SL 84 B CH 86 S CH 84 S SL 84 1-3 K		C FF 90 1 SAFE 1 SAFE S SL 81 F SL 83 1 SAFE P PO 85 1-2 CS 1-2	B FF 91 B FF 94 C FF 94 X SL 83 2-1 57 SH2-4 2 2B 1B		B FF 95 X FF 96 1-0 G5-3			3	1	1	0	0	1	1
57 Tanner Roark, R (1, 1) OBP: 0.167, SLG: 0.167		C FF 95 C FF 94 B SL 83 X FF 95 1-2 G4-3			L FF 90 1 SAFE M SL 82 D SL 84 B SL 82 X FF 93 2-2 SH2-4 1-2		B FF 95 X FF 96 1-0 L4-6 2-2			1	0	0	0	0	0	0
35 Craig Stammen, R (6, 1) OBP: 0.250, SLG: 0.500										0	0	0	0	0	0	0
33 Greg Dobbs, L (7, PH) OBP: 0.195, SLG: 0.205										1	0	0	0	0	0	1
36 Tyler Clippard, R (8, 1)										0	0	0	0	0	0	0
29 Rafael Soriano, R (9, 1)										0	0	0	0	0	0	0
Inning Stats	R: 2 E: 0 K: 1 S: 12 H: 2 LOB: 1 BB: 1 P: 19	R: 0 E: 0 K: 2 S: 10 H: 0 LOB: 0 BB: 0 P: 13	R: 0 E: 1 K: 2 S: 10 H: 1 LOB: 1 BB: 0 P: 18	R: 0 E: 0 K: 2 S: 12 H: 1 LOB: 0 BB: 0 P: 12	R: 1 E: 0 K: 1 S: 10 H: 2 LOB: 1 BB: 0 P: 16	R: 0 E: 0 K: 1 S: 9 H: 0 LOB: 0 BB: 0 P: 14	R: 0 E: 0 K: 0 S: 6 H: 1 LOB: 0 BB: 0 P: 10	R: 1 E: 0 K: 0 S: 14 H: 2 LOB: 1 BB: 0 P: 23		1B: 6 2B: 4 3B: 0 HR: 0 SF: 1 SAC: 1 DP: 1 HBP: 0						

PITCHER		IP	WLS	BF	H	R	ER	SO	BB	IBB	HBP	BLK	WP	HR	S	P	ERA	WHIP
30 Ervin Santana, R ERA: 4.15	(1, 1)	6.0	L	24	6	3	3	9	1	0	0	0	0	0	63	92	4.50	1.167
59 Shae Simmons, R ERA: 1.8	(7, 1)	1.2		6	2	1	1	0	0	0	0	0	0	0	15	25	5.40	1.200
43 Luis Avilán, L ERA: 4.5	(8, 1)	0.0		1	1	0	0	0	0	0	0	0	1	0	3	5	∞	∞
57 David Hale, R ERA: 3.14	(8, 1)	0.1		1	0	0	0	0	0	0	0	0	0	0	2	3	0.00	0.000

PITCHER	IP	WLS	BF	H	R	ER	SO	BB	IBB	HBP	BLK	WP	HR	S	P	ERA	WHIP

Atlanta Braves @ Washington Nationals

Nationals Park, Washington, DC

Sun Jun 22 2014, 1:37 PM - 4:29 PM EDT

Att. 39,473 - Cloudy - 78 F

livebaseballscorecards.com

AB	29
R	4
H	9
RBI	3
BB	1
SO	9
LOB	10

WP: 1 PA: 33
PB: 0
SB: 0
CS: 1

Batter	1	2	3	4	5	6	7	8	9	AB	R	H	RBI	BB	SO	LOB
2 Denard Span, L (1, 8) OBP: 0.314, SLG: 0.396	C FF 92 F SI 90 B FF 91 S SL 85 1-3 K		C CU 72 X FF 91 0-1 F9		X FF 90 0-0 F7		B CU 74 C FF 92 B FF 91 F FF 91 B FF 91 X FF 93 3-2 G3			4	0	0	0	0	1	0
6 Anthony Rendon, R (1, 5) OBP: 0.334, SLG: 0.470	C FF 92 F FF 92 X FF 93 0-2 G5-3		C FF 92 B SI 91 S SL 86 B SL 85 B FF 93 B FF 94 4-2 28 1B 25 HR BB		C FF 91 C SL 83 X FF 91 0-2 G1-3			C FF 89 B FC 84 B FC 85 B FF 89 X FF 89 3-1 F7		3	1	0	0	1	0	0
28 Jayson Werth, R (1, 9) OBP: 0.359, SLG: 0.391	B SL 85 C FF 92 X FF 92 1-1 G4-3		X FF 92 0-0 25 HR 1-3 1B		C CU 75 X FF 92 0-1 1B			B CU 72 C FC 86 C FF 90 B FF 90 B CH 82 F CH 82 X FC 85 3-2 25 BB 1B		4	1	3	0	0	0	0
25 Adam LaRoche, L (1, 3) OBP: 0.424, SLG: 0.495		X SI 90 0-0 20 1B 11 BB 1B	B SL 84 D SL 84 B SI 92 F SI 93 S CU 75 X SL 85 3-2 1-H 3-H HR		D CU 74 C CU 75 B FF 90 F FF 93 X FF 93 2-2 G3			B FF 88 D CU 71 C FF 89 1 SAFE B CH 82 1 SAFE C FF 89 1 SAFE B CH 83 4-2 11 G6-4-3 1-2 BB		3	1	2	3	1	0	1
11 Ryan Zimmerman, R (1, 7) OBP: 0.298, SLG: 0.376		B SL 82 B FF 92 F SL 84 B SI 92 B FF 92 4-1 20 1B 1-2 BB	B CU 75 C CU 75 F FF 93 X CU 76 1-2 G6-3			C CU 74 X FF 91 0-1 G5-3		C FC 86 D CU 74 B FF 90 X FF 90 2-1 G6-4-3 1-2f		3	0	0	0	1	0	2
20 Ian Desmond, R (1, 6) OBP: 0.294, SLG: 0.428		S SL 83 X SL 86 0-1 47 FC6 1-2 2-3 1B	C SI 92 X CU 76 0-1 F9			C CU 74 B SL 84 F SL 83 F SI 92 F SL 84 S SL 84 1-3 K			B CH 86 C SI 88 F CH 81 F SL 78 B SI 90 X CH 82 2-2 59 F9 59 S 1B	4	0	2	0	0	1	0
8 Danny Espinosa, S (1, 4) OBP: 0.294, SLG: 0.370		B SL 85 S FF 94 S FF 93 D SL 85 D SL 85 C FF 94 3-3 K	B CU 72 X SI 90 1-0 F8			C FF 91 B CU 75 S CU 75 F SI 93 B SI 92 B CU 76 S FF 93 3-3 K			S CH 82 C CH 82 B CH 82 F CH 83 1 SAFE S SL 79 1-3 K	4	0	0	0	0	3	4
59 Jose Lobaton, S (1, 2) OBP: 0.297, SLG: 0.320		B FF 94 B SL 82 F FF 94 S FF 94 S SL 86 2-3 K	C FF 91 B FF 92 S FF 92 C SI 92 1-0 1-3 K				S FF 90 F FF 90 B FF 92 X FF 92 1-2 F7		B SI 89 C SI 88 F FF 90 B FF 91 X SL 79 2-2 F9 1-3	4	0	0	0	0	2	4
47 Gio González, R (1, 1) OBP: 0.111, SLG: 0.278 33 Greg Dobbs, L (7, PH) OBP: 0.190, SLG: 0.200 30 Aaron Barrett, R (7, 1) 22 Drew Storen, S (8, 1) 7 Scott Hairston, R (9, PH) OBP: 0.364, SLG: 0.517 36 Tyler Clippard, R (9, 1)		B FF 92 X FF 93 1-0 FC6 1-2f	S SI 91 S SL 84 B FF 91 S SL 83 1-3 K				B CU 73 B CU 73 F FF 90 F FF 92 F FF 93 X SI 92 2-2 G4-3		B CH 83 B CH 85 C FF 91 X CH 84 2-1 F9	2 1 0 0 1 0	0 0 0 0 0 0	0 0 0 0 0 0	0 0 0 0 0 0	1 0 0 0 0 0	3 0 0 0 1 0
Inning Stats	R: 0 E: 0 K: 1 S: 8 H: 0 LOB: 0 BB: 0 P: 10	R: 0 E: 0 K: 2 S: 11 H: 2 LOB: 3 BB: 1 P: 21	R: 3 E: 0 K: 0 S: 13 H: 2 LOB: 0 BB: 1 P: 21	R: 0 E: 0 K: 2 S: 7 H: 0 LOB: 0 BB: 0 P: 10	R: 0 E: 0 K: 0 S: 9 H: 1 LOB: 1 BB: 0 P: 11	R: 0 E: 0 K: 2 S: 11 H: 0 LOB: 0 BB: 0 P: 15	R: 0 E: 0 K: 0 S: 10 H: 0 LOB: 0 BB: 0 P: 16	R: 0 E: 0 K: 0 S: 10 H: 1 LOB: 1 BB: 1 P: 22	R: 0 E: 0 K: 1 S: 13 H: 1 LOB: 1 BB: 0 P: 20	1B: 6 2B: 0 3B: 0 HR: 1 SF: 0 SAC: 0 DP: 1 HBP: 0						

PITCHER		IP	WLS	BF	H	R	ER	SO	BB	IBB	HBP	BLK	WP	HR	S	P	ERA	WHIP
22 Matt Garza, R ERA: 4.01	(1, 1)	7.0	L	28	5	3	3	7	2	0	0	0	0	1	69	104	3.86	1.000
50 Mike Fiers, R ERA:	(8, 1)	1.0		4	1	0	0	0	1	0	0	0	0	0	10	22	0.00	2.000
32 Tom Gorzelanny, L ERA:	(9, 1)	1.0		4	1	0	0	1	0	0	0	0	0	0	13	20	0.00	1.000

PITCHER	IP	WLS	BF	H	R	ER	SO	BB	IBB	HBP	BLK	WP	HR	S	P	ERA	WHIP

TOP

Washington Nationals @ Milwaukee Brewers

Miller Park, Milwaukee, WI

Mon Jun 23 2014, 7:12 PM - 10:21 PM CDT

Att. 31,102 - Roof Closed - 70 F

livebaseballscorecards.com

AB	33
R	3
H	7
RBI	3
BB	3
SO	8
LOB	15

WP: 0	PA: 36
PB: 0	
SB: 1	
CS: 0	

Batter	1	2	3	4	5	6	7	8	9	AB	R	H	RBI	BB	SO	LOB
Rickie Weeks Jr., R (1, 4) OBP: 0.328, SLG: 0.385	C SI 89 X FF 90 0-1 ① F8		B CU 74 C CH 82 B CU 76 F FF 92 B CU 78 B FF 91 4-2 20 BB 2-3 BB		C SI 91 B CU 76 B SI 91 S CH 82 S CH 83 2-3 ② K2-3			X FF 94 0-0 ① G4-3		3	0	0	0	1	1	0
8 Ryan Braun, R (1, 9) OBP: 0.324, SLG: 0.490	B FF 91 B CH 82 F SI 91 S FF 92 F CU 78 F FF 92 S CU 78 2-3 ② K2-3		T CU 76 1 SAFE S CH 84 S CH 83 0-3 ② K		B SI 91 B SI 91 X CH 83 2-0 2B			C FF 94 X SL 83 0-1 ② G6-3		4	0	1	0	0	2	2
20 Jonathan Lucroy, R (1, 2) OBP: 0.399, SLG: 0.518	B SI 91 C SI 91 S CU 77 X CU 76 1-2 27 FC5-4 1B		C CU 75 B FF 91 F FF 91 1 SAFE F FF 90 F FF 91 F SI 89 D CU 77 B SI 90 1-2 4-2 F CU 77 F CF 92 B FF 91 BB		C SI 91 B SI 91 C CU 75 X SI 91 1-2 ③ F8			S SI 94 B SL 83 B SL 82 S FF 93 B CH 87 X FF 94 3-2 ③ G1-3		3	0	1	0	1	0	1
27 Carlos Gómez, R (1, 8) OBP: 0.377, SLG: 0.525	S CH 82 F FF 91 D CU 78 F CU 76 X CH 83 1-2 ③ FC5-4 1-2f		F CH 84 X CH 83 0-1 ③ F7			B SI 91 B SI 91 B SI 90 C SI 90 C FF 91 X CH 83 3-2 ① G5-3			S CH 79 S FF 92 F FF 91 F FS 82 B FF 93 B FS 81 F CH 79 F FF 92 B CH 79 3-3 ① K	4	0	0	0	0	1	4
16 Aramis Ramirez, R (1, 5) OBP: 0.340, SLG: 0.492		B FF 89 X CH 82 1-0 ① F7		B SI 91 S FF 91 S FF 91 B FF 91 S CU 76 2-3 ① K		F SI 91 B FF 91 B CU 75 B CH 83 S FF 90 B FF 91 4-2 18 G6-4-3 BB			B FF 92 S FF 90 F CH 80 S FF 92 1-3 ② K	3	0	0	0	1	2	0
18 Khris Davis, R (1, 7) OBP: 0.306, SLG: 0.485		B FF 90 B SI 90 C SI 92 X CH 83 2-1 ② G5-3		X CH 83 0-0 ② G5-3		B CH 81 S FF 89 C SI 91 F CU 76 B FF 89 X CU 77 2-2 ②③ G6-4-3 1-2f			B CU 74 B CH 80 S FF 90 C FF 92 F FS 83 S FF 92 2-3 ③ K	4	0	0	0	0	1	1
7 Mark Reynolds, R (1, 3) OBP: 0.302, SLG: 0.414		B FF 91 F FF 91 B CU 77 B FF 92 S CH 84 F CH 84 S CH 84 3-3 ③ K		B CH 82 B CH 83 C SI 92 F CH 84 B FF 92 B FF 91 4-2 9 WP 9 S BB			F FF 95 C SI 95 B SL 87 B SL 87 F SI 96 C SL 85 2-3 ① K		2	0	0	0	1	2	0
9 Jean Segura, R (1, 6) OBP: 0.281, SLG: 0.342			B SI 89 B FF 90 B SI 90 C SI 89 F SI 89 X SI 91 3-2 S 22 SH3-4 1B	C CH 82 F FF 90 1 SAFE B CU 77 D CU 77 B CH 84 X CH 83 3-2 ③ P4 1-3				C FF 94 B FF 93 F SL 85 F SI 95 F SL 86 S SL 85 1-3 ② K		3	0	1	0	0	1	1
22 Matt Garza, R (1, 1) 3 Elian Herrera, S (7, PH) OBP: 0.235, SLG: 0.273 50 Mike Fiers, R (8, 1) 32 Tom Gorzelanny, R (9, 1)			C SI 88 1 SAFE B SI 89 X SI 88 1-1 ① SH3-4 1-2		B SI 90 S SI 90 S SI 90 X CH 82 1-2 ① G1-3			F SI 94 X SI 93 0-1 ③ F7		1 1 0 0	0 0 0 0	0 0 0 0	0 0 0 0	0 0 0 0	0 0 0 0	0 0 0 0
Inning Stats	R: 0 E: 0 K: 1 S: 14 H: 1 LOB: 1 BB: 0 P: 18	R: 0 E: 0 K: 1 S: 7 H: 0 LOB: 0 BB: 0 P: 13	R: 0 E: 0 K: 1 S: 19 H: 1 LOB: 3 BB: 2 P: 31	R: 0 E: 0 K: 1 S: 9 H: 0 LOB: 1 BB: 1 P: 18	R: 0 E: 0 K: 1 S: 10 H: 1 LOB: 1 BB: 0 P: 16	R: 0 E: 0 K: 0 S: 9 H: 0 LOB: 0 BB: 1 P: 18	R: 0 E: 0 K: 2 S: 11 H: 0 LOB: 0 BB: 0 P: 14	R: 0 E: 0 K: 0 S: 6 H: 0 LOB: 0 BB: 0 P: 9	R: 0 E: 0 K: 3 S: 16 H: 0 LOB: 0 BB: 0 P: 22	1B: 2 2B: 1 3B: 0 HR: 0 SF: 0 SAC: 1 DP: 1 HBP: 0						WP: 1 PB: 0 SB: 2 CS: 0 PA: 33	

PITCHER		IP	WLS	BF	H	R	ER	SO	BB	IBB	HBP	BLK	WP	HR	S	P	ERA	WHIP
47 Gio González, L ERA: 4.38	(1, 1)	6.0	W	24	3	0	0	5	4	0	0	0	1	0	68	114	0.00	1.167
30 Aaron Barrett, R ERA: 1.75	(7, 1)	1.0	H	3	0	0	0	2	0	0	0	0	0	0	11	14	0.00	0.000
22 Drew Storen, R ERA: 1.11	(8, 1)	1.0	H	3	0	0	0	0	0	0	0	0	0	0	6	9	0.00	0.000
36 Tyler Clippard, R ERA: 2.12	(9, 1)	1.0	S	3	0	0	0	3	0	0	0	0	0	0	16	22	0.00	0.000

PITCHER	IP	WLS	BF	H	R	ER	SO	BB	IBB	HBP	BLK	WP	HR	S	P	ERA	WHIP

BOTTOM

Washington Nationals @ Milwaukee Brewers

Miller Park, Milwaukee, WI

Mon Jun 23 2014, 7:12 PM - 10:21 PM CDT

Att. 31,102 - Roof Closed - 70 F

livebaseballscorecards.com

AB	28
R	0
H	3
RBI	0
BB	4
SO	10
LOB	9

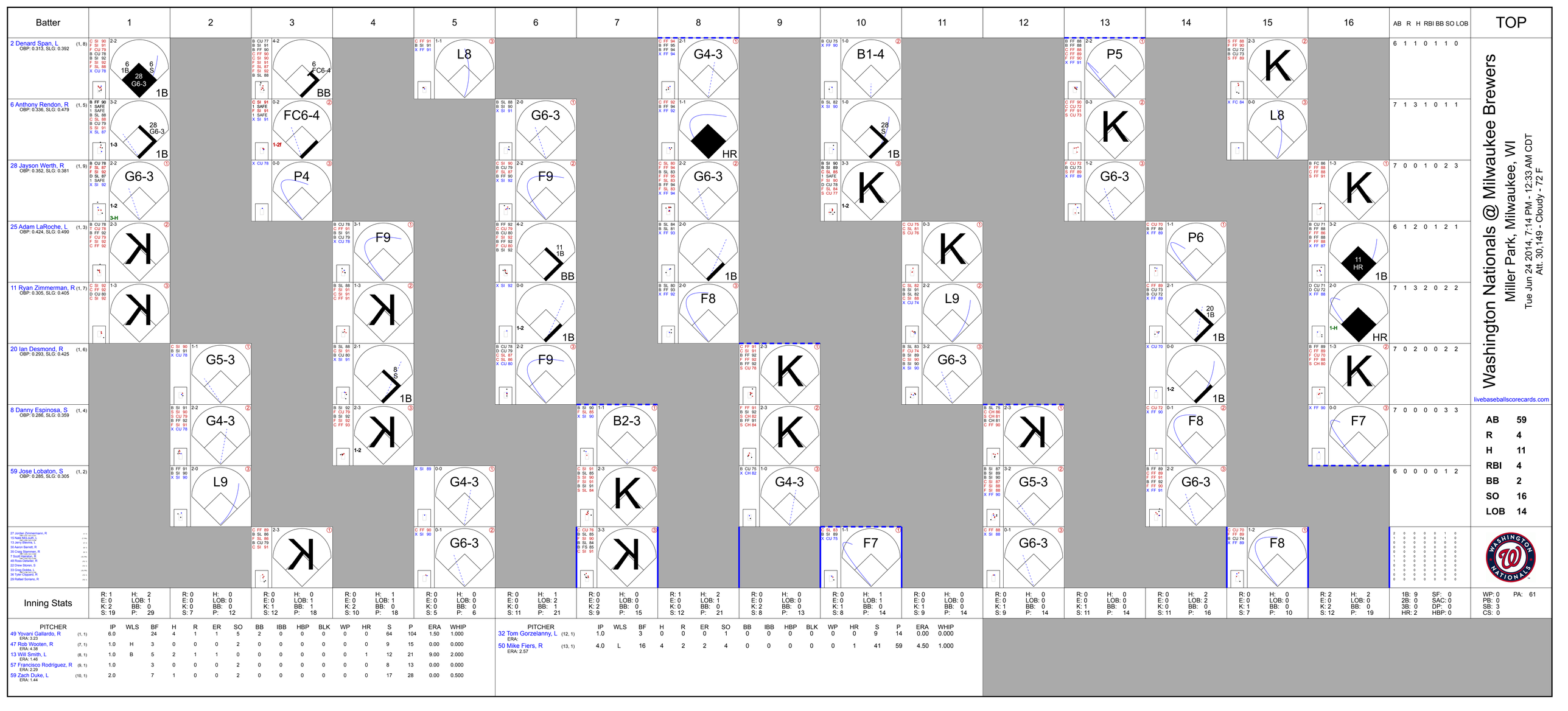
Batter
1
2
3
4
5
6
7
8
9
10
11
12
13
14
15
16
AB R H RBI BB SO LOB
TOP
2 Denard Span, L (1, 8) OBP: 0.313, SLG: 0.392
6 Anthony Rendon, R (1, 5) OBP: 0.336, SLG: 0.479
28 Jayson Werth, R (1, 9) OBP: 0.352, SLG: 0.381
25 Adam LaRoche, L (1, 3) OBP: 0.424, SLG: 0.490
11 Ryan Zimmerman, R (1, 7) OBP: 0.305, SLG: 0.405
20 Ian Desmond, R (1, 6) OBP: 0.293, SLG: 0.425
8 Danny Espinosa, S (1, 4) OBP: 0.286, SLG: 0.359
59 Jose Lobaton, S (1, 2) OBP: 0.285, SLG: 0.305
Washington Nationals @ Milwaukee Brewers
Miller Park, Milwaukee, WI
Tue Jun 24 2014, 7:14 PM - 12:33 AM CDT
Att. 30,149 - Cloudy - 72 F
livebaseballscorecards.com
AB 59
R 4
H 11
RBI 4
BB 2
SO 16
LOB 14
Inning Stats
PITCHER
IP WLS BF H R ER SO BB IBB HBP BLK WP HR S P ERA WHIP
49 Yovani Gallardo, R (1, 1) ERA: 3.23
47 Rob Wooten, R (7, 1) ERA: 4.38
13 Will Smith, L (8, 1) ERA: 1.46
57 Francisco Rodriguez, R (9, 1) ERA: 2.29
59 Zach Duke, L (10, 1) ERA: 1.44
32 Tom Gorzelanny, L (12, 1) ERA:
50 Mike Fiers, R (13, 1) ERA: 2.57
1B: 9 SF: 0
2B: 0 SAC: 0
3B: 0 DP: 0
HR: 2 HBP: 0
WP: 0 PA: 61
PB: 0
SB: 3
CS: 0

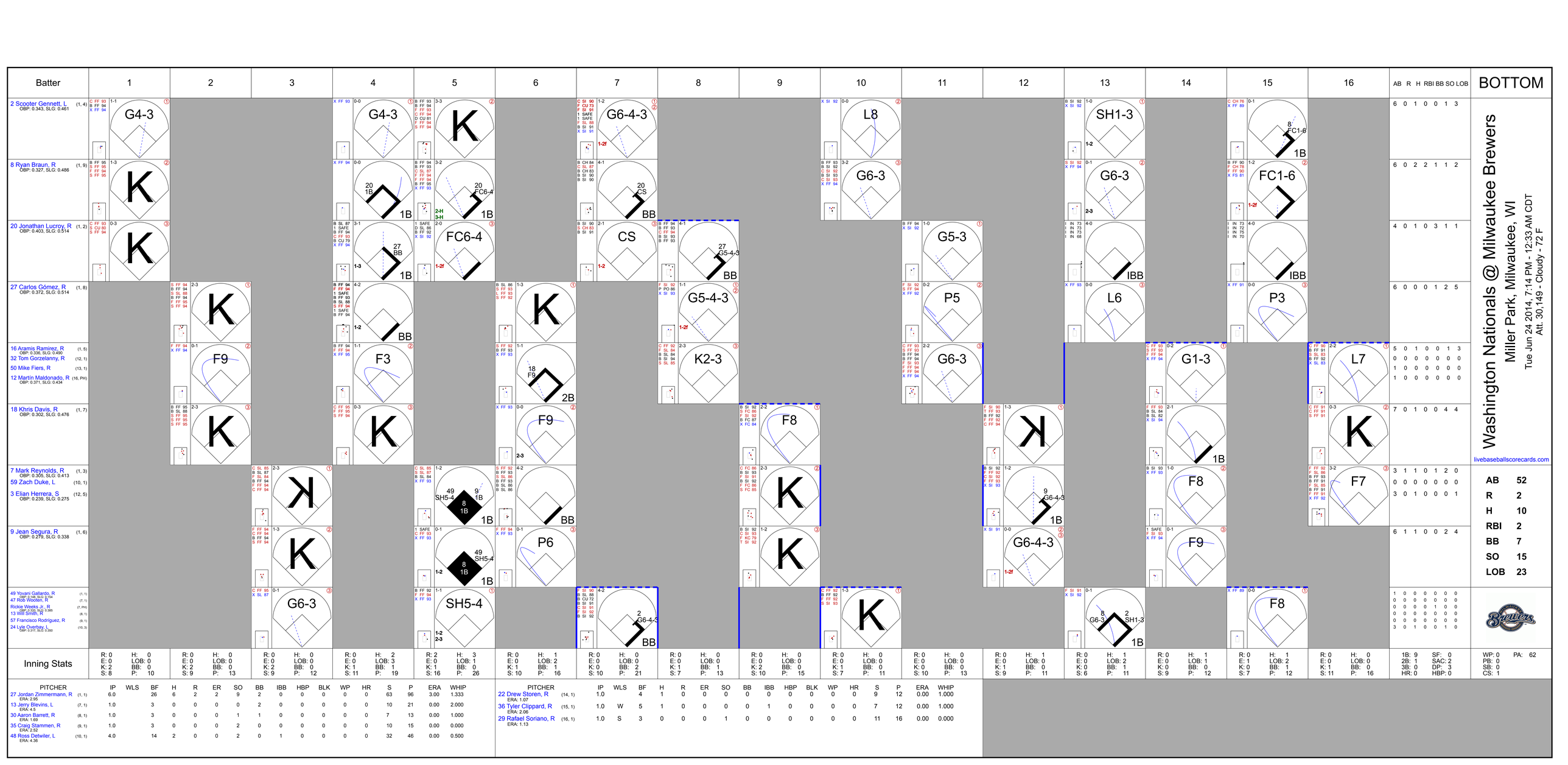
Batter
1
2
3
4
5
6
7
8
9
10
11
12
13
14
15
16
AB R H RBI BB SO LOB
BOTTOM
2 Scooter Gennett, L (1, 4) OBP: 0.343, SLG: 0.461
8 Ryan Braun, R (1, 9) OBP: 0.327, SLG: 0.486
20 Jonathan Lucroy, R (1, 2) OBP: 0.403, SLG: 0.514
27 Carlos Gómez, R (1, 8) OBP: 0.372, SLG: 0.514
16 Aramis Ramirez, R (1, 5) OBP: 0.336, SLG: 0.490
32 Tom Gorzelanny, R (12, 1)
50 Mike Fiers, R (13, 1)
12 Martín Maldonado, R (16, PH) OBP: 0.371, SLG: 0.434
18 Khris Davis, R (1, 7) OBP: 0.302, SLG: 0.476
7 Mark Reynolds, R (1, 3) OBP: 0.355, SLG: 0.413
59 Zach Duke, L (10, 1)
3 Elian Herrera, S (12, 5) OBP: 0.239, SLG: 0.275
9 Jean Segura, R (1, 6) OBP: 0.279, SLG: 0.338
49 Yovani Gallardo, R (1, 1) ERA: 0.54, SLG: 0.154
47 Rob Wooten, R (7, 1)
Rickie Weeks Jr., R (7, PH) OBP: 0.308, SLG: 0.385
13 Will Smith, LHP (8, 1)
57 Francisco Rodriguez, R (9, 1)
24 Lyle Overbay, L (10, 3) OBP: 0.317, SLG: 0.350
Inning Stats
PITCHER IP WLS BF H R ER SO BB IBB HBP BLK WP HR S P ERA WHIP
27 Jordan Zimmermann, R (1, 1) ERA: 2.95 6.0 26 6 2 2 9 2 0 0 0 0 0 63 96 3.00 1.333
13 Jerry Blevins, L (7, 1) ERA: 4.5 1.0 3 0 0 0 0 2 0 0 0 0 0 10 21 0.00 2.000
30 Aaron Barrett, R (8, 1) ERA: 1.69 1.0 3 0 0 0 1 1 0 0 0 0 0 7 13 0.00 1.000
35 Craig Stammen, R (9, 1) ERA: 2.52 1.0 3 0 0 0 2 0 0 0 0 0 0 10 15 0.00 0.000
48 Ross Detwiler, L (10, 1) ERA: 4.36 4.0 14 2 0 0 2 0 1 0 0 0 0 32 46 0.00 0.500
PITCHER IP WLS BF H R ER SO BB IBB HBP BLK WP HR S P ERA WHIP
22 Drew Storen, R (14, 1) ERA: 1.07 1.0 4 1 0 0 0 0 0 0 0 0 0 0 9 12 0.00 1.000
36 Tyler Clippard, R (15, 1) ERA: 2.06 1.0 W 5 1 0 0 0 0 1 0 0 0 0 7 12 0.00 1.000
29 Rafael Soriano, R (16, 1) ERA: 1.13 1.0 S 3 0 0 0 1 0 0 0 0 0 0 11 16 0.00 0.000
Washington Nationals @ Milwaukee Brewers
Miller Park, Milwaukee, WI
Tue Jun 24 2014, 7:14 PM - 12:33 AM CDT
Att. 30,149 - Cloudy - 72 F
livebaseballscorecards.com
AB 52
R 2
H 10
RBI 2
BB 7
SO 15
LOB 23
1B: 9 SF: 0
2B: 1 SAC: 2
3B: 0 DP: 3
HR: 0 HBP: 0
WP: 0 PA: 62
PB: 0
SB: 0
CS: 1

Batter	1	2	3	4	5	6	7	8	9	AB	R	H	RBI	BB	SO	LOB
2 Denard Span, L (1, 8) OBP: 0.309, SLG: 0.386	C FF 88 X FF 89 0-1 ① F9		B FF 90 C FF 89 B CH 80 C CH 79 F FF 90 X FF 90 2-2 ② P6		B FF 90 X FF 89 1-0 ③ F8			C FF 93 B FF 92 C FF 93 X FF 95 1-2 ① P2		4	0	0	0	0	0	0
19 Kevin Frandsen, R (1, 4) OBP: 0.285, SLG: 0.298	B FF 88 C FF 88 X FF 89 1-1 ② F9		C FF 90 F FF 89 X CH 79 0-2 ③ P2			F FF 88 F CH 77 B CH 77 B FF 88 B FF 88 F FF 89 F FF 89 F CH 79 F FF 89 3-2 ① X CH 78 G6-3		C FF 95 X SL 81 0-1 ② G6-3		4	0	0	0	0	0	0
11 Ryan Zimmerman, R (1, 7) OBP: 0.303, SLG: 0.395	C FF 88 X FF 88 0-1 ③ P5			C FF 90 B FF 89 B CH 80 B FF 90 B FF 91 4-1 25 WP 20 2B BB		B CU 76 C CH 80 X CH 78 1-1 ② F7		F FF 95 C FF 96 F SL 82 B FF 94 X SL 82 1-2 ③ P4		3	1	0	0	1	0	0
25 Adam LaRoche, L (1, 3) OBP: 0.421, SLG: 0.483		B CU 76 B FF 88 C FF 88 B CH 78 F FF 90 F FF 90 F FF 90 F CH 80 B FF 90 4-2 20 FC4-6 6 BB 15 FC3 BB		B CU 80 C FF 90 C FF 89 B FF 89 B CH 79 F FF 90 F FF 89 F CH 79 X FF 90 3-2 ① L8 1-2		C CU 75 X FF 89 0-1 ③ G4-3			B FF 93 F FF 92 B FF 95 X FF 93 2-1 ① G4-3	3	1	0	0	1	0	1
6 Anthony Rendon, R (1, 5) OBP: 0.335, SLG: 0.474		B FF 90 B FF 89 B FF 89 B FF 90 4-0 20 FC4-6 1-2 BB		T CH 80 C CH 80 B FF 90 C FF 90 1-3 ② K			B FF 88 B FF 88 F FF 88 C FF 89 F CH 77 F FF 89 X CH 78 2-2 ① G5-3		F FF 95 B FF 96 T FF 96 B SL 83 X FF 95 2-2 ② G6-3	3	0	0	0	1	1	1
20 Ian Desmond, R (1, 6) OBP: 0.296, SLG: 0.429		C CU 78 C FF 89 F FF 90 X CU 77 0-2 ① FC4-6 15 FC3 15 S 1-2f 2-3		X FF 90 0-0 2-H 2B			B CU 76 X CU 77 1-0 15 BB 1B		X SL 82 0-0 ③ G4-3	4	0	2	1	0	0	2
15 Nate McLouth, L (1, 9) OBP: 0.294, SLG: 0.235		1 SAFE 1 SAFE S FF 89 1 SAFE B FF 90 B FF 90 C CH 78 B FF 90 F CH 79 3-2 X CH 79 FC3 41 CS 1-3 3-H		B CU 77 C CH 78 B FF 90 F CH 81 B FF 89 S CH 79 3-3 ③ K			C FF 88 B FF 88 D CH 77 B FF 88 B FF 88 4-1 1-2 BB			2	0	0	1	1	1	2
41 Sandy León, S (1, 2) OBP: 0.234, SLG: 0.237		B CU 77 C CH 78 T CH 77 S CH 78 1-3 ② ③ K 1-2			C CH 78 C CH 78 X CH 76 0-2 ① G1-3		B SI 90 C SI 91 B SI 92 C SI 91 F SI 92 F SI 94 F CH 85 S CH 88 2-3 ② K			3	0	0	0	0	2	4
37 Stephen Strasburg, R (1, 1) OBP: 0.200, SLG: 0.067 55 Taylor Hill, R (5, 1)			C FF 89 B FF 90 B FF 90 F FF 90 F FF 90 X FF 90 2-2 ① G4-3		C FF 89 T FF 89 B CH 78 F FF 90 S FF 90 1-3 ② K		C SI 91 B SI 91 X SI 92 1-1 ③ G1-3			2 1	0 0	0 0	0 0	0 0	1 0	0 2
Inning Stats	R: 0 E: 0 K: 0 S: 6 H: 0 LOB: 0 BB: 0 P: 7	R: 1 E: 0 K: 1 S: 16 H: 0 LOB: 1 BB: 2 P: 28	R: 0 E: 0 K: 0 S: 11 H: 0 LOB: 0 BB: 0 P: 15	R: 1 E: 0 K: 2 S: 14 H: 1 LOB: 1 BB: 1 P: 25	R: 0 E: 0 K: 1 S: 8 H: 0 LOB: 0 BB: 0 P: 10	R: 0 E: 0 K: 0 S: 11 H: 0 LOB: 0 BB: 0 P: 15	R: 0 E: 0 K: 1 S: 15 H: 1 LOB: 2 BB: 1 P: 25	R: 0 E: 0 K: 0 S: 9 H: 0 LOB: 0 BB: 0 P: 11	R: 0 E: 0 K: 0 S: 6 H: 0 LOB: 0 BB: 0 P: 10	1B: 1 2B: 1 3B: 0 HR: 0 SF: 0 SAC: 0 DP: 0 HBP: 0						

TOP

Washington Nationals @ Milwaukee Brewers

Miller Park, Milwaukee, WI

Wed Jun 25 2014, 1:12 PM - 4:12 PM CDT

Att. 39,049 - Cloudy - 64 F

livebaseballscorecards.com

AB	29
R	2
H	2
RBI	2
BB	4
SO	5
LOB	12

WP: 1 PA: 33
PB: 0
SB: 1
CS: 1

PITCHER		IP	WLS	BF	H	R	ER	SO	BB	IBB	HBP	BLK	WP	HR	S	P	ERA	WHIP
41 Marco Estrada, R ERA: 5.06	(1, 1)	6.1	W	25	2	2	2	4	4	0	0	0	1	0	73	114	2.84	0.947
53 Brandon Kintzler, R ERA: 3.41	(7, 1)	0.2		2	0	0	0	1	0	0	0	0	0	0	8	11	0.00	0.000
45 Alfredo Figaro, R ERA: 1.8	(8, 1)	2.0		6	0	0	0	0	0	0	0	0	0	0	15	21	0.00	0.000

PITCHER		IP	WLS	BF	H	R	ER	SO	BB	IBB	HBP	BLK	WP	HR	S	P	ERA	WHIP

Batter	1	2	3	4	5	6	7	8	9	AB	R	H	RBI	BB	SO	LOB
2 Scooter Gennett, L (1, 4) OBP: 0.344, SLG: 0.473	C SI 94 X FF 94 0-1 ① F8	C FF 95 B CH 88 D CH 90 X FF 94 2-1 1-H 2-H 3-H HR			C CU 78 S CH 88 F CU 78 F FF 94 B CH 88 X FF 94 1-2 ① L3	X SI 91 0-0 9 G1-3 27 1B 2-H 1B		C SI 90 X CU 74 0-1 ① G4-3		5	2	2	5	0	0	0
9 Jean Segura, R (1, 6) OBP: 0.281, SLG: 0.339	C FF 94 X SI 94 0-1 ② F9	C FF 94 B FF 94 S FF 94 F FF 94 B CH 88 X SI 94 2-2 27 CS 1B			C CU 78 B SI 94 X SI 94 1-1 ② G6-3	C SL 85 S FF 92 B SI 91 X SI 92 1-2 ② G1-3 2-3		C SI 83 F SI 91 X SL 85 0-2 27 HBP 1B		5	0	2	0	0	0	1
27 Carlos Gómez, R (1, 8) OBP: 0.378, SLG: 0.524	B SI 96 X CU 80 1-0 24 S 1B	1 SAFE B FF 92 1-0 ③ CS 1-2	B FF 93 F SI 93 X FF 94 1-1 ① B1-3		F CH 88 X SI 94 0-1 18 1B 3B	T SI 92 X SI 92 0-1 24 1B 3-H 1B		H SI 90 1-0 24 G6-4-3 1-2 HBP		4	1	3	1	0	0	0
24 Lyle Overbay, L (1, 3) OBP: 0.319, SLG: 0.347	1 SAFE B SI 93 1 SAFE C FF 94 F FF 93 1 SAFE B CH 88 S CH 87 2-3 ③ K 1-2		C CU 79 X FF 94 0-1 ② L3		B CU 78 F CH 87 B CH 88 B FF 94 D CH 88 4-1 7 BB 18 1B BB	C SL 84 B FF 92 B CH 81 C CH 82 B SI 92 X SL 86 3-2 7 BB 1-3 1B		X CH 80 0-0 ② ③ G6-4-3 1-2f		4	1	1	0	1	1	3
7 Mark Reynolds, R (1, 5) OBP: 0.312, SLG: 0.414		C FF 94 B FF 94 B CU 79 S CH 87 X CH 88 2-2 3 2B 2 HR 1B	S FF 94 X FF 94 0-1 ③ F7		B FF 92 C CU 77 B SI 93 B FF 94 S FF 95 F FF 94 F SI 96 B FF 95 4-2 18 1B 1-2 BB	D SL 85 C SI 91 B SI 92 B SI 92 F SI 91 B SI 93 4-2 1-2 BB				2	1	1	0	2	0	0
18 Khris Davis, R (1, 7) OBP: 0.304, SLG: 0.487		F FF 93 S CU 78 X FF 93 0-2 ① F8		X SI 94 0-0 HR	B CU 79 B CH 87 X SI 96 2-0 1-3 2-H 3-H 1B	F SI 93 F SI 92 D CU 78 C SL 87 1-3 ③ K				4	1	2	3	0	1	4
3 Elian Herrera, S (1, 9) OBP: 0.240, SLG: 0.288		B CH 87 F SI 94 B SI 93 S CH 87 F CH 86 X SI 94 2-2 2 HR 1-3 2B		X SI 92 0-0 ① G1-3	C SI 90 B SI 91 B SI 91 T SL 83 X CU 77 2-2 ③ L4		C SI 90 B CU 76 B CH 81 B SI 92 X SI 89 3-1 ① L8			4	1	1	0	0	0	2
12 Martín Maldonado, R (1, 2) OBP: 0.379, SLG: 0.429		B CU 78 F FF 94 S CH 88 B CH 88 F CH 87 B FF 96 D CH 88 4-2 2 HR BB		B CU 78 C CU 77 F SI 94 B CH 86 X SI 93 2-2 ② G5-3		L SI 91 B SI 92 F SL 85 B CU 78 X SL 86 2-2 41 SH1-4 2 1B 1B		B FF 92 F SI 92 T SI 92 X SL 85 1-2 ② F8		3	2	1	0	1	0	0
41 Marco Estrada, R (1, 1) OBP: 0.200, SLG: 0.111 53 Brandon Kintzler, R (7, 1) Rickie Weeks Jr., R (7, PH) OBP: 0.331, SLG: 0.381 45 Alfredo Figaro, R (8, 1)		C FF 94 C CU 78 S CU 79 0-3 ② K		C SI 93 B SI 93 X SI 93 1-1 ③ G6-3		X FF 91 0-0 ① SH1-4 1-2	F SI 92 X SI 92	0-1 ③ G5-3		2 0 1 0	0 0 0 0	0 0 0 0	0 0 0 0	0 0 0 0	1 0 0 0	3 0 0 0
Inning Stats	R: 0 E: 0 K: 1 S: 8 H: 1 LOB: 1 BB: 0 P: 11	R: 4 E: 0 K: 1 S: 22 H: 4 LOB: 0 BB: 1 P: 35	R: 0 E: 0 K: 0 S: 6 H: 0 LOB: 0 BB: 0 P: 7	R: 1 E: 0 K: 0 S: 7 H: 1 LOB: 0 BB: 0 P: 10	R: 2 E: 0 K: 0 S: 18 H: 2 LOB: 2 BB: 2 P: 32	R: 2 E: 0 K: 1 S: 18 H: 4 LOB: 3 BB: 1 P: 29	R: 0 E: 0 K: 0 S: 7 H: 0 LOB: 0 BB: 0 P: 11	R: 0 E: 0 K: 0 S: 6 H: 1 LOB: 1 BB: 0 P: 7		1B: 9 2B: 1 3B: 1 HR: 2	SF: 0 SAC: 1 DP: 1 HBP: 1			WP: 0 PB: 0 SB: 1 CS: 1	PA: 41		

PITCHER		IP	WLS	BF	H	R	ER	SO	BB	IBB	HBP	BLK	WP	HR	S	P	ERA	WHIP
37 Stephen Strasburg, R ERA: 3.7	(1, 1)	4.2	L	24	8	7	7	2	3	0	0	0	0	2	58	90	13.50	2.357
55 Taylor Hill, R ERA: 5.4	(5, 1)	3.1		16	5	2	2	1	1	0	1	0	0	0	34	52	5.40	1.800

PITCHER	IP	WLS	BF	H	R	ER	SO	BB	IBB	HBP	BLK	WP	HR	S	P	ERA	WHIP

BOTTOM

Washington Nationals @ Milwaukee Brewers

Miller Park, Milwaukee, WI

Wed Jun 25 2014, 1:12 PM - 4:12 PM CDT

Att. 39,049 - Cloudy - 64 F

livebaseballscorecards.com

AB	34
R	9
H	13
RBI	9
BB	4
SO	3
LOB	13

Batter	1	2	3	4	5	6	7	8	9	AB	R	H	RBI	BB	SO	LOB
2 Denard Span, L (1, 8) OBP: 0.312, SLG: 0.395	B FF 86 C FF 87 X CU 72 1-1 G6-3		B FC 83 X CU 72 1-0 G3			C FF 87 B FC 85 X CU 72 1-1 6 1B 2B	B FF 88 C FC 86 X FC 86 1-1 2-H 3-H 2B			4	1	2	2	0	0	0
6 Anthony Rendon, R (1, 5) OBP: 0.334, SLG: 0.471	C SI 86 S CU 74 B FC 85 F FF 89 B CU 74 F FC 86 X FF 89 2-2 G1-3		B FC 84 F SI 87 B CU 74 X FC 86 2-1 P3			B SI 87 X FC 85 1-0 25 G4-6-3 28 BB 2-H 1B	B FF 93 X FF 93 1-0 P3			4	0	1	1	0	0	0
28 Jayson Werth, R (1, 9) OBP: 0.353, SLG: 0.381	C SI 87 C FC 86 X SL 76 0-2 1B		B FF 88 C FC 86 B FC 86 C FF 88 X FC 86 2-2 G1-3			B SI 88 B FC 86 B FC 86 C SI 87 B FC 85 4-1 25 G4-6-3 1-2 BB		B FF 94 B SI 94 B FF 95 C FF 94 X SI 94 3-1 G5-3		3	0	1	0	1	0	0
25 Adam LaRoche, L (1, 3) OBP: 0.419, SLG: 0.479	B FC 87 S FC 85 F FF 88 B FC 85 1 SAFE F SL 80 T FF 88 2-2 K			B CU 70 C FC 84 F FF 89 B SL 80 F SL 80 X FC 85 2-2 G3		X FC 86 0-0 G4-6-3 1-2f 2-3		B FF 94 X FF 94 1-0 11 G5-4-3 1B		4	0	1	0	0	1	3
11 Ryan Zimmerman, R (1, 7) OBP: 0.309, SLG: 0.402		B SI 86 B CH 80 X SI 88 2-0 40 1B 2B		B FF 88 C FC 87 X FC 87 1-1 F9		B FC 86 B FC 85 C CU 71 B FC 86 B CU 71 4-1 BB		B FF 95 B SI 94 F SI 95 X SI 95 2-1 G5-4-3 1-2f		3	0	1	0	1	0	1
20 Ian Desmond, R (1, 6) OBP: 0.292, SLG: 0.423		B SI 86 B FC 84 X FF 87 2-0 L9		S FC 86 F FC 86 T FF 88 0-2 K		S FC 86 F FC 86 F FF 90 S FF 88 0-3 K			B FF 94 B FF 94 B FF 94 C FF 95 C FF 95 F FF 95 X FF 95 3-2 G6-3	4	0	0	0	0	2	3
40 Wilson Ramos, R (1, 2) OBP: 0.330, SLG: 0.379		C SI 86 X FC 85 0-1 8 BB 2-H 1B			C FC 86 X FC 85 0-1 8 G6-4-3 1B	F FF 86 B FC 85 B CH 78 B FC 86 F SI 88 B FF 89 4-2 58 SH5-4 8 BB 2 2B BB			T FF 95 S FF 96 X FF 95 0-2 G4-3	3	1	2	0	1	0	0
8 Danny Espinosa, S (1, 4) OBP: 0.289, SLG: 0.356		B FC 85 D CH 79 B CH 78 C FC 87 D CH 79 4-1 1-2 BB			B SI 86 X SI 87 1-0 G6-4-3 1-2f	B FC 84 B SI 88 B FC 85 C FF 87 B SI 87 4-1 58 SH5-4 2 2B 1-2 BB			S FF 96 F FF 96 F FF 96 S SI 95 0-3 K	2	1	0	0	2	1	1
58 Doug Fister, L (1, 1) OBP: 0.056, SLG: 0.056 35 Craig Stammen, R (7, 1) OBP: 0.250, SLG: 0.500		X FC 86 0-0 L9			C FC 86 S FC 87 S FF 88 0-3 K	X FC 86 0-0 SH5-4 1-2 2-3				2 0	0 0	0 0	0 0	0 0	1 0	2 0
Inning Stats	R: 0 E: 0 K: 1 S: 14 H: 1 LOB: 1 BB: 0 P: 19	R: 0 E: 0 K: 0 S: 6 H: 2 LOB: 2 BB: 1 P: 14	R: 0 E: 0 K: 0 S: 6 H: 0 LOB: 0 BB: 0 P: 11	R: 0 E: 0 K: 1 S: 9 H: 0 LOB: 0 BB: 0 P: 12	R: 0 E: 0 K: 1 S: 6 H: 1 LOB: 0 BB: 0 P: 7	R: 1 E: 0 K: 1 S: 10 H: 2 LOB: 2 BB: 2 P: 20	R: 2 E: 0 K: 0 S: 7 H: 1 LOB: 0 BB: 2 P: 17	R: 0 E: 0 K: 0 S: 5 H: 1 LOB: 0 BB: 0 P: 11	R: 0 E: 0 K: 1 S: 11 H: 0 LOB: 0 BB: 0 P: 14	1B: 5 2B: 3 3B: 0 HR: 0 SF: 0 SAC: 1 DP: 3 HBP: 0						

PITCHER		IP	WLS	BF	H	R	ER	SO	BB	IBB	HBP	BLK	WP	HR	S	P	ERA	WHIP
37 Travis Wood, L ERA: 4.52	(1, 1)	6.2		28	7	3	3	4	5	0	0	0	0	0	57	98	4.05	1.800
54 Neil Ramírez, R ERA: 1.33	(7, 1)	0.1	W	1	0	0	0	0	0	0	0	0	0	0	1	2	0.00	0.000
46 Pedro Strop, R ERA: 3.2	(8, 1)	1.0	H	3	1	0	0	0	0	0	0	0	0	0	5	11	0.00	1.000
56 Héctor Rondón, R ERA: 3.68	(9, 1)	1.0	S	3	0	0	0	1	0	0	0	0	0	0	11	14	0.00	0.000

PITCHER	IP	WLS	BF	H	R	ER	SO	BB	IBB	HBP	BLK	WP	HR	S	P	ERA	WHIP

TOP

Washington Nationals @ Chicago Cubs

Wrigley Field, Chicago, IL

Thu Jun 26 2014, 7:05 PM - 9:46 PM CDT

Att. 28,867 - Overcast - 59 F

livebaseballscorecards.com

AB	29
R	3
H	8
RBI	3
BB	5
SO	5
LOB	10

WP: 0 PA: 35
PB: 0
SB: 0
CS: 0

Batter	1	2	3	4	5	6	7	8	9	AB	R	H	RBI	BB	SO	LOB
6 Ryan Sweeney, L (1, 7) OBP: 0.238, SLG: 0.234	C SI 84 B SI 85 B SI 84 B SI 86 X SI 86 3-1 G5-3 ①		B FC 84 C SI 86 X CH 77 1-1 L8 ③		C CH 77 X FC 85 0-1 G1 ②		C SI 89 B SI 88 B KC 79 B SI 90 F SI 90 X SI 91 3-2 FC3-6 ② 20 2B 1-2f 2-3			4	1	0	0	0	0	2
20 Justin Ruggiano, R (1, 9) OBP: 0.333, SLG: 0.385 (2, 8)	C SI 85 B FF 86 X SI 87 1-1 G4-3 ②			S SI 84 B FC 83 C SI 85 F SI 86 F FC 82 X SI 88 1-2 44 2B 13 1B 1B	S CU 71 X FC 84 0-1 L9 ③		B FC 86 B FC 83 C FC 83 X SI 90 2-1 1-H 3-H 2B ③			4	1	2	2	0	0	0
44 Anthony Rizzo, L (1, 3) OBP: 0.403, SLG: 0.531	B SI 87 X SI 86 1-0 1B			1 SAFE F FC 84 B SI 86 F SI 88 B FC 82 D CU 71 F CH 78 F SI 87 1 SAFE 3-2 X FC 86 13 1B 1-3 2B		X CH 76 0-0 13 G5-4-3 1B		F SI 91 B SI 90 B FC 86 F SI 92 X FC 84 2-2 F7 ①		4	1	3	0	0	0	0
13 Starlin Castro, R (1, 6) OBP: 0.332, SLG: 0.476	C SI 85 X SI 86 0-1 F8 ③			C SI 88 X SI 88 0-1 5 WP 5 1B 2-H 3-H 1B		C SI 84 B FC 80 X SI 85 1-1 G5-4-3 ① ② 1-2f		B FC 83 F SI 91 X SI 91 1-1 F9 ②		4	1	1	2	0	0	2
24 Luis Valbuena, L (1, 5) OBP: 0.357, SLG: 0.430		B SI 85 B SI 85 F SI 87 L SI 88 B FC 85 S CH 77 3-3 K ①		X SI 88 0-0 P5 ①		B CU 71 B CU 71 C SI 87 B CH 78 F SI 86 F SI 88 F SI 88 X SI 88 3-2 3B		C SI 91 B KC 80 C KC 79 B KC 79 B FC 85 F SI 91 X SI 91 3-2 G4-3 ③		4	0	1	0	0	1	1
5 Welington Castillo, R (1, 2) OBP: 0.284, SLG: 0.384		F SI 87 B FC 82 C SI 88 B CH 80 F SI 89 F SI 88 B SI 88 F SI 88 X SI 88 3-2 F8 ②		B FC 82 F SI 87 C CU 72 F SI 87 X FC 81 1-2 1-H 1B		X SI 86 0-0 L8 ③				3	0	1	1	0	0	1
21 Junior Lake, R (1, 8) OBP: 0.269, SLG: 0.420 19 Nate Schierholtz, L (2, 9) OBP: 0.254, SLG: 0.300		C SI 87 F FC 86 B FC 83 F SI 88 F FC 86 F SI 88 B FF 88 F SI 88 X FF 86 2-2 L5 ③		F CH 80 S SI 88 D CU 73 B FC 86 B SI 88 F SI 88 F SI 88 X SI 88 3-2 F7 ②			F SI 91 F SI 90 B KC 78 S FC 85 1-3 K ①			0 3	0 0	0 0	0 0	0 0	0 1	0 1
15 Darwin Barney, R (1, 4) OBP: 0.252, SLG: 0.296			F SI 85 B SI 85 X SI 86 1-1 G6-3 ①	C SI 87 C CH 78 B FC 81 F SI 87 B CU 72 B SI 88 F SI 87 F SI 86 X FF 87 3-2 G4-3 ③			C SI 90 S FC 86 X FC 83 0-2 6 FC3-6 20 2B 2B			3	1	1	0	0	0	1
37 Travis Wood, R (1, 1) OBP: 0.294, SLG: 0.500 54 Neil Ramírez, R (7, 1) 8 Chris Coghlan, L (7, PH) OBP: 0.283, SLG: 0.341 46 Pedro Strop, R (8, 1) 56 Héctor Rondón, R (9, 1)			X SI 85 0-0 F8 ②		F SI 85 C SI 87 X FC 83 0-2 P6 ①		B SI 90 S SI 88 B SI 90 F SI 89 B FC 84 D FC 83 4-2 6 FC3-6 BB			2 0 0 0 0	0 0 0 0 0	0 0 0 0 0	0 0 1 0 0	0 0 0 0 0	0 0 0 0 0	0 0 0 0 0
Inning Stats	R: 0 E: 0 K: 0 S: 7 H: 1 LOB: 1 BB: 0 P: 12	R: 0 E: 0 K: 1 S: 16 H: 0 LOB: 0 BB: 0 P: 24	R: 0 E: 0 K: 0 S: 5 H: 0 LOB: 0 BB: 0 P: 7	R: 3 E: 0 K: 0 S: 28 H: 4 LOB: 1 BB: 0 P: 39	R: 0 E: 0 K: 0 S: 7 H: 0 LOB: 0 BB: 0 P: 7	R: 0 E: 0 K: 0 S: 9 H: 2 LOB: 1 BB: 0 P: 13	R: 2 E: 0 K: 1 S: 13 H: 2 LOB: 1 BB: 1 P: 23	R: 0 E: 0 K: 0 S: 9 H: 0 LOB: 0 BB: 0 P: 15		1B: 5 2B: 3 3B: 1 HR: 0	SF: 0 SAC: 0 DP: 1 HBP: 0			WP: 1 PB: 0 SB: 0 CS: 0	PA: 32	

PITCHER	IP	WLS	BF	H	R	ER	SO	BB	IBB	HBP	BLK	WP	HR	S	P	ERA	WHIP
58 Doug Fister, R (1, 1) ERA: 2.83	6.0		24	7	3	3	1	0	0	0	0	1	0	72	102	4.50	1.167
35 Craig Stammen, R (7, 1) ERA: 2.83	2.0	L	8	2	2	2	1	1	0	0	0	0	0	22	38	9.00	1.500

PITCHER	IP	WLS	BF	H	R	ER	SO	BB	IBB	HBP	BLK	WP	HR	S	P	ERA	WHIP

BOTTOM

Washington Nationals @ Chicago Cubs

Wrigley Field, Chicago, IL

Thu Jun 26 2014, 7:05 PM - 9:46 PM CDT

Att. 28,867 - Overcast - 59 F

livebaseballscorecards.com

AB	31
R	5
H	9
RBI	5
BB	1
SO	2
LOB	8

Washington Nationals @ Chicago Cubs

Wrigley Field, Chicago, IL

Fri Jun 27 2014, 3:09 PM - 5:57 PM CDT

Att. 30,683 - Sunny - 83 F

TOP

livebaseballscorecards.com

Batter	1	2	3	4	5	6	7	8	9	AB	R	H	RBI	BB	SO	LOB
2 Denard Span, L (1, 8) OBP: 0.308, SLG: 0.389	C FF 93 C SI 93 B SL 81 B SL 81 X SI 93 2-2 ① G4-3		S FF 92 C CU 75 B SL 81 B CU 74 B SL 81 X SI 93 3-2 ① G6-3		C FF 92 B CU 77 F SL 82 B SL 81 B SI 92 C FF 92 3-3 ③ K			C FF 90 F SL 84 C FF 92 0-3 ② K		4	0	0	0	0	2	1
6 Anthony Rendon, R (1, 5) OBP: 0.336, SLG: 0.472	X FF 94 0-0 ② F7		B SL 81 C SL 83 F FF 93 B SI 93 X SL 81 2-2 25 CS 1B			B SL 82 C SL 82 X FF 92 1-1 ① P3		B FF 90 D KC 80 X FF 90 2-0 28 FC6-4 1B 1-2		4	0	2	0	0	0	0
28 Jayson Werth, R (1, 9) OBP: 0.349, SLG: 0.376	C FF 93 B FF 93 B SL 84 X SI 92 2-1 ③ F8		C FF 93 1 SAFE B FF 92 1 SAFE F FF 93 B FF 92 F SL 82 X SI 93 2-2 ② F9			B SL 80 C SL 82 F SI 92 X SL 80 1-2 ② F9		C KC 79 B FF 91 B KC 79 X CH 86 2-1 ③ FC6-4 1-2f		4	0	0	0	0	0	3
25 Adam LaRoche, L (1, 3) OBP: 0.420, SLG: 0.493		B SI 92 B CU 76 X SI 92 2-0 ① 11 2B 1B	B SI 93 C FF 93 1-1 ③ CS 1-2	B CU 74 B SI 91 X SI 91 2-0 HR		B CU 76 B CH 85 S CH 85 B SL 82 C FF 92 C FF 92 3-3 ③ K			B FF 94 B FF 92 X FF 94 2-0 ① P6	4	2	2	1	0	1	0
11 Ryan Zimmerman, R (1, 7) OBP: 0.307, SLG: 0.405		X FF 92 0-0 ① 20 FC5-2 2B 1-H		C SL 82 B FF 92 F CH 85 F FF 93 F FF 92 X SL 81 1-2 ① L9			C SI 91 B CH 84 F SI 91 F FF 93 F SI 93 C SL 81 1-3 ① K		C FF 93 B SL 85 B SL 85 X FF 95 2-1 ② L9	4	0	1	1	0	1	0
40 Wilson Ramos, R (1, 2) OBP: 0.336, SLG: 0.378		S SL 82 F SL 82 B SL 80 B SI 92 B SL 82 B SL 82 F SL 80 B SL 82 4-2 8 WP 20 FC5-2 BB		X SI 92 0-0 ② G6-3			C SL 82 B SL 82 B SL 81 F FF 92 X SL 80 2-2 20 G6-4-3 1B		B FF 95 X FF 95 1-0 ③ G3-1	3	0	1	0	1	0	0
20 Ian Desmond, R (1, 6) OBP: 0.290, SLG: 0.419		F SI 93 X SL 82 0-1 ① FC5-2 8 WP 1-2 3-H		S SL 82 B SL 82 C SL 82 B SL 82 F FF 92 S SL 81 2-3 ③ K			B SI 91 B SI 91 X SI 92 2-0 ② ③ G6-4-3 1-2f			3	0	0	0	0	1	3
8 Danny Espinosa, S (1, 4) OBP: 0.286, SLG: 0.351		C CU 76 S SL 82 S SL 81 0-3 ② K 1-2 2-3			C CU 74 L SI 92 B SL 80 S FF 92 1-3 ① K			B FF 90 S CH 85 C CH 86 B SL 84 B KC 79 X FF 90 3-2 ① P3		3	0	0	0	0	2	2
57 Tanner Roark, R (1, 1) OBP: 0.154, SLG: 0.154 13 Jerry Blevins, L (7, 1) 30 Aaron Barrett, R (7, 1) 19 Kevin Frandsen, R (8, PH) OBP: 0.290, SLG: 0.303 55 Taylor Hill, R (8, 1)		C FF 93 B SL 82 X SI 94 1-1 ③ G1-3			C SL 81 B FF 93 X FF 92 1-1 ② G4-3			B FF 89 C CH 85 X CH 86 1-1 6 1B 1B		2 0 0 1 0	0 0 0 0 0	0 0 0 1 0	0 0 0 0 0	0 0 0 0 0	0 0 0 0 0	2 0 0 0 0
Inning Stats	R: 0 E: 0 K: 0 S: 6 H: 0 LOB: 0 BB: 0 P: 10	R: 1 E: 0 K: 1 S: 12 H: 2 LOB: 2 BB: 1 P: 19	R: 0 E: 0 K: 0 S: 11 H: 1 LOB: 0 BB: 0 P: 19	R: 1 E: 0 K: 1 S: 11 H: 1 LOB: 0 BB: 0 P: 16	R: 0 E: 0 K: 2 S: 8 H: 0 LOB: 0 BB: 0 P: 13	R: 0 E: 0 K: 1 S: 8 H: 0 LOB: 0 BB: 0 P: 13	R: 0 E: 0 K: 1 S: 9 H: 1 LOB: 0 BB: 0 P: 14	R: 0 E: 0 K: 1 S: 11 H: 2 LOB: 2 BB: 0 P: 19	R: 0 E: 0 K: 0 S: 4 H: 0 LOB: 0 BB: 0 P: 9	1B: 5 2B: 1 3B: 0 HR: 1	SF: 0 SAC: 0 DP: 1 HBP: 0					

	AB	32
	R	2
	H	7
	RBI	2
	BB	1
	SO	7
	LOB	11

	WP: 1	PA: 34
	PB: 0	
	SB: 0	
	CS: 1	

PITCHER		IP	WLS	BF	H	R	ER	SO	BB	IBB	HBP	BLK	WP	HR	S	P	ERA	WHIP
39 Jason Hammel, R ERA: 2.98	(1, 1)	6.1	W	24	5	2	2	6	1	0	0	0	1	1	64	101	2.84	0.947
63 Brian Schlitter, R ERA: 2.78	(7, 1)	0.2	H	1	0	0	0	0	0	0	0	0	0	0	1	3	0.00	0.000
53 Wesley Wright, L ERA: 2.45	(8, 1)	1.0		5	2	0	0	1	0	0	0	0	0	0	11	19	0.00	2.000
52 Justin Grimm, R ERA: 3.03	(9, 1)	1.0		3	0	0	0	0	0	0	0	0	0	0	4	9	0.00	0.000

PITCHER		IP	WLS	BF	H	R	ER	SO	BB	IBB	HBP	BLK	WP	HR	S	P	ERA	WHIP

Batter	1	2	3	4	5	6	7	8	9	AB	R	H	RBI	BB	SO	LOB
6 Ryan Sweeney, L (1, 9) OBP: 0.245, SLG: 0.242	C SI 90 X SI 91 0-1 L6	C SI 93 C SI 93 F SL 85 B SI 94 X SI 93 1-2 F6		C SI 93 X SI 93 0-1 20 1B 2-H 3-H 1B		B CU 74 B SI 91 X SI 91 2-0 F7		B SI 90 C FF 89 F SL 83 B SI 91 B SI 91 X SI 89 3-2 1B		5	0	2	2	0	0	3
20 Justin Ruggiano, R (1, 8) OBP: 0.336, SLG: 0.396	F SI 91 B SI 92 F SL 84 B SI 93 F CU 75 X SI 93 2-2 G4-3	C SL 86 S SI 94 B SI 94 B SI 94 F CH 85 S SL 86 2-3 K		X SL 85 0-0 1-2 1B			F SL 87 B CH 84 B SL 86 X SL 88 2-1 44 WP 12 2B 2B	B SI 84 X SL 83 1-0 L9		5	1	2	0	0	1	3
44 Anthony Rizzo, L (1, 3) OBP: 0.400, SLG: 0.525	B SI 92 S CH 82 B SI 92 C SI 92 X SI 92 2-2 1B		B CH 82 C SI 90 X CH 82 1-1 G4-3	X CH 82 0-0 F8			C SI 91 B SI 90 S CU 75 X CU 74 1-2 P6 2-3	S CH 80 B SI 91 X SI 91 1-1 G5-3		5	0	1	0	0	0	4
13 Starlin Castro, R (1, 6) OBP: 0.331, SLG: 0.471	C SI 92 C SL 85 F SL 85 X SI 93 0-2 L9		B CU 72 C CU 72 F SI 91 X SI 93 1-2 G5-3		C SL 84 X SL 83 0-1 G5-3		I IN 67 I IN 70 I IN 71 I IN 68 4-0 24 BB 12 2B IBB			3	1	0	0	1	0	1
24 Luis Valbuena, L (1, 5) OBP: 0.359, SLG: 0.433		C SI 91 S SI 92 B CH 84 B CH 83 B SI 93 F SI 92 X CH 83 3-2 12 1B 2B	B SI 91 B SI 90 F SI 92 B SI 91 X SI 91 3-1 F8		C CH 82 B SI 91 F CH 83 B CU 75 F CU 74 B SI 92 F SI 92 X SI 92 3-2 F9		B CU 73 B SI 91 F SI 90 F SI 91 B CU 75 B SI 91 4-2 12 2B 1-2 BB			3	2	1	0	1	0	0
8 Chris Coghlan, L (1, 7) OBP: 0.291, SLG: 0.348		S SI 93 F SI 93 B SI 94 F CH 84 F SI 94 F SI 93 B SI 94 F CU 76 X SI 94 2-2 12 1B 15 1B 1B		X SI 90 0-0 15 G6-3 12 1B 6 1B 1B	C CU 74 C SI 92 X CU 75 0-2 G6-3		B SI 90 B SI 90 F SI 90 B SI 90 F SI 90 C SI 90 3-3 K			4	2	2	0	0	1	3
12 John Baker, L (1, 2) OBP: 0.252, SLG: 0.216		S SI 93 X CH 85 0-1 39 FC1-5 15 1B 1-3 2-H 1B		1 SAFE 1 SAFE B SI 90 1 SAFE F SI 91 1 SAFE 1 SAFE X SI 92 1-1 15 G6-3 6 1B 1-2 1B		B SI 89 S SI 90 F CU 73 B CH 82 B CH 82 B SI 92 4-2 15 L4-3 BB	C SI 90 X CU 73 0-1 1-H 2-H 3-H 2B			3	1	3	4	1	0	0
15 Darwin Barney, R (1, 4) OBP: 0.251, SLG: 0.295		C SL 86 X SL 85 0-1 39 FC1-5 1-2 3-H 1B		D SI 93 X SI 92 1-0 G6-3 1-2 2-3		C SI 92 X SI 91 0-1 L4-3 1-1	C SL 84 D FF 92 S SL 83 B SI 94 S SL 83 2-3 K2-3			4	0	1	1	0	1	4
39 Jason Hammel, R (1, 1) OBP: 0.152, SLG: 0.125 63 Brian Schlitter, R (7, 1) OBP: 1.000, SLG: 1.000 53 Wesley Wright, R (8, 1) 19 Nate Schierholtz, L (8, PH) OBP: 0.253, SLG: 0.299 52 Justin Grimm, R (9, 1)		L SI 91 B SI 92 X SI 92 1-1 FC1-5 1-2 2-3f		L SL 84 C SI 93 S SL 84 0-3 K		X SI 90 0-0 1B		B SI 90 X FF 90 1-0 P4		3 0 0 1 0	0 0 0 0 0	1 0 0 0 0	0 0 0 0 0	0 0 0 0 0	1 0 0 0 0	4 0 0 0 0
Inning Stats	R: 0 E: 0 K: 0 S: 13 H: 1 LOB: 1 BB: 0 P: 17	R: 2 E: 0 K: 1 S: 25 H: 4 LOB: 2 BB: 0 P: 34	R: 0 E: 0 K: 0 S: 7 H: 0 LOB: 0 BB: 0 P: 12	R: 2 E: 0 K: 1 S: 11 H: 4 LOB: 2 BB: 0 P: 13	R: 0 E: 0 K: 0 S: 10 H: 0 LOB: 0 BB: 0 P: 13	R: 0 E: 0 K: 0 S: 6 H: 1 LOB: 1 BB: 1 P: 12	R: 3 E: 0 K: 2 S: 15 H: 2 LOB: 1 BB: 2 P: 31	R: 0 E: 0 K: 0 S: 7 H: 1 LOB: 1 BB: 0 P: 13		1B: 10 2B: 4 3B: 0 HR: 0 SF: 0 SAC: 0 DP: 1 HBP: 0				WP: 1 PB: 0 SB: 0 CS: 0 PA: 39		

PITCHER		IP	WLS	BF	H	R	ER	SO	BB	IBB	HBP	BLK	WP	HR	S	P	ERA	WHIP
57 Tanner Roark, R ERA: 2.98	(1, 1)	6.0	L	28	10	4	4	2	1	0	0	0	0	0	72	101	6.00	1.833
13 Jerry Blevins, L ERA: 5.34	(7, 1)	0.2		6	2	3	3	1	1	1	0	0	1	0	12	26	40.50	4.500
30 Aaron Barrett, R ERA: 1.67	(7, 1)	0.1		1	0	0	0	1	0	0	0	0	0	0	3	5	0.00	0.000
55 Taylor Hill, R ERA: 4.15	(8, 1)	1.0		4	1	0	0	0	0	0	0	0	0	0	7	13	0.00	1.000

PITCHER	IP	WLS	BF	H	R	ER	SO	BB	IBB	HBP	BLK	WP	HR	S	P	ERA	WHIP

BOTTOM

Washington Nationals @ Chicago Cubs

Wrigley Field, Chicago, IL

Fri Jun 27 2014, 3:09 PM - 5:57 PM CDT

Att. 30,683 - Sunny - 83 F

livebaseballscorecards.com

AB	36
R	7
H	13
RBI	7
BB	3
SO	4
LOB	22

Washington Nationals @ Chicago Cubs

Wrigley Field, Chicago, IL

Sat Jun 28 2014, 12:05 PM - 2:46 PM CDT

Att. 35,770 - Cloudy - 83 F

TOP

livebaseballscorecards.com

Batter	1	2	3	4	5	6	7	8	9	AB	R	H	RBI	BB	SO	LOB
2 Denard Span, L (1, 8) OBP: 0.313, SLG: 0.392	B SI 89 C SI 89 X FS 86 1-1 ① G4-3			B CU 79 F SI 91 F SI 92 F CU 80 B FF 87 B SI 92 B FF 88 4-2 11 FC6-4 6 1B BB		B SI 90 B FS 83 X SI 90 2-0 6 2B 1B		X FF 93 0-0 6 3B 1B		3	1	2	0	1	0	0
6 Anthony Rendon, R (1, 5) OBP: 0.341, SLG: 0.485	X FF 90 0-0 ② F8			1 SAFE C FF 88 X SI 92 0-1 11 FC6-4 1-2 1B		1 SAFE C CU 79 B FF 87 B FC 88 C SI 92 X CU 79 2-2 ② 11 PB 25 WP 1-2 2B		X FF 92 0-0 25 SF7 1-H 3B		4	2	3	1	0	0	0
11 Ryan Zimmerman, R (1, 7) OBP: 0.313, SLG: 0.398	C SI 90 C FS 86 S FF 88 0-3 ③ K			B SI 91 X FF 88 1-0 ① FC6-4 1-2f 2-3		B SI 92 B FS 85 B SI 92 B FF 88 4-0 25 WP 2-3 BB		B FF 94 C SI 93 B FF 93 B SL 84 B FF 95 4-1 20 FC6-4 BB		2	0	0	0	2	1	2
25 Adam LaRoche, L (1, 3) OBP: 0.417, SLG: 0.489		B CU 76 F SI 90 C CU 77 B CU 79 S FS 86 2-3 ① K		C SI 91 C SI 92 F SI 90 X CU 80 0-2 ② L4		S CU 79 B FS 86 I IN 73 I IN 73 I IN 73 4-1 1-2 3-H IBB		B SL 84 X SL 83 1-0 ② SF7 3-H		2	0	0	1	1	1	2
20 Ian Desmond, R (1, 6) OBP: 0.286, SLG: 0.414		F FF 87 B FF 88 F CU 81 C FF 91 1-3 ② K		D FF 88 B FF 91 F SI 93 1 SAFE B SI 91 X FF 89 3-1 ③ F8		B FF 88 F FF 88 C SI 92 B FF 90 C SI 93 2-3 ③ K		X SI 90 0-0 ③ FC6-4 1-2f		4	0	0	0	0	2	5
19 Kevin Frandsen, R (1, 4) 29 Rafael Soriano, R (9, 1)		C FF 90 B FF 88 B FF 89 F SI 91 B CU 78 X FF 90 3-2 ③ G4-3			B FF 87 C SI 90 S CU 80 B CU 82 F FF 90 X FS 87 2-2 ① G5-3		C SI 92 X SI 91 0-1 ① L9		C FF 90 B CH 83 B CH 83 F CH 82 F FF 92 X SL 84 2-2 ① F9	4 0	0 0	0 0	0 0	0 0	0 0	0 0
15 Nate McLouth, L (1, 9) OBP: 0.300, SLG: 0.244			F SI 89 B CU 79 C SI 90 X FS 87 1-2 59 G4-6-3 1B		C CU 80 F SI 89 C SI 91 0-3 ② K		B SI 90 F SI 91 B SI 91 F SI 92 X SI 93 2-2 ② G3		C CU 74 X SI 89 0-1 1B	4	0	2	0	0	1	0
59 Jose Lobaton, S (1, 2) OBP: 0.277, SLG: 0.296			B SI 91 B FC 88 X SI 90 2-0 ① ② G4-6-3 1-2f	X FF 89 0-0 ③ G4-3			B SI 92 F SI 92 S SI 93 B SI 92 B SI 93 C SI 92 3-3 ③ K		B FF 90 T FF 90 1 SAFE X SI 90 1-1 ② F7	4	0	0	0	0	1	2
47 Gio González, R (1, 1) OBP: 0.100, SLG: 0.250 7 Scott Hairston, R (8, PH) OBP: 0.343, SLG: 0.484 36 Tyler Clippard, R (8, 1) 8 Danny Espinosa, S (9, PH) OBP: 0.285, SLG: 0.350 (9, 4)			C FF 90 B FF 88 F FF 91 X FF 89 1-2 ③ G4-3			B FF 88 C SI 88 S FC 87 B FF 88 F SI 90 S FF 90 2-3 ① K		B SL 83 B FF 93 F FF 92 F FF 94 X SL 84 2-2 ① G5-3	C CU 76 B CH 83 S CU 78 B FF 90 1 SAFE C SL 84 2-3 ③ K	2 1 0 1	0 0 0 0	0 0 0 0	0 0 0 0	1 0 0 1	0 0 0 1	0 0 0 1
Inning Stats	R: 0 E: 0 K: 1 S: 6 H: 0 LOB: 0 BB: 0 P: 7	R: 0 E: 0 K: 2 S: 9 H: 0 LOB: 0 BB: 0 P: 15	R: 0 E: 0 K: 0 S: 7 H: 1 LOB: 0 BB: 0 P: 11	R: 0 E: 0 K: 0 S: 12 H: 1 LOB: 2 BB: 1 P: 20	R: 0 E: 0 K: 1 S: 8 H: 0 LOB: 0 BB: 0 P: 10	R: 1 E: 0 K: 2 S: 12 H: 2 LOB: 2 BB: 2 P: 28	R: 0 E: 0 K: 1 S: 8 H: 0 LOB: 0 BB: 0 P: 13	R: 2 E: 0 K: 0 S: 8 H: 2 LOB: 1 BB: 1 P: 15	R: 0 E: 0 K: 1 S: 11 H: 1 LOB: 1 BB: 0 P: 16	1B: 5 2B: 1 3B: 1 HR: 0 SF: 1 SAC: 0 DP: 1 HBP: 0						

AB	31
R	3
H	7
RBI	2
BB	4
SO	8
LOB	12

WP: 1 PB: 1 SB: 0 CS: 0 PA: 36

PITCHER		IP	WLS	BF	H	R	ER	SO	BB	IBB	HBP	BLK	WP	HR	S	P	ERA	WHIP
32 Dallas Beeler, R ERA:	(1, 1)	6.0	L	23	4	1	0	6	2	1	0	0	1	0	54	91	0.00	1.000
63 Brian Schlitter, R ERA: 2.7	(7, 1)	1.0		3	0	0	0	1	0	0	0	0	0	0	8	13	0.00	0.000
52 Justin Grimm, R ERA: 3.5	(8, 1)	0.1		4	2	2	2	0	1	0	0	0	0	0	6	12	54.00	9.000
53 Wesley Wright, L ERA: 2.42	(8, 1)	0.1		1	0	0	0	0	0	0	0	0	0	0	1	2	0.00	0.000
33 Carlos Villanueva, R ERA: 5.77	(8, 1)	1.1		5	1	0	0	1	0	0	0	0	0	0	12	17	0.00	0.750

PITCHER	IP	WLS	BF	H	R	ER	SO	BB	IBB	HBP	BLK	WP	HR	S	P	ERA	WHIP

Batter	1	2	3	4	5	6	7	8	9	AB	R	H	RBI	BB	SO	LOB
21 Junior Lake, R (1, 8) OBP: 0.264, SLG: 0.413	C FF 88 X FF 90 0-1 ① P4		S CH 82 F CH 83 B FF 92 S CU 77 1-3 ③ K			C SI 90 B CH 83 S CH 81 F CU 76 S CU 76 1-3 ② K		C CH 80 F FF 91 F FF 91 F FS 83 D CH 80 F FS 82 X FF 92 1-2 ③ FC6-4 1-2f		4	0	0	0	0	2	2
20 Justin Ruggiano, R (1, 9) OBP: 0.333, SLG: 0.385	F FF 89 X SI 90 0-1 ② G3-1			B FF 90 B CH 81 X FF 90 2-0 ① F8		B CU 76 B FF 92 C CH 83 B CH 83 B SI 92 4-1 BB			B FF 91 X FF 90 1-0 ① F8	3	0	0	0	1	0	0
44 Anthony Rizzo, L (1, 3) OBP: 0.398, SLG: 0.519	C FF 90 B CU 76 B SI 89 C FF 91 X CU 76 2-2 ③ G4-3			C CU 73 B FF 88 B CU 76 B FF 92 B FF 92 4-1 13 F8-3 BB		C FF 92 B FF 91 B SI 90 1 SAFE F FF 92 D CU 77 X FF 92 3-2 ③ G6-3			C FF 92 S FF 94 F FF 93 X FF 93 0-2 ② F8	3	0	0	0	1	0	1
13 Starlin Castro, R (1, 6) OBP: 0.327, SLG: 0.465		B FF 90 X CH 81 1-0 ① L7		S CH 83 F FF 92 X CU 77 0-2 ②③ F8-3 1-1			B CU 75 F CH 82 S CH 82 B CH 81 X CH 82 2-2 ① G5-3		C SL 86 C SL 86 F FF 93 S SL 86 0-3 ③ K	4	0	0	0	0	1	1
30 Mike Olt, R (1, 5) OBP: 0.220, SLG: 0.346		B SI 90 F FF 90 C CU 75 S CU 77 1-3 ② K			S CH 82 S CH 82 B CH 83 F CU 76 S CU 75 1-3 ① K		B FF 91 C CH 82 B FF 91 B CH 82 X SI 91 3-1 ② L9			3	0	0	0	0	2	0
8 Chris Coghlan, L (1, 7) OBP: 0.292, SLG: 0.347 33 Carlos Villanueva, R (8, 1)		B FF 91 F FF 91 C CU 76 B CU 77 F FF 92 C FF 92 2-3 ③ K			B FF 92 C FF 91 X CU 76 1-1 12 S 1B		B CU 76 C FF 91 F FF 92 T FF 92 1-2 ③ K			3 0	0 0	1 0	0 0	0 0	2 0	0 0
15 Darwin Barney, R (1, 4) OBP: 0.247, SLG: 0.289			F SI 89 S CH 82 F CH 83 B FF 90 F CH 82 X CU 77 1-2 ① L3		1 SAFE 1 SAFE C SI 90 X FF 91 0-1 ② L9			B FF 90 C FF 91 B CH 78 S CH 80 F FF 91 B CH 80 T FF 92 3-2 ① K		3	0	0	0	0	1	1
12 John Baker, L (1, 2) OBP: 0.245, SLG: 0.210			B FF 91 S FF 92 C FF 92 B FF 92 B FF 92 F FF 93 F FF 93 X SI 91 3-2 ② G1-3		1 SAFE T FF 92 F FF 93 D CU 77 B FF 92 B FF 91 S CU 76 3-3 ③ K 1-2			S CH 80 C FF 92 B CH 82 B FF 93 F FF 92 F CH 81 F FF 91 B FS 82 C FF 92 3-3 ② K		3	0	0	0	0	2	1
32 Dallas Beeler, R (1, 1) OBP: 0.500, SLG: 0.500 63 Brian Schlitter, R (7, 1) OBP: 1.000, SLG: 1.000 52 Justin Grimm, R (8, 1) 53 Wesley Wright, R (8, 1) 6 Ryan Sweeney, L (8, 7) OBP: 0.252, SLG: 0.250			X FF 90 0-0 1B			B SI 90 X SI 89 1-0 ① G6-3		C FF 92 S CH 81 B FF 92 B FS 81 X CH 81 2-2 21 FC6-4 1B		2 0 0 0 1	0 0 0 0 0	1 0 0 0 1	0 0 0 0 0	0 0 0 0 0	0 0 0 0 0	0 0 0 0 0
Inning Stats	R: 0 E: 0 K: 0 S: 7 H: 0 LOB: 0 BB: 0 P: 9	R: 0 E: 0 K: 2 S: 8 H: 0 LOB: 0 BB: 0 P: 12	R: 0 E: 0 K: 1 S: 14 H: 1 LOB: 1 BB: 0 P: 19	R: 0 E: 0 K: 0 S: 5 H: 0 LOB: 0 BB: 1 P: 11	R: 0 E: 0 K: 2 S: 11 H: 1 LOB: 1 BB: 0 P: 16	R: 0 E: 0 K: 1 S: 9 H: 0 LOB: 1 BB: 1 P: 18	R: 0 E: 0 K: 1 S: 8 H: 0 LOB: 0 BB: 0 P: 14	R: 0 E: 0 K: 2 S: 19 H: 1 LOB: 1 BB: 0 P: 28	R: 0 E: 0 K: 1 S: 9 H: 0 LOB: 0 BB: 0 P: 10	1B: 3 2B: 1 3B: 0 HR: 0	SF: 0 SAC: 0 DP: 1 HBP: 0					

PITCHER	IP	WLS	BF	H	R	ER	SO	BB	IBB	HBP	BLK	WP	HR	S	P	ERA	WHIP
47 Gio González, L (1, 1) ERA: 3.93	7.0	W	24	2	0	0	7	2	0	0	0	0	0	62	99	0.00	0.571
36 Tyler Clippard, R (8, 1) ERA: 2.0	1.0	H	4	1	0	0	2	0	0	0	0	0	0	19	28	0.00	1.000
29 Rafael Soriano, R (9, 1) ERA: 1.09	1.0	S	3	0	0	0	1	0	0	0	0	0	0	9	10	0.00	0.000

PITCHER	IP	WLS	BF	H	R	ER	SO	BB	IBB	HBP	BLK	WP	HR	S	P	ERA	WHIP

BOTTOM

Washington Nationals @ Chicago Cubs

Wrigley Field, Chicago, IL

Sat Jun 28 2014, 12:05 PM - 2:46 PM CDT

Att. 35,770 - Cloudy - 83 F

livebaseballscorecards.com

AB	29
R	0
H	3
RBI	0
BB	2
SO	10
LOB	6

Batter	1	2	3	4	5	6	7	8	9	AB	R	H	RBI	BB	SO	LOB
6 Anthony Rendon, R (1, 5) OBP: 0.339, SLG: 0.482	X FC 93 0-0 ① F8		X SI 93 0-0 ② SF8 3-H		X SI 93 0-0 19 1B 28 1B 1-2 1B		C CU 80 F FF 94 B FF 94 S FF 93 1-3 ① K		C SL 82 B FF 92 X FF 96 1-1 ② L8	4	1	1	1	0	1	0
19 Kevin Frandsen, R (1, 4) OBP: 0.295, SLG: 0.302 48 Ross Detwiler, R (7, 1)	B FF 93 F FC 90 B SL 84 L SI 94 F SL 85 B FF 93 F FC 94 X FF 94 3-2 28 G6-4-3 1B		F SL 85 B SI 95 B FC 92 X SL 84 2-1 ③ G5-3		C SL 86 B SI 94 F SL 86 B FF 94 F SL 86 X SI 94 2-2 28 1B 25 E 1-3 2-H 1B		F FF 94 B CU 80 B FF 93 H FF 93 3-1 HBP		B FF 95 B FF 94 B FF 94 C FF 95 B SI 94 4-1 28 BB 25 1B BB	3 0	1 1	2 0	1 0	0 1	0 0	0 0
28 Jayson Werth, R (1, 9) OBP: 0.350, SLG: 0.374	F FF 93 F FC 91 X SI 94 0-2 ②③ G6-4-3 1-2f			C SI 94 B SI 95 X SI 94 1-1 ① G6-3	X SI 95 0-0 25 E 1-3 3-H 1B		B CU 77 B FF 94 F FF 94 F FF 93 B FF 92 X FF 93 3-2 ② P5		B FF 96 B FF 93 B FF 94 B FF 95 4-0 25 1B 1-2 BB	4	0	1	1	1	0	2
25 Adam LaRoche, L (1, 3) OBP: 0.417, SLG: 0.500		B SI 93 C SI 93 B FS 86 C SL 85 X FS 87 2-2 HR		X SI 95 0-0 ② L6	D FS 86 B SL 87 C SL 88 C SL 88 X FC 90 2-2 E3 1-3 3-H		X FF 94 0-0 ③ L8		C SI 95 B FC 90 T SI 94 X FF 91 1-2 1-3 2-H 1B	5	1	2	2	0	0	2
11 Ryan Zimmerman, R (1, 7) OBP: 0.302, SLG: 0.383		B SI 94 B FC 90 C FF 94 X SI 94 2-1 ① L9		C FF 95 C FF 93 B FS 87 B FC 92 F SI 94 S SL 88 2-3 ③ K	B SI 93 C SL 87 S SL 87 S SL 89 1-3 ③ K			S SL 80 B SL 82 S SI 95 C SL 81 1-3 ① K	B SL 84 X FF 95 1-0 ③ G1-3	5	0	0	0	0	3	4
40 Wilson Ramos, R (1, 2) OBP: 0.333, SLG: 0.402		C FF 94 B SI 94 C SI 94 S SI 94 1-3 ② K			X FF 94 0-0 HR	B SI 88 F FF 88 B CH 81 X SI 88 2-1 ① P4		S SL 82 X SI 96 0-1 ② G5-3		4	1	1	1	0	1	0
20 Ian Desmond, R (1, 6) OBP: 0.286, SLG: 0.412		F FF 94 S SL 86 S SL 85 0-3 ③ K			B SL 86 C SI 93 F SL 85 C SI 96 1-3 ① K	F SI 89 X FC 89 0-1 ② G5-3		S SL 82 X SI 95 0-1 1B		4	0	1	0	0	2	0
15 Nate McLouth, L (1, 8) OBP: 0.313, SLG: 0.270			C SI 92 X SL 84 0-1 64 SH2-4 6 SF8 2B		C SI 92 B SI 94 F FC 92 H FS 86 2-2 6 1B 19 1B HBP	C FF 90 X SL 82 0-1 2B		F SI 95 B SL 82 F SI 95 1 SAFE 1 SAFE D CH 89 S SL 83 2-3 ③ K		3	2	2	0	0	1	1
64 Blake Treinen, R (1, 1) OBP: 0.182, SLG: 0.100 7 Scott Hairston, R (6, PH) OBP: 0.333, SLG: 0.469 31 Xavier Cedeño, L (6, 1) 8 Danny Espinosa, S (7, 4) OBP: 0.284, SLG: 0.348			X FC 92 0-0 ① SH2-4 2-3		L FC 92 L SL 85 1 SAFE L SL 86 0-3 ② K	B CH 81 C CH 82 B SI 89 F CH 80 F SI 90 X CH 81 2-2 ③ P4			F SI 96 S SI 96 B FF 96 S SI 96 1-3 ① K	1 1 0 1	0 0 0 0	0 0 0 0	0 0 0 0	1 0 0 1	1 1 0 0	1 1 0 0

Inning Stats	1	2	3	4	5	6	7	8	9
	R: 0 E: 0 K: 0 S: 9	R: 1 E: 0 K: 2 S: 11	R: 1 E: 0 K: 0 S: 6	R: 0 E: 0 K: 1 S: 7	R: 4 E: 1 K: 3 S: 21	R: 0 E: 0 K: 0 S: 10	R: 0 E: 0 K: 1 S: 8	R: 0 E: 0 K: 2 S: 10	R: 1 E: 0 K: 1 S: 10
	H: 1 LOB: 0 BB: 0 P: 12	H: 1 LOB: 0 BB: 0 P: 16	H: 1 LOB: 0 BB: 0 P: 8	H: 0 LOB: 0 BB: 0 P: 10	H: 4 LOB: 2 BB: 0 P: 29	H: 1 LOB: 1 BB: 0 P: 14	H: 0 LOB: 1 BB: 0 P: 15	H: 1 LOB: 1 BB: 0 P: 13	H: 1 LOB: 2 BB: 2 P: 22

PITCHER		IP	WLS	BF	H	R	ER	SO	BB	IBB	HBP	BLK	WP	HR	S	P	ERA	WHIP
29 Jeff Samardzija, R ERA: 2.83	(1, 1)	5.0	L	23	7	6	5	6	0	0	1	0	0	2	54	75	9.00	1.400
40 James Russell, L ERA: 1.96	(6, 1)	1.0		4	1	0	0	0	0	0	0	0	0	0	10	14	0.00	1.000
54 Neil Ramírez, R ERA: 1.27	(7, 1)	1.0		4	0	0	0	1	0	0	1	0	0	0	8	15	0.00	0.000
46 Pedro Strop, R ERA: 3.08	(8, 1)	1.0		4	1	0	0	2	0	0	0	0	0	0	10	13	0.00	1.000
56 Héctor Rondón, R ERA: 3.86	(9, 1)	1.0		6	1	1	1	1	2	0	0	0	0	0	10	22	9.00	3.000

PITCHER	IP	WLS	BF	H	R	ER	SO	BB	IBB	HBP	BLK	WP	HR	S	P	ERA	WHIP

TOP

Washington Nationals @ Chicago Cubs

Wrigley Field, Chicago, IL

Sat Jun 28 2014, 6:17 PM - 9:55 PM CDT

Att. 32,267 - Partly Cloudy - 85 F

livebaseballscorecards.com

AB	35
R	7
H	10
RBI	6
BB	2
SO	10
LOB	11

1B: 6	SF: 1	WP: 0	PA: 41
2B: 2	SAC: 1	PB: 0	
3B: 0	DP: 1	SB: 0	
HR: 2	HBP: 2	CS: 0	

Washington Nationals @ Chicago Cubs

Wrigley Field, Chicago, IL

Sat Jun 28 2014, 6:17 PM - 9:55 PM CDT

Att. 32,267 - Partly Cloudy - 85 F

livebaseballscorecards.com

BOTTOM

Batter	1	2	3	4	5	6	7	8	9	AB	R	H	RBI	BB	SO	LOB
8 Chris Coghlan, L (1, 7) OBP: 0.282, SLG: 0.333	C SI 95 B SI 95 C SI 95 X SI 96 1-2 ① G3		X SI 95 0-0 ② F8		F SI 92 X SI 93 0-1 ② P6		B FF 92 F FF 92 B FF 93 X SI 91 2-1 ③ G3			4	0	0	0	0	0	1
6 Ryan Sweeney, L (1, 8) OBP: 0.243, SLG: 0.240	C SI 96 C SI 95 F SL 88 F SI 96 F SI 96 C SI 95 0-3 ② K		C SI 95 F CH 87 F SI 96 S SL 85 0-3 ③ K		F SI 93 D SI 93 S SL 84 F SL 83 X SI 92 1-2 ③ G3			B FF 91 X SI 91 1-0 ① G1-3		4	0	0	0	0	2	1
44 Anthony Rizzo, L (1, 3) OBP: 0.394, SLG: 0.512	X SI 95 0-0 ③ G6-3			B SI 94 S CH 83 B SI 94 F CH 86 X SL 84 2-2 ① L4		C SI 89 F CU 80 X FF 91 0-2 ① F8		X SI 90 0-0 ② P5		4	0	0	0	0	0	0
13 Starlin Castro, R (1, 6) OBP: 0.329, SLG: 0.469		C SI 94 B SL 85 X SI 95 1-1 ① G4-3		B SL 88 F SI 94 C SI 96 X SI 96 1-2 24 HR 1B		B FF 89 X FF 89 1-0 5 1B 2B		B SI 92 B FF 91 F SI 92 B FF 93 F SI 91 S FF 94 3-3 ③ K		4	1	2	0	0	1	0
24 Luis Valbuena, L (1, 5) OBP: 0.361, SLG: 0.448		B SI 95 F SI 95 B SI 96 X SI 96 2-1 5 FC5-4 1B		B SI 94 B SI 93 F SI 94 1 SAFE B SI 93 X SI 93 3-1 1-H HR		F FF 90 B CU 81 B CU 81 X CU 81 2-1 ② F9			C FF 92 C SL 76 X SI 92 0-2 ① G4-3	4	1	2	2	0	0	1
5 Welington Castillo, R (1, 2) OBP: 0.283, SLG: 0.381		B SI 94 X SI 95 1-0 ② FC5-4 19 1B 1-2f		B SI 95 C SI 95 F SI 94 X SL 86 1-2 ② G3-1		F FF 88 F FF 88 X CU 79 0-2 2-3 1B			B FF 92 C SI 90 C SL 77 B SL 78 T FF 93 2-2 ② K	4	0	1	0	0	1	1
19 Nate Schierholtz, L (1, 9) OBP: 0.253, SLG: 0.298	F SI 94 T SI 95 B SL 84 F SI 94 F SL 84 B SI 94 X SI 94 2-2 15 FC6-4 1-3 1B			F SI 95 S CH 87 B CH 87 F SL 85 B SI 93 F SI 93 S SI 93 2-3 ③ K		D SI 89 F SI 90 B FF 88 C CU 82 F SI 90 C CU 81 2-3 ③ K			B FF 93 F SI 92 F FF 92 X SL 79 1-2 ③ P3	4	0	1	0	0	2	2
15 Darwin Barney, R (1, 4) OBP: 0.243, SLG: 0.284		X SL 84 0-0 ③ FC6-4 1-2f			B SI 93 C SI 94 B SL 84 X SI 93 2-1 ① G1-3		B FF 92 C SI 91 X FF 92 1-1 ① L1			3	0	0	0	0	0	2
29 Jeff Samardzija, R (1, 1) OBP: 0.167, SLG: 0.265 30 Mike Olt, R (5, PH) OBP: 0.224, SLG: 0.346 40 James Russell, L (6, 1) 54 Neil Ramírez, R (7, 1) 21 Junior Lake, R (7, PH) OBP: 0.283, SLG: 0.411 46 Pedro Strop, R (8, 1) 56 Héctor Rondón, R (9, 1)			B SI 95 X SI 95 1-0 ① G1-3		B SI 92 C SI 93 S SL 86 B SL 87 B SL 85 F SI 93 B SI 95 4-2 BB		B FF 92 S FF 91 B FF 92 B FF 90 F FF 90 X FF 93 3-2 ② F9			1 0 0 0 1 0 0 0	0 0 0 0 0 0 0 0	0 0 0 0 0 0 0 0	0 0 0 0 1 0 0 0	0 0 0 0 0 0 0 0	0 0 0 0 0 0 0 0	0 0 0 0 0 0 0 0
Inning Stats	R: 0 E: 0 K: 1 S: 10 H: 0 LOB: 0 BB: 0 P: 11	R: 0 E: 0 K: 0 S: 11 H: 2 LOB: 2 BB: 0 P: 17	R: 0 E: 0 K: 1 S: 6 H: 0 LOB: 0 BB: 0 P: 7	R: 2 E: 0 K: 1 S: 16 H: 2 LOB: 0 BB: 0 P: 25	R: 0 E: 0 K: 0 S: 11 H: 0 LOB: 1 BB: 1 P: 18	R: 0 E: 0 K: 1 S: 13 H: 2 LOB: 2 BB: 0 P: 18	R: 0 E: 0 K: 0 S: 7 H: 0 LOB: 0 BB: 0 P: 13	R: 0 E: 0 K: 1 S: 5 H: 0 LOB: 0 BB: 0 P: 9	R: 0 E: 0 K: 1 S: 9 H: 0 LOB: 0 BB: 0 P: 12	1B: 4 2B: 1 3B: 0 HR: 1	SF: 0 SAC: 0 DP: 0 HBP: 0	WP: 0 PB: 0 SB: 0 CS: 0	PA: 34			

	AB	33
	R	2
	H	6
	RBI	2
	BB	1
	SO	6
	LOB	8

PITCHER		IP	WLS	BF	H	R	ER	SO	BB	IBB	HBP	BLK	WP	HR	S	P	ERA	WHIP
64 Blake Treinen, R ERA: 2.29	(1, 1)	5.0	W	20	4	2	2	3	1	0	0	0	0	1	54	78	3.60	1.000
31 Xavier Cedeño, L ERA:	(6, 1)	1.0		5	2	0	0	1	0	0	0	0	0	0	13	18	0.00	2.000
48 Ross Detwiler, L ERA: 4.0	(7, 1)	3.0	S	9	0	0	0	2	0	0	0	0	0	0	21	34	0.00	0.000

PITCHER	IP	WLS	BF	H	R	ER	SO	BB	IBB	HBP	BLK	WP	HR	S	P	ERA	WHIP

Batter	1	2	3	4	5	6	7	8	9	AB	R	H	RBI	BB	SO	LOB
19 Charlie Blackmon, L (1, 7) (6, 9) OBP: 0.339, SLG: 0.466	C FF 94 B FF 94 X FF 94 1-1 33 1B 1B		L FF 94 C FF 94 X SL 90 0-2 ① G3 1-2		B FF 95 D FF 94 F CH 88 F FF 95 2 SAFE B FF 94 X SL 89 3-2 ③ G4-3		C FF 93 F SI 94 B SI 94 X CH 87 1-2 ②③ L5-3 1-1			4	0	1	0	0	0	3
13 Drew Stubbs, R (1, 8) OBP: 0.340, SLG: 0.481	C FF 93 1 SAFE L SL 88 B FF 94 C FF 94 1-3 ① K		X SL 90 0-0 ② F9			C FF 93 X SL 88 0-1 2 2B 2B		X SI 94 0-0 ① F9		4	1	1	0	0	1	2
2 Troy Tulowitzki, R (1, 6) OBP: 0.445, SLG: 0.618	B SL 88 F SL 88 B FF 95 1 SAFE X FF 94 2-1 ② P2		F FF 95 F SL 89 C FF 94 0-3 ③ K			F FF 93 X FF 94 0-1 33 1B 44 SF8 2-H 2B		B SL 86 B FF 96 B FF 94 C SI 94 B SI 94 4-1 33 1B 33 BLK 44 WP BB		3	2	1	1	1	1	2
33 Justin Morneau, L (1, 3) OBP: 0.348, SLG: 0.519	F FF 94 F FF 93 B FF 94 X FF 94 1-2 1-3 1B			B FF 93 X CH 87 1-0 ① P5		F FF 94 B FF 94 B CH 87 B FF 94 X CH 87 3-1 2-3 1B		D SI 94 B SI 94 X SI 94 2-0 44 WP 1-3 1B		4	0	3	0	0	0	0
20 Wilin Rosario, R (1, 2) OBP: 0.279, SLG: 0.433	C SL 87 S SL 88 D SL 88 S SL 88 1-3 ③ K			X SL 87 0-0 ② L7		F SL 88 F FF 94 B SL 88 X SL 87 1-2 ① P6		B SI 93 X SI 93 1-0 ② P4		4	0	0	0	0	1	6
44 Ryan Wheeler, L (1, 5)		C FF 93 T FF 94 B FF 95 B FF 95 F FF 95 X SL 89 2-2 ① L9		C FF 94 B FF 94 B FF 94 F FF 95 F FF 94 S SL 90 2-3 ③ K		X FF 94 0-0 ② SF8 3-H		B SL 86 B SI 94 X FF 94 2-0 ③ F9 1-2 3-H		3	0	0	1	0	1	1
1 Brandon Barnes, R (1, 9) OBP: 0.315, SLG: 0.418 62 Rob Scahill, L (6, 1) 37 Nick Masset, R (8, 1) 14 Josh Rutledge, R (9, PH) OBP: 0.357, SLG: 0.461		F FF 95 C FF 94 S SL 89 0-3 ② K			X SL 87 0-0 9 CS 1B	B FF 94 C SL 89 B FF 93 F SL 88 F FF 94 1 SAFE X SL 88 2-2 ③ F9			C SI 90 X SL 87 0-1 ① F8	3 0 0 1	0 0 0 0	1 0 0 0	0 0 0 0	0 0 0 0	1 0 0 0	1 0 0 0
9 DJ LeMahieu, R (1, 4) OBP: 0.332, SLG: 0.333		F FF 94 F FF 95 F FF 93 F FF 95 X FF 96 0-2 ③ G4-3			1 SAFE B SL 87 F FF 94 B SL 88 B FF 94 X FF 94 3-1 ① 58 SH1-3 1-2 1B		B FF 95 X FF 93 1-0 ① G6-3		C SI 91 F CH 85 F SI 92 F SI 92 C CU 75 0-3 ② K	4	0	1	0	0	1	0
58 Yohan Flande, L (1, 1) 6 Corey Dickerson, L (6, 7) OBP: 0.402, SLG: 0.618			B FF 93 C FF 93 B FF 93 B FF 94 B FF 94 4-1 19 G3 BB		X FF 93 0-0 ② SH1-3 1-2		F FF 94 C CH 88 X SL 84 0-2 19 L5-3 1B		C SL 87 B CU 74 F SI 92 X CU 75 1-2 ③ L7	0 2	0 0	0 1	0 0	1 0	0 0	0 0
Inning Stats	R: 0 E: 0 K: 2 S: 13 H: 2 LOB: 2 BB: 0 P: 19	R: 0 E: 0 K: 1 S: 12 H: 0 LOB: 0 BB: 0 P: 14	R: 0 E: 0 K: 1 S: 8 H: 0 LOB: 1 BB: 1 P: 12	R: 0 E: 0 K: 1 S: 6 H: 0 LOB: 0 BB: 0 P: 9	R: 0 E: 0 K: 0 S: 7 H: 2 LOB: 1 BB: 0 P: 13	R: 2 E: 0 K: 0 S: 14 H: 3 LOB: 1 BB: 0 P: 20	R: 0 E: 0 K: 0 S: 7 H: 1 LOB: 0 BB: 0 P: 9	R: 1 E: 0 K: 0 S: 5 H: 1 LOB: 1 BB: 1 P: 14	R: 0 E: 0 K: 1 S: 10 H: 0 LOB: 0 BB: 0 P: 11	1B: 7 2B: 3 3B: 0 HR: 0 SF: 1 SAC: 1 DP: 1 HBP: 0						

PITCHER		IP	WLS	BF	H	R	ER	SO	BB	IBB	HBP	BLK	WP	HR	S	P	ERA	WHIP
27 Jordan Zimmermann, R ERA: 2.95	(1, 1)	6.0	W	25	7	2	2	5	1	0	0	0	0	0	60	87	3.00	1.333
22 Drew Storen, R ERA: 1.03	(7, 1)	1.0		3	1	0	0	0	0	0	0	0	0	0	7	9	0.00	1.000
30 Aaron Barrett, R ERA: 1.93	(8, 1)	1.0		5	1	1	1	0	1	0	0	1	1	0	5	14	9.00	2.000
13 Jerry Blevins, L ERA: 5.16	(9, 1)	1.0		3	0	0	0	1	0	0	0	0	0	0	10	11	0.00	0.000

PITCHER	IP	WLS	BF	H	R	ER	SO	BB	IBB	HBP	BLK	WP	HR	S	P	ERA	WHIP

TOP

Colorado Rockies @ Washington Nationals

Nationals Park, Washington, DC

Mon Jun 30 2014, 7:07 PM - 10:04 PM EDT

Att. 33,660 - Partly Cloudy - 86 F

livebaseballscorecards.com

AB	32
R	3
H	9
RBI	2
BB	2
SO	6
LOB	15

COLORADO ROCKIES

Batter	1	2	3	4	5	6	7	8	9	AB	R	H	RBI	BB	SO	LOB
2 Denard Span, L (1, 8) OBP: 0.312, SLG: 0.388	C SI 90 C SI 91 B SL 85 B SI 90 F SI 91 F SI 91 C SI 93 2-3 K ①	C SI 84 X SI 90 0-1 P6 ②	B SL 86 B SI 91 C SI 90 C SL 86 B SL 86 X SI 91 3-2 G6-3 ③	B FF 92 F FF 94 B CU 79 1 SAFE B FF 92 F FF 93 F SI 94 B FF 93 4-2 1-2 BB					3	0	0	0	1	1	2
6 Anthony Rendon, R (1, 4) OBP: 0.338, SLG: 0.479	C SI 92 X SI 92 0-1 L4 ②	X SI 91 0-0 G6-3 ③		B SI 89 C CH 86 C SI 90 X SL 85 2-1 28 BB 11 2S 1B 0-3 K ③					4	1	1	0	0	1	4
28 Jayson Werth, R (1, 9) OBP: 0.349, SLG: 0.370	B SI 92 B SI 91 C SI 92 X SL 87 2-1 G5-3 ③		C SI 91 B SI 92 B SI 92 C SL 86 X SI 92 2-2 G6-3 ①	B SI 90 F SI 89 T CH 83 B SI 90 B SI 89 1 SAFE F CH 85 B SI 90 4-2 11 2B 20 2B 1-2 BB	B SL 89 B FF 93 C CH 88 B FF 94 F FF 94 X SL 89 3-2 P4 ①				3	1	0	0	1	0	0
25 Adam LaRoche, L (1, 3) OBP: 0.415, SLG: 0.509		F SI 91 B SL 85 X SI 90 1-1 F8 ①	B SL 86 C SL 85 B SI 92 B SI 92 X SL 86 3-1 G3-1 ②	D CH 85 B SI 89 B SL 84 C SI 90 C SI 89 F SI 88 S SI 90 3-3 K ①	C CU 79 F FF 94 X SL 89 0-2 HR				4	1	1	1	0	1	2
11 Ryan Zimmerman, R (1, 5) OBP: 0.314, SLG: 0.409		C SI 92 C SI 92 X SL 87 0-2 34 G6-3 1B	C SI 92 C SI 92 B SI 92 B SI 93 X SL 86 2-2 34 E 2B	B FF 93 B FF 92 C SI 95 X FF 93 2-1 20 2B 1-3 2-H 2B	C CU 78 X SL 88 0-1 L3 ②				4	2	3	1	0	0	0
34 Bryce Harper, L (1, 7) OBP: 0.358, SLG: 0.419		C SI 90 X SL 82 0-1 G6-3 ②③ 1-2f	C SL 85 X SL 84 0-1 E8 2-H 1B	D EP 75 D EP 71 I IN 83 I IN 84 4-0 20 2B IBB	X FF 95 0-0 G3 ③				3	1	1	1	1	0	1
20 Ian Desmond, R (1, 6) OBP: 0.288, SLG: 0.419			X SI 92 0-0 40 1B 2B	B SL 84 S CH 85 S CH 85 F CH 86 B SL 86 S SL 86 2-3 K ③		X CU 78 0-0 40 S 40 G4-2-3 1-H 2-H 3-H 2B		C FC 89 X FF 91 0-1 L9 ①		4	1	2	3	0	1	1
40 Wilson Ramos, R (1, 2) OBP: 0.331, SLG: 0.396			B SI 91 S CH 85 T SI 90 B SL 85 X SI 90 2-2 27 SH2-4 2-3 1B	B SI 90 S CH 86 B SI 91 B SL 85 X SI 90 3-1 G5-3 ①	T FF 94 S CU 80 D CU 80 X SI 95 1-2 G4-2-3 ② 2-H			C FF 93 C CU 79 B CU 81 F FF 95 B CU 78 X FF 92 2-2 G6-3 ②	4	0	1	1	0	0	0
27 Jordan Zimmermann, R (1, 1) OBP: 0.222, SLG: 0.222 19 Kevin Frandsen, R (6, PH) OBP: 0.500, SLG: 0.302 22 Drew Storen, S (7, 1) 30 Aaron Barrett, R (8, 1) 7 Scott Hairston, R (8, PH) OBP: 0.324, SLG: 0.455 13 Jerry Blevins, L (9, 1)			X SI 90 0-0 SH2-4 1-2	B SI 89 B SI 88 C SI 89 X SI 90 2-1 F9 ②	B FF 96 C SL 88 H FF 93 2-1 2 BB HBP			C SI 94 F CU 79 S FC 92 0-3 K ③	1 0 0 0 0 1 0	0 0 0 0 0 0 0	0 0 0 0 0 0 0	0 0 0 0 0 1 0	0 0 0 0 0 0 0	0 0 0 0 0 0 0	0 0 0 0 0 0 0
Inning Stats	R: 0 E: 0 K: 1 S: 9 H: 0 LOB: 0 BB: 0 P: 13	R: 0 E: 0 K: 0 S: 7 H: 1 LOB: 0 BB: 0 P: 8	R: 0 E: 0 K: 0 S: 8 H: 2 LOB: 2 BB: 0 P: 10	R: 1 E: 1 K: 1 S: 14 H: 2 LOB: 1 BB: 0 P: 23	R: 0 E: 0 K: 0 S: 7 H: 0 LOB: 0 BB: 0 P: 15	R: 5 E: 0 K: 2 S: 22 H: 3 LOB: 2 BB: 3 P: 44	R: 1 E: 0 K: 0 S: 9 H: 1 LOB: 0 BB: 0 P: 12	R: 0 E: 0 K: 1 S: 9 H: 0 LOB: 0 BB: 0 P: 11		1B: 4 2B: 4 3B: 0 HR: 1	SF: 0 SAC: 1 DP: 1 HBP: 1			WP: 0 PB: 0 SB: 1 CS: 0	PA: 36	

PITCHER		IP	WLS	BF	H	R	ER	SO	BB	IBB	HBP	BLK	WP	HR	S	P	ERA	WHIP
58 Yohan Flande, L ERA: 6.1	(1, 1)	5.1	L	22	6	3	3	3	1	0	0	0	0	0	54	87	5.06	1.312
62 Rob Scahill, R ERA: 6.75	(6, 1)	1.2	B	11	3	4	4	1	1	1	1	0	0	1	22	38	21.60	2.400
37 Nick Masset, R ERA: 3.57	(8, 1)	1.0		3	0	0	0	1	0	0	0	0	0	0	9	11	0.00	0.000

PITCHER	IP	WLS	BF	H	R	ER	SO	BB	IBB	HBP	BLK	WP	HR	S	P	ERA	WHIP

BOTTOM

Colorado Rockies @ Washington Nationals

Nationals Park, Washington, DC

Mon Jun 30 2014, 7:07 PM - 10:04 PM EDT

Att. 33,660 - Partly Cloudy - 86 F

livebaseballscorecards.com

AB	31
R	7
H	9
RBI	7
BB	3
SO	5
LOB	10

Colorado Rockies @ Washington Nationals

Nationals Park, Washington, DC

Tue Jul 01 2014, 7:11 PM - 10:27 PM EDT

Att. 26,033 - Partly Cloudy - 91 F

livebaseballscorecards.com

TOP

Batter	1	2	3	4	5	6	7	8	9	AB	R	H	RBI	BB	SO	LOB
6 Corey Dickerson, L (1, 7) OBP: 0.399, SLG: 0.608	B FF 92 S CH 87 B FF 94 C SI 94 B FF 93 F FF 94 X CH 87 3-2 F8 ①		X CU 80 0-0 G3 ②			C SI 94 X CU 80 0-1 G4-3 ①		B CH 87 B CH 88 B SI 94 B SI 93 4-0 14 BB BB		3	0	0	0	1	0	0
14 Josh Rutledge, R (1, 6) OBP: 0.363, SLG: 0.457	C SI 93 F SI 94 B CU 78 C FF 94 1-3 K ②		C SI 95 X CU 81 0-1 P6 ③			C FF 94 B SI 95 B CU 80 F SI 95 B FF 96 X SI 95 3-2 33 G3-6-1 1B		C SI 91 S FC 85 F FC 87 D FC 86 D FC 87 B SI 92 B SI 91 4-2 1-2 BB		3	0	1	0	1	1	0
33 Justin Morneau, L (1, 3) OBP: 0.348, SLG: 0.517 0 Adam Ottavino, S (7, 1) 19 Charlie Blackmon, L (8, PH) OBP: 0.338, SLG: 0.465 49 Rex Brothers, L (8, 1)	B CU 78 B CH 85 C FF 94 F FF 94 F SI 94 F CH 87 B FF 94 F FF 95 F FF 94 3-2 X FF 85 1B			X CH 86 0-0 F7 ①		C SI 94 1 SAFE B SI 94 B CU 79 C SI 94 X SI 94 2-2 G3-6-1 ②③ 1-2f		F SI 92 S SI 92 X SI 93 0-2 G4-3 ③	3 0 1 0	0 0 0 0	1 0 0 0	0 0 0 0	0 0 0 0	0 0 0 0	1 0 2 0
13 Drew Stubbs, R (1, 8) OBP: 0.333, SLG: 0.471	C FF 92 C SI 94 S CU 80 0-3 K ③			C SI 93 B FF 93 S CU 80 B SI 95 F FF 94 C CU 79 2-3 K ②			F FF 93 C CU 79 S CU 80 0-3 K ①		C SI 92 S SI 91 X KC 80 0-2 F9 ①	4	0	0	0	0	3	1
20 Wilin Rosario, R (1, 2) OBP: 0.283, SLG: 0.434		X SI 93 0-0 1 G4-3 1B		B CH 88 X FF 95 1-0 1B			C CU 80 C SI 95 X CU 79 0-2 G5-3 ②		B SI 92 S SI 92 F FC 87 B FC 88 S FC 86 2-3 K ②	4	0	2	0	0	1	0
44 Ryan Wheeler, L (1, 5) OBP: 0.293, SLG: 0.400 (7, 3)		B SI 92 C FF 94 B CH 86 X SI 93 2-1 L6 ①		B FF 94 F SI 94 C CU 79 X CH 88 1-2 G2-3 ③			S CH 87 C FF 96 B CU 79 B FF 96 X CH 89 2-2 G3-1 ③		B SI 93 B SI 92 B SI 92 B SI 92 4-0 1 FC4 BB	3	0	0	0	1	0	2
1 Brandon Barnes, R (1, 9) OBP: 0.308, SLG: 0.407		B CU 79 F FF 94 F FF 94 X CH 85 1-2 G4-3 ② 1-2			C FF 94 B FF 95 S CU 80 X CU 79 1-2 G1-3 ①			S FF 93 S FF 95 S CU 79 0-3 K ① X SI 91 0-0 FC4 ③ 1-2f		4	0	0	0	0	1	2
9 DJ LeMahieu, R (1, 4) OBP: 0.332, SLG: 0.345		F CH 86 C FF 94 D CU 79 B FF 94 F FF 94 F CH 86 F SI 95 S CU 79 2-3 K ③		C SI 95 X CH 87 0-1 G5-3 ②				F SI 95 F FF 95 B FF 96 X CU 79 1-2 HR		3	1	1	1	0	1	1
53 Christian Friedrich, R (1, 1) OBP: 0.200, SLG: 0.200 35 Chad Bettis, R (4, 1) 34 Matt Belisle, R (6, 1) 23 Charlie Culberson, R (7, 5) OBP: 0.239, SLG: 0.309			B SI 94 C FF 94 C SI 95 S SI 95 1-3 K ①		C SI 95 B SI 95 C SI 95 B SI 96 X SI 95 2-2 G1-3 ③			C SI 95 B SI 94 C FF 95 S CU 79 1-3 K ②		1 1 0 1	0 0 0 0	0 0 0 0	0 0 0 0	0 0 0 0	1 0 0 1	0 0 0 0

Inning Stats	1	2	3	4	5	6	7	8	9
	R: 0 E: 0 K: 2 S: 17	H: 1 LOB: 1 BB: 0 P: 24	R: 0 E: 0 K: 1 S: 12	H: 1 LOB: 1 BB: 0 P: 17	R: 0 E: 0 K: 1 S: 6	H: 0 LOB: 0 BB: 0 P: 7	R: 0 E: 0 K: 1 S: 9	H: 1 LOB: 1 BB: 0 P: 13	R: 0 E: 0 K: 0 S: 8	H: 0 LOB: 0 BB: 0 P: 11	R: 0 E: 0 K: 0 S: 8	H: 1 LOB: 0 BB: 0 P: 13	R: 0 E: 0 K: 1 S: 9	H: 0 LOB: 0 BB: 0 P: 11	R: 1 E: 0 K: 2 S: 15	H: 1 LOB: 2 BB: 2 P: 25	R: 0 E: 0 K: 1 S: 7	H: 0 LOB: 1 BB: 1 P: 13

	AB	31
	R	1
	H	5
	RBI	1
	BB	3
	SO	9
	LOB	9

	1B: 4	SF: 0	WP: 0	PA: 34
	2B: 0	SAC: 0	PB: 0	
	3B: 0	DP: 1	SB: 0	
	HR: 1	HBP: 0	CS: 0	

PITCHER		IP	WLS	BF	H	R	ER	SO	BB	IBB	HBP	BLK	WP	HR	S	P	ERA	WHIP
37 Stephen Strasburg, R ERA: 3.53	(1, 1)	7.2	W	28	5	1	1	8	1	0	0	0	0	1	78	111	1.17	0.783
35 Craig Stammen, R ERA: 2.74	(8, 1)	1.1		6	0	0	0	1	2	0	0	0	0	0	13	23	0.00	1.500

PITCHER		IP	WLS	BF	H	R	ER	SO	BB	IBB	HBP	BLK	WP	HR	S	P	ERA	WHIP

Batter	1	2	3	4	5	6	7	8	9	AB	R	H	RBI	BB	SO	LOB
2 Denard Span, L (1, 8) OBP: 0.317, SLG: 0.388	B FF 91 C FF 91 F FF 92 B SL 86 B FF 92 B FF 92 4-2 6 BB 28 2B BB	B SL 83 X FF 90 1-0 ② L7		C FF 89 B SL 85 F FF 90 B SL 85 X FF 90 2-2 6 WP 6 2B 2-3 1B	C FF 92 F SI 94 D CH 89 X SL 88 1-2 ② G6-3 2-3		B SI 95 D ST 82 B FF 93 C FF 94 B FF 93 4-1 6 FC5-4 1-2 BB			3	2	1	0	2	0	2
6 Anthony Rendon, R (1, 4) OBP: 0.339, SLG: 0.479 (8, 5)	B FF 91 C FF 92 B FF 92 1 SAFE B FF 92 B FF 92 4-1 28 2B 1-2 BB	D CU 75 D FF 90 X FF 91 2-0 ③ F9		B SI 93 D SI 93 C FF 93 B FF 95 X FF 93 3-1 28 2B 1-H 3-H 2B	T FF 94 X FF 92 0-1 ③ F8		C ST 82 X ST 83 0-1 ② FC5-4 1-2f 2-3			4	2	1	2	1	0	4
28 Jayson Werth, R (1, 9) OBP: 0.355, SLG: 0.380 15 Nate McLouth, L (9, 9) OBP: 0.313, SLG: 0.270	C FF 91 B CU 77 F FF 91 X CU 76 1-2 25 1B 11 SF9 1-H 2-H 2B		C FF 90 B CH 87 B FF 90 B FF 90 B FF 89 4-1 11 BB BB	B SL 87 B SI 93 C SI 95 B SL 89 F FF 95 F CH 90 X FF 94 3-2 25 G4-3 11 WP 2-H 2B		B CU 76 B SL 84 B FF 91 C CH 89 B CH 90 4-1 11 1B BB	C ST 83 C ST 82 X FF 95 0-2 ③ G4-3		3 0	2 0	2 0	3 0	2 0	0 0	2 0
25 Adam LaRoche, L (1, 3) OBP: 0.412, SLG: 0.504 19 Kevin Frandsen, R (8, 4) OBP: 0.298, SLG: 0.300	B FF 91 X FF 90 1-0 2-3 1B		C SL 82 B SL 85 S FF 90 X CU 76 1-2 ① L8	D CH 88 B SI 94 C SI 94 X SI 95 2-1 ② G4-3 2-3		C CU 80 F SI 92 B SI 95 S SL 89 1-3 ① K		X FF 92 0-0 ① G6-3		4 1	0 0	1 0	0 0	0 0	1 0	3 0
11 Ryan Zimmerman, R (1, 5) OBP: 0.323, SLG: 0.414 (8, 3)	C FF 90 D SL 84 F FF 91 B FF 91 D SL 83 X CH 89 3-2 ① SF9 3-H		C FF 90 F SL 83 F FF 91 B SL 83 D SL 84 B FF 90 B FF 90 4-2 1-2 BB	C SL 90 F SI 95 B FF 96 B CH 90 B SI 95 X SI 92 3-2 34 1B 3-H 1B		B SI 93 B SL 87 X SI 92 2-0 1-2 1B		C FF 92 B FF 93 F FF 94 B FF 95 X SL 87 2-2 ② L9	3	0	2	1	1	0	0
34 Bryce Harper, L (1, 7) OBP: 0.350, SLG: 0.407	B FF 90 F SL 89 F FF 90 1 SAFE B SL 82 B SL 83 F FF 90 S CU 74 3-3 ② K	B SL 82 C FF 89 F FF 90 D SL 85 D SL 84 F FF 91 C SL 83 3-3 ② K	F SI 93 X FF 95 0-1 1-2 1B	B SL 85 B SI 93 F FF 91 F SI 93 F SL 88 S FF 93 2-3 ② K		F FF 93 C FF 92 X FF 93 0-2 ③ G3-1			5	0	1	0	0	3	5
20 Ian Desmond, R (1, 6) OBP: 0.285, SLG: 0.414	C FF 91 S FF 90 D SL 84 S SL 84 1-3 ③ K2-3	S SL 83 B SL 84 F SL 84 F SL 86 B FF 91 B SL 82 F FF 91 F FF 92 F SL 84 3-2 ③ X FF 92 G5-3	B CH 88 F FF 93 S SI 92 C SI 94 1-3 ③ K	F SL 83 S SL 86 X SI 92 0-2 ③ L9						4	0	0	0	0	2	7
40 Wilson Ramos, R (1, 2) OBP: 0.328, SLG: 0.391		B SL 88 X SL 86 1-0 1B		X FF 90 0-0 ① G4-3	B FF 93 S SL 86 X SL 84 1-1 E6 2 G6-3 37 SH1-4		F FF 94 C ST 82 B FF 94 B ST 83 X ST 83 2-2 ① G6-3			4	0	1	0	0	0	0
37 Stephen Strasburg, R (1, 1) OBP: 0.237, SLG: 0.125 35 Craig Stammen, R (8, 1) OBP: 0.250, SLG: 0.500		X SL 88 0-0 ① B2		B SL 88 C SL 88 X FF 90 1-1 2 1B 6 2B 2B	L FF 92 X FF 91 0-1 ① SH1-4 1-2		B SI 93 B FF 94 B FF 93 B FF 94 4-0 6 FC5-4 2 BB BB			2 0	1 0	1 0	0 0	1 0	0 0	1 0
Inning Stats	R: 3 E: 0 K: 2 S: 17 H: 2 LOB: 1 BB: 2 P: 34	R: 0 E: 0 K: 0 S: 4 H: 1 LOB: 1 BB: 0 P: 8	R: 0 E: 0 K: 1 S: 18 H: 0 LOB: 2 BB: 2 P: 33	R: 4 E: 0 K: 1 S: 22 H: 6 LOB: 2 BB: 0 P: 37	R: 0 E: 1 K: 0 S: 9 H: 0 LOB: 1 BB: 0 P: 11	R: 0 E: 0 K: 2 S: 12 H: 1 LOB: 2 BB: 1 P: 21	R: 0 E: 0 K: 0 S: 9 H: 0 LOB: 2 BB: 2 P: 19	R: 0 E: 0 K: 0 S: 7 H: 0 LOB: 0 BB: 0 P: 9		1B: 6 2B: 4 3B: 0 HR: 0 SF: 1 SAC: 1 DP: 0 HBP: 0					

BOTTOM

Colorado Rockies @ Washington Nationals

Nationals Park, Washington, DC

Tue Jul 01 2014, 7:11 PM - 10:27 PM EDT

Att. 26,033 - Partly Cloudy - 91 F

livebaseballscorecards.com

AB	33
R	7
H	10
RBI	6
BB	7
SO	6
LOB	24

WP: 2 PA: 42
PB: 0
SB: 0
CS: 0

PITCHER		IP	WLS	BF	H	R	ER	SO	BB	IBB	HBP	BLK	WP	HR	S	P	ERA	WHIP
53 Christian Friedrich, L ERA: 9.0	(1, 1)	3.1	L	19	5	5	5	3	4	0	0	0	0	0	45	84	13.50	2.700
35 Chad Bettis, R ERA: 9.92	(4, 1)	2.0		13	5	2	2	2	1	0	0	0	2	0	30	51	9.00	3.000
34 Matt Belisle, R ERA: 4.46	(6, 1)	0.2		2	0	0	0	1	0	0	0	0	0	0	7	9	0.00	0.000
0 Adam Ottavino, R ERA: 4.64	(7, 1)	1.0		5	0	0	0	0	2	0	0	0	0	0	9	19	0.00	2.000
49 Rex Brothers, L ERA: 4.37	(8, 1)	1.0		3	0	0	0	0	0	0	0	0	0	0	7	9	0.00	0.000

PITCHER	IP	WLS	BF	H	R	ER	SO	BB	IBB	HBP	BLK	WP	HR	S	P	ERA	WHIP

Batter	1	2	3	4	5	6	7	8	9	AB	R	H	RBI	BB	SO	LOB
19 Charlie Blackmon, L (1, 9) OBP: 0.337, SLG: 0.465	C SI 87 S SI 88 B SI 87 F SI 89 X SI 88 1-2 F9 ①		C SI 86 X CH 79 0-1 F8 ①		C SI 86 B SI 88 X CU 72 1-1 2B			F CU 75 F CH 80 B FF 92 X FS 83 1-2 L7 ①		4	0	1	0	0	0	0
13 Drew Stubbs, R (1, 8) OBP: 0.332, SLG: 0.467	X SI 87 0-0 F8 ②		B SI 87 C CH 79 B SI 88 X CH 80 2-1 2 L8 33 1B 1B		B SI 85 F SI 87 C SI 88 C SI 88 1-3 K ②			C CH 81 F FF 93 B FF 92 F FF 93 B FS 83 S CH 81 2-3 K ②		4	0	1	0	0	2	1
33 Justin Morneau, L (1, 3) OBP: 0.350, SLG: 0.517	C SI 89 F SI 89 X FC 82 0-2 L6 ③		B SI 87 1 SAFE 1 SAFE F CH 79 1 SAFE X SI 87 1-1 1-2 1B		X CU 72 0-0 L8 ③			C CU 76 X CH 82 0-1 1B		4	0	2	0	0	0	1
2 Troy Tulowitzki, R (1, 6) OBP: 0.443, SLG: 0.613		C SI 87 B SI 87 X SI 88 1-1 6 1B 8 HR 1B	L CU 72 B FF 88 X SI 87 1-1 2-3 L8 ②			C CU 72 B SI 88 B FF 89 B CH 81 X SI 89 3-1 L7 ①		F FF 92 C FF 92 F FF 93 S FS 85 0-3 K ③		4	1	1	0	0	1	3
6 Corey Dickerson, L (1, 7) OBP: 0.396, SLG: 0.600		X SI 87 0-0 1-2 8 HR 1B	S CU 71 C SI 88 S CU 74 0-3 K ③			C CH 80 B SI 87 C SI 88 S CU 73 1-3 K ②			F FF 92 F SL 82 B FF 92 S FF 93 1-3 K ①	4	1	1	0	0	3	2
44 Ryan Wheeler, L (1, 5) OBP: 0.290, SLG: 0.389		D CH 80 X SI 87 1-0 L8 ①		C SI 89 B SI 87 X CH 82 1-1 8 FC5-4 1B		F SI 88 B FC 87 B CU 73 B CH 80 X SI 89 3-1 L8 ③			B FF 94 X FF 93 1-0 L3 ②	4	0	1	0	0	0	2
8 Michael McKenry, R (1, 2) OBP: 0.361, SLG: 0.456 23 Charlie Culberson, R (9, PR) OBP: 0.239, SLG: 0.309		B SI 87 X FC 85 1-0 1-H 2-H HR	X SI 88 0-0 FC5-4 9 G6-4-3 1-2f ①				C CH 79 B SI 87 F SI 87 F CU 72 B FF 87 C CH 82 2-3 K ①		B FF 93 S FF 93 B FF 93 B FF 92 F SI 93 F SI 94 F FF 92 F FF 92 F FF 94 4-2 B FF 93 9 1B BB	3 0	1 0	1 0	3 0	1 0	1 0	1 0
9 DJ LeMahieu, R (1, 4) OBP: 0.331, SLG: 0.344		C SI 90 B FF 90 F CH 82 X SI 91 1-2 G3 ②	X SI 88 0-0 G6-4-3 1-2f ② ③				X CU 72 0-0 G5-3 ②		C FF 92 1 SAFE F FF 94 X SL 87 0-2 1-3 1B	4	0	1	0	0	0	1
46 Tyler Matzek, L (1, 1) 34 Matt Belisle, R (7, 1) 0 Adam Ottavino, S (8, 1) 14 Josh Rutledge, R (9, PH) OBP: 0.359, SLG: 0.452		C SI 89 F SI 90 B SI 89 X SI 89 1-2 G6-3 ③			B SI 86 X SI 86 1-0 G3 ①		C SI 86 B SI 86 S SI 87 C SI 88 1-3 K ③		B FF 94 B FF 94 S FF 94 F FF 94 F SL 87 B SL 86 X FF 94 3-2 F9 ③	3 0 0 1	0 0 0 0	0 0 0 0	0 0 0 0	1 0 0 0	0 0 0 0	0 0 0 2

TOP

Colorado Rockies @ Washington Nationals

Nationals Park, Washington, DC

Wed Jul 02 2014, 6:36 PM - 9:17 PM EDT

Att. 28,943 - Overcast - 88 F

livebaseballscorecards.com

AB	35
R	3
H	9
RBI	3
BB	1
SO	8
LOB	13

Inning Stats	1	2	3	4	5	6	7	8	9	1B: 7 SF: 0	WP: 0 PA: 36
	R: 0 H: 0 E: 0 LOB: 0 K: 0 BB: 0 S: 8 P: 9	R: 3 H: 3 E: 0 LOB: 0 K: 0 BB: 0 S: 11 P: 16	R: 0 H: 2 E: 0 LOB: 2 K: 1 BB: 0 S: 11 P: 15	R: 0 H: 1 E: 0 LOB: 0 K: 0 BB: 0 S: 4 P: 5	R: 0 H: 1 E: 0 LOB: 1 K: 1 BB: 0 S: 7 P: 10	R: 0 H: 0 E: 0 LOB: 0 K: 1 BB: 0 S: 7 P: 14	R: 0 H: 0 E: 0 LOB: 0 K: 2 BB: 0 S: 8 P: 11	R: 0 H: 1 E: 0 LOB: 1 K: 2 BB: 0 S: 13 P: 16	R: 0 H: 1 E: 0 LOB: 2 K: 1 BB: 1 S: 17 P: 26	2B: 1 SAC: 0 3B: 0 DP: 1 HR: 1 HBP: 0	PB: 0 SB: 0 CS: 0

PITCHER	IP	WLS	BF	H	R	ER	SO	BB	IBB	HBP	BLK	WP	HR	S	P	ERA	WHIP
58 Doug Fister, R (1, 1) ERA: 2.93	7.0	W	27	7	3	3	5	0	0	0	0	0	1	56	80	3.86	1.000
36 Tyler Clippard, R (8, 1) ERA: 1.95	1.0	H	4	1	0	0	2	0	0	0	0	0	0	13	16	0.00	1.000
29 Rafael Soriano, R (9, 1) ERA: 1.06	1.0	S	5	1	0	0	1	1	0	0	0	0	0	17	26	0.00	2.000

PITCHER	IP	WLS	BF	H	R	ER	SO	BB	IBB	HBP	BLK	WP	HR	S	P	ERA	WHIP

BOTTOM

Batter	1	2	3	4	5	6	7	8	9	AB	R	H	RBI	BB	SO	LOB
2 Denard Span, L (1, 8) OBP: 0.316, SLG: 0.386	B FF 91 C FF 93 F FF 93 B SL 84 X FF 93 2-2 6 G4-6-3 1B		X FF 91 0-0 ③ G4-3		B FF 92 C FF 90 C SL 83 F FF 92 S SL 84 1-3 ② K			C FF 93 B FF 93 C ST 84 B SI 94 F ST 84 S SI 95 2-3 ① K		4	0	1	0	0	2	0
6 Anthony Rendon, R (1, 4) OBP: 0.338, SLG: 0.477 (8, 5)	C FF 92 B FF 93 X CH 89 1-1 ①② G4-6-3 1-2f			C CH 86 F FF 92 F FF 92 X SL 84 0-2 28 S 28 HR 1B	X CH 87 0-0 ③ G1-3			B ST 83 B ST 81 X FF 94 2-0 ② G6-3		4	1	1	0	0	0	1
28 Jayson Werth, R (1, 9) OBP: 0.357, SLG: 0.391	C FF 94 C FF 93 F SL 86 F CU 80 X FF 94 0-2 1B			B FF 91 B CH 85 B FF 92 C FF 92 X FF 93 3-1 1-H HR		X FF 91 0-0 ① F9		C FF 94 B SI 93 B ST 83 S ST 83 F ST 83 S ST 82 2-3 ③ K		4	1	2	2	0	1	0
25 Adam LaRoche, L (1, 3) OBP: 0.408, SLG: 0.498	F FF 93 C SL 83 F FF 92 B SL 86 B SL 85 1 SAFE X FF 94 2-2 ③ F8			C CU 79 C SL 84 C FF 94 0-3 ① K		C FF 91 S SL 84 C FF 92 0-3 ② K				3	0	0	0	0	2	1
11 Ryan Zimmerman, R (1, 5) OBP: 0.323, SLG: 0.408 8 Danny Espinosa, S (8, 4) OBP: 0.284, SLG: 0.348		C FF 91 B FF 92 F CU 79 F SL 84 F FF 93 B SL 82 F FF 94 B CH 87 B FF 93 4-2 34 G3-6 BB		C SL 85 X FF 93 0-1 ② F9		B FF 93 B CH 88 C SL 84 F FF 92 S SL 85 2-3 ③ K				2	0	0	0	1	1	0
										0	0	0	0	0	0	0
34 Bryce Harper, L (1, 7) OBP: 0.350, SLG: 0.415		C FF 92 D SL 83 X FF 92 1-1 ①② G3-6 1-2f		B FF 93 F FF 92 B SL 84 C FF 93 X SL 82 2-2 20 WP 20 1B 2B			M SL 83 S SL 84 F SL 84 F FF 94 S CU 80 0-3 ① K			3	1	1	0	0	1	1
20 Ian Desmond, R (1, 6) OBP: 0.288, SLG: 0.425		F FF 90 X FF 92 0-1 ③ L9		F SL 83 S CU 82 D CU 79 D SL 84 X CU 81 2-2 2-H 1B			S FF 91 X SL 83 0-1 HR			3	1	2	2	0	0	0
59 Jose Lobaton, S (1, 2) OBP: 0.272, SLG: 0.290			C FF 90 X FF 91 0-1 ① G6-3	1 SAFE F FF 91 F CH 86 1 SAFE F FF 92 D SL 84 F FF 93 X CH 87 1-2 ③ F8			B SL 84 B FF 89 X FF 91 2-0 ② G1-3			3	0	0	0	0	0	1
58 Doug Fister, L (1, 1) OBP: 0.050, SLG: 0.050 19 Kevin Frandsen, R (7, PH) OBP: 0.296, SLG: 0.298 36 Tyler Clippard, R (8, 1) 29 Rafael Soriano, R (9, 1)			B FF 91 B FF 90 C FF 91 B FF 92 C FF 92 S FF 92 3-3 ② K		C FF 89 S FF 90 X FF 91 0-2 ① G3-1		C SL 85 B FF 92 B FF 90 X SL 83 2-1 ③ L8			2	0	0	0	0	1	0
										1	0	0	0	0	0	0
										0	0	0	0	0	0	0
										0	0	0	0	0	0	0
Inning Stats	R: 0 E: 0 K: 0 S: 14 H: 2 LOB: 1 BB: 0 P: 19	R: 0 E: 0 K: 0 S: 9 H: 0 LOB: 0 BB: 1 P: 14	R: 0 E: 0 K: 1 S: 6 H: 0 LOB: 0 BB: 0 P: 9	R: 3 E: 0 K: 1 S: 22 H: 4 LOB: 1 BB: 0 P: 30	R: 0 E: 0 K: 1 S: 8 H: 0 LOB: 0 BB: 0 P: 9	R: 0 E: 0 K: 2 S: 7 H: 0 LOB: 0 BB: 0 P: 9	R: 1 E: 0 K: 1 S: 10 H: 1 LOB: 0 BB: 0 P: 14	R: 0 E: 0 K: 2 S: 9 H: 0 LOB: 0 BB: 0 P: 15		1B: 4 2B: 1 3B: 0 HR: 2 SF: 0 SAC: 0 DP: 2 HBP: 0						

PITCHER		IP	WLS	BF	H	R	ER	SO	BB	IBB	HBP	BLK	WP	HR	S	P	ERA	WHIP
46 Tyler Matzek, L ERA: 4.25	(1, 1)	6.1		24	6	3	3	6	1	0	0	0	1	1	71	95	4.26	1.105
34 Matt Belisle, R ERA: 4.63	(7, 1)	0.2	L	3	1	1	1	0	0	0	0	0	0	1	5	9	13.50	1.500
0 Adam Ottavino, R ERA: 4.42	(8, 1)	1.0		3	0	0	0	2	0	0	0	0	0	0	9	15	0.00	0.000

PITCHER	IP	WLS	BF	H	R	ER	SO	BB	IBB	HBP	BLK	WP	HR	S	P	ERA	WHIP

Colorado Rockies @ Washington Nationals

Nationals Park, Washington, DC

Wed Jul 02 2014, 6:36 PM - 9:17 PM EDT

Att. 28,943 - Overcast - 88 F

livebaseballscorecards.com

AB	29
R	4
H	7
RBI	4
BB	1
SO	8
LOB	4

WP: 1 PA: 30
PB: 0
SB: 1
CS: 0

Chicago Cubs @ Washington Nationals

Nationals Park, Washington, DC

Fri Jul 04 2014, 11:07 AM - 2:00 PM EDT

Att. 41,274 - Partly Cloudy - 76 F

TOP

livebaseballscorecards.com

Batter	1	2	3	4	5	6	7	8	9	AB	R	H	RBI	BB	SO	LOB
8 Chris Coghlan, L (1, 7) OBP: 0.297, SLG: 0.351	20 1B 44 G6-3 1B	P5			20 K2-3 44 G3 2B		K		44 FC1-2 20 1B 13 1B IBB	4	3	2	0	1	1	2
20 Justin Ruggiano, R (1, 8) OBP: 0.351, SLG: 0.466	44 G6-3 1-3 1B	HR			K2-3 2-3		P4		44 FC1-2 13 1B 1-2 2-3 3-H 1B	5	2	3	2	0	1	1
44 Anthony Rizzo, L (1, 3) OBP: 0.387, SLG: 0.493	G6-3 1-2f 3-H	K			G3 3-H			G3	FC1-2 13 1B 1-2 2-3 3-Hf	5	0	0	1	0	1	4
13 Starlin Castro, R (1, 6) OBP: 0.335, SLG: 0.472	L6	F8			K			24 G3 2B	1-2 2-H 3-H 1B	5	0	2	2	0	1	0
24 Luis Valbuena, L (1, 5) OBP: 0.348, SLG: 0.430	K	P6				L3		G3 2-3	K	5	0	0	0	0	2	3
19 Nate Schierholtz, L (1, 9) OBP: 0.261, SLG: 0.331	12 1B 1B 1B	12 F8-1-6 1B				F7		P4		4	1	2	0	0	0	1
12 John Baker, L (1, 2) OBP: 0.254, SLG: 0.214	1B 1-2 1B	F8-1-6 1-2				BB			G1-4-3	3	0	1	0	1	0	1
15 Darwin Barney, R (1, 4) OBP: 0.261, SLG: 0.316	L9	FC5-4 1B				L8			6 2B 20 1B 1B	4	1	2	0	0	0	3
Jason Hammel, R (1, 1) OBP: 0.167, SLG: 0.143	1-2 2-H 1B	FC5-4 1-2f					L5		20 1B 44 FC1-2 1-3 2B	3	0	1	1	0	0	1
54 Neil Ramirez, R (7, 1)										0	0	0	0	0	0	0
46 Pedro Strop, R (8, 1)										0	0	0	0	0	0	0
30 Mike Olt, R (9, PH) OBP: 0.229, SLG: 0.371										0	0	0	0	0	0	0
6 Ryan Sweeney, L (9, PH) OBP: 0.256, SLG: 0.269										1	0	1	0	0	0	0
63 Brian Schlitter, R (9, 1) OBP: 1.000, SLG: 1.000										0	0	0	0	0	0	0
Inning Stats	R: 1 E: 0 K: 0 S: 7 H: 2 LOB: 0 BB: 0 P: 11	R: 1 E: 0 K: 1 S: 12 H: 3 LOB: 2 BB: 0 P: 17	R: 1 E: 0 K: 1 S: 7 H: 1 LOB: 0 BB: 0 P: 10	R: 0 E: 0 K: 0 S: 11 H: 2 LOB: 1 BB: 0 P: 15	R: 1 E: 0 K: 2 S: 9 H: 1 LOB: 0 BB: 0 P: 12	R: 0 E: 0 K: 0 S: 6 H: 0 LOB: 1 BB: 1 P: 10	R: 0 E: 0 K: 1 S: 9 H: 0 LOB: 0 BB: 0 P: 12	R: 0 E: 0 K: 0 S: 19 H: 1 LOB: 1 BB: 0 P: 24	R: 3 E: 0 K: 1 S: 17 H: 4 LOB: 2 BB: 1 P: 28	1B: 10 2B: 4 3B: 0 HR: 1 SF: 0 SAC: 0 DP: 2 HBP: 0	WP: 0 PB: 0 SB: 0 CS: 0 PA: 41					

	AB	39
	R	7
	H	14
	RBI	6
	BB	2
	SO	6
	LOB	16

PITCHER		IP	WLS	BF	H	R	ER	SO	BB	IBB	HBP	BLK	WP	HR	S	P	ERA	WHIP
57 Tanner Roark, R ERA: 3.12	(1, 1)	7.0	L	29	9	4	4	5	1	0	0	0	0	1	61	87	5.14	1.429
48 Ross Detwiler, L ERA: 4.1	(8, 1)	1.1		6	2	1	1	0	0	0	0	0	0	0	23	28	6.75	1.500
30 Aaron Barrett, R ERA: 2.57	(9, 1)	0.0		3	2	0	0	0	0	1	0	0	0	0	4	11	∞	∞
13 Jerry Blevins, L ERA: 5.04	(9, 1)	0.2		3	1	2	2	1	0	0	0	0	0	0	9	13	27.00	1.500

PITCHER		IP	WLS	BF	H	R	ER	SO	BB	IBB	HBP	BLK	WP	HR	S	P	ERA	WHIP

BOTTOM

Chicago Cubs @ Washington Nationals

Nationals Park, Washington, DC

Fri Jul 04 2014, 11:07 AM - 2:00 PM EDT

Att. 41,274 - Partly Cloudy - 76 F

livebaseballscorecards.com

Batter	1	2	3	4	5	6	7	8	9	AB	R	H	RBI	BB	SO	LOB
2 Denard Span, L (1, 8) OBP: 0.315, SLG: 0.388	C FF 91 X SI 92 0-1 ① G3-1		B CU 76 B CU 75 B SI 91 C FF 92 X FF 92 3-1 2B		C CU 76 D SI 93 B SL 82 X SL 83 2-1 ② FC3-6 1-2f 2-3		X FF 96 0-0 ③ P6			4	0	1	0	0	0	3
34 Bryce Harper, L (1, 7) OBP: 0.336, SLG: 0.398	B FF 92 B SI 93 X SI 93 2-0 ② L7		C SL 82 F FF 93 B SI 93 D SL 82 S SL 81 2-3 ③ K		F SL 83 B SL 82 1 SAFE 1 SAFE S SL 83 S SL 82 1-3 ③ K			B SL 79 S SI 96 B SL 89 B SL 82 X SI 96 3-1 ① G4-3		4	0	0	0	0	2	3
28 Jayson Werth, R (1, 9) OBP: 0.361, SLG: 0.406	B FF 93 B CU 76 C FF 92 B FF 93 X SI 92 3-1 HR			B SI 92 C SL 82 C CU 76 B SI 91 B SL 81 B FF 93 4-2 BB		C SI 92 X SL 82 0-1 ① G5-3		B SI 97 C SL 82 S SL 82 X SI 96 1-2 2B		3	1	2	1	1	0	0
25 Adam LaRoche, L (1, 3) OBP: 0.402, SLG: 0.490	B FF 93 C CU 76 X CH 86 1-1 ③ G3-1			X SI 92 0-0 ① L8		B SI 92 C CH 85 B SI 93 F CU 76 B SL 82 F FF 93 S SL 83 3-3 ② K		S SI 96 S FF 97 F SI 96 F FF 92 S SL 83 0-3 ② K		4	0	0	0	0	2	2
11 Ryan Zimmerman, R (1, 5) OBP: 0.321, SLG: 0.404		B FF 92 B FF 93 X CH 85 2-0 6 G6-4-3 1B		1 SAFE X SI 92 0-0 ② F7		B CU 77 B CH 85 C FF 93 B CH 85 C FF 92 C FF 92 3-3 ③ K		C SI 97 X SL 82 0-1 ③ F9		4	0	1	0	0	1	2
6 Anthony Rendon, R (1, 4) OBP: 0.337, SLG: 0.477		C SL 82 X FF 93 0-1 ①② G6-4-3 1-2f		1 SAFE F FF 92 C SL 82 B FF 92 1 SAFE S SL 83 1-3 ③ K			B FF 88 X SI 91 1-0 40 1B 2B		C SI 92 F SI 92 F SI 94 B SL 81 X SI 93 1-2 ① P6	4	1	1	0	0	1	2
20 Ian Desmond, R (1, 6) OBP: 0.288, SLG: 0.423		C FF 93 S SL 82 S SL 82 0-3 ③ K			X SL 82 0-0 2 FC3-6 40 BB 1B		C FF 95 B FF 95 B SL 88 B FF 96 F FF 95 S FF 96 3-3 ① K		C SI 93 B SL 82 X SI 93 1-1 ② G6-3	4	0	1	0	0	2	1
40 Wilson Ramos, R (1, 2) OBP: 0.333, SLG: 0.389			C SL 81 B FF 92 X SL 81 1-1 ① G5-3		F FF 90 B SI 91 1 SAFE C FF 91 D SL 82 F FF 93 1 SAFE F FF 94 D SL 82 4-2 F SI 92 B SI 92 1-2 2 FC3-6 BB		X FF 97 0-0 2-H 1B		B SI 93 B SI 92 X SI 92 2-0 ③ G6-3	3	0	1	1	1	0	0
57 Tanner Roark, R (1, 1) OBP: 0.143, SLG: 0.143 15 Nate McLouth, L (7, PH) OBP: 0.310, SLG: 0.268 48 Ross Detwiler, R (8, 1) 30 Aaron Barrett, R (9, 1) 13 Jerry Blevins, L (9, 1)			C FF 92 B FF 93 B SI 83 F SI 92 X SL 82 2-2 ② G4-3		B SL 83 B FF 91 B FF 92 C FF 92 M FF 92 L FF 92 3-3 ① K		C FF 96 D CU 80 C FF 95 C SL 88 1-3 ② K			2 1 0 0 0	0 0 0 0 0	0 0 0 0 0	0 0 0 0 0	0 1 0 0 0	1 1 0 0 0	2 1 0 0 0

	AB	33
	R	2
	H	7
	RBI	2
	BB	2
	SO	10
	LOB	16

Inning Stats	1	2	3	4	5	6	7	8	9
	R: 1 E: 0 K: 0 S: 7	H: 1 LOB: 0 BB: 0 P: 13	R: 0 E: 0 K: 1 S: 6	H: 1 LOB: 0 BB: 0 P: 8	R: 0 E: 0 K: 1 S: 10	H: 1 LOB: 1 BB: 0 P: 18	R: 0 E: 0 K: 1 S: 7	H: 0 LOB: 1 BB: 1 P: 12	R: 0 E: 0 K: 2 S: 14	H: 1 LOB: 2 BB: 1 P: 24	R: 0 E: 0 K: 2 S: 9	H: 0 LOB: 0 BB: 0 P: 15	R: 1 E: 0 K: 2 S: 9	H: 2 LOB: 1 BB: 0 P: 14	R: 0 E: 0 K: 1 S: 12	H: 1 LOB: 1 BB: 0 P: 16	R: 0 E: 0 K: 0 S: 7	H: 0 LOB: 0 BB: 0 P: 11

	1B: 3	SF: 0	WP: 0	PA: 35
	2B: 3	SAC: 0	PB: 0	
	3B: 0	DP: 1	SB: 0	
	HR: 1	HBP: 0	CS: 0	

PITCHER		IP	WLS	BF	H	R	ER	SO	BB	IBB	HBP	BLK	WP	HR	S	P	ERA	WHIP
Jason Hammel, R ERA: 2.98	(1, 1)	6.0	W	24	5	2	2	7	2	0	0	0	0	1	54	92	3.00	1.167
54 Neil Ramírez, R ERA: 1.19	(7, 1)	1.0	H	4	1	0	0	2	0	0	0	0	0	0	8	12	0.00	1.000
46 Pedro Strop, R ERA: 2.83	(8, 1)	1.0	H	4	1	0	0	1	0	0	0	0	0	0	12	16	0.00	1.000
63 Brian Schlitter, R ERA: 2.56	(9, 1)	1.0		3	0	0	0	0	0	0	0	0	0	0	7	11	0.00	0.000

PITCHER	IP	WLS	BF	H	R	ER	SO	BB	IBB	HBP	BLK	WP	HR	S	P	ERA	WHIP

Batter	1	2	3	4	5	6	7	8	9	AB	R	H	RBI	BB	SO	LOB
21 Junior Lake, R (1, 8) OBP: 0.253, SLG: 0.394	C SI 89 F FF 91 B FF 91 S CU 77 1-3 ① K		X CH 83 0-0 ② B1-3			F SI 91 X CU 77 0-1 ① G5-3		C SI 92 B CH 83 C CH 82 B CU 78 F SI 91 X CH 82 2-2 ③ G1-3		4	0	0	0	0	1	0
20 Justin Ruggiano, R (1, 9) OBP: 0.355, SLG: 0.467	B FF 91 S CH 84 B CH 84 S FF 92 X CH 84 2-2 ② G5-3		C FF 92 B CU 78 B CH 83 B CH 83 S CH 85 F FF 92 F CH 84 F FF 94 X FF 93 3-2 ③ F7			X FF 92 0-0 1B			B SI 93 F SI 92 B FC 88 X SI 93 2-1 6 L4-3 1B	4	0	2	0	0	0	0
44 Anthony Rizzo, L (1, 3) OBP: 0.384, SLG: 0.489 52 Justin Grimm, R (6, 1) 6 Ryan Sweeney, L (7, 7) OBP: 0.256, SLG: 0.257	S SI 91 B CU 78 F FF 94 C SI 90 1-3 ③ K			B FF 91 C SI 90 B FF 91 F FF 89 F CU 75 X FF 92 2-2 ① P6		F SI 90 S SI 91 B SI 90 S CU 78 1-3 ② K			C SI 91 X SI 91 0-1 ① L4-3 1-1 ②	3 0 1	0 0 0	0 0 0	0 0 0	0 0 0	2 0 1	1 0 1
13 Starlin Castro, R (1, 6) OBP: 0.337, SLG: 0.470		C CU 75 B CH 83 F SI 91 B CU 78 X SI 91 2-2 5 CS 1B		C CH 83 B SI 92 B FF 92 B SI 92 B SI 92 4-1 BB		C SI 92 C CU 77 D CU 78 X CH 83 1-2 ③ G6-3			X SI 93 0-0 ③ F8	3	0	1	0	1	0	1
5 Welington Castillo, R (1, 2) OBP: 0.286, SLG: 0.381		C FF 91 F FF 92 D CU 78 F CU 78 1 SAFE 1 SAFE B FF 92 B CU 79 X FF 92 3-2 ① 8 1B 1-2 1B		C SI 89 X FF 91 0-1 ② F9			B FF 89 C SI 90 X CH 82 1-1 ① G5-3			3	0	1	0	0	0	1
30 Mike Olt, R (1, 5) OBP: 0.225, SLG: 0.365 (6, 3)		C FF 92 C CU 77 B FF 92 D CU 79 S CH 84 2-3 ② K		C SI 91 X CH 83 0-1 ③ G2-3			B SI 91 F SI 92 S CU 76 S CH 82 1-3 ② K			3	0	0	0	0	2	2
8 Chris Coghlan, L (1, 7) OBP: 0.298, SLG: 0.350 53 Wesley Wright, R (7, 1)		F FF 92 C FF 92 F CU 76 B SI 91 B SI 92 D CU 76 X SI 92 3-2 1-2 1B			C FF 92 B CU 76 X FF 92 1-1 ① G4-3		X FF 92 0-0 ③ F8			3 0	0 0	1 0	0 0	0 0	0 0	0 0
15 Darwin Barney, R (1, 4) OBP: 0.257, SLG: 0.311		B SI 92 X SI 92 1-0 ③ F7			C SI 92 S CH 84 F CU 77 S CH 84 0-3 ② K			C FF 91 C SI 90 X FF 91 0-2 ① G6-3		3	0	0	0	0	1	2
33 Carlos Villanueva, R (1, 1) 18 Chris Rusin, L (3, 1) 24 Luis Valbuena, L (6, 5) OBP: 0.347, SLG: 0.429			B SI 89 T SI 90 C SI 92 C CU 76 1-3 ① K		C FF 92 X FF 92 0-1 ③ P5			C FF 92 S FF 92 B CU 76 X FF 92 1-2 ② G6-3		1 1 1	0 0 0	0 0 0	0 0 0	0 0 0	1 0 0	0 0 0
Inning Stats	R: 0 E: 0 K: 2 S: 9 H: 0 LOB: 0 BB: 0 P: 13	R: 0 E: 0 K: 1 S: 15 H: 3 LOB: 2 BB: 0 P: 26	R: 0 E: 0 K: 1 S: 10 H: 0 LOB: 0 BB: 0 P: 14	R: 0 E: 0 K: 0 S: 9 H: 0 LOB: 1 BB: 1 P: 15	R: 0 E: 0 K: 1 S: 8 H: 0 LOB: 0 BB: 0 P: 9	R: 0 E: 0 K: 1 S: 9 H: 1 LOB: 1 BB: 0 P: 11	R: 0 E: 0 K: 1 S: 6 H: 0 LOB: 0 BB: 0 P: 8	R: 0 E: 0 K: 0 S: 10 H: 0 LOB: 0 BB: 0 P: 13	R: 0 E: 0 K: 0 S: 5 H: 1 LOB: 0 BB: 0 P: 7	1B: 5 2B: 1 3B: 0 HR: 0 SF: 0 SAC: 0 DP: 1 HBP: 0						

PITCHER		IP	WLS	BF	H	R	ER	SO	BB	IBB	HBP	BLK	WP	HR	S	P	ERA	WHIP
47 Gio González, L ERA: 3.52	(1, 1)	8.0	W	28	4	0	0	7	1	0	0	0	0	0	76	109	0.00	0.625
35 Craig Stammen, R ERA: 2.68	(9, 1)	1.0		3	1	0	0	0	0	0	0	0	0	0	5	7	0.00	1.000

PITCHER	IP	WLS	BF	H	R	ER	SO	BB	IBB	HBP	BLK	WP	HR	S	P	ERA	WHIP

TOP

Chicago Cubs @ Washington Nationals

Nationals Park, Washington, DC

Sat Jul 05 2014, 4:07 PM - 7:16 PM EDT

Att. 38,473 - Sunny - 84 F

livebaseballscorecards.com

AB	30
R	0
H	5
RBI	0
BB	1
SO	7
LOB	8

BOTTOM

Chicago Cubs @ Washington Nationals

Nationals Park, Washington, DC

Sat Jul 05 2014, 4:07 PM - 7:16 PM EDT

Att. 38,473 - Sunny - 84 F

livebaseballscorecards.com

Batter	1	2	3	4	5	6	7	8	9	AB	R	H	RBI	BB	SO	LOB
2 Denard Span, L (1, 8) OBP: 0.314, SLG: 0.386 7 Scott Hairston, R (7, PH) OBP: 0.308, SLG: 0.429 (8, 7)	C FF 87 F SI 89 B SI 89 B FF 91 B CU 77 X FF 91 3-2 ① L7		2-2 6 2B 1B 0-1 ③ G1-3			C FF 89 F FC 87 B SI 90 C SI 91 1-3 ② K	C SL 82 C FF 95 D SL 85 S FF 95 1-3 ① K	B SI 92 B KC 79 X CH 86 2-0 ③ G1-3		4 1 1 0 0 1 1 2 0 0 0 0 1 2						
6 Anthony Rendon, R (1, 4) OBP: 0.343, SLG: 0.489	B FF 90 B CH 82 B CH 82 B FF 89 4-0 25 WP 25 S BB		1 SAFE 1 SAFE 1 SAFE 1 SAFE C SI 88 S SL 83 B FF 91 D SL 83 B FF 89 3-2 F CH 83 F SI 91 F FF 92 1 SAFE X FF 92 1-H 28 2B 2B	B FF 88 F FF 88 B CH 77 B SI 86 F SI 88 F FC 86 C SI 89 3-3 ① K		F SI 87 S SL 86 B CU 78 X FC 85 1-2 28 2B 2B	B FF 96 B FF 96 F FF 95 X FF 96 2-2 19 1B 11 2B 1-3 3-H 2B		4 3 3 2 1 1 0						
28 Jayson Werth, R (1, 9) OBP: 0.366, SLG: 0.417 15 Nate McLouth, L (7, PH) OBP: 0.308, SLG: 0.266 (8, 9)	1 SAFE F SI 89 S CU 76 B FF 91 1 SAFE S FF 92 1-3 ② K		C SI 90 C FF 90 B FF 90 B CU 79 B FF 89 X FF 91 3-2 25 FC2 11 2B 2-H 2B	C FF 89 B SI 88 F FC 86 B SI 91 X SL 86 2-2 25 G6-3 1B		C SI 88 C FC 86 X CU 78 0-2 25 1B 2-H 2B	S FF 95 C FF 95 D CU 82 C FF 95 1-3 ② K		4 2 3 2 0 1 1 1 0 0 0 0 1 2						
25 Adam LaRoche, L (1, 3) OBP: 0.400, SLG: 0.486 19 Kevin Frandsen, R (7, 5) OBP: 0.301, SLG: 0.303	F SI 90 C SI 91 F FF 91 F FF 91 F SL 84 B CU 79 B SL 86 X CU 78 2-2 ③ F7 1-3		D CU 81 X FC 84 1-0 FC2 11 2B 34 WP 2-3	X FC 87 0-0 ② ③ G6-3 1-2f		F FC 86 C FC 85 B SI 90 X SI 88 1-2 34 1B 11 1B 2-H 1B	B FF 96 C FF 96 B FF 96 X FF 95 2-1 11 2B 2-3 3-H 1B		4 1 1 1 0 0 3 1 1 1 1 0 0 0						
11 Ryan Zimmerman, R (1, 5) OBP: 0.335, SLG: 0.430 (7, 3)		B FF 89 X CH 81 1-0 34 SH1-3 20 1B 1B B SI 89 B SI 88 F FC 86 X SI 87 2-1 34 WP 20 1B 1-3 3-H 2B			B CU 77 X SI 88 1-0 ① F9	B SI 87 B SI 87 C FC 85 X FC 85 2-1 34 1B 1-2 1B	C SL 83 B SI 93 S SL 82 B FF 95 X CU 83 2-2 1-H 3-H 2B			5 2 4 3 0 0 0						
34 Bryce Harper, L (1, 7) OBP: 0.342, SLG: 0.396 (8, 8)		B SI 89 S FF 90 1 SAFE X CU 78 1-1 ① SH1-3 1-2 S SI 89 S SI 90 B CU 78 S SI 90 1-3 ① K 2-3 3-H			B SL 87 S SI 89 X SI 89 1-1 ② L7	C SI 89 B FC 86 B SI 88 F FC 85 F CU 82 F SI 88 X CU 81 2-2 1-2 2-3 1B D FF 94 B FF 94 F FF 92 D SI 94 B CU 79 4-1 BB			3 0 1 0 1 1 1						
20 Ian Desmond, R (1, 6) OBP: 0.292, SLG: 0.424		C SI 89 B SL 85 X SL 84 1-1 2-H 1B B SI 87 F FC 86 X FC 86 1-1 40 1B 40 1B 3-H 1B			B SI 88 B SI 87 B FF 89 D SI 88 4-0 BB	C FF 94 B FF 96 B FF 95 S FF 94 F FF 95 F FF 95 F SL 83 F FF 95 C FF 94 2-3 ③ B SI 91 F FF 90 F FF 91 C FF 92 1-3 ③			4 1 2 2 1 2 5						
40 Wilson Ramos, R (1, 2) OBP: 0.336, SLG: 0.398		B FF 90 F SI 88 1 SAFE 1 SAFE F CH 83 B FF 90 S SL 84 2-3 ② K B SI 88 X SI 87 1-0 47 SH1-4 1-H 1B			B SI 88 F FC 86 S S FC 85 1-3 ③ K	C FF 92 B CU 82 B FF 95 C FF 94 F FF 95 X SL 86 2-2 47 1B 6 2B 2B F KC 78 B FF 92 F KC 80 C FF 91 1-3 ① K			5 1 2 1 0 3 2						
47 Gio González, R (1, 1) OBP: 0.130, SLG: 0.261 8 Danny Espinosa, S (8, PH) OBP: 0.283, SLG: 0.347 35 Craig Stammen, R (9, 1) OBP: 0.250, SLG: 0.500		F FF 90 F FF 91 X SL 85 0-2 ③ G5-3 B FF 88 X SI 89 1-0 ② SH1-4 1-2			S SI 87 X SI 87 0-1 ① G6-3	X FF 94 0-0 6 2B 19 1B 2-3 1B B SI 92 X FF 92 1-0 ② F7			3 1 1 0 0 0 1 1 0 0 0 0 0 0 0 0 0 0 0 0 0						
Inning Stats	R: 0 E: 0 K: 1 S: 12 H: 0 LOB: 1 BB: 1 P: 22	R: 1 E: 0 K: 1 S: 11 H: 2 LOB: 1 BB: 0 P: 16	R: 6 E: 0 K: 1 S: 24 H: 6 LOB: 1 BB: 0 P: 39	R: 0 E: 0 K: 1 S: 8 H: 1 LOB: 0 BB: 0 P: 13	R: 0 E: 0 K: 1 S: 6 H: 0 LOB: 1 BB: 1 P: 13	R: 2 E: 0 K: 2 S: 28 H: 5 LOB: 3 BB: 0 P: 37	R: 4 E: 0 K: 3 S: 23 H: 5 LOB: 2 BB: 1 P: 38	R: 0 E: 0 K: 1 S: 5 H: 0 LOB: 0 BB: 0 P: 9		1B: 11 2B: 8 3B: 0 HR: 0 SF: 0 SAC: 2 DP: 1 HBP: 0	WP: 2 PB: 0 SB: 1 CS: 0 PA: 46					

	AB	41
	R	13
	H	19
	RBI	12
	BB	3
	SO	11
	LOB	18

PITCHER		IP	WLS	BF	H	R	ER	SO	BB	IBB	HBP	BLK	WP	HR	S	P	ERA	WHIP
33 Carlos Villanueva, R ERA: 6.42	(1, 1)	2.0	L	12	5	4	4	2	1	0	0	0	1	0	35	58	18.00	3.000
18 Chris Rusin, L ERA: 6.23	(3, 1)	3.2		21	9	5	5	4	1	0	0	0	1	0	47	73	12.27	2.727
52 Justin Grimm, R ERA: 4.97	(6, 1)	1.0		9	5	4	4	3	1	0	0	0	0	0	27	43	36.00	6.000
53 Wesley Wright, L ERA: 2.22	(7, 1)	1.1		4	0	0	0	2	0	0	0	0	0	0	8	13	0.00	0.000

PITCHER	IP	WLS	BF	H	R	ER	SO	BB	IBB	HBP	BLK	WP	HR	S	P	ERA	WHIP

Chicago Cubs @ Washington Nationals

Nationals Park, Washington, DC

Sun Jul 06 2014, 1:37 PM - 4:49 PM EDT

Att. 32,941 - Partly Cloudy - 85 F

livebaseballscorecards.com

Batter	1	2	3	4	5	6	7	8	9	AB	R	H	RBI	BB	SO	LOB
6 Ryan Sweeney, L (1, 7) OBP: 0.256, SLG: 0.256	C FF 92 B FF 94 X FF 94 1-1 F9 ①		B FF 93 C FF 93 B CU 78 X FF 94 2-1 G4-3 ①		C FF 92 B CH 86 X FF 93 1-1 13 FC6-4 1B		1 SAFE X FF 94 0-0 SH1-3 ① 1-2	C FF 92 B FF 91 B FF 92 X CH 82 2-1 G4-3 ③		4	0	1	0	0	0	2
20 Justin Ruggiano, R (1, 8) OBP: 0.364, SLG: 0.476	B FF 95 C SL 88 X FF 94 1-1 2B		C SL 87 S SL 87 B SL 87 B SL 88 X SL 88 2-2 13 FC6-4 44 1B 1B		C SL 86 C FF 93 1 SAFE B SL 88 S FF 94 1-3 K ①		C FF 93 B SL 83 B SI 94 B CH 86 F FF 94 D CH 86 4-2 44 1B BB		B SL 83 F FF 93 S SL 87 X SL 86 1-2 G5-3 ①	4	0	2	0	1	1	1
44 Anthony Rizzo, L (1, 3) OBP: 0.384, SLG: 0.487	B FF 94 F FF 95 S FF 94 2 SAFE B FF 95 F SL 89 B FF 94 F FF 95 X CH 87 3-2 F9 ②		F FF 93 1 SAFE F CH 86 X FF 94 0-2 13 FC6-4 1-2 1B		F CH 87 F FF 95 F CH 86 S FF 93 1 SAFE 0-3 K ②		C FF 94 B CH 87 X CH 87 1-1 1-2 2-3 1B		B FF 93 X FF 94 1-0 P3 ②	5	0	2	0	0	1	2
13 Starlin Castro, R (1, 6) OBP: 0.332, SLG: 0.465	B SL 88 S SL 88 F FF 94 B FF 94 F SL 88 X FF 94 2-2 P4 ③		S SL 88 B FF 95 F SL 87 F FF 94 B CU 78 X SL 87 2-2 FC6-4 ② 1-2f 2-3		B FF 94 B SL 88 B FF 94 C FF 94 X SL 86 3-1 FC6-4 ③ 1-2f		B FF 94 C FF 93 X SL 83 1-1 SF8 ② 3-H		C SL 86 X FF 94 0-1 G5-3 ③	4	0	0	1	0	0	4
24 Luis Valbuena, L (1, 5) OBP: 0.342, SLG: 0.421		B FF 93 S FF 94 B CU 78 X FF 93 2-1 F8 ①	C CU 80 X CH 87 0-1 G3 ③			C FF 92 B CU 78 F FF 92 B FF 94 X FF 93 2-2 F8 ①	F SI 92 F SL 87 B CU 74 B SL 87 S SI 92 2-3 K ③			4	0	0	0	0	1	4
19 Nate Schierholtz, L (1, 9) OBP: 0.260, SLG: 0.330		B FF 93 F CH 87 F FF 94 S FF 94 1-3 K ②		S FF 93 B FF 93 S FF 95 F FF 95 F FF 94 F FF 94 X FF 94 1-2 P3 ①		F FF 93 F FF 94 B CU 79 F FF 94 S FF 94 1-3 K ②		B CH 79 B FF 92 S CH 80 S CH 80 F FF 94 F FF 92 B CH 81 F CH 80 F FF 92 X CH 80 3-2 15 SH5-4 12 S 1B		4	0	1	0	0	2	0
12 John Baker, L (1, 2) OBP: 0.280, SLG: 0.229		B FF 93 C FF 93 F CU 79 F FF 94 F SL 88 F FF 95 B FF 95 B CU 81 B FF 94 4-2 15 1B BB		F FF 94 X FF 94 0-1 1B		X FF 93 0-0 15 FC5-4 1B		B FF 92 B CH 82 B FF 91 C FF 92 B CH 80 4-1 15 SH5-4 1-2 BB		2	0	2	0	2	0	0
15 Darwin Barney, R (1, 4) OBP: 0.258, SLG: 0.311		C FF 95 X SL 88 0-1 1-2 1B		C SL 86 C FF 93 F FF 93 X SL 88 0-2 F8 ②		X FF 94 0-0 FC5-4 ③ 1-2f		L FF 91 X FF 92 0-1 SH5-4 ① 1-2 2-3		3	0	1	0	0	0	2
49 Jake Arrieta, R (1, 1) OBP: 0.211, SLG: 0.222 8 Chris Coghlan, L (7, PH) OBP: 0.303, SLG: 0.356 63 Brian Schlitter, R (7, 1) OBP: 1.000, SLG: 1.000 5 Welington Castillo, R (8, PH) OBP: 0.284, SLG: 0.379 46 Pedro Strop, R (8, 1)		C FF 94 X SL 87 0-1 G6-3 ③		F FF 93 F FF 93 S SL 85 0-3 K ③			B SI 94 B SI 93 F FF 93 F CH 87 B SL 83 X FF 94 3-2 44 1B 6 SH1-3 13 SF8 1B	S CH 81 B FF 91 S FF 93 B FF 93 C FS 82 2-3 K ②		2 1 0 1 0	0 1 0 0 0	0 1 0 0 0	0 0 0 0 0	1 0 0 1 0	3 0 0 2 0

Inning Stats	1	2	3	4	5	6	7	8	9
	R: 0 E: 0 K: 0 S: 13	R: 0 E: 0 K: 1 S: 14	R: 0 E: 0 K: 0 S: 14	R: 0 E: 0 K: 1 S: 15	R: 0 E: 0 K: 2 S: 11	R: 0 E: 0 K: 1 S: 9	R: 1 E: 0 K: 1 S: 13	R: 0 E: 0 K: 1 S: 14	R: 0 E: 0 K: 0 S: 6
	H: 1 LOB: 1 BB: 0 P: 20	H: 1 LOB: 2 BB: 1 P: 21	H: 2 LOB: 2 BB: 0 P: 20	H: 1 LOB: 1 BB: 0 P: 16	H: 1 LOB: 1 BB: 0 P: 16	H: 1 LOB: 0 BB: 0 P: 12	H: 2 LOB: 2 BB: 1 P: 24	H: 1 LOB: 2 BB: 1 P: 25	H: 0 LOB: 0 BB: 0 P: 8

1B: 9 SF: 1
2B: 1 SAC: 2
3B: 0 DP: 0
HR: 0 HBP: 0

WP: 0 PA: 40
PB: 0
SB: 1
CS: 0

	AB	34
	R	1
	H	10
	RBI	1
	BB	3
	SO	7
	LOB	20

PITCHER		IP	WLS	BF	H	R	ER	SO	BB	IBB	HBP	BLK	WP	HR	S	P	ERA	WHIP
27 Jordan Zimmermann, R ERA: 2.79	(1, 1)	6.0		26	7	0	0	5	1	0	0	0	0	0	76	105	0.00	1.333
22 Drew Storen, R ERA: 1.33	(7, 1)	0.2	B	5	2	1	1	0	1	0	0	0	0	0	10	19	13.50	4.500
13 Jerry Blevins, L ERA: 4.99	(7, 1)	0.1		1	0	0	0	1	0	0	0	0	0	0	3	5	0.00	0.000
36 Tyler Clippard, R ERA: 1.89	(8, 1)	1.0	W	5	1	0	0	1	1	0	0	0	0	0	14	25	0.00	2.000
29 Rafael Soriano, R ERA: 1.03	(9, 1)	1.0	S	3	0	0	0	0	0	0	0	0	0	0	6	8	0.00	0.000

PITCHER	IP	WLS	BF	H	R	ER	SO	BB	IBB	HBP	BLK	WP	HR	S	P	ERA	WHIP

BOTTOM

Chicago Cubs @ Washington Nationals

Nationals Park, Washington, DC

Sun Jul 06 2014, 1:37 PM - 4:49 PM EDT

Att. 32,941 - Partly Cloudy - 85 F

livebaseballscorecards.com

Batter	1	2	3	4	5	6	7	8	9	AB	R	H	RBI	BB	SO	LOB
2 Denard Span, L (1, 8) OBP: 0.316, SLG: 0.393	B FF 93 X SI 94 1-0 6 G4-3 28 G5-3 2B		B CU 80 C SL 89 F SL 89 B CH 87 X SL 90 2-2 ② G6-3		F SL 91 X CH 89 0-1 ② F8 2-3			B FF 96 C FF 94 F SI 95 B SL 82 X SL 81 2-2 11 1B 2B		4	2	2	0	0	0	2
6 Anthony Rendon, R (1, 4) OBP: 0.340, SLG: 0.483	C FF 92 X SL 91 0-1 ① G4-3 2-3		B SL 91 B SL 91 C SL 91 B CH 89 X FF 95 3-1 ③ G6-3		F SL 90 B SI 94 F SL 91 B SL 89 F SI 95 B SL 92 X SL 92 3-2 ③ G4-3			D SI 96 X SI 95 1-0 ① L9		4	0	0	0	0	0	4
28 Jayson Werth, R (1, 9) OBP: 0.364, SLG: 0.413	C FF 94 S CU 81 B SL 89 X CU 80 1-2 ② G5-3 3-H			F SL 91 C SI 94 S SL 91 0-3 ① K		B CU 78 B SL 91 B FF 95 C FF 95 B SL 90 4-1 25 G4-3 BB		B SI 95 F SI 95 B SL 82 S SL 83 S SL 84 2-3 ② K2-3		3	0	0	1	1	2	1
25 Adam LaRoche, L (1, 3) OBP: 0.401, SLG: 0.482	B CU 79 B CH 86 F SL 91 B SL 88 B FF 94 4-1 11 WP BB			F FF 95 B SL 89 X CH 89 1-1 ② L8		C SL 91 B SI 94 1 SAFE F SL 90 D CU 80 1 SAFE X SL 89 2-2 ① G4-3 1-2		I IN 85 I IN 88 I IN 87 I IN 85 4-0 11 1B IBB		2	0	0	0	2	0	1
11 Ryan Zimmerman, R (1, 5) OBP: 0.339, SLG: 0.429	C FF 92 F SL 90 B FF 93 X CH 87 1-2 ③ G6-3 1-2			B SI 95 B CU 80 B SI 94 B FF 94 4-0 BB		B SI 94 C SL 91 C SL 92 C FF 95 1-3 ② K		C SI 96 B SL 84 X SL 82 1-1 ③ 1-3 2-H 1B		3	0	1	1	1	1	2
34 Bryce Harper, L (1, 7) OBP: 0.333, SLG: 0.385		F FF 92 X CH 87 0-1 ① L8		S SL 90 F FF 94 S CU 80 0-3 ③ K		S SL 91 C CU 79 B FF 93 B SL 90 S SL 90 2-3 ③ K				3	0	0	0	0	2	2
20 Ian Desmond, R (1, 6) OBP: 0.295, SLG: 0.426		B SI 94 F SL 90 F SL 89 B SL 90 F FF 95 X CU 81 2-2 40 G4-3 1B			X SL 90 0-0 2 F8 40 1B		C SI 93 B SI 94 X SI 94 1-1 ① P3			3	0	2	0	0	0	0
40 Wilson Ramos, R (1, 2) OBP: 0.343, SLG: 0.405		F FF 93 1 SAFE S SL 91 B FF 94 1 SAFE F SL 92 B CU 80 X SL 90 2-2 ②③ G4-3 1-2f			S FF 93 1 SAFE X SL 89 0-1 1-2		B SI 94 F SI 94 X SI 93 1-1 7 G6-3			3	0	2	0	0	0	1
27 Jordan Zimmermann, R (1, 1) OBP: 0.207, SLG: 0.207 22 Drew Storen, S (7, 1) 13 Jerry Blevins, L (7, 1) 7 Scott Hairston, R (7, PH) OBP: 0.300, SLG: 0.417 36 Tyler Clippard, R (8, 1) 29 Rafael Soriano, R (9, 1)			C FF 93 X SI 93 0-1 ① G3-1		M SL 88 L SL 89 L SL 89 0-3 ① K		B SI 93 S SI 94 F SI 93 F SL 84 B SI 94 F SI 94 X SL 85 2-2 ②③ G6-3 1-2f			2 0 0 0 1 0 0	0 0 0 0 0 0 0	0 0 0 0 0 0 0	0 0 0 0 0 0 0	1 0 0 0 0 0 0	2 0 0 1 0 0 0	
Inning Stats	R: 1 E: 0 K: 0 S: 10 H: 1 LOB: 1 BB: 1 P: 17	R: 0 E: 0 K: 0 S: 10 H: 1 LOB: 0 BB: 0 P: 14	R: 0 E: 0 K: 0 S: 7 H: 0 LOB: 0 BB: 0 P: 12	R: 0 E: 0 K: 2 S: 8 H: 0 LOB: 1 BB: 1 P: 13	R: 0 E: 0 K: 1 S: 12 H: 2 LOB: 2 BB: 0 P: 15	R: 0 E: 0 K: 2 S: 10 H: 0 LOB: 1 BB: 1 P: 19	R: 0 E: 0 K: 0 S: 9 H: 1 LOB: 0 BB: 0 P: 13	R: 1 E: 0 K: 1 S: 9 H: 2 LOB: 2 BB: 1 P: 19		1B: 5 2B: 2 3B: 0 HR: 0 SF: 0 SAC: 0 DP: 2 HBP: 0				WP: 1 PB: 0 SB: 0 CS: 0 PA: 32	

	AB	28
	R	2
	H	7
	RBI	2
	BB	4
	SO	6
	LOB	16

PITCHER		IP	WLS	BF	H	R	ER	SO	BB	IBB	HBP	BLK	WP	HR	S	P	ERA	WHIP
49 Jake Arrieta, R ERA: 1.78	(1, 1)	6.0		24	4	1	1	5	3	0	0	0	1	0	57	90	1.50	1.167
63 Brian Schlitter, R ERA: 2.5	(7, 1)	1.0		3	1	0	0	0	0	0	0	0	0	0	9	13	0.00	1.000
46 Pedro Strop, R ERA: 3.03	(8, 1)	1.0	L	5	2	1	1	1	0	1	0	0	0	0	9	19	9.00	2.000

PITCHER	IP	WLS	BF	H	R	ER	SO	BB	IBB	HBP	BLK	WP	HR	S	P	ERA	WHIP

Batter	1	2	3	4	5	6	7	8	9	10	11	AB	R	H	RBI	BB	SO	LOB
21 Nick Markakis, L (1, 9) OBP: 0.355, SLG: 0.407	B FF 95 B SI 94 C SI 95 X SI 95 2-1 L7 ①		B SI 95 B CH 88 C FF 96 F FF 97 F CU 81 X FF 96 2-2 G6-3 ③			B CH 88 F FF 94 F SI 94 F CU 82 B FF 96 F CU 80 X CH 89 2-2 F8 ①		C CH 80 B FF 90 B FF 91 F FF 90 X FF 91 2-2 13 FC5 1B 1-2		B SL 81 C CH 86 F SI 93 B CH 88 X CH 86 2-2 13 1B 1B	C KC 80 D SI 92 X KC 81 1-1 13 HR 2B 2-H	6	1	3	1	0	0	0
13 Manny Machado, R (1, 5)	B SI 96 X CH 89 1-0 2B			B SI 94 C FF 95 B FF 95 B CU 79 X SI 95 3-1 23 HR 1B		C FF 96 B FF 96 S CU 80 B CH 88 X CH 80 2-2 23 FC6-4 1B		C FF 93 B CH 80 X CH 81 1-1 FC5 ② 1-2 2-3f		1 SAFE C FF 92 D SL 82 F FF 93 1 SAFE X CH 86 2-2 1B 1-2	F FF 94 S SL 86 F FF 95 B SL 87 X SL 86 1-2 HR 2-H	6	2	5	2	0	0	2
10 Adam Jones, R (1, 8) OBP: 0.329, SLG: 0.496	C SI 94 B CU 79 C FF 94 S CH 89 1-3 K ②			X FF 95 0-0 F9 ①		B CU 80 1 SAFE C CH 86 F SI 95 S CH 87 1-3 K ②		C CU 75 X CH 80 0-1 F7 ③		X FF 93 0-0 P4 ③	C FF 94 S SL 87 X SL 86 0-2 G6-3 ③	6	0	0	0	0	2	7
23 Nelson Cruz, R (1, 7) OBP: 0.359, SLG: 0.591 9 David Lough, L (11, 7) OBP: 0.271, SLG: 0.308	B SI 96 C CU 79 B SI 96 X SI 95 2-1 G6-3 ③			1 SAFE B CU 80 X SI 95 1-0 1-H HR		B CU 80 F CH 87 X FF 94 1-1 FC6-4 1-2f			X SL 85 0-0 1B		C FC 88 X SI 92 0-1 19 HR 1B	5 0	2 0	3 0	2 0	0 0	0 0	2 0
19 Chris Davis, L (1, 3) OBP: 0.317, SLG: 0.394		C FF 94 B FF 95 C FF 95 X CU 79 1-2 F7 ①		S CH 86 B FF 95 S CH 88 S CH 88 B FF 96 S FF 96 3-3 K ②			F CU 79 B FF 95 F FF 95 X CH 89 1-2 G3 ①		B FF 92 S FF 91 S SI 92 1 SAFE B FF 92 S SI 91 2-3 K ①		C SI 91 F SI 92 D SI 93 B SI 93 F FF 92 B SI 93 X SI 92 3-2 1-H HR	5	1	1	2	0	2	1
2 J.J. Hardy, R (1, 6) OBP: 0.315, SLG: 0.372		C FF 95 C SI 96 S CU 80 0-3 K ②		B FF 94 C CU 79 C FF 95 F FF 95 B CU 78 F CU 80 S CH 88 2-3 K ③			X FF 95 0-0 L1-4-3 ②		B FF 91 X SL 86 1-0 L9 ②		C SI 93 F FC 87 F KC 82 X FC 85 0-2 HR	5	1	1	1	0	2	1
40 Nick Hundley, R (1, 2) OBP: 0.276, SLG: 0.380	B FF 95 B FF 95 X SI 95 2-0 G5-3 ③		C FF 94 B CU 80 C CU 79 F FF 94 S CH 87 1-3 K ①			B CU 80 F SI 96 S FF 95 B CU 81 T FF 96 2-2 K ③			X SL 86 0-0 F8 ③		F SI 92 F SI 92 F SI 93 X FC 88 0-2 66 SH5-4 21 2B 1B	5	1	1	0	0	2	1
6 Jonathan Schoop, R (1, 4) OBP: 0.263, SLG: 0.330			C SI 95 B SI 94 F CU 80 B FF 96 S CU 82 2-3 K ①		F SI 95 C CU 80 S CH 87 0-3 K ②			B FF 91 X FF 90 1-0 13 FC5 21 1B 1B		C FF 94 B SL 83 X SI 92 1-1 G5-3 ①	C SI 91 T SI 91 S FC 86 0-3 K ①	5	0	1	0	0	3	1
30 Chris Tillman, R (1, 1) 27 Delmon Young, R (8, PH) OBP: 0.336, SLG: 0.427 56 Darren O'Day, R (8, 1) 28 Steve Pearce, R (10, PH) OBP: 0.379, SLG: 0.578 66 T.J. McFarland, L (10, 1)			C FF 95 B SI 96 F SI 96 B CU 79 X FF 96 2-2 G4-3 ②		B FF 96 C SI 94 C FF 95 B CU 80 X SI 96 2-2 G3-1 ③			F FF 90 1 SAFE S CH 79 B FS 82 S FS 82 1-3 K ①		B SL 81 F SI 93 X SI 93 1-1 F7 ②	B SI 91 X SI 91 1-0 SH5-4 1-2 ②	2 1 0 0 1 0	0 0 0 0 0 0	0 0 0 0 0 0	0 1 0 0 0 0	0 1 0 0 0 0	0 1 0 0 0 0	0 1 0 0 0 0
Inning Stats	R: 0 E: 0 K: 1 S: 8 H: 1 LOB: 1 BB: 0 P: 14	R: 0 E: 0 K: 1 S: 7 H: 0 LOB: 0 BB: 0 P: 10	R: 0 E: 0 K: 1 S: 11 H: 0 LOB: 0 BB: 0 P: 17	R: 2 E: 0 K: 2 S: 12 H: 2 LOB: 0 BB: 0 P: 21	R: 0 E: 0 K: 2 S: 10 H: 0 LOB: 0 BB: 0 P: 13	R: 0 E: 0 K: 1 S: 13 H: 1 LOB: 1 BB: 0 P: 19	R: 0 E: 0 K: 1 S: 7 H: 0 LOB: 0 BB: 0 P: 10	R: 0 E: 0 K: 1 S: 11 H: 2 LOB: 2 BB: 0 P: 16	R: 0 E: 0 K: 1 S: 6 H: 1 LOB: 1 BB: 0 P: 9	R: 0 E: 0 K: 0 S: 11 H: 2 LOB: 2 BB: 0 P: 17	R: 6 E: 0 K: 1 S: 27 H: 6 LOB: 0 BB: 0 P: 33	1B: 9 2B: 2 3B: 0 HR: 4	SF: 0 SAC: 1 DP: 0 HBP: 0		WP: 0 PB: 0 SB: 0 CS: 0	PA: 48		

PITCHER		IP	WLS	BF	H	R	ER	SO	BB	IBB	HBP	BLK	WP	HR	S	P	ERA	WHIP
37 Stephen Strasburg, R ERA: 3.47	(1, 1)	7.0		25	4	2	2	9	0	0	0	0	0	1	68	104	2.57	0.571
36 Tyler Clippard, R ERA: 1.85	(8, 1)	1.0		5	2	0	0	1	0	0	0	0	0	0	11	16	0.00	2.000
29 Rafael Soriano, R ERA: 1.0	(9, 1)	1.0		4	1	0	0	1	0	0	0	0	0	0	6	9	0.00	1.000
22 Drew Storen, R ERA: 1.29	(10, 1)	1.0		5	2	0	0	0	0	0	0	0	0	0	11	17	0.00	2.000
35 Craig Stammen, R ERA: 3.65	(11, 1)	0.2	L	7	5	5	5	1	0	0	0	0	0	2	20	25	67.50	7.500

PITCHER		IP	WLS	BF	H	R	ER	SO	BB	IBB	HBP	BLK	WP	HR	S	P	ERA	WHIP
30 Aaron Barrett, R ERA: 2.86	(11, 1)	0.1		2	1	1	1	0	0	0	0	0	0	1	7	8	27.00	3.000

TOP

Baltimore Orioles @ Washington Nationals

Nationals Park, Washington, DC

Mon Jul 07 2014, 7:09 PM - 10:48 PM EDT

Att. 35,126 - Clear - 92 F

livebaseballscorecards.com

AB	47
R	8
H	15
RBI	8
BB	0
SO	12
LOB	16

Baltimore Orioles @ Washington Nationals

Nationals Park, Washington, DC

Mon Jul 07 2014, 7:09 PM - 10:48 PM EDT

Att. 35,126 - Clear - 92 F

livebaseballscorecards.com

BOTTOM

Batter	1	2	3	4	5	6	7	8	9	10	11	AB	R	H	RBI	BB	SO	LOB
2 Denard Span, L (1, 8) OBP: 0.318, SLG: 0.392	B FF 88 B FF 89 B FF 90 B FC 89 4-0 BB		X FF 90 0-0 ② F9			B CH 82 F FF 90 B FF 92 F FF 92 F FF 93 X CH 84 2-2 6 HR 1B		B SI 88 B SL 78 C SI 87 B FF 88 C SI 87 X FF 88 3-2 ① L6		F SI 91 B SI 91 B SI 91 F SI 91 C SI 92 2-3 ② K		4	1	1	0	1	1	1
6 Anthony Rendon, R (1, 4) OBP: 0.340, SLG: 0.491	C FF 89 1 SAFE B FF 89 X FF 88 1-1 ① L9		C FF 90 C CH 81 B FF 93 F FF 92 B SL 86 B FF 90 F CH 84 S SL 87 3-3 ③ K			X FF 90 0-0 1-H HR		C SL 80 X SL 80 0-1 ② G5-3		S SL 86 B SI 92 F SL 85 X SI 91 1-2 1B		5	1	2	2	0	1	2
28 Jayson Werth, R (1, 9) OBP: 0.359, SLG: 0.407	C FF 89 F FF 89 F FF 90 1 SAFE F FF 92 S KC 76 0-3 ② K			F FF 90 B FF 88 S CH 82 B FF 92 B FF 91 T CH 83 3-2 ① K		C KC 75 B KC 78 S FF 94 B FF 95 F CH 83 X KC 75 2-2 ① G5-3		B SL 80 C FF 88 B SI 87 C SL 80 X FF 87 2-2 ③ P3		C SI 92 B CH 84 X CH 85 1-1 ③ F8		5	0	0	0	0	2	2
25 Adam LaRoche, L (1, 3) OBP: 0.395, SLG: 0.472	B FF 91 X FF 91 1-0 ③ G4-3			B FF 92 X FF 91 1-0 ② F7		X FF 94 0-0 ② F7			B SL 80 F SI 87 C FF 89 B SI 89 S FF 88 2-3 ① K		F SI 90 X SI 92 0-1 ① G6-3	5	0	0	0	0	1	1
11 Ryan Zimmerman, R (1, 5) OBP: 0.335, SLG: 0.428		X FF 89 0-0 ① F9		C FF 92 C FF 92 B FF 94 B KC 76 X KC 76 2-2 ③ G3-1		C KC 77 B FF 94 S FF 93 B KC 78 B CH 84 X CH 83 3-2 ③ G6-3			C SI 87 X SI 88 0-1 2B		B SI 91 X SI 91 1-0 ② G6-3	5	0	1	0	0	0	0
34 Bryce Harper, L (1, 7) OBP: 0.336, SLG: 0.374		C FF 90 X FF 89 0-1 ② P5			F FF 90 B X FF 90 1-1 ① F8		B CH 81 B FF 88 S CH 82 F FF 88 C KC 75 2-3 ① K		I IN 75 I IN 74 I IN 72 I IN 73 4-0 IBB		C SI 91 B SL 86 B SI 90 B SI 91 B SI 91 4-1 BB	3	0	0	0	2	1	0
20 Ian Desmond, R (1, 6) OBP: 0.291, SLG: 0.420		F FF 90 F FF 90 B KC 74 X KC 74 1-2 ③ G5-3			C SL 86 B KC 74 C FF 93 B SL 86 F KC 76 F FF 93 X KC 76 2-2 ② G5-3		S FF 92 C FF 93 T FF 93 0-2 ② K		S FF 88 S FF 88 F SL 80 F FF 89 S SL 81 0-3 ② K		B SI 91 C SI 90 B SI 91 X SI 90 2-1 ③ G4-3	5	0	0	0	0	2	3
40 Wilson Ramos, R (1, 2) OBP: 0.348, SLG: 0.408			X FF 90 0-0 ① G6-3		X FF 93 0-0 1B		B KC 75 B KC 75 S CH 82 S FF 93 X FF 94 2-2 1B		F SL 80 C SL 80 F SL 80 B FF 88 S FF 89 1-3 ③ K			4	0	2	0	0	1	2
37 Stephen Strasburg, R (1, 1) OBP: 0.250, SLG: 0.143			C FF 89 B FF 91 C FF 89 B KC 73 B FF 90 X FF 90 3-2 1B		C FF 90 F FF 91 D KC 75 S SL 85 1-3 ③ K		D KC 75 B FF 91 C FF 91 F FF 91 X FF 91 2-2 ③ F9			X SI 91 0-0 ① L8		2	0	1	0	0	1	1
19 Kevin Frandsen, R (7, PH) OBP: 0.259, SLG: 0.361												1	0	0	0	0	0	1
36 Tyler Clippard, R (8, 1)												0	0	0	0	0	0	0
29 Rafael Soriano, R (9, 1)												0	0	0	0	0	0	0
22 Drew Storen, S (10, 1)												0	0	0	0	0	0	0
7 Scott Hairston, R (10, PH) OBP: 0.293, SLG: 0.405												1	0	0	0	0	0	0
35 Craig Stammen, R (11, 1) OBP: 0.250, SLG: 0.500												0	0	0	0	0	0	0
30 Aaron Barrett, R (11, 1)												0	0	0	0	0	0	0
Inning Stats	R: 0 E: 0 K: 1 S: 8 H: 0 LOB: 1 BB: 1 P: 14	R: 0 E: 0 K: 0 S: 6 H: 0 LOB: 0 BB: 0 P: 7	R: 0 E: 0 K: 1 S: 10 H: 1 LOB: 1 BB: 0 P: 16	R: 0 E: 0 K: 1 S: 7 H: 0 LOB: 0 BB: 0 P: 13	R: 0 E: 0 K: 1 S: 11 H: 1 LOB: 1 BB: 0 P: 15	R: 2 E: 0 K: 0 S: 13 H: 2 LOB: 0 BB: 0 P: 20	R: 0 E: 0 K: 2 S: 12 H: 1 LOB: 1 BB: 0 P: 18	R: 0 E: 0 K: 0 S: 8 H: 0 LOB: 0 BB: 0 P: 13	R: 0 E: 0 K: 3 S: 14 H: 1 LOB: 2 BB: 1 P: 21	R: 0 E: 0 K: 1 S: 9 H: 1 LOB: 1 BB: 0 P: 13	R: 0 E: 0 K: 0 S: 6 H: 0 LOB: 1 BB: 1 P: 13	1B: 5 2B: 1 3B: 0 HR: 1 SF: 0 SAC: 0 DP: 0 HBP: 0	WP: 0 PB: 0 SB: 0 CS: 0 PA: 43						

PITCHER		IP	WLS	BF	H	R	ER	SO	BB	IBB	HBP	BLK	WP	HR	S	P	ERA	WHIP
30 Chris Tillman, R ERA: 4.11	(1, 1)	7.0		27	5	2	2	6	1	0	0	0	0	1	67	103	2.57	0.857
56 Darren O'Day, R ERA: 1.13	(8, 1)	2.0		8	1	0	0	3	0	1	0	0	0	0	22	34	0.00	0.500
66 T.J. McFarland, L ERA: 3.34	(10, 1)	2.0	W	8	1	0	0	1	1	0	0	0	0	0	15	26	0.00	1.000

PITCHER	IP	WLS	BF	H	R	ER	SO	BB	IBB	HBP	BLK	WP	HR	S	P	ERA	WHIP

AB	40
R	2
H	7
RBI	2
BB	3
SO	10
LOB	13

Washington Nationals @ Baltimore Orioles

Oriole Park at Camden Yards, Baltimore, MD

Wed Jul 09 2014, 7:10 PM - 9:58 PM EDT

Att. 35,575 - Overcast - 79 F

livebaseballscorecards.com

Batter	1	2	3	4	5	6	7	8	9	AB	R	H	RBI	BB	SO	LOB
2 Denard Span, L (1, 8) OBP: 0.316, SLG: 0.389	G4-3	F9					P3		K	5	0	1	0	0	1	0
6 Anthony Rendon, R (1, 5) OBP: 0.340, SLG: 0.491	28 2B 2B		L9		F9		L9			4	1	1	0	0	0	2
28 Jayson Werth, R (1, 9) OBP: 0.364, SLG: 0.421	25 1B 2B		G6-3		11 BB BB		HR			3	2	2	2	1	0	0
15 Nate McLouth, L (9, 9) OBP: 0.308, SLG: 0.266										0	0	0	0	0	0	0
25 Adam LaRoche, L (1, 3) OBP: 0.393, SLG: 0.470	1B		G6-3		SF8		G6-3			3	0	1	2	0	0	0
11 Ryan Zimmerman, R (1, 10) OBP: 0.333, SLG: 0.420	F7			F8	BB			F9		3	0	0	0	1	0	1
34 Bryce Harper, L (1, 7) OBP: 0.325, SLG: 0.360	K			G4-3	L9			F9		4	0	0	0	0	1	4
20 Ian Desmond, R (1, 6) OBP: 0.291, SLG: 0.427		L7		HR		G5-3		P3		4	1	1	1	0	0	0
40 Wilson Ramos, R (1, 2) OBP: 0.345, SLG: 0.426		HR		G2		K			F9	4	1	1	1	0	1	0
8 Danny Espinosa, S (1, 4) OBP: 0.282, SLG: 0.343		K			6 F9 2 1B 25 SF8 BB	B2			K	3	1	0	0	1	2	0

	AB	33
	R	6
	H	7
	RBI	6
	BB	3
	SO	5
	LOB	7

Inning Stats	1	2	3	4	5	6	7	8	9
	R: 2 E: 0 K: 1 S: 16	H: 3 LOB: 1 BB: 0 P: 26	R: 1 E: 0 K: 1 S: 9	H: 1 LOB: 0 BB: 0 P: 13	R: 0 E: 0 K: 0 S: 6	H: 0 LOB: 0 BB: 0 P: 9	R: 1 E: 0 K: 0 S: 8	H: 1 LOB: 0 BB: 0 P: 12	R: 1 E: 0 K: 0 S: 12	H: 1 LOB: 3 BB: 3 P: 30	R: 0 E: 0 K: 1 S: 8	H: 0 LOB: 0 BB: 0 P: 10	R: 1 E: 0 K: 0 S: 7	H: 1 LOB: 0 BB: 0 P: 12	R: 0 E: 0 K: 0 S: 5	H: 0 LOB: 0 BB: 0 P: 9	R: 0 E: 0 K: 2 S: 15	H: 0 LOB: 0 BB: 0 P: 22

	1B: 2	SF: 1	WP: 0	PA: 37
	2B: 2	SAC: 0	PB: 0	
	3B: 0	DP: 0	SB: 1	
	HR: 3	HBP: 0	CS: 0	

PITCHER		IP	WLS	BF	H	R	ER	SO	BB	IBB	HBP	BLK	WP	HR	S	P	ERA	WHIP
25 Bud Norris, R ERA: 3.96	(1, 1)	4.0	L	19	6	5	5	2	1	0	0	0	0	2	44	71	11.25	1.750
35 Brad Brach, R ERA: 3.27	(5, 1)	2.2		11	1	1	1	1	2	0	0	0	0	1	21	39	3.38	1.125
17 Brian Matusz, L ERA: 4.68	(7, 1)	2.1		7	0	0	0	2	0	0	0	0	0	0	21	33	0.00	0.000

PITCHER	IP	WLS	BF	H	R	ER	SO	BB	IBB	HBP	BLK	WP	HR	S	P	ERA	WHIP

BOTTOM

Washington Nationals @ Baltimore Orioles

Oriole Park at Camden Yards, Baltimore, MD

Wed Jul 09 2014, 7:10 PM - 9:58 PM EDT

Att. 35,575 - Overcast - 79 F

livebaseballscorecards.com

Batter	1	2	3	4	5	6	7	8	9	AB	R	H	RBI	BB	SO	LOB
21 Nick Markakis, L (1, 9) OBP: 0.354, SLG: 0.404	B SI 86 B FF 87 C SI 88 F SI 88 B FC 86 X SI 88 3-2 ① F8		B SI 86 C SI 86 B FC 85 C CH 80 B SI 90 F CH 81 F SI 90 H CU 74 4-2 23 G4-3 10 1B HBP	C FC 83 B SI 87 F SI 88 F FF 87 F FC 82 X CU 73 1-2 ③ P4			B CH 80 C FC 86 F SI 89 X SI 90 1-2 ② G5-3			3	0	0	0	0	0	1
28 Steve Pearce, R (1, 7) OBP: 0.376, SLG: 0.568	B FF 88 B SI 88 B FF 87 B SI 87 4-0 23 BB 19 1B BB		C SI 87 F FC 84 F SI 87 S SI 88 0-3 ① K		B CH 81 F SI 84 C SI 84 F FC 79 X SI 86 1-2 ① G5-3		B CU 70 C CU 73 B FC 84 F SI 88 X CH 76 2-2 ③ G5-3			3	1	0	0	1	1	1
10 Adam Jones, R (1, 8) OBP: 0.328, SLG: 0.493	C SI 87 D FC 84 F SI 88 1 SAFE F FC 84 S SI 89 1-3 ② K		X FC 82 0-0 23 G4-3 1-2 1B		B FC 84 F SI 85 F SI 85 X SI 87 1-2 ② G6-3			C FF 94 C SL 82 F FF 94 X SL 82 0-2 ① G6-3		4	0	1	0	0	1	1
23 Nelson Cruz, R (1, 10) OBP: 0.358, SLG: 0.586	D SI 89 F SI 89 S FC 83 B SI 89 D FC 83 B SI 89 4-2 19 1B 1-2 BB		X SI 88 0-0 ② G4-3 1-2 2-3		C SI 86 B FC 83 B SI 86 X FF 87 2-1 ③ F8			B SL 81 S CH 86 X FF 93 1-1 ② F8		3	0	0	0	1	0	2
19 Chris Davis, L (1, 3) OBP: 0.320, SLG: 0.396	C FC 85 S CH 79 B FC 86 B FC 86 F SI 82 B SI 88 F CH 81 X FC 86 3-2 1-3 2-H 1B		F SI 88 B FC 85 X CH 80 1-1 ③ P5			B FC 83 X CH 78 1-0 13 1B 2 WP 1B		B CH 85 F FF 93 S SL 81 F CH 87 B SL 83 F CH 86 S SI 92 2-3 ③ K		4	0	2	1	0	1	2
2 J.J. Hardy, R (1, 6) OBP: 0.311, SLG: 0.367	B SI 90 X SI 90 1-0 ③ F7			C SI 84 X FC 82 0-1 ① F8		B SI 86 C SI 88 F SI 87 S FC 81 1-3 ① K 1-2			C FF 92 F FF 92 X CH 87 0-2 ① G5-3	4	0	0	0	0	1	3
13 Manny Machado, R (1, 5) OBP: 0.315, SLG: 0.423		B SI 88 X SI 88 1-0 36 G6-4-3 1B		B FC 81 X CH 79 1-0 HR		B SI 86 B FF 87 X SI 87 2-0 36 G5-4-3 1B 2-3			C SI 92 C FF 94 X CH 88 0-2 ② G6-3	4	1	3	1	0	0	0
36 Caleb Joseph, R (1, 2) OBP: 0.256, SLG: 0.311 27 Delmon Young, R (9, PH) OBP: 0.333, SLG: 0.424		C SI 87 S SI 87 1 SAFE X SI 86 0-2 ① ② G6-4-3 1-2f		C SI 88 C FC 84 X SI 88 0-2 1B		B SI 86 F SI 86 C SI 89 X SI 88 1-2 ② ③ G5-4-3 1-2f			B SI 93 B CH 87 F FF 92 X FF 93 2-1 ③ F8	3 1	0 0	1 0	0 0	0 0	0 0	3 0
6 Jonathan Schoop, R (1, 4) OBP: 0.260, SLG: 0.326		C SI 88 B FC 85 X SI 88 1-1 ③ G6-3		B SI 87 C CU 71 X FC 81 1-1 ② P6			C SI 86 F SI 86 B FC 84 F SI 86 B FF 88 X SI 88 2-2 ① G4-3			3	0	0	0	0	0	1

	AB	32
	R	2
	H	7
	RBI	2
	BB	2
	SO	4
	LOB	14

Inning Stats	1	2	3	4	5	6	7	8	9
	R: 1 E: 0 K: 1 S: 15 H: 1 LOB: 2 BB: 2 P: 31	R: 0 E: 0 K: 0 S: 6 H: 1 LOB: 0 BB: 0 P: 8	R: 0 E: 0 K: 1 S: 12 H: 1 LOB: 2 BB: 0 P: 17	R: 1 E: 0 K: 0 S: 13 H: 2 LOB: 1 BB: 0 P: 16	R: 0 E: 0 K: 0 S: 9 H: 0 LOB: 0 BB: 0 P: 13	R: 0 E: 0 K: 1 S: 8 H: 2 LOB: 1 BB: 0 P: 13	R: 0 E: 0 K: 0 S: 10 H: 0 LOB: 0 BB: 0 P: 15	R: 0 E: 0 K: 1 S: 11 H: 0 LOB: 0 BB: 0 P: 14	R: 0 E: 0 K: 0 S: 8 H: 0 LOB: 0 BB: 0 P: 10

1B: 6 SF: 0 WP: 1 PA: 35
2B: 0 SAC: 0 PB: 0
3B: 0 DP: 2 SB: 0
HR: 1 HBP: 1 CS: 0

PITCHER		IP	WLS	BF	H	R	ER	SO	BB	IBB	HBP	BLK	WP	HR	S	P	ERA	WHIP
58 Doug Fister, R ERA: 2.9	(1, 1)	7.0	W	29	7	2	2	3	2	0	1	0	1	1	73	113	2.57	1.286
22 Drew Storen, R ERA: 1.24	(8, 1)	1.0		3	0	0	0	1	0	0	0	0	0	0	11	14	0.00	0.000
48 Ross Detwiler, L ERA: 3.99	(9, 1)	1.0		3	0	0	0	0	0	0	0	0	0	0	8	10	0.00	0.000

PITCHER	IP	WLS	BF	H	R	ER	SO	BB	IBB	HBP	BLK	WP	HR	S	P	ERA	WHIP

Washington Nationals @ Baltimore Orioles

Oriole Park at Camden Yards, Baltimore, MD

Thu Jul 10 2014, 7:09 PM - 9:53 PM EDT

Att. 30,417 - Partly Cloudy - 81 F

livebaseballscorecards.com

Batter	1	2	3	4	5	6	7	8	9	AB	R	H	RBI	BB	SO	LOB
2 Denard Span, L (1, 8) OBP: 0.315, SLG: 0.387	B FF 92 C FF 92 X FF 92 1-1 ① G3			F FF 91 B FF 91 X SL 81 1-1 ① G4-3	C FF 91 B FF 92 B FF 92 X FF 91 2-1 1-3 1B		X SI 96 0-0 ② G6-3		C SI 96 F SI 96 X SI 96 0-2 ② G4-3	4	0	1	0	0	0	0
7 Scott Hairston, R (9, PH) OBP: 0.286, SLG: 0.395										1	0	0	0	0	0	0
6 Anthony Rendon, R (1, 5) OBP: 0.340, SLG: 0.490	C FF 93 B FF 92 X CH 84 1-1 ② F7			B FF 92 C FF 92 B FF 92 B SI 92 F SI 91 X SI 91 3-2 25 HBP 11 1B 1B	C SL 83 F FF 92 S CU 74 0-3 ③ K		C SI 95 B SI 95 B CU 81 F SI 96 S FF 98 2-3 ③ K		B SI 95 X SI 95 1-0 28 FC6-4 1B	5	1	2	0	0	2	2
28 Jayson Werth, R (1, 9) OBP: 0.361, SLG: 0.427	B FF 91 B FF 92 C SI 91 C FF 92 S SI 92 2-3 ③ K			B SI 92 B CH 84 C SI 91 F FF 92 F CH 84 F SI 92 S FF 93 2-3 ② K		S FF 91 S FF 92 X CU 77 0-2 HR		F SL 79 B SL 80 F FF 88 S SL 79 1-3 ① K	B SI 96 B SI 96 F SI 96 X SI 96 2-1 ③ FC6-4 1-2f	5	1	1	1	0	3	2
25 Adam LaRoche, L (1, 3) OBP: 0.394, SLG: 0.473		X SI 92 0-0 ① G3		C SI 92 H FF 91 1-1 11 1B 1-2 HBP		C SL 82 F FF 92 B FF 92 S FF 91 1-3 ① K		F SI 87 X SI 87 0-1 20 PB 2B		3	0	1	0	0	1	0
11 Ryan Zimmerman, R (1, 10) OBP: 0.337, SLG: 0.428		C FF 92 C SI 92 F FF 92 X SI 93 0-2 ② G1-3		X SI 91 0-0 1-3 2-H 1B		B FF 93 B CH 85 B SI 92 C SI 92 X CH 84 3-1 20 2B 2B		S SL 80 F FF 88 F SL 80 S SL 80 0-3 ② K		4	1	2	1	0	1	1
34 Bryce Harper, L (1, 7) OBP: 0.323, SLG: 0.351		B FF 93 C FF 93 F SL 84 F FF 94 S SI 94 1-3 ③ K		B SL 81 D SL 82 F SI 91 C CU 74 F FF 91 C SI 92 2-3 ③ K		F CU 75 X FF 92 0-1 ② L7		I IN 69 I IN 72 I IN 72 I IN 72 4-0 20 PB IBB		3	0	0	0	1	2	3
20 Ian Desmond, R (1, 6) OBP: 0.293, SLG: 0.429		S CU 73 B FF 93 B SI 91 F FF 92 X SI 92 2-2 ① G3			C FF 91 S FF 90 D CU 74 B SI 92 B FF 92 F FF 90 X FF 91 3-2 ① L9	X SI 92 0-0 2-H 2B		B SL 81 S SL 80 B FF 89 S FF 88 F FF 88 H FF 88 3-2 1-2 2-3 HBP		3	0	1	1	0	0	0
8 Danny Espinosa, S (8, 6) OBP: 0.282, SLG: 0.343										0	0	0	0	0	0	0
40 Wilson Ramos, R (1, 2) OBP: 0.342, SLG: 0.421		B FF 93 X SI 92 1-0 19 G5-4-3 1B			S FF 92 C CU 74 B CU 76 X FF 93 1-2 ② G1-3	X SI 96 0-0 ③ G6-3		C FF 88 B SL 81 X SL 81 1-1 ③ F8		4	0	1	0	0	0	4
19 Kevin Frandsen, R (1, 4) OBP: 0.297, SLG: 0.299		C FF 91 X FF 91 0-1 ② ③ G5-4-3 1-2f			X CH 83 0-0 2 1B 1B		B SI 96 B SI 96 X SI 95 2-0 ① F8		F SI 96 X SI 96 0-1 ① G4-3	4	0	1	0	0	0	1

Inning Stats										
	R: 0 E: 0 K: 1 S: 7	H: 0 LOB: 0 BB: 0 P: 11	R: 0 E: 0 K: 1 S: 9	H: 0 LOB: 0 BB: 0 P: 10	R: 0 E: 0 K: 0 S: 6	H: 1 LOB: 0 BB: 0 P: 9	R: 1 E: 0 K: 2 S: 16	H: 2 LOB: 2 BB: 0 P: 25	R: 0 E: 0 K: 1 S: 13	H: 2 LOB: 2 BB: 0 P: 19
	R: 2 E: 0 K: 1 S: 12	H: 3 LOB: 1 BB: 0 P: 16	R: 0 E: 0 K: 1 S: 5	H: 0 LOB: 0 BB: 0 P: 9	R: 0 E: 0 K: 2 S: 14	H: 1 LOB: 3 BB: 1 P: 23	R: 0 E: 0 K: 0 S: 8	H: 1 LOB: 1 BB: 0 P: 11	1B: 6 2B: 3 3B: 0 HR: 1	SF: 0 SAC: 0 DP: 1 HBP: 2

PITCHER		IP	WLS	BF	H	R	ER	SO	BB	IBB	HBP	BLK	WP	HR	S	P	ERA	WHIP
16 Wei-Yin Chen, L ERA: 4.15	(1, 1)	5.2	W	25	8	3	3	6	0	0	1	0	0	1	62	89	4.76	1.412
29 Tommy Hunter, R ERA: 3.98	(6, 1)	1.1	H	4	0	0	0	1	0	0	0	0	0	0	6	10	0.00	0.000
56 Darren O'Day, R ERA: 1.11	(8, 1)	1.0	H	6	1	0	0	2	0	1	1	0	0	0	14	23	0.00	1.000
53 Zack Britton, L ERA: 1.33	(9, 1)	1.0	S	4	1	0	0	0	0	0	0	0	0	0	8	11	0.00	1.000

PITCHER	IP	WLS	BF	H	R	ER	SO	BB	IBB	HBP	BLK	WP	HR	S	P	ERA	WHIP

TOP	
AB	36
R	3
H	10
RBI	3
BB	1
SO	9
LOB	13

WP: 0	PA: 39					
PB: 1						
SB: 0						
CS: 0						

Batter	1	2	3	4	5	6	7	8	9	AB	R	H	RBI	BB	SO	LOB
21 Nick Markakis, L (1, 9) OBP: 0.355, SLG: 0.402	B FF 90 F FF 91 F FF 91 X CU 76 1-2 G4-3 ①		B FF 93 B FF 92 B FF 92 B FF 90 4-0 28 1B 10 2B BB		C FF 91 X CU 76 0-1 G4-3 ①		B FF 91 C FF 91 F FF 91 B FF 91 F FF 92 B CU 76 B FF 92 4-2 28 FC5-4 1-2 BB			2	1	0	0	2	0	0
28 Steve Pearce, R (1, 7) OBP: 0.379, SLG: 0.583 9 David Lough, L (9, 7) OBP: 0.271, SLG: 0.308	B SI 91 B CH 82 X FF 91 2-0 HR		C SI 92 S CU 78 D CU 77 X CU 77 1-2 10 2B 23 1B 1-2 1B		S CH 80 B CU 77 S FF 92 X FF 92 1-2 F7 ②		X SI 95 0-0 FC5-4 ③ 1-2f			4 0	2 0	2 0	1 0	0 0	0 0	2 0
10 Adam Jones, R (1, 8) OBP: 0.327, SLG: 0.493	X SI 92 0-0 G3-1 ②		C FF 92 X CU 76 0-1 23 E 1-3 2-H 2B		B CU 77 X CH 83 1-0 G1-3 ③			B SI 92 B FF 93 S FF 94 S SI 93 S SL 86 2-3 K ①		4	1	1	1	0	1	0
23 Nelson Cruz, R (1, 10) OBP: 0.357, SLG: 0.582	B FF 92 S CH 82 B FF 92 B FF 92 S CH 82 T CH 82 3-2 K ③		B FF 91 B FF 92 S CH 82 X CH 83 2-1 E6 2-H 3-H 1B			F FF 91 B FF 91 S CH 82 S CH 82 1-3 K ①		B SI 94 B SI 92 S SI 94 B FF 95 S FF 93 X SI 95 3-2 G4-3 ②		4	0	1	1	0	2	0
19 Chris Davis, L (1, 3) OBP: 0.316, SLG: 0.390		C CU 74 S FF 90 B CU 78 X CU 76 1-2 G6-3 ①	C SI 90 B SI 90 B CU 76 X SI 90 2-1 G4-3 ③			S CU 76 C SI 90 B CH 82 B SI 91 F CU 77 T CU 78 2-2 K ②		B FF 94 S SL 85 S FF 94 C SL 86 1-3 K ③		4	0	0	0	0	2	1
2 J.J. Hardy, R (1, 6) OBP: 0.312, SLG: 0.367		B SI 90 B FF 91 C CH 83 X CH 83 2-1 L8 ②		C FF 88 S FF 89 B FF 89 X CU 76 1-2 13 G3-6-1 1B		C FF 92 B CH 82 X FF 92 1-1 F8 ③				3	0	1	0	0	0	0
13 Manny Machado, R (1, 5) OBP: 0.315, SLG: 0.419		C SI 90 B SI 91 S CH 84 B FF 91 T SI 93 2-2 K ③		1 SAFE B FF 90 X SI 89 1-0 G3-6-1 ① ② 1-2f			B SI 90 B SI 91 B SI 91 B SI 90 4-0 21 BB BB			2	0	0	0	1	1	1
36 Caleb Joseph, R (1, 2) OBP: 0.258, SLG: 0.311			C SI 90 B CU 75 X SI 89 1-1 P4 ① B FF 90 S CH 82 X SI 91 1-1 1B				L CH 81 1 SAFE F CH 83 F CU 77 B SI 90 B SI 92 B CH 82 S SI 91 3-3 K ①			3	0	1	0	0	1	1
6 Jonathan Schoop, R (1, 4) OBP: 0.257, SLG: 0.322			B SI 89 B CH 83 C SI 89 B CH 84 F SI 91 F FF 93 S CH 84 3-3 K ② X SI 90 0-0 L1 ③				B SI 91 F SI 90 1 SAFE S FF 92 F CH 82 S FF 93 1-3 K ②			3	0	0	0	0	2	2
Inning Stats	R: 1 H: 1 E: 0 LOB: 0 K: 1 BB: 0 S: 8 P: 14	R: 0 H: 0 E: 0 LOB: 0 K: 1 BB: 0 S: 8 P: 13	R: 3 H: 3 E: 1 LOB: 1 K: 1 BB: 1 S: 15 P: 28	R: 0 H: 2 E: 0 LOB: 1 K: 0 BB: 0 S: 7 P: 10	R: 0 H: 0 E: 0 LOB: 0 K: 0 BB: 0 S: 6 P: 8	R: 0 H: 0 E: 0 LOB: 0 K: 2 BB: 0 S: 9 P: 13	R: 0 H: 0 E: 0 LOB: 0 K: 2 BB: 2 S: 12 P: 24	R: 0 H: 0 E: 0 LOB: 0 K: 2 BB: 0 S: 9 P: 15		1B: 4 SF: 0 2B: 1 SAC: 0 3B: 0 DP: 1 HR: 1 HBP: 0						

PITCHER		IP	WLS	BF	H	R	ER	SO	BB	IBB	HBP	BLK	WP	HR	S	P	ERA	WHIP
47 Gio González, L ERA: 3.56	(1, 1)	6.2	L	28	6	4	3	7	3	0	0	0	0	1	64	109	4.05	1.350
30 Aaron Barrett, R ERA: 2.73	(7, 1)	1.1		4	0	0	0	2	0	0	0	0	0	0	10	16	0.00	0.000

PITCHER	IP	WLS	BF	H	R	ER	SO	BB	IBB	HBP	BLK	WP	HR	S	P	ERA	WHIP

BOTTOM

Washington Nationals @ Baltimore Orioles

Oriole Park at Camden Yards, Baltimore, MD

Thu Jul 10 2014, 7:09 PM - 9:53 PM EDT

Att. 30,417 - Partly Cloudy - 81 F

livebaseballscorecards.com

AB	29
R	4
H	6
RBI	3
BB	3
SO	9
LOB	7

TOP

Washington Nationals @ Philadelphia Phillies
Citizens Bank Park, Philadelphia, PA

Fri Jul 11 2014, 7:08 PM - 9:52 PM EDT
Att. 30,094 - Cloudy - 88 F

livebaseballscorecards.com

Batter	1	2	3	4	5	6	7	8	9	AB	R	H	RBI	BB	SO	LOB
2 Denard Span, L (1, 8) OBP: 0.317, SLG: 0.388	B SI 92 X FF 92 1-0 6 G6-4-3 1B		B KC 82 C SI 92 X KC 83 1-1 6 S 1B		S CH 88 C SI 88 B SI 92 S KC 84 1-3 ③ K			B SI 92 C SI 91 B KC 82 F CH 86 C SI 92 2-3 ① K		4	0	2	0	0	2	1
6 Anthony Rendon, R (1, 4) OBP: 0.339, SLG: 0.486	C SI 92 1 SAFE X SI 94 0-1 ① ② G6-4-3 1-2f		B SI 93 X SI 93 1-0 ③ P3 1-2			B SI 92 B SI 90 X SI 91 2-0 ① G6-3		C KC 81 B KC 83 F SI 92 B KC 83 B CH 87 B SI 93 4-2 28 FC6-4 BB		3	0	0	0	1	0	2
28 Jayson Werth, R (1, 9) OBP: 0.360, SLG: 0.423	C SI 92 C KC 82 B FF 92 F SI 92 B CH 87 S KC 83 2-3 ③ K			S KC 81 B KC 81 C SI 91 B FF 92 B KC 83 X SI 92 3-2 ① G6-3		B CH 85 B KC 82 B SI 90 C SI 90 B SI 91 4-1 25 G4-3 BB		C SI 92 C SI 93 D KC 84 B KC 84 X SI 93 2-2 ② FC6-4 25 BB 11 2B 1-2f		3	1	0	0	1	1	1
25 Adam LaRoche, L (1, 3) OBP: 0.395, SLG: 0.475		B SI 92 X CH 86 1-0 11 G4-3 2B		C SI 92 F KC 83 F KC 83 B SI 89 F SI 92 F KC 83 X FF 93 1-2 ② F7		B KC 80 X SI 93 1-0 ② G4-3 1-2		B KC 82 F SI 92 D KC 83 B SI 92 B SI 93 4-1 11 2B 1-2 BB		3	0	1	0	1	0	1
11 Ryan Zimmerman, R (1, 5) OBP: 0.340, SLG: 0.432		X SI 93 0-0 ① G4-3 2-3		B KC 83 B SI 92 B SI 91 C FF 92 C SI 93 B SI 93 4-2 BB		B KC 83 C SI 93 C SI 93 X SI 93 1-2 ③ L4		B FF 99 C SL 86 B SL 86 F FF 98 X SL 88 2-2 1-3 2-H 2B		3	0	1	1	1	0	2
34 Bryce Harper, L (1, 7) OBP: 0.321, SLG: 0.373		X KC 84 0-0 ② G4-3		X SI 93 0-0 ③ G3			B CH 87 X SI 90 1-0 HR	X FF 100 0-0 ③ P2		4	1	1	1	0	0	4
40 Wilson Ramos, R (1, 2) OBP: 0.340, SLG: 0.416		S SI 94 D KC 85 F KC 84 D KC 85 S SI 93 2-3 ③ K			C SI 91 B KC 82 B KC 81 F SI 91 X FF 92 2-2 8 FC4-6 1B		F SI 90 X KC 82 0-1 ① G6-3		B FF 98 B FF 96 F FF 97 B FF 97 X FF 97 3-1 ① F9	4	0	1	0	0	1	1
8 Danny Espinosa, S (1, 6) OBP: 0.278, SLG: 0.337			C FF 92 C SI 91 B SI 93 B KC 82 F KC 82 S CH 88 2-3 ① K		X CH 88 0-0 ① FC4-6 35 SH1-4 1-2f		X SI 92 0-0 ② F7		C SL 85 C SL 87 S SL 87 0-3 ② K	4	0	0	0	0	2	1
27 Jordan Zimmermann, R (1, 1) OBP: 0.200, SLG: 0.200 35 Craig Stammen, R (4, 1) OBP: 0.200, SLG: 0.400 13 Jerry Blevins, L (7, 1) 15 Nate McLouth, L (9, PH) OBP: 0.306, SLG: 0.264			C SI 92 F SI 92 S KC 82 0-3 ② K		C SI 91 L SI 91 X FF 91 0-2 ② SH1-4 1-2		C SI 90 X SI 89 0-1 ③ L9		C FF 96 B SL 85 B FF 98 X FF 98 2-1 ③ L7	1 1 0 1	0 0 0 0	0 0 0 0	0 0 0 0	0 0 0 0	1 0 0 0	0 0 0 0

Inning Stats	1	2	3	4	5	6	7	8	9
	R: 0 E: 0 K: 1 S: 7	H: 1 LOB: 0 BB: 0 P: 10	R: 0 E: 0 K: 1 S: 6	H: 1 LOB: 1 BB: 0 P: 9	R: 0 E: 0 K: 2 S: 10	H: 1 LOB: 1 BB: 0 P: 14	R: 0 E: 0 K: 0 S: 12	H: 0 LOB: 1 BB: 1 P: 20	R: 0 E: 0 K: 1 S: 10	H: 1 LOB: 1 BB: 0 P: 13	R: 0 E: 0 K: 0 S: 6	H: 0 LOB: 1 BB: 1 P: 14	R: 1 E: 0 K: 0 S: 6	H: 1 LOB: 0 BB: 0 P: 7	R: 1 E: 0 K: 1 S: 13	H: 1 LOB: 2 BB: 2 P: 27	R: 0 E: 0 K: 1 S: 7	H: 0 LOB: 0 BB: 0 P: 12

	AB	31
	R	2
	H	6
	RBI	2
	BB	4
	SO	7
	LOB	13

	1B: 3	SF: 0	WP: 0	PA: 36
	2B: 2	SAC: 1	PB: 0	
	3B: 0	DP: 1	SB: 1	
	HR: 1	HBP: 0	CS: 0	

PITCHER		IP	WLS	BF	H	R	ER	SO	BB	IBB	HBP	BLK	WP	HR	S	P	ERA	WHIP
34 A.J. Burnett, R ERA: 3.83	(1, 1)	7.2	W	31	5	2	2	6	4	0	0	0	0	1	66	108	2.35	1.174
53 Ken Giles, R ERA: 0.64	(8, 1)	1.1		5	1	0	0	1	0	0	0	0	0	0	11	18	0.00	0.750

PITCHER	IP	WLS	BF	H	R	ER	SO	BB	IBB	HBP	BLK	WP	HR	S	P	ERA	WHIP

Batter	1	2	3	4	5	6	7	8	9	AB	R	H	RBI	BB	SO	LOB
24 Grady Sizemore, L (1, 8) (9, 7) OBP: 0.287, SLG: 0.323	C FF 93 X FF 94 0-1 G6-3 ①		C CU 77 X CH 87 0-1 11 HR 1B		B SI 93 X SI 94 1-0 F7 ①		B FC 88 F SI 93 C SI 94 F SI 95 X SI 93 1-2 L8 ②			4	1	1	0	0	0	0
11 Jimmy Rollins, S (1, 6) OBP: 0.330, SLG: 0.396	B FF 94 B FF 93 X FF 94 2-0 G4-3 ②		F FF 94 1 SAFE 1 SAFE X FF 94 0-1 1-H HR		B SI 94 C KC 81 B FC 88 B SI 93 X SI 92 3-1 F8 ②		C SI 93 B SI 90 C SI 90 X FC 89 1-2 HR			4	2	2	3	0	0	0
26 Chase Utley, L (1, 4) OBP: 0.354, SLG: 0.452	B FF 93 C FF 94 B FF 94 X FF 94 2-1 F8 ③		X FF 94 0-0 6 G3-4-1 1B		B SI 94 C SI 94 X SI 93 1-1 G1-3 ③		X SI 93 0-0 1B			4	0	2	0	0	0	0
6 Ryan Howard, L (1, 3) OBP: 0.304, SLG: 0.390		C FF 93 F FF 88 B FF 93 S SL 87 1-3 K ①	B CU 78 F SL 88 F FF 94 F SL 87 B FF 94 1 SAFE X SL 87 2-2 G3-4-1 ① 1-2			B SI 92 X SI 93 1-0 G3-1 ①	C SI 92 S SI 92 B SI 92 C CU 74 1-3 K ③			4	0	0	0	0	2	2
3 Marlon Byrd, R (1, 9) OBP: 0.315, SLG: 0.484		X SL 86 0-0 25 1B 9 2B 1B	S FF 89 F FF 94 B SL 86 B FF 94 S SL 87 2-3 K ②			C SI 92 B SI 94 X SI 93 1-1 29 2B 2B		B CH 84 F SI 91 B SL 87 B CH 84 T SI 91 S SI 91 3-3 K ①		4	2	2	0	0	2	1
25 Cody Asche, L (1, 5) OBP: 0.308, SLG: 0.402		B FF 93 X FF 94 1-0 9 2B 1-2 1B	B CH 85 F FF 94 T SL 89 S FF 94 1-3 K ③			C KC 80 X FC 87 0-1 P5 ②		B SI 91 F SI 92 F SI 91 F SI 92 B CU 75 F SI 92 X SI 92 2-2 G4-3 ②		4	1	1	0	0	1	2
9 Domonic Brown, L (1, 7) OBP: 0.277, SLG: 0.328 19 Tony Gwynn Jr., L (9, 8) OBP: 0.283, SLG: 0.206		X FF 93 0-0 1-H 2-H 2B		S CU 78 B FF 94 B CH 86 X FF 94 2-1 P5 ①		B SI 92 B KC 81 B SI 92 B FC 87 F FC 89 D FC 88 4-2 29 2B BB		F SI 91 C SI 91 F SL 86 S CU 75 0-3 K ③		3 0	0 0	1 0	2 0	1 0	1 0	0 0
29 Cameron Rupp, R (1, 2) OBP: 0.200, SLG: 0.314		C SL 87 F FF 94 B SL 87 S SL 88 1-3 K ②		C SL 87 B FF 93 C SL 88 B SL 88 S SI 93 2-3 K ②		F SI 93 X SI 93 0-1 1-H 2-H 2B ③				3	0	1	1	0	2	1
34 A.J. Burnett, R (1, 1) OBP: 0.214, SLG: 0.225 53 Ken Giles, R (8, 1)		F FF 93 F SL 86 B SL 87 S FF 94 1-3 K ③		C SI 93 C SI 94 B FC 88 B FC 89 C SI 94 2-3 K ③			X SI 91 0-0 F9 ①			3 0	0 0	0 0	0 0	0 0	2 0	1 0
Inning Stats	R: 0 E: 0 K: 0 S: 5 H: 0 LOB: 0 BB: 0 P: 9	R: 2 E: 0 K: 3 S: 12 H: 3 LOB: 1 BB: 0 P: 16	R: 2 E: 0 K: 2 S: 15 H: 3 LOB: 1 BB: 0 P: 20	R: 0 E: 0 K: 2 S: 8 H: 0 LOB: 0 BB: 0 P: 14	R: 0 E: 0 K: 0 S: 5 H: 0 LOB: 0 BB: 0 P: 10	R: 1 E: 0 K: 0 S: 9 H: 2 LOB: 2 BB: 1 P: 15	R: 1 E: 0 K: 1 S: 12 H: 2 LOB: 1 BB: 0 P: 15	R: 0 E: 0 K: 2 S: 12 H: 0 LOB: 0 BB: 0 P: 17		1B: 5 2B: 3 3B: 0 HR: 2 SF: 0 SAC: 0 DP: 0 HBP: 0				WP: 0 PB: 0 SB: 0 CS: 0 PA: 34		

BOTTOM

Washington Nationals @ Philadelphia Phillies
Citizens Bank Park, Philadelphia, PA
Fri Jul 11 2014, 7:08 PM - 9:52 PM EDT
Att. 30,094 - Cloudy - 88 F

livebaseballscorecards.com

AB	33
R	6
H	10
RBI	6
BB	1
SO	10
LOB	7

PITCHER		IP	WLS	BF	H	R	ER	SO	BB	IBB	HBP	BLK	WP	HR	S	P	ERA	WHIP
27 Jordan Zimmermann, R ERA: 3.03	(1, 1)	3.1	L	16	6	4	4	5	0	0	0	0	0	1	34	49	10.80	1.800
35 Craig Stammen, R ERA: 3.78	(4, 1)	3.1		14	4	2	2	2	1	0	0	0	0	1	29	46	5.40	1.500
13 Jerry Blevins, L ERA: 4.78	(7, 1)	1.1		4	0	0	0	3	0	0	0	0	0	0	15	21	0.00	0.000

PITCHER	IP	WLS	BF	H	R	ER	SO	BB	IBB	HBP	BLK	WP	HR	S	P	ERA	WHIP

Batter	1	2	3	4	5	6	7	8	9	10	AB	R	H	RBI	BB	SO	LOB
2 Denard Span, L (1, 8) OBP: 0.318, SLG: 0.385	B FF 92 C FF 93 B FF 93 F FF 93 B CU 78 F FF 94 B FF 94 4-2 6 2B 28 G6-3 BB		C FF 92 B CU 78 S FF 91 S CU 78 1-3 K ①		F FF 93 X CU 80 0-1 L6 ③		C FF 93 T FF 94 B FF 95 B FF 95 F FC 90 F FF 95 X FF 95 2-2 G5-3 ③			B SI 96 B SI 96 B SI 96 C SI 96 C SI 97 F SI 97 F SI 98 B SI 98 4-2 28 FC4 11 1B BB	3	2	0	0	2	1	1
6 Anthony Rendon, R (1, 4) OBP: 0.340, SLG: 0.486	X FF 93 0-0 28 G6-3 1-3 2B		B FF 93 C CH 84 X CH 85 1-1 G2-3 ②			B FF 91 B FF 93 F FF 93 B CH 84 S CH 85 B CH 86 4-2 28 HR BB		C FF 90 X SI 92 0-1 L9 ①		B SL 84 X SI 96 1-0 L9 ①	4	1	1	0	1	0	1
28 Jayson Werth, R (1, 9) OBP: 0.361, SLG: 0.430	B CH 85 S FF 92 B FF 92 X FC 88 2-1 G6-3 ① 2-3 3-H		C FF 92 B FC 90 T FC 89 C CU 80 1-3 K ③			F FF 93 F CH 86 B FF 94 1 SAFE D CU 81 X FF 95 2-2 1-H HR		B SI 94 B FF 94 B SL 83 F SL 82 F SL 82 B FF 94 4-2 25 FC4-6 BB		1 SAFE D SI 97 B SL 84 B SL 83 X SI 99 3-0 FC4 11 1B 20 WP 1-2	4	2	1	3	1	1	2
25 Adam LaRoche, L (1, 3) OBP: 0.389, SLG: 0.466	C FF 93 D FC 87 T FC 88 F CU 78 F FF 94 S CH 85 1-3 K ②			B FF 92 C FC 88 B FC 89 C FF 94 S CU 79 2-3 K ①		B FF 93 C FF 94 F FC 88 B CU 79 B CU 79 S CH 85 3-3 K ①		C FF 91 B SL 83 D SL 81 X FF 92 2-1 FC4-6 ② 1-2f		B SL 82 B SL 81 S SL 83 D SI 96 C SL 84 S SL 85 3-3 K ②	5	0	0	0	0	4	4
11 Ryan Zimmerman, R (1, 5) OBP: 0.342, SLG: 0.428	B FF 93 F FF 94 B CH 86 C FF 93 X CU 79 2-2 G5-3 ③			B FF 92 B FF 93 B FF 92 B FF 93 4-0 20 FC4-6 BB		F FF 92 F FC 90 F CU 79 X CH 85 0-2 F9 ②		X FF 91 0-0 F9 ③		C SI 98 F SI 99 X SI 100 0-2 20 WP 1-3 2-H 1B	4	0	1	1	1	0	2
20 Ian Desmond, R (1, 6) OBP: 0.294, SLG: 0.431		B FF 93 C FF 92 B FF 90 F FF 93 X CH 86 2-2 40 G6-3 2B		C FF 93 S FF 93 X FF 94 0-2 FC4-6 7 S 1-2f ②		S FF 94 B FF 92 X FC 90 1-1 G5-3 ③			X FF 91 0-0 34 G3 1B	C SL 86 S SL 85 B SL 85 B SL 83 B SI 98 S SL 82 3-3 K ③ 1-2 3-H	5	0	2	0	0	1	2
7 Scott Hairston, R (1, 7) OBP: 0.289, SLG: 0.390 34 Bryce Harper, L (7, 7) OBP: 0.318, SLG: 0.370		B FF 92 F FF 93 X FC 90 1-1 G5-3 ①		B FF 93 C FF 93 B CH 85 B CH 85 X FF 94 3-1 G4-3 ③ 1-2			B FF 88 F FF 91 S CH 82 B CH 83 X CH 82 2-2 19 FC1-6 40 F9 1B		F FF 91 B FS 84 1 SAFE 1 SAFE B FS 87 1 SAFE F FF 91 1 SAFE F FF 92 3-2 F FS 86 1 SAFE B FF 92 X FS 87 G3 ① 1-2	3 1	0 0	1 0	0 0	0 0	0 0	2 1
40 Wilson Ramos, R (1, 2) OBP: 0.331, SLG: 0.404		D CU 80 X FF 93 1-0 G6-3 ② 2-3			X FF 91 0-0 G4-3 ①		B FF 91 B FF 91 S FF 90 D CH 84 X FF 90 3-1 F9 ① 1-2		C SL 80 S FS 87 D FS 88 B SL 81 S FS 87 2-3 K ②		4	0	0	0	0	1	3
37 Stephen Strasburg, R (1, 1) OBP: 0.238, SLG: 0.139 13 Jerry Blevins, L (6, 1) 19 Kevin Frandsen, R (7, PH) OBP: 0.295, SLG: 0.297 22 Drew Storen, S (7, 1) 36 Tyler Clippard, R (8, 1) 15 Nate McLouth, L (9, PH) OBP: 0.304, SLG: 0.282 48 Ross Detwiler, R (9, 1) 29 Rafael Soriano, R (10, 1)		B FF 92 S FF 92 S CH 86 X CH 86 1-2 F9 ③			B FF 93 C FF 94 F FF 94 B CU 79 X FF 94 2-2 G6-3 ②		B FF 92 B FF 93 X FF 93 2-0 FC1-6 ② 2-3		F FF 93 X FS 88 0-1 F8 ③	2 0 1 0 0 1 0 1	0 0 0 0 0 0 0 0	0 0 0 0 0 0 0 0	0 0 0 0 0 0 0 0	0 0 0 0 0 0 0 0	0 0 1 0 0 0 0 0	1 0 1 0 0 1 0 0
Inning Stats	R: 1 H: 1 E: 0 LOB: 1 K: 1 BB: 1 S: 14 P: 23	R: 0 H: 1 E: 0 LOB: 1 K: 0 BB: 0 S: 9 P: 14	R: 0 H: 0 E: 0 LOB: 0 K: 2 BB: 0 S: 8 P: 11	R: 0 H: 0 E: 0 LOB: 1 K: 1 BB: 1 S: 8 P: 17	R: 0 H: 0 E: 0 LOB: 0 K: 0 BB: 0 S: 6 P: 8	R: 2 H: 1 E: 0 LOB: 0 K: 1 BB: 1 S: 14 P: 24	R: 0 H: 1 E: 0 LOB: 1 K: 0 BB: 0 S: 11 P: 20	R: 0 H: 0 E: 0 LOB: 1 K: 0 BB: 1 S: 7 P: 13	R: 0 H: 1 E: 0 LOB: 1 K: 1 BB: 0 S: 11 P: 16	R: 2 H: 1 E: 0 LOB: 1 K: 2 BB: 1 S: 15 P: 29	1B: 3 SF: 0 2B: 2 SAC: 0 3B: 0 DP: 0 HR: 1 HBP: 0						

PITCHER		IP	WLS	BF	H	R	ER	SO	BB	IBB	HBP	BLK	WP	HR	S	P	ERA	WHIP
35 Cole Hamels, L ERA: 2.93	(1, 1)	7.0		28	4	3	3	5	3	0	0	0	0	1	70	117	3.86	1.000
30 Justin De Fratus, R ERA: 2.1	(8, 1)	0.1		2	0	0	0	0	1	0	0	0	0	0	4	8	0.00	3.000
59 Antonio Bastardo, L ERA: 3.46	(8, 1)	0.2		2	0	0	0	0	0	0	0	0	0	0	3	5	0.00	0.000
58 Jonathan Papelbon, R ERA: 1.21	(9, 1)	1.0		4	1	0	0	1	0	0	0	0	0	0	11	16	0.00	1.000
63 Jake Diekman, L ERA: 4.53	(10, 1)	1.0	L	6	1	2	2	2	1	0	0	0	1	0	15	29	18.00	2.000

PITCHER	IP	WLS	BF	H	R	ER	SO	BB	IBB	HBP	BLK	WP	HR	S	P	ERA	WHIP

TOP

Washington Nationals @ Philadelphia Phillies
Citizens Bank Park, Philadelphia, PA
Sat Jul 12 2014, 7:17 PM - 11:18 PM EDT
Att. 32,072 - Partly Cloudy - 86 F

livebaseballscorecards.com

AB	37
R	5
H	6
RBI	4
BB	5
SO	8
LOB	21

WP: 1 PA: 42
PB: 0
SB: 1
CS: 0

Washington Nationals @ Philadelphia Phillies

Citizens Bank Park, Philadelphia, PA

Sat Jul 12 2014, 7:17 PM - 11:18 PM EDT

Att. 32,072 - Partly Cloudy - 86 F

livebaseballscorecards.com

Batter	1	2	3	4	5	6	7	8	9	10	AB	R	H	RBI	BB	SO	LOB
24 Grady Sizemore, L (1, 7) OBP: 0.290, SLG: 0.326	C FF 94 B SI 94 X CH 88 1-1 11 G3 2B		B CH 89 B FF 94 F FF 96 F FF 95 B CU 81 B CU 80 4-2 26 G6-3 11 G3 BB		B CH 88 S CH 89 F FF 95 B FF 96 B CH 90 X SI 96 3-2 ③ F7		1 SAFE F FF 93 X SI 93 0-1 ① F7 1-2		B FF 95 B SI 93 X SI 93 2-0 ① G3-1		4	0	1	0	1	0	1
11 Jimmy Rollins, S (1, 6) OBP: 0.328, SLG: 0.393	F FF 94 F SI 94 X CU 81 0-2 ① G3 2-3		1 SAFE B FF 94 1 SAFE B CH 88 C FF 95 F FF 95 X CU 80 2-2 ① G3 1-2			C CU 81 F CH 88 B FF 96 F CH 89 B SI 96 X CU 81 2-2 3 S 26 1B 3 1B 1B	B CH 86 C FF 94 B CH 86 F FF 94 F SL 83 X CH 88 2-2 ② L9 2-3		C FF 93 F FF 91 F SL 80 S FF 95 0-3 ② K		5	1	1	0	0	1	4
26 Chase Utley, L (1, 4) OBP: 0.352, SLG: 0.449	F SI 95 D CH 89 S CH 89 S CU 80 1-3 ② K		B CU 80 C CH 88 X FF 95 1-1 ② G6-3 2-3			B CH 88 C CU 81 1 SAFE 1 SAFE B CH 88 S SI 95 1 SAFE X FF 94 2-2 3 S 3 1B 1-2 1B	B CH 86 C FF 94 B SL 82 F FF 94 F FF 94 X CH 87 2-2 ③ F7		C FF 94 B FF 96 B SI 92 F FF 94 X SI 95 2-2 ③ L6		5	1	1	0	0	1	4
6 Ryan Howard, L (1, 3) OBP: 0.300, SLG: 0.385	B CH 89 S FF 96 B CH 90 S FF 97 C CU 80 2-3 ③ K		S FF 96 X CU 82 0-1 ③ G1-3			C SI 95 D CH 88 S SI 95 B SI 96 X SI 96 2-2 ① F7		B CU 74 C CH 81 C CU 75 F FF 93 F FS 83 F FS 83 S FF 92 1-3 ① K		F SI 92 B SI 93 S SL 86 B FF 93 F SL 84 S SI 94 2-3 ① K	5	0	0	0	0	3	4
3 Marlon Byrd, R (1, 9) OBP: 0.316, SLG: 0.483		B FF 95 X SI 96 1-0 25 CS 1B		C CU 80 S CH 89 S CH 90 0-3 ① K		S CH 87 B CU 81 F CH 89 B FF 96 X CU 80 2-2 1-H 2-H 1B		X CU 75 0-0 ② F8		F SL 86 S FF 92 B FF 92 S SL 86 1-3 ② K2-3	5	0	2	2	0	2	0
25 Cody Asche, L (1, 5) OBP: 0.305, SLG: 0.397		B FF 95 F CH 89 1 SAFE B SI 96 B FF 96 F SI 95 S CH 88 3-3 ①② K 1-2		S SI 96 B CH 89 S CH 89 B FF 96 C CU 81 2-3 ② K		F FF 94 D CH 88 T FF 94 F CU 81 S CU 80 1-3 ② K		S CH 81 F FF 92 F FS 83 X FF 92 0-2 29 BB 2 1B 1B		B SI 92 C FF 92 F SI 92 B SI 94 S SL 87 2-3 ③ K2-3	5	1	1	0	0	4	2
29 Cameron Rupp, R (1, 2) OBP: 0.256, SLG: 0.324 4 Andrés Blanco, S (8, PR) OBP: 0.167, SLG: 0.167 47 Koyie Hill, S (9, 2) OBP: 0.222, SLG: 0.235		B CU 80 F FF 96 B CU 80 F CU 81 X CU 80 2-2 2 1B 1B		F FF 96 S CH 90 S CH 90 0-3 ③ K2-3		C CU 79 B CH 89 B CU 80 S CH 88 B SI 96 D CH 90 4-2 BB		1 SAFE B FF 91 S CH 81 B FF 92 C CH 81 D FS 84 B CH 81 4-2 2 1B 1-2 BB			2 0 0	0 0 0	1 0 0	0 0 0	2 0 0	1 0 0	0 0 0
2 Ben Revere, L (1, 8) OBP: 0.316, SLG: 0.354		B FF 95 1 SAFE B FF 94 B SI 94 C FF 95 X FF 95 3-1 1-2 1B			X FF 95 0-0 ① L4	C SI 90 B CU 74 B SI 91 X SI 90 2-1 ③ F7		X FF 92 0-0 1-2 2-H 1B			4	0	2	1	0	0	2
35 Cole Hamels, L (1, 1) OBP: 0.206, SLG: 0.235 9 Domonic Brown, L (7, PH) OBP: 0.279, SLG: 0.330 19 Tony Gwynn Jr., L (7, PR) OBP: 0.287, SLG: 0.206 30 Justin De Fratus, S (8, 1) 59 Antonio Bastardo, R (8, 1) 16 César Hernández, S (8, PH) OBP: 0.284, SLG: 0.277 58 Jonathan Papelbon, R (9, 1) 63 Jake Diekman, R (10, 1)		B CU 80 C FF 95 B FF 95 B FF 95 F SI 95 F FF 95 S FF 96 3-3 ③ K			C CU 81 B SI 96 C CU 81 B CH 89 T SI 96 2-2 ② K		B SL 83 B CH 87 X SI 93 2-0 11 L9 24 F7 1B	S CH 82 F FF 92 F CH 82 S FS 84 0-3 ③ K2-3		2 1 0 0 0 1 0 0	0 0 0 0 0 0 0 0	0 1 0 0 0 0 0 0	0 0 0 0 0 0 0 0	2 0 0 0 0 1 0 0	2 0 0 0 0 0 0 0	2 0 0 0 0 2 0 0
Inning Stats	R: 0 E: 0 K: 2 S: 11 H: 1 LOB: 1 BB: 0 P: 15	R: 0 E: 0 K: 2 S: 13 H: 3 LOB: 2 BB: 0 P: 25	R: 0 E: 0 K: 0 S: 9 H: 0 LOB: 1 BB: 1 P: 16	R: 0 E: 0 K: 3 S: 9 H: 0 LOB: 0 BB: 0 P: 11	R: 0 E: 0 K: 1 S: 7 H: 0 LOB: 0 BB: 0 P: 12	R: 2 E: 0 K: 1 S: 21 H: 3 LOB: 2 BB: 1 P: 36	R: 0 E: 0 K: 0 S: 11 H: 1 LOB: 2 BB: 0 P: 17	R: 1 E: 0 K: 2 S: 18 H: 2 LOB: 2 BB: 1 P: 23	R: 0 E: 0 K: 1 S: 8 H: 0 LOB: 0 BB: 0 P: 12	R: 0 E: 0 K: 3 S: 10 H: 0 LOB: 0 BB: 0 P: 15	1B: 9 2B: 2 3B: 0 HR: 0 SF: 0 SAC: 0 DP: 1 HBP: 0	WP: 0 PB: 0 SB: 2 CS: 1 PA: 42					

PITCHER		IP	WLS	BF	H	R	ER	SO	BB	IBB	HBP	BLK	WP	HR	S	P	ERA	WHIP
37 Stephen Strasburg, R ERA: 3.46	(1, 1)	5.2		25	7	2	2	9	2	0	0	0	0	0	68	111	3.18	1.588
13 Jerry Blevins, L ERA: 4.73	(6, 1)	0.1	H	1	0	0	0	0	0	0	0	0	0	0	2	4	0.00	0.000
22 Drew Storen, R ERA: 1.2	(7, 1)	1.0	H	4	1	0	0	0	0	0	0	0	0	0	11	17	0.00	1.000
36 Tyler Clippard, R ERA: 2.03	(8, 1)	1.0	B	6	2	1	1	2	1	0	0	0	0	0	18	23	9.00	3.000
48 Ross Detwiler, L ERA: 3.89	(9, 1)	1.0	W	3	0	0	0	1	0	0	0	0	0	0	8	12	0.00	0.000

PITCHER		IP	WLS	BF	H	R	ER	SO	BB	IBB	HBP	BLK	WP	HR	S	P	ERA	WHIP
29 Rafael Soriano, R ERA: 0.97	(10, 1)	1.0	S	3	0	0	0	3	0	0	0	0	0	0	10	15	0.00	0.000

AB	39
R	3
H	10
RBI	3
BB	3
SO	15
LOB	21

Batter	1	2	3	4	5	6	7	8	9	AB	R	H	RBI	BB	SO	LOB
2 Denard Span, L (1, 8) OBP: 0.319, SLG: 0.385	C SI 91 C SI 92 X SI 85 0-2 6 1B 6 WP 28 HR 1B		B SI 90 B FC 88 C FC 88 F FC 89 B SL 81 F FC 89 X SL 78 3-2 ① G6-3		C CH 82 X SI 89 0-1 ③ P6		C FF 93 X FF 93 0-1 ① G6-3		C FF 92 B CH 85 B SI 90 F FF 91 X SL 81 2-2 6 WP 6 2B 1B	5	2	2	0	0	0	1
6 Anthony Rendon, R (1, 4) OBP: 0.343, SLG: 0.490	C SI 92 B SL 80 D SL 81 X FC 89 2-1 1-3 28 HR 1B		B SI 92 B FC 88 F SI 91 F SL 78 S SI 91 2-3 ② K			B SI 92 F SI 92 B FC 90 F FC 89 F CH 82 F CH 82 X FC 90 2-2 25 F9 28 WP 11 SF9 1B	B FF 94 B FF 94 S FF 93 F FF 94 X FF 92 2-2 ② F9		B SL 82 C FF 92 F FF 91 X SL 82 1-2 1-H 28 1B 2B	5	3	3	1	0	1	0
28 Jayson Werth, R (1, 9) OBP: 0.366, SLG: 0.441 19 Kevin Frandsen, R (9, PR) OBP: 0.295, SLG: 0.297 (9, 5)	F SI 92 X SL 80 0-1 1-H 3-H HR		C SL 78 B FC 88 B SI 92 B SI 92 C SI 91 X SI 92 3-2 ③ F9			C SI 92 B FC 88 T CH 83 F SI 93 H CH 83 2-2 34 1B 20 2B 1-2 HBP	B FF 94 B FF 92 C FF 94 B FF 94 B FF 94 4-1 BB		C SI 93 X SL 82 0-1 2-H 25 G3-6-1 1B	3 0	2 0	2 0	4 0	1 0	0 0	0 0
25 Adam LaRoche, L (1, 3) OBP: 0.383, SLG: 0.457 30 Aaron Barrett, R (9, 1)	C SL 78 B FC 88 B CH 80 S FC 88 X CH 81 2-2 ① G4-3			S SI 89 B SL 80 B FC 88 X FC 87 2-1 ① P5		F FC 89 X CH 83 0-1 ① F9 2-3	C SL 82 C SL 81 D SL 83 B FF 94 S SL 81 2-3 ③ K		B SI 92 X SI 92 1-0 ② ③ G3-6-1 1-2f	5 0	0 0	0 0	0 0	0 0	1 0	4 0
11 Ryan Zimmerman, R (1, 5) OBP: 0.340, SLG: 0.443 (9, 3)	B SI 90 C SI 90 X CH 81 1-1 ② L7			C SI 91 C SI 91 F SL 80 X SL 80 0-2 ② G2		B FC 89 D SI 92 X SI 92 2-0 ② SF9 3-H		C FF 91 X SI 92 0-1 HR		3	1	1	2	0	0	0
34 Bryce Harper, L (1, 7) OBP: 0.316, SLG: 0.366	F FC 89 S CH 81 C SI 91 0-3 ③ K			B FC 89 B FC 90 B SI 90 F FC 88 F FC 89 S CH 83 3-3 ③ K		B FF 93 C FF 94 B SL 83 B FF 94 X FF 93 3-1 1-2 20 2B 1B		F SI 92 C SL 81 F SL 79 F CH 85 B FF 93 B CH 84 B SL 83 S SL 83 3-3 ① K		4	1	1	0	0	3	0
20 Ian Desmond, R (1, 6) OBP: 0.294, SLG: 0.432		B FC 86 F SI 90 B FC 87 X SL 78 2-1 ① G3-1			C FC 88 C SI 91 S SL 78 0-3 ① K	B FF 94 B CH 85 X FF 93 2-0 1-H 2-H 59 1B 2B		S SL 82 F SL 81 S SL 79 0-3 ② K		4	1	1	2	0	2	0
59 Jose Lobaton, S (1, 2) OBP: 0.271, SLG: 0.289		F FC 87 S FC 88 S FC 89 0-3 ② K			X FC 88 0-0 ② G6-3	F FF 94 X FF 93 0-1 2-H 1B		S FF 92 X SL 83 0-1 ③ G4-3		4	0	1	1	0	1	0
57 Tanner Roark, R (1, 1) OBP: 0.161, SLG: 0.161 48 Ross Detwiler, R (8, 1) 15 Nate McLouth, L (9, PH) OBP: 0.302, SLG: 0.260 (9, 9)		C SI 91 B SL 78 X SI 91 1-1 ③ G5-3			C SI 90 F SI 91 X SL 78 0-2 1B	F FF 93 B FF 95 F FF 94 D SL 81 S FF 94 2-3 ③ K			X FF 92 0-0 ① F8	3 0 1	0 0 0	1 0 0	0 0 0	0 0 0	1 0 0	1 0 0
Inning Stats	R: 3 E: 0 K: 1 S: 15 H: 3 LOB: 0 BB: 0 P: 20	R: 0 E: 0 K: 1 S: 7 H: 0 LOB: 0 BB: 0 P: 10	R: 0 E: 0 K: 1 S: 10 H: 0 LOB: 0 BB: 0 P: 18	R: 0 E: 0 K: 1 S: 9 H: 0 LOB: 0 BB: 0 P: 14	R: 0 E: 0 K: 1 S: 9 H: 1 LOB: 1 BB: 0 P: 9	R: 4 E: 0 K: 1 S: 19 H: 4 LOB: 1 BB: 0 P: 32	R: 0 E: 0 K: 1 S: 9 H: 0 LOB: 1 BB: 1 P: 17	R: 1 E: 0 K: 2 S: 12 H: 1 LOB: 0 BB: 0 P: 15	R: 2 E: 0 K: 0 S: 10 H: 3 LOB: 1 BB: 0 P: 14	1B: 8 2B: 2 3B: 0 HR: 2 SF: 1 SAC: 0 DP: 1 HBP: 1						

PITCHER		IP	WLS	BF	H	R	ER	SO	BB	IBB	HBP	BLK	WP	HR	S	P	ERA	WHIP
38 Kyle Kendrick, R ERA: 4.62	(1, 1)	5.2	L	23	5	5	5	5	0	0	1	0	2	1	61	88	7.94	0.882
43 Mario Hollands, L ERA: 3.16	(6, 1)	1.1		8	3	2	2	2	1	0	0	0	0	0	17	32	13.50	3.000
30 Justin De Fratus, R ERA: 3.0	(8, 1)	1.1		8	4	3	3	2	0	0	0	0	1	1	21	27	20.25	3.000
52 Jeff Manship, R ERA: 5.68	(9, 1)	0.2		1	0	0	0	0	0	0	0	0	0	0	1	2	0.00	0.000

PITCHER	IP	WLS	BF	H	R	ER	SO	BB	IBB	HBP	BLK	WP	HR	S	P	ERA	WHIP

TOP

Washington Nationals @ Philadelphia Phillies
Citizens Bank Park, Philadelphia, PA
Sun Jul 13 2014, 1:39 PM - 4:41 PM EDT
Att. 30,185 - Cloudy - 87 F

livebaseballscorecards.com

AB	37
R	10
H	12
RBI	10
BB	1
SO	9
LOB	6

WP: 3 PB: 0 SB: 0 CS: 0 PA: 40

Batter	1	2	3	4	5	6	7	8	9	AB	R	H	RBI	BB	SO	LOB
24 Grady Sizemore, L (1, 7) OBP: 0.289, SLG: 0.325	C SI 89 F SI 92 F SI 91 B SI 92 F SI 93 F SI 93 F SI 93 X SI 93 1-2 ① **P4**		C CU 72 F SI 92 B SI 91 X SI 92 1-2 ② **L7**			C SI 90 B SI 90 B CH 81 S SI 90 F SI 91 X CU 73 2-2 **26 G1-3 6 G3 11 1B 1B**		B FF 94 C SI 93 F FF 93 F SI 94 S FF 95 1-3 ② **K**		4	1	1	0	0	1	1
11 Jimmy Rollins, S (1, 6) OBP: 0.327, SLG: 0.391	B SI 92 B CH 83 X SI 93 2-0 ② **F8**		B CU 73 S CH 84 B CH 83 X SI 93 2-1 ③ **F8**			B SI 92 F SI 91 X SI 92 1-1 **6 G3 26 G1-3 1-2 1B**		B SI 94 B SI 93 X FF 92 2-0 ③ **F8**		4	0	1	0	0	0	1
26 Chase Utley, L (1, 4) OBP: 0.349, SLG: 0.445 16 César Hernández, S (9, PH) OBP: 0.282, SLG: 0.275	B SI 92 C SI 92 F SI 92 X SI 92 1-2 ③ **G4-3**			B CH 81 B SI 91 X SI 91 2-0 ① **G3**		C CU 73 X CH 82 0-1 ① **G1-3** **1-2** **2-3**			B SI 95 B SI 96 B SI 94 C SI 94 X SI 95 3-1 **E5 6 WP 25 2B**	3 1	0 1	0 0	0 0	0 0	0 0	2 0
6 Ryan Howard, L (1, 3) OBP: 0.300, SLG: 0.381		B SI 92 S SI 91 X SI 93 1-1 ① **F8**		B SI 92 S CH 82 B SI 93 B SI 91 F SI 92 X CH 83 3-2 ② **G3**		B SI 92 X SI 91 1-0 ② **G3** **2-3** **3-H**			B FF 93 B FF 94 F FF 94 F FF 95 B SL 87 B FF 96 4-2 **25 2B 29 G4-3 1-2 BB**	3	1	0	1	1	0	1
3 Marlon Byrd, R (1, 9) OBP: 0.315, SLG: 0.479		H SI 92 1-0 **HBP**		F SL 84 B SI 92 B CH 83 C SI 92 F CU 73 F SL 85 B SI 92 F CU 73 S CH 83 3-3 ③ **K**		B SI 93 S SL 84 T SI 92 S SI 92 1-3 ③ **K**			C FF 94 B SL 86 B FF 95 S FF 94 T FF 95 2-2 ① **K**	3	0	0	0	0	3	3
25 Cody Asche, L (1, 5) OBP: 0.309, SLG: 0.408		B SI 92 X SI 92 1-0 ② **P4**			B CU 72 X SI 91 1-0 **2B**		X SI 90 0-0 ① **P5**		D FF 94 F FF 95 X SI 95 1-1 **29 G4-3 1-3 2-H 2B**	4	0	2	1	0	0	1
29 Cameron Rupp, R (1, 2) OBP: 0.233, SLG: 0.293		B SI 92 F SI 92 C SI 93 S SI 94 1-3 ③ **K**			D SL 85 F SL 84 C SI 93 D SL 86 S SL 86 2-3 ① **K2-3**		C SI 90 B SL 83 B SL 84 C SI 91 B SL 84 X SI 91 3-2 ② **G5-3**		B FF 94 S SI 95 D SL 86 X SI 95 2-1 ② **G4-3** **2-3** **3-H**	4	0	0	1	0	2	3
2 Ben Revere, L (1, 8) OBP: 0.316, SLG: 0.354 30 Justin De Fratus, S (8, 1) 52 Jeff Manship, R (9, 1) 9 Domonic Brown, L (9, PH) OBP: 0.279, SLG: 0.329			B SI 90 B FF 90 B SI 90 C SI 90 X SI 91 3-1 **38 SH3-4 1B**		C CU 73 D CH 83 C SI 93 F CU 75 D SL 85 S CH 83 2-3 ② **K**		B SI 90 F SI 90 C SI 90 B SI 91 B SI 92 X SI 92 3-2 ③ **L8**		S FF 93 X FF 94 0-1 ③ **P5**	3 0 0 1	0 0 0 0	1 0 0 0	0 0 0 0	0 0 0 0	1 0 0 0	1 0 0 1
38 Kyle Kendrick, R (1, 1) OBP: 0.103, SLG: 0.079 43 Mario Hollands, L (6, 1) 19 Tony Gwynn Jr., L (8, 8) OBP: 0.283, SLG: 0.206 15 John Mayberry Jr., R (8, PH) OBP: 0.306, SLG: 0.398 (9, 8)			X SI 90 0-0 ① **SH3-4** **1-2**		C CU 72 B SI 93 C SI 93 S SI 93 1-3 ③ **K**			C FF 93 B CH 88 B FF 94 X SI 93 2-1 ① **P5**		1 0 0 1	0 0 0 0	0 0 0 0	0 0 0 0	1 0 0 0	0 0 0 0	1 0 0 0
Inning Stats	R: 0 E: 0 K: 0 S: 11 H: 0 LOB: 0 BB: 0 P: 15	R: 0 E: 0 K: 1 S: 6 H: 0 LOB: 1 BB: 0 P: 10	R: 0 E: 0 K: 0 S: 8 H: 1 LOB: 1 BB: 0 P: 14	R: 0 E: 0 K: 1 S: 10 H: 0 LOB: 0 BB: 0 P: 18	R: 0 E: 0 K: 3 S: 11 H: 1 LOB: 1 BB: 0 P: 17	R: 1 E: 0 K: 1 S: 12 H: 2 LOB: 1 BB: 0 P: 17	R: 0 E: 0 K: 0 S: 7 H: 0 LOB: 0 BB: 0 P: 13	R: 0 E: 0 K: 1 S: 7 H: 0 LOB: 0 BB: 0 P: 12	R: 2 E: 1 K: 1 S: 13 H: 1 LOB: 1 BB: 1 P: 25	1B: 3 2B: 2 3B: 0 HR: 0 SF: 0 SAC: 1 DP: 0 HBP: 1						WP: 1 PB: 0 SB: 0 CS: 0 PA: 35	

PITCHER		IP	WLS	BF	H	R	ER	SO	BB	IBB	HBP	BLK	WP	HR	S	P	ERA	WHIP
57 Tanner Roark, R ERA: 3.01	(1, 1)	7.0	W	26	4	1	1	6	0	0	1	0	0	0	65	104	1.29	0.571
48 Ross Detwiler, L ERA: 3.79	(8, 1)	1.0		3	0	0	0	1	0	0	0	0	0	0	7	12	0.00	0.000
30 Aaron Barrett, R ERA: 2.64	(9, 1)	1.0		6	1	2	0	1	1	0	0	0	1	0	13	25	0.00	2.000

PITCHER	IP	WLS	BF	H	R	ER	SO	BB	IBB	HBP	BLK	WP	HR	S	P	ERA	WHIP

BOTTOM

Washington Nationals @ Philadelphia Phillies
Citizens Bank Park, Philadelphia, PA
Sun Jul 13 2014, 1:39 PM - 4:41 PM EDT
Att. 30,185 - Cloudy - 87 F

livebaseballscorecards.com

AB	32
R	3
H	5
RBI	3
BB	1
SO	8
LOB	15

Batter	1	2	3	4	5	6	7	8	9	AB	R	H	RBI	BB	SO	LOB
27 Carlos Gómez, R (1, 8) OBP: 0.368, SLG: 0.507	X FF 96 0-0 ① F9		F FF 95 X CU 82 0-1 ② G6-3		X FF 95 0-0 2 CS 1B			F SL 83 F FF 93 F CH 88 B SL 85 S CH 87 1-3 K		4	0	1	0	0	1	0
2 Scooter Gennett, L (1, 4) OBP: 0.348, SLG: 0.491	B FF 95 B SI 96 X CH 90 2-0 HR		B FF 96 B SI 96 B FF 97 B FF 96 4-0 8 2B 16 1B BB		1 SAFE 1 SAFE 1 SAFE B SI 93 1 SAFE C FF 95 X CU 82 1-1 ①② F9 1-2			B SI 92 X FF 93 1-0 ② G4-3		3	2	1	1	1	0	1
8 Ryan Braun, R (1, 9) OBP: 0.350, SLG: 0.517	C SI 96 F FF 96 B CU 81 S CH 89 1-3 ② K		X CU 82 0-0 16 1B 1-3 2B		F FF 96 B FF 96 F CH 89 F FF 96 S SI 96 1-3 ③ K			C FF 92 B FF 93 F SL 82 B CH 88 F SI 94 B CH 87 B FF 94 4-2 BB		3	1	1	0	1	2	0
16 Aramis Ramirez, R (1, 5) OBP: 0.335, SLG: 0.456	F FF 96 X FF 95 0-1 ③ P4		B CH 88 X SI 96 1-0 2-H 3-H 1B			B CH 87 F FF 95 F FF 94 F CH 88 B CH 88 S CU 81 2-3 ① K		1 SAFE D SL 82 B FF 92 X FF 93 2-0 ③ L8		4	0	1	2	0	1	1
20 Jonathan Lucroy, R (1, 2) OBP: 0.383, SLG: 0.491		C FF 94 C CU 80 B FF 94 F CH 89 C FF 95 1-3 ① K	C FF 96 C FF 96 1 SAFE B SI 94 X FF 94 1-2 ③ G1-3			B FF 96 F FF 96 C FF 96 X FF 96 1-2 ② F8			B SI 92 C SI 92 B FC 88 F SI 93 X SI 93 2-2 1B	4	0	1	0	0	1	1
18 Khris Davis, R (1, 7) OBP: 0.304, SLG: 0.482		F CU 80 B FF 96 S CU 82 B CU 81 B SI 96 F CH 90 X FF 97 3-2 HR		C FF 95 X FF 94 0-1 1B		S CU 80 C FF 96 F CU 81 B SI 96 F CH 90 B CH 90 F CU 80 B CH 90 S CH 89 3-3 ③ K			C FC 85 B SI 91 X FC 85 1-1 ① F8	4	1	2	1	0	1	1
7 Mark Reynolds, R (1, 3) OBP: 0.299, SLG: 0.384		F FF 96 C FF 98 B CH 90 S CH 89 1-3 ② K		1 SAFE 1 SAFE B SI 94 F CH 88 1 SAFE B FF 94 X FF 95 2-1 ① P4			C CU 80 F FF 95 B CU 81 F FF 96 B CH 89 B CH 90 X FF 96 3-2 ① F8		1 SAFE S FC 86 D SI 91 X SI 90 1-1 ② P4	4	0	0	0	0	1	2
9 Jean Segura, R (1, 6) OBP: 0.266, SLG: 0.315		C FF 96 X CH 89 0-1 ③ L8		F SI 93 F FF 94 S CU 80 0-3 ② K			C FF 96 S CH 89 X FF 96 0-2 26 B1-4 1B		B FC 85 C FC 85 C SI 93 1 SAFE D FC 87 D FC 86 X SI 92 3-2 ③ G5-3	4	0	1	0	0	1	2
26 Kyle Lohse, R (1, 1) OBP: 0.178, SLG: 0.140 47 Rob Wooten, R (8, 1) 59 Zach Duke, L (8, 1) 57 Francisco Rodríguez, R (9, 1)			C SI 94 B SI 96 C CU 80 S SI 95 1-3 ① K	1 SAFE S FF 94 C FF 95 S CU 81 0-3 ③ K			L FF 92 1 SAFE M FF 93 X FF 92 0-2 ②③ B1-4 1-1f			3 0 0 0	0 0 0 0	0 0 0 0	0 0 0 0	2 0 0 0	2 0 0 0	2 0 0 0

Inning Stats	1	2	3	4	5	6	7	8	9
R	1	1	2	0	0	0	0	0	0
H	1	1	2	1	1	0	1	0	1
E	0	0	0	0	0	0	0	0	0
LOB	0	0	1	1	0	0	0	1	0
K	1	2	1	2	1	2	0	1	0
BB	0	0	1	0	0	0	1	0	0
S	7	13	10	10	7	13	10	9	10
P	10	18	17	12	9	19	13	17	17

PITCHER		IP	WLS	BF	H	R	ER	SO	BB	IBB	HBP	BLK	WP	HR	S	P	ERA	WHIP
37 Stephen Strasburg, R ERA: 3.55	(1, 1)	7.0	L	27	7	4	4	9	1	0	0	0	0	2	70	98	5.14	1.143
22 Drew Storen, R ERA: 1.16	(8, 1)	1.0		4	0	0	0	1	1	0	0	0	0	0	9	17	0.00	1.000
35 Craig Stammen, R ERA: 3.7	(9, 1)	1.0		4	1	0	0	0	0	0	0	0	0	0	10	17	0.00	1.000

PITCHER	IP	WLS	BF	H	R	ER	SO	BB	IBB	HBP	BLK	WP	HR	S	P	ERA	WHIP

TOP

Milwaukee Brewers @ Washington Nationals

Nationals Park, Washington, DC

Fri Jul 18 2014, 7:08 PM - 10:07 PM EDT

Att. 39,373 - Partly Cloudy - 80 F

livebaseballscorecards.com

AB	33
R	4
H	8
RBI	4
BB	2
SO	10
LOB	10

1B: 5	SF: 0	WP: 0	PA: 35
2B: 2	SAC: 0	PB: 0	
3B: 0	DP: 1	SB: 0	
HR: 2	HBP: 0	CS: 1	

BOTTOM

Milwaukee Brewers @ Washington Nationals

Nationals Park, Washington, DC

Fri Jul 18 2014, 7:08 PM - 10:07 PM EDT

Att. 39,373 - Partly Cloudy - 80 F

livebaseballscorecards.com

Batter	1	2	3	4	5	6	7	8	9	AB	R	H	RBI	BB	SO	LOB
2 Denard Span, L (1, 8) OBP: 0.324, SLG: 0.389	C SI 90 X SL 85 0-1 6 FC4 1B		B SI 90 F SI 90 B SI 90 X SL 82 2-1 28 E 28 1B 1B		B CU 74 X SI 89 1-0 28 FC6-5 28 S 1B		X SI 89 0-0 ② G6-3 2-3			4	0	3	0	0	0	1
6 Anthony Rendon, R (1, 4) OBP: 0.340, SLG: 0.485	F SI 88 C SL 84 F SL 84 1 SAFE D SL 83 B SI 88 B SL 83 F SL 83 X SI 90 3-2 ① FC4 1-2f		C SI 87 X SL 82 0-1 ② L9		C SI 89 D SI 87 1 SAFE F SI 89 F SI 89 1 SAFE F SI 88 C SI 88 1-3 ① K		B SI 88 B SL 83 C SL 82 F SI 88 X SI 89 2-2 ③ F9			4	0	0	0	0	1	4
28 Jayson Werth, R (1, 9) OBP: 0.365, SLG: 0.438	D SL 83 B SL 83 C CH 78 F SI 88 B SL 83 X SL 84 3-2 ② L8		C CU 74 C SI 88 F SI 88 1 SAFE 1 SAFE X SL 83 0-2 E8 1-3 1B		B SI 88 C SI 89 X SI 88 1-1 ② FC6-5 1-3			B CU 73 C SL 83 B SL 84 C SI 91 T SI 90 2-2 ① K		4	0	1	0	0	1	2
25 Adam LaRoche, L (1, 3) OBP: 0.378, SLG: 0.451	D CU 75 B SI 89 X SI 88 2-0 ③ G4-3		C SL 82 S SI 89 B SI 90 B SI 90 F SI 88 F SI 89 X SI 90 2-2 ③ L8		F CU 76 B SI 88 1 SAFE B SI 88 B SI 88 C SI 89 F SI 88 X SI 89 3-2 ③ F7			X SL 82 0-0 ② F8		4	0	0	0	0	0	4
11 Ryan Zimmerman, R (1, 5) OBP: 0.343, SLG: 0.450		C SI 89 B SI 88 X CH 79 1-1 34 1B 1B		B SI 88 C SL 83 B CH 80 X SI 89 2-1 20 2B 2B		B CU 74 C SL 84 X SI 88 1-1 ① P5		B SI 88 X SL 82 1-0 ③ L7		4	1	2	0	0	0	0
34 Bryce Harper, L (1, 7) OBP: 0.329, SLG: 0.402		B SL 82 C SI 89 X SL 81 1-1 40 G6-4-3 1B 1-3		S SI 88 X SI 89 0-1 ① P5		C CH 80 X SI 89 0-1 20 G4-6-3 1B			B FF 92 X FF 93 1-0 HR	4	1	3	1	0	0	1
20 Ian Desmond, R (1, 6) OBP: 0.294, SLG: 0.433		D SL 83 B SL 82 C SI 90 1 SAFE F SI 89 1 SAFE 1 SAFE X SI 89 2-2 ① P3		B CU 75 X SI 88 1-0 2-H 2B		X SL 84 0-0 ②③ G4-6-3 1-2f			C FF 93 B SI 92 C SI 93 B FF 93 F SI 92 F FF 91 F FF 92 S CH 82 2-3 ① K	4	0	1	1	0	1	3
40 Wilson Ramos, R (1, 2) OBP: 0.329, SLG: 0.400		X SL 84 0-0 ②③ G6-4-3 1-2f		D SL 83 X SL 83 1-0 ② L8			C CU 74 X SL 82 0-1 2 G6-3 15 G4-3 1B		C SI 92 B CU 78 X CH 83 1-1 ② G5-3	4	0	1	0	0	0	3
37 Stephen Strasburg, R (1, 1) OBP: 0.227, SLG: 0.132 15 Nate McLouth, L (7, PH) OBP: 0.300, SLG: 0.258 22 Drew Storen, S (8, 1) 35 Craig Stammen, R (9, 1) OBP: 0.200, SLG: 0.400 19 Kevin Frandsen, R (9, PH) OBP: 0.293, SLG: 0.295			C SI 88 B SL 82 C SI 89 C SI 90 1-3 ① K	C SL 82 B SI 90 B SI 90 C SL 83 S SL 83 2-3 ③ K			C CU 74 B SI 88 B SI 88 X SI 88 2-1 ① G4-3 1-2		C SI 91 S CH 83 S CH 86 0-3 ③ K	2 1 0 0 1	0 0 0 0 0	0 0 0 0 0	0 0 0 0 0	2 0 0 0 1	1 1 0 0 0	0 1 0 0 0
Inning Stats	R: 0 E: 0 K: 0 S: 11 H: 1 LOB: 1 BB: 0 P: 19	R: 0 E: 0 K: 0 S: 8 H: 2 LOB: 1 BB: 0 P: 12	R: 0 E: 1 K: 1 S: 16 H: 2 LOB: 2 BB: 0 P: 21	R: 1 E: 0 K: 1 S: 9 H: 2 LOB: 1 BB: 0 P: 15	R: 0 E: 0 K: 1 S: 12 H: 1 LOB: 1 BB: 0 P: 18	R: 0 E: 0 K: 0 S: 5 H: 1 LOB: 0 BB: 0 P: 6	R: 0 E: 0 K: 0 S: 8 H: 1 LOB: 1 BB: 0 P: 12	R: 0 E: 0 K: 1 S: 5 H: 0 LOB: 0 BB: 0 P: 8	R: 1 E: 0 K: 2 S: 12 H: 1 LOB: 0 BB: 0 P: 16	1B: 8 2B: 2 3B: 0 HR: 1 SF: 0 SAC: 0 DP: 2 HBP: 0						WP: 0 PB: 0 SB: 1 CS: 0 PA: 36	

PITCHER	IP	WLS	BF	H	R	ER	SO	BB	IBB	HBP	BLK	WP	HR	S	P	ERA	WHIP
26 Kyle Lohse, R (1, 1) ERA: 3.16	7.0	W	29	10	1	1	3	0	0	0	0	0	0	69	103	1.29	1.429
47 Rob Wooten, R (8, 1) ERA: 4.18	0.1	H	1	0	0	0	1	0	0	0	0	0	0	3	5	0.00	0.000
59 Zach Duke, L (8, 1) ERA: 1.16	0.2	H	2	0	0	0	0	0	0	0	0	0	0	2	3	0.00	0.000
57 Francisco Rodríguez, R (9, 1) ERA: 2.72	1.0	S	4	1	1	1	2	0	0	0	0	0	1	12	16	9.00	1.000

PITCHER	IP	WLS	BF	H	R	ER	SO	BB	IBB	HBP	BLK	WP	HR	S	P	ERA	WHIP

AB	36
R	2
H	11
RBI	2
BB	0
SO	6
LOB	20

Batter	1	2	3	4	5	6	7	8	9	AB	R	H	RBI	BB	SO	LOB
27 Carlos Gómez, R (1, 8) OBP: 0.370, SLG: 0.507	F SL 82 B SI 91 S SL 84 X FF 91 1-2 ① P3		X SI 93 0-0 1B		S SL 84 B SI 92 F SL 83 X SI 92 2-3 1B			X CH 84 0-0 ① G5-3		4	0	2	0	0	0	0
2 Scooter Gennett, L (1, 4) OBP: 0.344, SLG: 0.486 12 Martín Maldonado, R (8, PH) OBP: 0.351, SLG: 0.388 53 Brandon Kintzler, R (8, 1)	B SI 91 F SI 91 F SI 92 X SI 92 1-2 ② G6-3		X FF 92 0-0 ③ P6		X SL 85 0-0 ③ F7			C SI 90 X SI 90 0-1 8 HR 1B		3 1 0	0 1 0	0 1 0	0 0 0	0 0 0	0 0 0	3 0 0
8 Ryan Braun, R (1, 9) OBP: 0.348, SLG: 0.523	B FF 92 S SL 83 C SI 92 X SI 92 1-2 ③ G6-3			L SI 92 B SI 92 F SI 92 C SI 93 1-3 ① K		C SI 92 X SI 91 0-1 ① G5-3		X SI 91 0-0 1-H HR		4	1	1	2	0	1	0
16 Aramis Ramirez, R (1, 5) OBP: 0.337, SLG: 0.457		S SI 90 S SL 82 B SI 90 B SI 91 F SL 82 S SL 84 2-3 ① K		F SL 83 X SL 84 0-1 ② G6-3		B SI 91 B SI 91 S SI 92 X SL 84 2-1 1B		B CH 84 X CH 85 1-0 18 FC6-4 1B		4	0	2	0	0	1	0
20 Jonathan Lucroy, R (1, 2) OBP: 0.385, SLG: 0.493		C SI 92 B SL 82 C SL 83 B SI 92 X SI 93 2-2 18 S 18 E 2B		C SI 93 B SL 84 B SL 83 F FF 93 B SI 92 F SI 93 B SI 92 4-2 BB		C SL 83 B SI 92 B FF 92 C SL 83 B FF 92 S SI 93 3-3 ② K		C SI 90 F SI 91 B SI 92 B SL 88 F CU 74 F SI 92 X SI 92 2-2 ② L4		3	1	1	0	1	1	2
18 Khris Davis, R (1, 7) OBP: 0.303, SLG: 0.479		D SL 83 C SL 82 B SI 92 S SI 92 X SL 83 2-2 24 G4-6-3 2-H 1B		B SL 82 S SI 92 1 SAFE 1 SAFE B SI 90 T FF 92 B SI 91 C SI 93 3-3 ③ K		F SL 83 B CH 82 F FF 92 D CH 83 F SI 92 D SL 85 X SI 93 3-2 ③ G6-3		B CH 84 C CH 85 X SL 87 1-1 ③ FC6-4 1-2f		4	0	1	0	0	1	3
24 Lyle Overbay, L (1, 3) OBP: 0.317, SLG: 0.350 7 Mark Reynolds, R (9, PH) OBP: 0.298, SLG: 0.383		C SI 93 1 SAFE S CH 83 1 SAFE X SI 92 0-2 ② ③ G4-6-3 1-2f			B SI 88 F SI 90 B SI 91 X CH 81 2-1 ① G3		F SI 89 X SI 90 0-1 ① F8		C FF 94 C SL 78 B SL 79 B FF 94 F FF 94 F SL 79 B FF 94 F FF 94 F FF 94 3-3 ① F SI 93 S FF 95 K	3 1	0 0	0 0	0 0	0 0	0 1	1 0
9 Jean Segura, R (1, 6) OBP: 0.266, SLG: 0.317			F SI 91 F CU 73 X SI 91 0-2 ① P4		C SI 91 B FF 91 F SI 91 B SI 91 F SI 92 F SL 84 F SI 91 B SL 84 F SI 91 3-2 X SI 91 27 1B 2B		B SI 89 C SI 90 C SI 91 X SI 92 1-2 ② G1-3		C FF 92 F FF 94 B SL 81 B FF 94 X FF 94 2-2 ② P3	4	0	1	0	0	0	0
22 Matt Garza, R (1, 1) OBP: 0.077, SLG: 0.103 41 Marco Estrada, R (1, 1) OBP: 0.182, SLG: 0.100 1 Logan Schafer, L (7, PH) OBP: 0.290, SLG: 0.316 32 Tom Gorzelanny, R (7, 1) Rickie Weeks Jr., R (8, 4) OBP: 0.321, SLG: 0.388			C SI 91 F SI 91 B FF 92 F SL 83 C SI 92 1-3 ② K		C SI 91 X SL 83 0-1 ② G6-3		F SI 90 B SI 91 B SI 90 B SI 90 C SI 91 X SI 92 3-2 ③ L8		B SI 93 B FF 89 C SI 92 S FF 92 F SI 94 C SI 94 2-3 ③ K	0 2 1 0 1	0 0 0 0 0	0 0 0 0 0	0 0 0 0 0	0 1 0 0 1	0 1 0 0 0	0 1 0 0 0
Inning Stats	R: 0 E: 0 K: 0 S: 9 H: 0 LOB: 0 BB: 0 P: 12	R: 1 E: 0 K: 1 S: 13 H: 2 LOB: 0 BB: 0 P: 19	R: 0 E: 0 K: 1 S: 9 H: 1 LOB: 1 BB: 0 P: 10	R: 0 E: 0 K: 2 S: 11 H: 0 LOB: 1 BB: 1 P: 19	R: 0 E: 0 K: 0 S: 15 H: 2 LOB: 2 BB: 0 P: 21	R: 0 E: 0 K: 1 S: 11 H: 1 LOB: 1 BB: 0 P: 19	R: 0 E: 0 K: 0 S: 8 H: 0 LOB: 0 BB: 0 P: 12	R: 2 E: 0 K: 0 S: 12 H: 3 LOB: 1 BB: 0 P: 16	R: 0 E: 0 K: 2 S: 15 H: 0 LOB: 0 BB: 0 P: 22	1B: 6 2B: 2 3B: 0 HR: 1 SF: 0 SAC: 0 DP: 1 HBP: 0						

TOP

Milwaukee Brewers @ Washington Nationals

Nationals Park, Washington, DC

Sat Jul 19 2014, 7:07 PM - 10:24 PM EDT

Att. 38,649 - Cloudy - 77 F

livebaseballscorecards.com

AB	35
R	3
H	9
RBI	2
BB	1
SO	7
LOB	10

WP: 0 PA: 36
PB: 0
SB: 1
CS: 0

PITCHER		IP	WLS	BF	H	R	ER	SO	BB	IBB	HBP	BLK	WP	HR	S	P	ERA	WHIP
57 Tanner Roark, R ERA: 2.91	(1, 1)	7.0	W	27	6	1	1	5	1	0	0	0	0	0	76	112	1.29	1.000
13 Jerry Blevins, L ERA: 5.13	(8, 1)	1.0		6	3	2	2	0	0	0	0	0	0	1	12	16	18.00	3.000
48 Ross Detwiler, L ERA: 3.7	(9, 1)	1.0		3	0	0	0	2	0	0	0	0	0	0	15	22	0.00	0.000

PITCHER	IP	WLS	BF	H	R	ER	SO	BB	IBB	HBP	BLK	WP	HR	S	P	ERA	WHIP

BOTTOM

Milwaukee Brewers @ Washington Nationals

Nationals Park, Washington, DC

Sat Jul 19 2014, 7:07 PM - 10:24 PM EDT

Att. 38,649 - Cloudy - 77 F

livebaseballscorecards.com

Batter	1	2	3	4	5	6	7	8	9	AB	R	H	RBI	BB	SO	LOB
2 Denard Span, L (1, 8) OBP: 0.325, SLG: 0.392	1-2: 28 2B; 11 1B; 1B 3-2: F8			B CU 75 C CU 74 X FF 88 1-1: F7 ①		B CU 76 X CH 78 1-0: P5 ①		C SI 90 B SI 92 B SI 92 X SI 92 2-1: 2B		5	1	2	0	0	0	2
6 Anthony Rendon, R (1, 4) OBP: 0.338, SLG: 0.481	1 SAFE F SI 92 C SL 83 S SL 84 0-3: K ①	B CU 74 B FF 88 F FF 88 X FF 89 2-1: F8 ①		X FF 89 0-0: L9 ②		B CH 78 X FF 88 1-0: 28 2B; 25 SF7; 1B		C SI 92 C SI 91 F SI 93 F SI 92 D SL 86 D FF 93 S SI 92 2-3: K ①		5	1	1	0	0	2	2
28 Jayson Werth, R (1, 9) OBP: 0.369, SLG: 0.446 15 Nate McLouth, L (8, 9) OBP: 0.298, SLG: 0.256	1 SAFE B SI 91 C FF 93 S SI 92 F FF 93 X SL 85 1-2: 11 1B; 1-3; 2B ②	C CU 75 B FF 88 C FF 89 X FF 88 1-2: L8 ②		F FF 88 B CH 78 F FF 89 B FF 88 B CH 78 B FF 90 4-2: 25 BB; 11 1B; BB		B FF 88 B CH 78 F FF 88 C CU 77 F FF 88 F FF 88 D CH 77 X FF 89 3-2: 1-3; 2B		D SL 85 B SI 92 B SI 91 C SI 92 X SI 92 3-1: L8 ②		3 1	2 0	2 0	0 0	1 0	0 0	0 1
25 Adam LaRoche, L (1, 3) OBP: 0.379, SLG: 0.447	B FF 93 B FF 92 C CU 75 B FF 93 B SL 84 4-1: 34 BB; 11 1B; 20 1B; BB	B FF 88 X CH 78 1-0: L4 ③		C FF 88 B FF 88 1 SAFE B CH 78 C FF 88 1 SAFE B FF 89 B FF 89 4-2: 11 1B; 1-2; BB		S FF 89 S FF 90 F FF 90 X FF 89 0-2: SF7 ②; 3-H		X SI 91 0-0: G1-3 ③		2	1	0	1	2	0	1
11 Ryan Zimmerman, R (1, 5) OBP: 0.346, SLG: 0.451	F FF 93 D SL 85 S SI 93 X SI 94 1-2: 20 1B; 34 BB; 40 1B; 1-2; 2-H; 3-H; 1B	X FF 88 0-0: G5-3 ①	B CH 80 C FF 89 B FF 89 C FF 89 X FF 90 2-2: 1-3; 2-H; 1B	C CU 77 B CH 78 F FF 88 B CH 77 F FF 88 X CU 78 2-2: F8 ③						4	1	2	3	0	0	1
34 Bryce Harper, L (1, 7) OBP: 0.333, SLG: 0.408	B FF 93 B SI 92 C SI 94 B FF 93 F FF 94 F SI 95 F SL 85 D SL 87 4-2: 20 1B; 40 1B; 1-2; 2-3; BB	B CH 77 S CH 77 C FF 90 X FF 90 1-2: 20 F9; 40 1B; 2B	S CH 78 S CH 79 B CH 79 X CH 78 1-2: G4-3 ③				B SL 74 C SL 80 F SI 88 F SL 77 S SL 79 1-3: K ①			3	2	1	0	1	1	2
20 Ian Desmond, R (1, 6) OBP: 0.293, SLG: 0.431	F SI 93 F SI 93 F SI 93 B FF 95 D FF 94 X SI 93 2-2: 40 E4; 40 1B; 57 FC1-2; 1-2; 2-3; 3-H; 1B	D CU 78 S CH 78 C FF 89 D CH 78 F FF 90 X CH 78 2-2: F9 ②; 2-3		C CU 78 C CU 77 T FF 88 0-2: K ①			X CH 83 0-0: G4-3 ②			4	0	1	1	0	1	1
40 Wilson Ramos, R (1, 2) OBP: 0.340, SLG: 0.409	C CU 74 S SL 84 B SL 83 X SL 85 1-2: E8; 57 FC1-2; 1-3; 2-H; 3-H; 1B	F CH 78 D CH 79 B FF 90 X CH 80 2-1: 3-H; 1B		F CH 78 X FF 89 0-1: L9 ②			C CH 82 C FF 89 X SL 76 0-2: 1B			4	0	3	3	0	0	0
57 Tanner Roark, R (1, 1) OBP: 0.147, SLG: 0.147 7 Scott Hairston, R (7, PH) OBP: 0.283, SLG: 0.381 13 Jerry Blevins, L (8, 1) 48 Ross Detwiler, R (9, 1)	X CH 72 0-0: FC1-2 ②; 1-2; 3-H	B FF 89 C FF 89 S CH 78 B FF 90 X CH 78 2-2: G5-3 ③		C FF 88 S CH 78 C CU 77 0-3: K ③			C CH 81 B CH 84 C FF 89 S FF 90 1-3: K ③			3 1 0 0	0 0 0 0	0 0 0 0	0 0 0 0	0 0 0 0	1 1 0 0	3 1 0 0
Inning Stats	R: 5 E: 1 K: 1 S: 32 H: 5 LOB: 2 BB: 2 P: 49	R: 0 E: 0 K: 0 S: 6 H: 0 LOB: 0 BB: 0 P: 10	R: 1 E: 0 K: 0 S: 13 H: 2 LOB: 1 BB: 0 P: 20	R: 1 E: 0 K: 0 S: 13 H: 1 LOB: 2 BB: 2 P: 25	R: 0 E: 0 K: 2 S: 8 H: 0 LOB: 0 BB: 0 P: 8	R: 1 E: 0 K: 0 S: 15 H: 2 LOB: 1 BB: 0 P: 22	R: 0 E: 0 K: 2 S: 11 H: 1 LOB: 1 BB: 0 P: 13	R: 0 E: 0 K: 1 S: 10 H: 1 LOB: 1 BB: 0 P: 17		1B: 8 2B: 4 3B: 0 HR: 0	SF: 1 SAC: 0 DP: 0 HBP: 0					

PITCHER		IP	WLS	BF	H	R	ER	SO	BB	IBB	HBP	BLK	WP	HR	S	P	ERA	WHIP
22 Matt Garza, R ERA: 4.04	(1, 1)	0.1	L	8	5	5	5	1	2	0	0	0	0	0	28	42	135.00	21.000
41 Marco Estrada, R ERA: 4.94	(1, 1)	5.2		24	5	3	3	2	2	0	0	0	0	0	59	92	4.76	1.235
32 Tom Gorzelanny, L ERA:	(7, 1)	1.0		4	1	0	0	2	0	0	0	0	0	0	11	13	0.00	1.000
53 Brandon Kintzler, R ERA: 3.71	(8, 1)	1.0		4	1	0	0	1	0	0	0	0	0	0	10	17	0.00	1.000

PITCHER	IP	WLS	BF	H	R	ER	SO	BB	IBB	HBP	BLK	WP	HR	S	P	ERA	WHIP

AB	35
R	8
H	12
RBI	8
BB	4
SO	6
LOB	14

WP: 0 PA: 40
PB: 0
SB: 0
CS: 0

Batter	1	2	3	4	5	6	7	8	9	AB	R	H	RBI	BB	SO	LOB
27 Carlos Gómez, R (1, 8) OBP: 0.368, SLG: 0.501	B SI 90 B FF 90 B SI 91 X SI 92 3-0 ① G6-3	F FF 92 B FF 91 D CH 84 F FF 93 B SI 93 S CH 84 3-3 ③ K		S SI 90 F SI 91 D FC 86 F SI 92 F SI 92 D KC 81 X FC 86 2-2 ② G6-3 3-H			M SL 82 B SI 93 C SL 81 F SI 94 S SL 83 1-3 ② K		B SL 85 D SL 86 B FF 90 B FF 90 4-0 8 CS 1B 1-2 BB	4	0	0	1	1	2	3
Rickie Weeks Jr., R (1, 4) OBP: 0.323, SLG: 0.388	B SI 92 B SI 92 S CH 83 S CH 84 S CH 83 2-3 ② K		B CH 82 B SI 90 F SI 92 S CH 83 S CH 82 2-3 ① K	C FC 87 B SI 93 X SI 92 1-1 ③ G4-3			C SL 82 B FF 94 S SL 83 B SL 84 F SL 82 X SI 94 2-2 8 S 1B		C SL 86 S SL 86 D SL 87 F FF 92 B SL 87 X FF 92 2-2 8 CS 1B 1-2 2-H	5	0	2	1	0	2	0
8 Ryan Braun, R (1, 9) OBP: 0.352, SLG: 0.521	B SI 92 X CH 83 1-0 16 S 1B		B CU 77 B CH 83 B SI 91 C SI 92 C SI 92 D CH 85 4-2 16 20 G1-3 BB		B SI 92 F FC 86 X SI 93 1-1 ① F8		B FF 93 1 SAFE B SL 83 B FF 91 C FF 91 B SI 90 4-1 1-2 BB		F FF 91 B FF 91 S SL 87 B FF 94 X FF 93 2-2 ②③ F8 1-2 2-3	3	1	1	0	2	0	2
16 Aramis Ramirez, R (1, 5) OBP: 0.336, SLG: 0.451	B SI 91 F FF 92 B CU 76 D CH 82 F FF 93 X FF 93 3-2 ③ G4-3 1-2		1 SAFE B FF 92 B FF 92 B FF 92 B SI 92 4-0 20 G1-3 18 1B 1-2 BB		B SI 92 C SI 93 F KC 80 C SI 93 1-3 ② K		F SL 81 B FF 92 X SI 92 1-1 ③ G5-3			3	1	0	0	1	1	3
20 Jonathan Lucroy, R (1, 2) OBP: 0.383, SLG: 0.489		B SI 90 B FF 91 B FF 91 C FF 90 B FF 90 4-1 9 E 7 1B BB	C SI 92 D CH 84 C SI 93 F FB 89 F CU 78 F CU 78 F FF 92 F FF 92 X FF 92 1-2 ② G1-3 1-2 2-H		C SI 93 B KC 81 B FC 88 X SI 92 2-1 ③ G4-3			B FF 91 S CH 80 B CH 82 B FF 92 F FF 92 F CH 80 T FF 93 3-2 ① K		3	0	0	1	1	1	1
18 Khris Davis, R (1, 7) OBP: 0.302, SLG: 0.476		1 SAFE C CH 82 1 SAFE S FF 91 B FF 91 F FF 92 S CU 77 1-3 ① K	B SI 93 B SI 93 X CH 83 2-0 2-H 1B			B SI 91 C SI 92 X SI 92 1-1 ① L9		S CH 82 S FF 93 F FS 83 F CH 81 S FS 83 0-3 ② K		4	0	1	1	0	2	1
7 Mark Reynolds, R (1, 3) OBP: 0.298, SLG: 0.381		B FF 93 X CH 82 1-0 9 E 1B 1-2	C FF 93 F SI 92 B FF 92 B FF 91 1 SAFE B CU 77 X FF 92 3-2 ③ P4			B SI 91 X SI 92 1-0 ② P4		B CU 75 F FF 91 T CU 75 B FS 83 B FF 91 F CH 81 S FF 92 3-3 ③ K		4	0	1	0	0	1	1
9 Jean Segura, R (1, 6) OBP: 0.266, SLG: 0.319		B FF 93 B CU 76 F FF 93 S FF 93 F FF 93 X CU 77 2-2 FC5 1-2 2-3		C SI 89 T CU 75 B FF 90 B FF 91 F FF 92 X CU 77 2-2 49 SH2-4 27 G6-3 2B		C SI 92 C SI 92 C SI 92 0-3 ③ K			F FF 91 X SL 85 0-1 ① P3	4	1	1	0	0	1	2
49 Yovani Gallardo, R (1, 1) OBP: 0.176, SLG: 0.182 24 Lyle Overbay, L (7, PH) OBP: 0.315, SLG: 0.348 59 Zach Duke, L (7, 1) 13 Will Smith, R (8, 1) 2 Scooter Gennett, L (9, PH) OBP: 0.346, SLG: 0.488 1 Logan Schafer, L (9, PR) OBP: 0.290, SLG: 0.316 47 Rob Wooten, R (9, 1)		B CU 76 C SI 92 C FF 92 S CU 78 1-3 ② K		B FF 89 L SI 88 B SI 90 X SI 90 2-1 ① SH2-4 2-3			B FF 92 X FF 92 1-0 ① F7		X FF 92 0-0 27 BB 1B 1B	1 1 0 0 1 0 0	0 0 0 0 0 1 0	0 0 0 0 1 0 0	0 0 0 0 0 0 0	1 0 0 0 0 0 0	3 0 0 0 0 0 0	
Inning Stats	R: 0 E: 0 K: 1 S: 8 H: 1 LOB: 1 BB: 0 P: 17	R: 0 E: 1 K: 3 S: 16 H: 1 LOB: 3 BB: 1 P: 28	R: 2 E: 0 K: 1 S: 17 H: 1 LOB: 1 BB: 2 P: 33	R: 1 E: 0 K: 0 S: 13 H: 1 LOB: 0 BB: 0 P: 20	R: 0 E: 0 K: 1 S: 7 H: 0 LOB: 0 BB: 0 P: 11	R: 0 E: 0 K: 1 S: 6 H: 0 LOB: 0 BB: 0 P: 8	R: 0 E: 0 K: 1 S: 12 H: 1 LOB: 2 BB: 1 P: 21	R: 0 E: 0 K: 3 S: 13 H: 0 LOB: 0 BB: 0 P: 19	R: 1 E: 0 K: 0 S: 10 H: 2 LOB: 2 BB: 1 P: 18	1B: 6 2B: 1 3B: 0 HR: 0 SF: 0 SAC: 1 DP: 0 HBP: 0						

PITCHER		IP	WLS	BF	H	R	ER	SO	BB	IBB	HBP	BLK	WP	HR	S	P	ERA	WHIP
47 Gio González, L ERA: 3.74	(1, 1)	3.1		18	4	3	3	5	3	0	0	0	0	0	47	88	8.10	2.100
35 Craig Stammen, R ERA: 3.51	(4, 1)	2.2		8	0	0	0	2	0	0	0	0	0	0	20	29	0.00	0.000
22 Drew Storen, R ERA: 1.13	(7, 1)	1.0	H	5	1	0	0	1	1	0	0	0	0	0	12	21	0.00	2.000
36 Tyler Clippard, R ERA: 1.98	(8, 1)	1.0	H	3	0	0	0	3	0	0	0	0	0	0	13	19	0.00	0.000
29 Rafael Soriano, R ERA: 1.18	(9, 1)	1.0	W	5	2	1	1	0	1	0	0	0	0	0	10	18	9.00	3.000

PITCHER	IP	WLS	BF	H	R	ER	SO	BB	IBB	HBP	BLK	WP	HR	S	P	ERA	WHIP

TOP

Milwaukee Brewers @ Washington Nationals

Nationals Park, Washington, DC

Sun Jul 20 2014, 1:39 PM - 5:13 PM EDT

Att. 36,373 - Overcast - 80 F

livebaseballscorecards.com

AB	33
R	4
H	7
RBI	4
BB	5
SO	11
LOB	16

WP: 0 PA: 39
PB: 0
SB: 2
CS: 2

BOTTOM

Milwaukee Brewers @ Washington Nationals

Nationals Park, Washington, DC

Sun Jul 20 2014, 1:39 PM - 5:13 PM EDT

Att. 36,373 - Overcast - 80 F

livebaseballscorecards.com

Batter	1	2	3	4	5	6	7	8	9	AB	R	H	RBI	BB	SO	LOB
2 Denard Span, L (1, 8) OBP: 0.328, SLG: 0.393	C FF 89 B SI 90 C CU 78 B CU 79 F SI 91 F CU 78 B SI 93 X FF 92 3-2 ① G6-3		C CU 78 C SL 87 B CU 80 B CU 81 X SI 93 2-2 6 F8 1B	B CU 81 D CU 80 F SI 93 B SI 93 C CU 78 X CU 80 3-2 ③ G4-3 1-2 3-H			F FF 90 B SL 84 B SI 89 B CU 75 B SI 88 4-1 28 1B BB		B CU 75 B SI 91 X SI 90 2-0 6 FC3-6 1B	4	0	2	0	1	0	1
6 Anthony Rendon, R (1, 4) OBP: 0.334, SLG: 0.475 (9, 5)	B FF 92 B SI 92 C SI 92 B SL 87 C SI 92 X SI 92 3-2 ② G5-3		1 SAFE C SL 88 1 SAFE B FF 92 1 SAFE X SI 93 1-1 ② F8 1-2		C SI 89 B SL 86 C SI 91 B FF 89 X SL 87 2-2 ① F8		F SL 85 D SI 89 F CH 84 S CU 76 1-3 ② K		1 SAFE 1 SAFE 1 SAFE 1 SAFE S SL 82 B SL 83 B SL 83 C FF 90 X SL 83 2-2 ② FC3-6 28 2B 1-2f	5	1	0	0	0	1	3
28 Jayson Werth, R (1, 9) OBP: 0.369, SLG: 0.448	C CU 80 B FF 91 B FF 92 C SI 93 B SI 93 S CU 81 3-3 ③ K		B CU 80 B FF 90 C CU 80 C SI 93 S CU 81 2-3 ③ K		C SI 92 B SI 92 X SL 88 1-1 ② G4-3		X CU 75 0-0 1-3 1B		B CU 75 B SL 83 B SL 83 C SL 83 X SI 90 3-1 1-H 2B	5	0	2	1	0	2	1
25 Adam LaRoche, L (1, 3) OBP: 0.383, SLG: 0.450		B CU 78 C CU 78 C FF 92 B SI 92 F SI 92 X FF 92 2-2 34 1B 20 1B 1B	C CU 78 B SI 92 B CU 80 B SL 87 B CU 77 4-1 11 HR BB	C SI 92 B CU 79 X CU 80 1-1 11 FC6-4 1B		X CU 77 0-0 ③ G4-3			3	2	2	0	1	0	2
11 Ryan Zimmerman, R (1, 5) OBP: 0.349, SLG: 0.468 8 Danny Espinosa, S (9, 4) OBP: 0.278, SLG: 0.337		C CU 79 S FF 92 D SI 93 B SI 93 C FF 93 2-3 ① K	C FF 92 X CU 80 0-1 1-H HR	B FF 94 B SI 93 F SL 87 X SI 93 2-1 ③ FC6-4 1-2f				C CU 75 X FF 90 0-1 20 WP 1B	4 0	1 0	2 0	2 0	0 0	1 0	2 0
34 Bryce Harper, L (1, 7) OBP: 0.338, SLG: 0.406		1 SAFE X SI 92 0-0 20 1B 59 L1-5 1-3 1B	F CU 80 B SI 92 B SI 92 S CU 80 S CU 80 2-3 ① K			B CU 80 B SL 88 B SI 92 B SI 92 4-0 20 G5-3 BB		C CU 78 1 SAFE B FF 94 D SL 82 S SL 80 D SL 83 S SL 82 3-3 ① K	3	0	1	0	1	2	1
20 Ian Desmond, R (1, 6) OBP: 0.293, SLG: 0.429		1 SAFE X SI 93 0-0 1-3 3-H 1B	B CU 79 X CU 79 1-0 ② F9			1 SAFE 1 SAFE C CU 78 D FF 93 1 SAFE B CU 79 X CU 80 2-1 ①② G5-3 1-2		1 SAFE C CU 77 F FF 92 S SL 82 0-3 ② K 1-2	4	0	1	1	0	1	2
59 Jose Lobaton, S (1, 2) OBP: 0.270, SLG: 0.295		B CU 80 D CU 80 C SI 93 X SI 93 2-1 ②③ L1-5 3-3	B SI 92 X SI 91 1-0 35 1B 2 WP 2B			B CU 80 C CU 80 F SL 86 B SI 92 S SL 86 2-3 ③ K		S SL 80 S SL 81 D SL 80 B FF 94 S SL 82 2-3 ③ K	4	1	1	0	0	2	3
47 Gio González, R (1, 1) OBP: 0.125, SLG: 0.250 35 Craig Stammen, R (4, 1) OBP: 0.333, SLG: 0.500 22 Drew Storen, S (7, 1) 7 Scott Hairston, R (7, PH) OBP: 0.277, SLG: 0.372 36 Tyler Clippard, R (8, 1) 29 Rafael Soriano, R (9, 1) 15 Nate McLouth, L (9, PH) OBP: 0.296, SLG: 0.254			C FF 90 B SL 87 S SL 87 S CU 80 1-3 ① K	C SL 88 B FF 93 S SL 87 X CU 80 1-2 2 WP 2-3 1B			F SL 85 F CU 75 S CU 76 0-3 ① K		C CU 73 S SL 84 B SL 84 S FS 86 1-3 ① K	1 1 0 1 0 0 1	0 0 0 0 0 0 0	0 1 0 0 0 0 0	0 0 0 0 0 0 0	0 0 0 1 0 0 0	1 0 0 0 0 0 1	0 0 0 0 0 0 0
Inning Stats	R: 0 E: 0 K: 1 S: 11 H: 0 LOB: 0 BB: 0 P: 20	R: 1 E: 0 K: 1 S: 11 H: 3 LOB: 1 BB: 0 P: 17	R: 0 E: 0 K: 2 S: 11 H: 1 LOB: 1 BB: 0 P: 17	R: 3 E: 0 K: 1 S: 14 H: 3 LOB: 1 BB: 1 P: 26	R: 0 E: 0 K: 0 S: 9 H: 1 LOB: 1 BB: 0 P: 15	R: 0 E: 0 K: 1 S: 5 H: 0 LOB: 0 BB: 1 P: 13	R: 0 E: 0 K: 2 S: 9 H: 1 LOB: 2 BB: 1 P: 14	R: 0 E: 0 K: 3 S: 11 H: 1 LOB: 1 BB: 0 P: 16	R: 1 E: 0 K: 1 S: 9 H: 2 LOB: 1 BB: 0 P: 17	1B: 9 2B: 3 3B: 0 HR: 1 SF: 0 SAC: 0 DP: 1 HBP: 0						

	AB	R	H	RBI	BB	SO	LOB
	36	5	12	4	3	12	15

PITCHER	IP	WLS	BF	H	R	ER	SO	BB	IBB	HBP	BLK	WP	HR	S	P	ERA	WHIP
49 Yovani Gallardo, R (1, 1) ERA: 3.79	6.0		26	8	4	4	6	2	0	0	0	1	1	61	108	6.00	1.667
59 Zach Duke, L (7, 1) ERA: 1.13	1.0		5	1	0	0	2	1	0	0	0	0	0	9	14	0.00	2.000
13 Will Smith, L (8, 1) ERA: 3.02	1.0		4	1	0	0	3	0	0	0	0	1	0	11	16	0.00	1.000
47 Rob Wooten, R (9, 1) ERA: 4.36	0.2	L	4	2	1	1	1	0	0	0	0	0	0	9	17	13.50	3.000

PITCHER	IP	WLS	BF	H	R	ER	SO	BB	IBB	HBP	BLK	WP	HR	S	P	ERA	WHIP

WP: 2 PB: 0 SB: 0 CS: 0 PA: 39

Washington Nationals @ Colorado Rockies

Coors Field, Denver, CO

Mon Jul 21 2014, 6:46 PM - 9:47 PM MDT

Att. 33,082 - Partly Cloudy - 91 F

livebaseballscorecards.com

TOP

Batter	1	2	3	4	5	6	7	8	9	AB	R	H	RBI	BB	SO	LOB
2 Denard Span, L (1, 8) OBP: 0.329, SLG: 0.392	C FF 90 X FF 91 0-1 6 FC6-4 1B		C SI 91 B FF 89 B SL 87 C SI 92 F SI 92 F SL 88 B CU 75 B FF 93 4-2 6 FC6-4 BB	C FF 93 B FF 92 B FF 93 B FF 93 T FF 94 C FF 94 3-3 K		X FF 88 0-0 G3	C FF 94 B FF 94 S CH 88 S FF 94 1-3 K			4	0	1	0	1	2	3
6 Anthony Rendon, R (1, 5) OBP: 0.330, SLG: 0.468	C FF 90 F SL 88 X CU 73 0-2 FC6-4 28 S 1-2f		1 SAFE 1 SAFE C SI 92 B SI 92 X SI 92 1-1 FC6-4 28 1B 1-2f	B FF 89 B SI 93 1 SAFE X SI 92 2-0 F8 1-3 3-H		C SI 88 F CU 71 F FF 91 X SL 86 0-2 G5-3		C FF 94 B FC 93 S CH 87 B FF 94 F CH 86 S FF 94 2-3 K		5	0	0	0	0	1	3
28 Jayson Werth, R (1, 9) OBP: 0.372, SLG: 0.452	B FF 90 1 SAFE C FF 92 B SL 83 C SI 92 S CU 75 2-3 K 1-2		1 SAFE C SL 86 B SL 87 X SI 92 1-1 1-2 1B	B CU 72 B SI 92 B SL 87 B SI 90 4-0 BB		C SI 91 B SL 87 X FF 90 1-1 2B		B FF 94 B CH 85 F FF 94 B FF 92 X FF 93 3-1 G5-3		4	0	2	0	1	1	1
25 Adam LaRoche, L (1, 3) OBP: 0.381, SLG: 0.443	B CH 87 B FF 93 C FF 94 B SL 87 B FF 93 4-1 BB		B CU 75 B FF 93 C FF 92 B SL 83 F FF 93 S FF 91 3-3 K	B SL 86 F FF 92 X SI 92 1-1 G3		X CU 73 0-0 G4-3		B FF 94 C CH 85 F FF 94 F CH 87 F CH 88 B SL 83 B FF 93 X CH 86 3-2 G4-3		4	0	0	0	1	1	5
11 Ryan Zimmerman, R (1, 7) OBP: 0.350, SLG: 0.464	B FF 94 X FF 93 1-0 G5-3			C CU 72 X SL 87 0-1 20 HR 1B	C SI 89 B SI 90 F SL 84 B FF 90 X SL 86 2-2 F8		B FF 96 B FC 95 B FF 95 B FC 95 4-0 20 1B 40 1B BB		C FF 92 C FF 94 B SL 87 F FF 95 S FF 93 1-3 K	4	2	1	0	1	1	2
20 Ian Desmond, R (1, 6) OBP: 0.302, SLG: 0.445		B SI 91 B SL 87 X FF 91 2-0 8 G5-4-3 1B		F SL 87 B SL 81 F SI 92 X CU 76 1-2 1-H HR	F CH 82 C SI 91 X SL 86 0-2 8 WP 40 G5-3 1B		C SL 83 B FF 92 X FC 93 1-1 40 1B 8 WP 1-2 1B		B FF 93 X SL 87 1-0 40 G3 8 3B 1B	5	3	5	2	0	0	0
40 Wilson Ramos, R (1, 2) OBP: 0.341, SLG: 0.409		C SI 92 X CU 74 0-1 F7		X SI 92 0-0 8 2B 1B	F SI 89 X SL 87 0-1 G5-3 1-2		B FF 94 X CH 86 1-0 8 G3 8 WP 1-3 2-H 1B		X FF 94 0-0 G3 1-2	5	1	2	1	0	0	3
8 Danny Espinosa, S (1, 4) OBP: 0.284, SLG: 0.352		X SI 91 0-0 G5-4-3 1-2f		X FF 91 0-0 58 SH 6 E 1-H 2B	C CU 72 B SI 91 4-1 2-3 IBB		B SL 86 X FF 95 1-0 G3 1-3 3-H		X FF 92 0-0 2-H 3B	4	1	2	2	1	0	2
58 Doug Fister, L (1, 1) OBP: 0.045, SLG: 0.045 30 Aaron Barrett, R (6, 1) 34 Bryce Harper, L (7, PH) OBP: 0.336, SLG: 0.403 13 Jerry Blevins, L (7, 1) 19 Kevin Frandsen, R (9, PH) OBP: 0.291, SLG: 0.293 48 Ross Detwiler, R (9, 1)			C FF 90 X FF 91 0-1 G3-1	X FF 92 0-0 SH 6 E 2-3	X FF 90 0-0 G3		D CH 88 C FF 95 S CH 89 S FF 94 1-3 K		F FF 93 D CU 79 X FF 93 1-1 G6-3	2 0 1 0 1 0	0 0 0 0 0 0	0 0 0 0 0 0	0 0 0 0 0 0	0 0 1 0 0 0	0 0 0 0 1 0	2 0 1 0 1 0
Inning Stats	R: 0 E: 0 K: 1 S: 10 H: 1 LOB: 2 BB: 1 P: 17	R: 0 E: 0 K: 0 S: 4 H: 1 LOB: 0 BB: 0 P: 6	R: 0 E: 0 K: 1 S: 13 H: 1 LOB: 2 BB: 1 P: 22	R: 4 E: 2 K: 1 S: 14 H: 4 LOB: 2 BB: 1 P: 25	R: 0 E: 0 K: 0 S: 10 H: 1 LOB: 2 BB: 1 P: 16	R: 0 E: 0 K: 0 S: 8 H: 1 LOB: 1 BB: 0 P: 9	R: 2 E: 0 K: 2 S: 10 H: 2 LOB: 1 BB: 1 P: 19	R: 0 E: 0 K: 1 S: 11 H: 0 LOB: 0 BB: 0 P: 19	R: 1 E: 0 K: 1 S: 9 H: 2 LOB: 1 BB: 0 P: 12	1B: 9 2B: 2 3B: 1 HR: 1 SF: 0 SAC: 1 DP: 1 HBP: 0				WP: 2 PB: 0 SB: 1 CS: 0		PA: 45

PITCHER		IP	WLS	BF	H	R	ER	SO	BB	IBB	HBP	BLK	WP	HR	S	P	ERA	WHIP
56 Franklin Morales, L ERA: 5.21	(1, 1)	6.0	L	31	9	4	3	3	3	1	0	0	1	1	59	95	4.50	2.000
54 Tommy Kahnle, R ERA: 2.8	(7, 1)	2.0		9	2	2	2	3	1	0	0	0	1	0	21	38	9.00	1.500
32 LaTroy Hawkins, R ERA: 2.65	(9, 1)	1.0		5	2	1	1	1	0	0	0	0	0	0	9	12	9.00	2.000

PITCHER	IP	WLS	BF	H	R	ER	SO	BB	IBB	HBP	BLK	WP	HR	S	P	ERA	WHIP

AB	39
R	7
H	13
RBI	5
BB	5
SO	7
LOB	23

BOTTOM

Washington Nationals @ Colorado Rockies

Coors Field, Denver, CO

Mon Jul 21 2014, 6:46 PM - 9:47 PM MDT

Att. 33,082 - Partly Cloudy - 91 F

livebaseballscorecards.com

Batter	1	2	3	4	5	6	7	8	9	AB	R	H	RBI	BB	SO	LOB
19 Charlie Blackmon, L (1, 8) OBP: 0.348, SLG: 0.475	C SI 85 B SI 86 X CH 81 1-1 6 F9 2B		C SI 85 X FF 86 0-1 ① F9		B CH 77 F SI 87 X CU 71 1-1 ③ F8		C SI 92 X SL 86 0-1 ① G1-3		S FF 94 B FF 94 X SI 94 1-1 ③ G3	5	0	1	0	0	0	1
14 Josh Rutledge, R (1, 6) OBP: 0.349, SLG: 0.449	L SI 86 F SI 87 S FC 88 0-3 ① K		C SI 86 B FC 85 B SI 87 B SI 87 X SI 87 3-1 ② G5-3			B CH 78 F FC 82 F CH 78 X SI 87 1-2 6 FC4-6 1B	C SI 91 X CH 85 0-1 ② G5-3			4	0	1	0	0	1	1
6 Corey Dickerson, L (1, 7) OBP: 0.396, SLG: 0.568	B FC 82 X CH 79 1-0 ② F9 2-3		B FC 84 F SI 88 C CU 72 S CH 80 1-3 ③ K			B CH 77 F FC 83 1 SAFE X CH 77 1-1 ① FC4-6 5 1B 28 1B 1-2f	B SL 88 C SL 86 S CU 75 B SI 93 B SI 93 X CU 76 3-2 1B			4	1	1	0	0	1	2
5 Carlos González, L (1, 9) OBP: 0.302, SLG: 0.442	B SI 87 S FF 89 B FC 86 S FC 85 B SI 88 S CH 79 3-3 ③ K			B FC 83 B CH 78 S CH 79 S CH 78 F CH 76 B SI 88 B CU 71 4-2 28 G5-4-3 BB		1 SAFE X FC 84 0-0 28 1B 1-3 1B	B SI 92 B CU 74 S SI 91 F SI 92 S CU 75 2-3 ③ K			3	0	1	0	1	2	2
28 Nolan Arenado, R (1, 5) OBP: 0.304, SLG: 0.443		C FF 86 X FC 85 0-1 ① G6-3		B SI 87 X SI 87 1-0 ①② G5-4-3 1-2f		C FC 83 B FF 86 1 SAFE B SI 87 S FC 82 X SI 88 2-2 ② 4 1B 1-3 3-H 1B		C SI 91 B SL 85 X SL 85 1-1 ① L8		4	1	1	1	0	0	1
4 Ben Paulsen, L (1, 3) OBP: 0.600, SLG: 0.600		C SI 87 B SI 88 B FC 85 X SI 89 2-1 9 2B 1B		C SI 86 X CH 78 0-1 ③ L9		C SI 85 F FC 83 B SI 85 X CH 77 1-2 20 1B 2-H 1B		C SL 86 X SI 90 0-1 ② L9		4	0	2	1	0	0	0
20 Wilin Rosario, R (1, 2) OBP: 0.277, SLG: 0.411		C FC 84 X SI 88 0-1 ② L8			X FC 83 0-0 ① F8	C FC 83 1 SAFE C FC 81 F FC 83 F SI 89 X SI 88 0-2 9 BB 1-3 1B		B SL 89 S CH 86 X SL 89 1-1 ③ F7		4	0	1	0	0	0	1
9 DJ LeMahieu, R (1, 4) OBP: 0.332, SLG: 0.345		B FF 88 1 SAFE F FF 88 B FC 84 X SI 89 2-1 1-3 2B			C SI 85 X FC 81 0-1 ② G6-3	B CU 71 B FC 82 B FF 89 B SI 89 4-0 1-2 BB			B FF 93 F FF 92 B FF 94 F FF 93 B FF 95 C SI 92 3-3 ① K	3	0	1	0	1	1	0
56 Franklin Morales, L (1, 1) OBP: 0.227, SLG: 0.150 1 Brandon Barnes, R (6, PH) OBP: 0.299, SLG: 0.396 54 Tommy Kahnle, R (7, 1) 32 LaTroy Hawkins, R (9, 1) 23 Charlie Culberson, R (9, PH) OBP: 0.235, SLG: 0.305		F SI 88 F FC 85 S SI 88 0-3 ③ K		C SI 86 X SI 86 0-1 1B		C SL 84 F SI 95 F SL 85 D SL 85 S SL 86 1-3 ③ K			X FF 93 0-0 ② L4	2 1 0 0 1	0 0 0 0 0	1 0 0 0 0	0 0 0 0 0	0 0 0 0 0	1 1 0 0 0	2 3 0 0 0
Inning Stats	R: 0 E: 0 K: 2 S: 9 H: 1 LOB: 1 BB: 0 P: 14	R: 0 E: 0 K: 1 S: 11 H: 2 LOB: 2 BB: 0 P: 15	R: 0 E: 0 K: 1 S: 7 H: 0 LOB: 0 BB: 0 P: 11	R: 0 E: 0 K: 0 S: 6 H: 0 LOB: 0 BB: 1 P: 11	R: 0 E: 0 K: 0 S: 7 H: 1 LOB: 1 BB: 0 P: 8	R: 2 E: 0 K: 1 S: 21 H: 5 LOB: 3 BB: 1 P: 31	R: 0 E: 0 K: 1 S: 10 H: 1 LOB: 1 BB: 0 P: 15	R: 0 E: 0 K: 0 S: 6 H: 0 LOB: 0 BB: 0 P: 8	R: 0 E: 0 K: 1 S: 6 H: 0 LOB: 0 BB: 0 P: 10	1B: 8 2B: 2 3B: 0 HR: 0 SF: 0 SAC: 0 DP: 1 HBP: 0						

	AB	35
	R	2
	H	10
	RBI	2
	BB	2
	SO	7
	LOB	13

WP: 0 PB: 0 SB: 0 CS: 0 PA: 37

PITCHER		IP	WLS	BF	H	R	ER	SO	BB	IBB	HBP	BLK	WP	HR	S	P	ERA	WHIP
58 Doug Fister, R ERA: 2.92	(1, 1)	5.2	W	26	9	2	2	4	2	0	0	0	0	0	57	85	3.18	1.941
30 Aaron Barrett, R ERA: 2.61	(6, 1)	0.1	H	1	0	0	0	1	0	0	0	0	0	0	4	5	0.00	0.000
13 Jerry Blevins, L ERA: 4.84	(7, 1)	2.0		7	1	0	0	1	0	0	0	0	0	0	16	23	0.00	0.500
48 Ross Detwiler, L ERA: 3.61	(9, 1)	1.0		3	0	0	0	1	0	0	0	0	0	0	6	10	0.00	0.000

PITCHER	IP	WLS	BF	H	R	ER	SO	BB	IBB	HBP	BLK	WP	HR	S	P	ERA	WHIP

Batter	1	2	3	4	5	6	7	8	9	AB	R	H	RBI	BB	SO	LOB
2 Denard Span, L (1, 8) OBP: 0.328, SLG: 0.388	C SI 90 X SI 93 0-1 ① G5-3		C SI 93 C SI 87 X SI 92 0-2 ③ G3		X SI 91 0-0 ③ G4-3		B SI 95 B SI 94 B SI 93 B SI 92 4-0 6 1B 25 HR BB	B CU 75 C FF 92 C SL 87 F SL 87 X FF 91 1-2 ③ G5-3		4	1	0	0	1	0	0
6 Anthony Rendon, R (1, 4) (6, 5) OBP: 0.333, SLG: 0.473	B SI 92 C SI 92 X SL 84 1-1 ② G5-3			B SL 85 C SI 89 C SI 90 B SL 85 F SI 90 F SI 91 B CH 86 X SI 91 3-2 25 G4-3 28 G3-1 1B		C SI 90 X CH 84 0-1 25 1B 11 FC6-4 2B	1 SAFE B SL 88 1 SAFE C SI 94 D SI 93 X SI 94 2-1 1-2 25 HR 1B		X FF 92 0-0 ① F9	5	2	3	0	0	0	0
28 Jayson Werth, R (1, 9) OBP: 0.370, SLG: 0.451	B SI 93 C SI 93 C CH 85 X SL 86 1-2 ③ P4			C SI 91 B SI 90 X SL 81 1-1 ① G3-1 1-2		B SI 90 B CH 82 X SI 90 2-0 ① L8	B SI 94 B CH 85 C SI 94 C SL 86 B SI 95 2 SAFE F SI 93 F SI 95 S SI 94 3-3 ① K		F FF 92 B FF 92 B FC 90 X SI 93 2-1 25 G3-1 2B	5	0	1	0	0	1	4
25 Adam LaRoche, L (1, 3) OBP: 0.381, SLG: 0.453		C SI 91 F SI 90 B SL 85 F SL 83 B SI 92 F CH 86 B SI 88 F SI 92 F SL 87 3-2 ① X SI 93 G3-1		C SI 90 B SI 90 X SL 82 1-1 ② G4-3 2-3		C SL 82 S SI 90 D SL 83 X SL 82 1-2 11 FC6-4 2-3 1B	B FF 93 B FF 93 X FF 93 2-0 1-H 2-H HR		C SI 94 D FS 88 B FF 94 X FS 87 2-1 ② G3-1 2-3	5	1	2	3	0	0	2
11 Ryan Zimmerman, R (1, 5) OBP: 0.345, SLG: 0.456 8 Danny Espinosa, S (6, PR) OBP: 0.282, SLG: 0.349 (6, 4)		B SI 92 B SI 92 X SL 86 2-0 ② G6-3		C SI 91 B SI 90 X CH 86 1-1 ③ L9		B SI 93 T FF 94 S SL 87 X SL 86 1-2 ② FC6-4 34 1B 40 1B 1-2f 3-H	F FF 94 B CH 87 S FF 93 B SL 88 B FF 94 X FF 93 3-2 ② G1-4-3		C CU 79 D FF 95 B FS 88 S SI 94 D FS 89 X SI 94 3-2 ③ L4	3 2	0 1	0 0	1 0	0 0	0 0	2 1
34 Bryce Harper, L (1, 7) OBP: 0.353, SLG: 0.412		B SI 93 B SL 85 S SL 87 B SL 86 B SI 91 4-1 20 1B BB			B SL 84 C SI 90 B SI 90 B CH 86 B SI 90 4-1 20 2B 40 G6-3 BB	B FF 94 B FF 95 1 SAFE X SI 93 2-0 40 1B 20 HBP 1-3 1B	F FF 92 X FF 94 0-1 20 BLK 1B			2	1	2	0	2	0	0
20 Ian Desmond, R (1, 6) OBP: 0.306, SLG: 0.449		B SI 92 C SI 90 X SI 89 1-1 ③ 1-3 1B			D SI 90 1 SAFE C SI 88 F SI 89 B SI 89 X SL 82 2-2 40 G6-3 27 SF8 1-3 2B	S FF 95 F FF 96 H FF 94 1-2 40 1B 1-2 HBP	B SL 87 C CH 86 B FF 92 B CH 86 F FF 94 F FF 94 F FF 93 S SL 88 3-3 ③ K2-3 1-2			3	1	2	0	0	1	1
40 Wilson Ramos, R (1, 2) OBP: 0.339, SLG: 0.405			S SI 91 F CH 86 X SL 82 0-2 ① G5-3		C SI 91 F CH 86 X CH 86 0-2 ① G6-3 2-3 3-H	X SL 88 0-0 1-2 2-3 3-H 1B		C FF 91 B FF 92 S FF 91 F FF 93 B SL 88 X FF 92 2-2 ① G4-3		4	0	1	2	0	0	1
27 Jordan Zimmermann, R (1, 1) OBP: 0.188, SLG: 0.194 15 Nate McLouth, L (6, PH) OBP: 0.294, SLG: 0.252 35 Craig Stammen, R (6, 1) OBP: 0.333, SLG: 0.500 22 Drew Storen, S (7, 1) 7 Scott Hairston, R (8, PH) OBP: 0.271, SLG: 0.364 36 Tyler Clippard, R (8, 1) 29 Rafael Soriano, R (9, 1)			B SI 91 C SI 91 S SL 85 F SL 85 X SI 93 1-2 ② G4-3		X SI 90 0-0 ② SF8 3-H	B FF 93 B SL 87 B FF 95 C FF 91 X FF 94 3-1 ③ G4-3		B SL 86 T FF 92 F SL 86 F FF 92 B FF 94 B FF 93 X FF 92 3-2 ② F7		1 1 0 0 1 0 0	0 0 0 0 0 0 0	0 0 0 0 0 0 0	1 0 0 0 0 0 0	0 0 0 0 0 0 0	0 0 0 0 0 0 0	0 3 0 0 0 0 0
Inning Stats	R: 0 E: 0 K: 0 S: 7 H: 0 LOB: 0 BB: 0 P: 9	R: 0 E: 0 K: 0 S: 11 H: 1 LOB: 2 BB: 1 P: 21	R: 0 E: 0 K: 0 S: 10 H: 0 LOB: 0 BB: 0 P: 11	R: 0 E: 0 K: 0 S: 11 H: 1 LOB: 1 BB: 0 P: 17	R: 2 E: 0 K: 0 S: 9 H: 1 LOB: 0 BB: 1 P: 15	R: 2 E: 0 K: 0 S: 15 H: 4 LOB: 3 BB: 0 P: 25	R: 3 E: 0 K: 2 S: 18 H: 3 LOB: 1 BB: 1 P: 35	R: 0 E: 0 K: 0 S: 12 H: 0 LOB: 0 BB: 0 P: 18	R: 0 E: 0 K: 0 S: 8 H: 1 LOB: 1 BB: 0 P: 15	1B: 7 2B: 3 3B: 0 HR: 1 SF: 1 SAC: 0 DP: 0 HBP: 1						

PITCHER		IP	WLS	BF	H	R	ER	SO	BB	IBB	HBP	BLK	WP	HR	S	P	ERA	WHIP
58 Yohan Flande, L ERA: 7.2	(1, 1)	5.1		22	5	4	4	0	2	0	0	0	0	0	54	82	6.75	1.312
35 Chad Bettis, R ERA: 8.61	(6, 1)	0.2	B	5	2	0	0	0	0	0	1	0	0	0	9	16	0.00	3.000
51 Brooks Brown, R ERA: 7.36	(7, 1)	0.1	L	3	1	2	2	1	1	0	0	0	0	0	7	16	54.00	6.000
49 Rex Brothers, L ERA: 4.46	(7, 1)	0.2		4	2	1	1	1	0	0	0	1	0	1	11	19	13.50	3.000
34 Matt Belisle, R ERA: 5.49	(8, 1)	1.0		3	0	0	0	0	0	0	0	0	0	0	12	18	0.00	0.000

PITCHER		IP	WLS	BF	H	R	ER	SO	BB	IBB	HBP	BLK	WP	HR	S	P	ERA	WHIP
37 Nick Masset, R ERA: 4.74	(9, 1)	1.0		4	1	0	0	0	0	0	0	0	0	0	8	15	0.00	1.000

TOP

Washington Nationals @ Colorado Rockies

Coors Field, Denver, CO

Tue Jul 22 2014, 6:45 PM - 10:19 PM MDT

Att. 36,874 - Clear - 87 F

livebaseballscorecards.com

AB	36
R	7
H	11
RBI	7
BB	3
SO	2
LOB	14

WP: 0 PB: 0 SB: 0 CS: 0 PA: 41

BOTTOM

Washington Nationals @ Colorado Rockies

Coors Field, Denver, CO

Tue Jul 22 2014, 6:45 PM - 10:19 PM MDT

Att. 36,874 - Clear - 87 F

livebaseballscorecards.com

Batter	1	2	3	4	5	6	7	8	9	AB	R	H	RBI	BB	SO	LOB
19 Charlie Blackmon, L (1, 8) OBP: 0.346, SLG: 0.471	X FF 94 0-0 6 2B 1B	X SL 90 0-0 P6 ③		F SL 88 C FF 94 F SL 90 B SL 94 F FF 94 S FF 95 1-3 K ③			C FF 93 F FF 94 F SL 84 X CH 88 0-2 G3 ①		B FF 92 F FF 92 B SI 92 F FF 93 S SI 93 2-3 K ①	5	0	1	0	0	2	3
14 Josh Rutledge, R (1, 6) OBP: 0.351, SLG: 0.463	B FF 93 1 SAFE B FF 93 X FF 94 2-0 L8 ①		C FF 94 X FF 94 0-1 28 HR 3B		X SL 86 0-0 L7 ①		C FF 94 F SL 83 X SI 94 0-2 5 1B 1B		C SL 86 F SL 87 F FC 91 F FF 92 F SL 86 B SL 86 F FC 92 B SI 92 B SL 85 2-3 3-2 X FC 81 F9 ②	5	1	2	0	0	0	2
6 Corey Dickerson, L (1, 7) OBP: 0.396, SLG: 0.581	1 SAFE 1 SAFE C FF 94 B FF 94 B FF 95 X SL 90 2-1 1-3 2B		B SL 89 F FF 94 X FF 95 1-1 L6 ①		B FF 94 X CH 86 1-0 HR		S FF 94 S FF 94 1 SAFE F FF 94 S SL 83 0-3 K ②		B SI 91 F FF 93 S SI 92 X SI 94 1-2 F7 ③	5	1	2	1	0	1	3
5 Carlos González, L (1, 9) OBP: 0.301, SLG: 0.439	B FF 95 F FF 95 B FF 95 T SL 88 B FF 94 F FF 95 S FF 95 3-3 K ②		B FF 95 B SL 89 S FF 95 F FF 96 B FF 95 F SL 89 S FF 95 3-3 K ②		F SL 87 B FF 93 S FF 93 B FF 94 C FF 93 2-3 K ②		B SL 81 F FF 93 F FF 94 X FF 94 1-2 1-3 1B			4	0	1	0	0	3	3
28 Nolan Arenado, R (1, 5) OBP: 0.303, SLG: 0.452	C SL 88 X FF 94 0-1 L8 ③		F FF 95 D SL 89 F SL 88 X FF 95 1-2 3-H HR		X SL 87 0-0 F7 ③		C FF 94 B SL 83 X SL 83 1-1 G5-3 ③			4	1	1	2	0	0	4
4 Ben Paulsen, L (1, 3) OBP: 0.556, SLG: 0.667		B FF 92 C FF 94 X CU 77 1-1 20 G4-3 9 3B 2B	B FF 95 B FF 95 F FF 96 F SL 89 X FF 94 2-2 G4-3 ③			C SI 94 F SI 94 B FF 95 X FF 94 1-2 20 FC3-6 1B		B CH 81 S CH 81 X FF 93 1-1 F9 ①		4	1	2	0	0	0	0
20 Wilin Rosario, R (1, 2) OBP: 0.272, SLG: 0.405		S SL 87 X SL 88 0-1 G4-3 ① 2-3		B FF 94 F SL 88 F SL 88 C FF 93 1-3 K ①		B FC 87 X FC 88 1-0 FC3-6 9 1B ① 1-2f		F FF 92 B CU 75 B CH 82 S CH 81 X FF 93 2-2 F9 ②		4	0	0	0	0	1	2
9 DJ LeMahieu, R (1, 4) OBP: 0.337, SLG: 0.357		S SL 89 B FF 94 B FF 94 S SL 90 F FF 94 X FF 95 2-2 3-H 3B		C SL 86 B FF 94 X FF 93 1-1 58 SH1-4 1B		L SI 92 B FF 92 1 SAFE F FC 86 X SI 93 1-2 1 G5-4-3 1B 1-2		F CH 82 B FF 93 X CH 82 1-1 G5-3 ③		4	0	3	1	0	0	0
58 Yohan Flande, L (1, 1) 35 Chad Bettis, R (6, 1) 1 Brandon Barnes, R (6, PH) OBP: 0.297, SLG: 0.393 51 Brooks Brown, L (7, 1) 49 Rex Brothers, L (7, 1) 34 Matt Belisle, R (8, 1) 37 Nick Masset, R (9, 1) 13 Drew Stubbs, R (9, PH) OBP: 0.340, SLG: 0.506		M FF 96 F FF 95 S FF 95 0-3 K ②		1 SAFE X FF 93 0-0 SH1-4 ② 1-2		S FC 89 F SI 94 F FC 87 X FC 87 0-2 G5-4-3 ②③ 1-2f			S FF 90 B FF 92 F SL 85 B FF 91 X SL 86 2-2 14 DI 2B	1 0 1 0 0 0 0 1	0 0 0 0 0 0 0 0	0 0 0 0 0 0 0 1	0 0 0 0 0 0 0 0	0 0 0 0 0 0 0 0	1 0 0 0 0 0 0 0	1 0 2 0 0 0 0 0
Inning Stats	R: 0 E: 0 K: 1 S: 10 H: 2 LOB: 2 BB: 0 P: 17	R: 1 E: 0 K: 1 S: 12 H: 2 LOB: 1 BB: 0 P: 15	R: 2 E: 0 K: 1 S: 14 H: 2 LOB: 0 BB: 0 P: 21	R: 0 E: 0 K: 2 S: 11 H: 1 LOB: 1 BB: 0 P: 14	R: 1 E: 0 K: 1 S: 6 H: 1 LOB: 0 BB: 0 P: 9	R: 0 E: 0 K: 0 S: 11 H: 2 LOB: 1 BB: 0 P: 14	R: 0 E: 0 K: 1 S: 16 H: 2 LOB: 2 BB: 0 P: 18	R: 0 E: 0 K: 0 S: 7 H: 0 LOB: 0 BB: 0 P: 11	R: 0 E: 0 K: 1 S: 16 H: 1 LOB: 1 BB: 0 P: 24	1B: 6 2B: 3 3B: 2 HR: 2 SF: 0 SAC: 1 DP: 1 HBP: 0						

	AB	38
	R	4
	H	13
	RBI	4
	BB	0
	SO	8
	LOB	20

WP: 0 PA: 39
PB: 0
SB: 0
CS: 0

PITCHER		IP	WLS	BF	H	R	ER	SO	BB	IBB	HBP	BLK	WP	HR	S	P	ERA	WHIP
27 Jordan Zimmermann, R ERA: 3.2	(1, 1)	5.0		23	8	4	4	6	0	0	0	0	0	2	53	76	7.20	1.600
35 Craig Stammen, R ERA: 3.44	(6, 1)	1.0	W	4	2	0	0	0	0	0	0	0	0	0	11	14	0.00	2.000
22 Drew Storen, R ERA: 1.09	(7, 1)	1.0	H	5	2	0	0	1	0	0	0	0	0	0	16	18	0.00	2.000
36 Tyler Clippard, R ERA: 1.93	(8, 1)	1.0	H	3	0	0	0	0	0	0	0	0	0	0	7	11	0.00	0.000
29 Rafael Soriano, R ERA: 1.15	(9, 1)	1.0	S	4	1	0	0	1	0	0	0	0	0	0	16	24	0.00	1.000

PITCHER	IP	WLS	BF	H	R	ER	SO	BB	IBB	HBP	BLK	WP	HR	S	P	ERA	WHIP

Batter	1	2	3	4	5	6	7	8	9	AB	R	H	RBI	BB	SO	LOB
2 Denard Span, L (1, 8) OBP: 0.333, SLG: 0.393	C FF 91 X FF 93 0-1 7 FC5 7 E 1B		L FF 93 C FC 85 X FC 84 0-2 7 S 1B		X FC 87 0-0 E7 3-H 1B		X FF 92 0-0 FC1-5 1-2 2-3f ①		B FF 91 C FF 92 X FF 93 1-1 28 1B 6 1B 1-2 1B	5	2	4	1	0	0	2
7 Scott Hairston, R (1, 7) OBP: 0.255, SLG: 0.340 28 Jayson Werth, R (7, PH) OBP: 0.371, SLG: 0.451 (7, 9)	B FF 92 1 SAFE B FS 84 C FS 83 B FC 89 X FS 83 3-1 FC5 1-H		1 SAFE C FS 82 F FC 88 D FC 87 F FF 93 S FC 88 1-3 K 1-2 ②		C FS 83 D FC 89 D FC 88 X FS 83 2-1 G6-3 ③		C FS 82 B FS 83 D FC 88 F FS 82 S FC 89 2-3 K ②		B FF 93 C FF 93 X FF 93 1-1 25 E 6 1B 1-3 2-H 1B	3 2	0 0	0 1	0 1	0 0	1 1	2 2
6 Anthony Rendon, R (1, 5) OBP: 0.332, SLG: 0.469	B FC 89 B FS 83 C FS 82 X FC 88 2-1 G6-3 ①		B FS 83 X FF 93 1-0 G6-3 ③			C FF 91 B FS 82 B FS 81 B FS 81 X FF 92 3-1 L8 ①	C FS 82 F FC 88 X FF 94 0-2 G6-3 ③		C FF 92 F SL 88 F SL 87 X FF 94 0-2 25 E 1-2 3-H 1B	5	0	1	1	0	0	4
25 Adam LaRoche, L (1, 3) OBP: 0.378, SLG: 0.449	B FC 88 B FC 87 S FC 87 B FF 93 S FF 94 S FC 86 3-3 K ②			B FC 82 F FC 84 B FF 92 S FS 83 F FF 93 S FF 93 2-3 K ①		X FC 85 0-0 20 1B 1B		B FF 90 S FS 82 B FF 91 S FS 82 B FS 82 F FS 83 X FC 83 3-2 G3 ①	C FF 93 X FF 94 0-1 E6 1-2 2-3	5	0	1	0	0	2	3
20 Ian Desmond, R (1, 6) OBP: 0.305, SLG: 0.446	C FF 92 F FC 89 S FC 88 0-3 K ③			X FC 87 0-0 B1-3 ②		C FS 82 B FF 91 B FC 87 X FS 84 2-1 8 FC6-4 1-3 1B		C S S 0-3 K ②	C FF 93 D SL 89 F FF 93 B FF 94 F FF 95 F FF 93 S SL 89 2-3 K ③	5	0	1	0	0	3	4
34 Bryce Harper, L (1, 9) OBP: 0.344, SLG: 0.400 (7, 7)		C FF 92 C FC 85 B FC 85 S FC 86 1-3 K ①		C FC 88 B FF 92 S FS 84 S FF 93 1-3 K ③		D FF 91 F FS 83 C FF 93 T FS 84 1-2 K ②		S C X FF 93 0-2 G4-3 ③		4	0	0	0	0	3	2
8 Danny Espinosa, S (1, 4) OBP: 0.281, SLG: 0.351		F FS 82 X FF 90 0-1 F7 ②			X FC 84 0-0 37 S 2 E 2B	X FS 83 0-0 FC6-4 1-2f ③			B CH 80 F FF 90 S CU 75 S CU 78 1-3 K ①	4	1	1	0	0	1	2
59 Jose Lobaton, S (1, 2) OBP: 0.270, SLG: 0.293		B FF 92 C FS 82 C FF 92 B FC 85 B FS 82 S FS 82 3-3 K ③			B FS 82 X FS 82 1-0 G6-3 ①		C FF 91 S FS 82 B FF 92 B FC 86 F FS 83 X FF 92 2-2 2 FC1-5 19 1B 1B		C FF 91 S CU 77 B FF 92 X CU 79 1-2 F7 ②	4	0	1	0	0	1	1
37 Stephen Strasburg, R (1, 1) OBP: 0.217, SLG: 0.125 48 Ross Detwiler, R (6, 1) 19 Kevin Frandsen, R (7, PH) OBP: 0.286, SLG: 0.286 30 Aaron Barrett, R (7, 1) 13 Jerry Blevins, L (8, 1) 4 Zach Walters, S (9, PH) OBP: 0.270, SLG: 0.471			C FF 90 B FF 92 F FF 92 B CU 73 T CU 74 2-2 K ①		F FF 93 B FC 87 C FS 82 D FC 87 S FS 84 2-3 K ②		S FS 82 X FF 92 0-1 2 FC1-5 1-2 1B		X FF 92 0-0 2 1B 28 1B 1B	2 0 1 0 0 1	0 0 0 0 0 1	0 0 1 0 0 1	0 0 0 0 0 0	0 0 0 0 0 0	2 0 0 0 0 0	1 0 0 0 0 0
Inning Stats	R: 1 E: 1 K: 2 S: 12 H: 1 LOB: 1 BB: 0 P: 20	R: 0 E: 0 K: 2 S: 8 H: 0 LOB: 0 BB: 0 P: 12	R: 0 E: 0 K: 2 S: 11 H: 1 LOB: 1 BB: 0 P: 15	R: 0 E: 0 K: 2 S: 8 H: 0 LOB: 0 BB: 0 P: 11	R: 1 E: 1 K: 1 S: 8 H: 2 LOB: 1 BB: 0 P: 13	R: 0 E: 0 K: 1 S: 9 H: 2 LOB: 2 BB: 0 P: 15	R: 0 E: 0 K: 1 S: 13 H: 2 LOB: 2 BB: 0 P: 17	R: 0 E: 0 K: 1 S: 10 H: 0 LOB: 0 BB: 0 P: 13	R: 2 E: 1 K: 2 S: 22 H: 4 LOB: 3 BB: 0 P: 28	1B: 11 2B: 1 3B: 0 HR: 0 SF: 0 SAC: 0 DP: 0 HBP: 0						

TOP

Washington Nationals @ Colorado Rockies

Coors Field, Denver, CO

Wed Jul 23 2014, 1:17 PM - 4:32 PM MDT

Att. 30,728 - Partly Cloudy - 81 F

livebaseballscorecards.com

AB	41
R	4
H	12
RBI	3
BB	0
SO	14
LOB	23

WP: 0 PA: 41
PB: 0
SB: 2
CS: 0

PITCHER		IP	WLS	BF	H	R	ER	SO	BB	IBB	HBP	BLK	WP	HR	S	P	ERA	WHIP
29 Jorge De La Rosa, L ERA: 4.19	(1, 1)	7.1	W	31	8	2	1	11	0	0	0	0	0	0	73	110	1.23	1.091
0 Adam Ottavino, R ERA: 4.2	(8, 1)	0.2		2	0	0	0	1	0	0	0	0	0	0	6	6	0.00	0.000
32 LaTroy Hawkins, R ERA: 3.09	(9, 1)	1.0		8	4	2	2	2	0	0	0	0	0	0	22	28	18.00	4.000

PITCHER		IP	WLS	BF	H	R	ER	SO	BB	IBB	HBP	BLK	WP	HR	S	P	ERA	WHIP

Batter	1	2	3	4	5	6	7	8	9	AB	R	H	RBI	BB	SO	LOB
19 Charlie Blackmon, L (1, 9) OBP: 0.347, SLG: 0.470	B SI 94 B SI 94 X CH 87 2-0 ① G3-1	C SI 95 X FF 95 0-1 1B	X CH 88 0-0 ③ G3	X FF 94 0-0 14 G6-4-3 1B 1-2 2-H	B SL 86 X SI 91 1-0 ② P4	5	0	2	1	0	0	1
14 Josh Rutledge, R (1, 6) OBP: 0.353, SLG: 0.477	C FF 95 S FF 95 B FF 95 X CU 80 1-2 6 2B 2B	T FF 95 1 SAFE F CH 88 F FF 95 1 SAFE F FF 95 1 SAFE T FF 95 0-2 ② K	F FF 95 B FF 96 S CU 81 F FF 96 X CH 90 1-2 6 2B 2B	C SI 93 X SI 93 0-1 ②③ G6-4-3 1-2f	F CH 83 F SI 89 F SI 91 B CH 82 F SL 88 C CU 75 1-3 ③ K	5	1	2	0	0	2	3
6 Corey Dickerson, L (1, 7) OBP: 0.402, SLG: 0.591	C FF 95 F FF 94 F FF 95 X CU 80 0-2 4 1B 2B 2-H	C FF 95 X FF 95 0-1 ③ G6-3	C FF 95 B FF 94 X CH 88 1-1 2B 2-3	B FF 92 B SI 92 B SI 92 B SI 92 4-0 28 2B BB	3	2	2	1	1	0	1
28 Nolan Arenado, R (1, 5) OBP: 0.306, SLG: 0.455	B FF 94 D CH 88 B CH 87 F FF 94 B FF 95 4-1 4 1B 8 1B BB	B CU 80 S CH 89 F CH 87 S CH 88 1-3 ① K	S CU 81 X CU 81 0-1 ① G5-3	X FF 91 0-0 4 WP 4 E 2B 1-H	3	2	1	1	1	1	2
4 Ben Paulsen, L (1, 3) OBP: 0.538, SLG: 0.583	X SI 94 0-0 8 1B 1B 1-2 2-H	B FF 96 F FF 96 X CH 91 1-1 ② G6-3	I IN 51 I IN 51 I IN 47 I IN 48 4-0 13 G6-4-3 IBB	B FF 91 C SI 92 S SL 81 D SL 85 S SL 85 2-3 K 8 FC6-5 13 WP 2-H	3	0	1	1	1	1	0
13 Drew Stubbs, R (1, 8) OBP: 0.335, SLG: 0.498	C CH 87 C FF 95 B SI 95 F FF 95 C FF 95 1-3 ② K	S CU 80 C CH 89 B FF 96 B FF 96 B CH 89 C FF 96 3-3 ③ K	C CU 79 B FF 95 D CH 90 S FF 97 B CU 80 X FF 98 3-2 ②③ G6-4-3 1-2f	S SI 92 B SI 92 B SL 86 C FF 92 B FF 92 C SI 92 3-3 ① K 1-2	4	0	0	0	0	3	6
8 Michael McKenry, R (1, 2) OBP: 0.375, SLG: 0.466	C CU 80 X FF 95 0-1 1B 1-3 2-H	C CU 80 S CH 90 B FF 96 B SI 95 X FF 96 2-2 ① G4-3	F FF 96 B CU 80 B FF 95 B CH 90 B FF 95 4-1 29 1B 19 1B BB	B SI 91 X SI 92 1-0 ② FC6-5 2-3	3	1	1	1	1	0	1
9 DJ LeMahieu, R (1, 4) OBP: 0.336, SLG: 0.356	D CH 87 1 SAFE C FF 94 B FF 95 X CH 88 2-1 ③ P3	C CU 80 B FF 96 B CH 89 X SI 96 2-1 29 SH5-4 1B	C CU 80 D CU 81 B FF 96 F FF 96 C FF 97 2-3 ① K	F SI 92 B FF 92 B SI 91 X SI 93 2-1 ③ G5-3	4	0	1	0	0	1	4
29 Jorge De La Rosa, L (1, 1) OBP: 0.216, SLG: 0.194 0 Adam Ottavino, S (8, 1) 1 Brandon Barnes, R (8, PH) OBP: 0.296, SLG: 0.391 32 LaTroy Hawkins, R (9, 1)	C FF 93 B FF 94 S FF 94 B FF 95 X FF 95 2-2 ① L5	1 SAFE 1 SAFE L FF 94 X FF 93 0-1 ② SH5-4 1-2	1 SAFE F FF 95 B FF 95 X FF 97 1-1 19 1B 1B 1-2	S SI 90 B CH 85 S SL 88 X CH 84 1-2 ① G6-3	2 0 1 0	0 0 0 0	1 0 0 0	0 0 0 0	0 0 0 0	0 0 0 0	0 0 0 0
Inning Stats	R: 3 H: 4 E: 0 LOB: 2 K: 1 BB: 1 S: 18 P: 28	R: 0 H: 1 E: 0 LOB: 1 K: 1 BB: 0 S: 12 P: 14	R: 0 H: 0 E: 0 LOB: 0 K: 2 BB: 0 S: 8 P: 13	R: 0 H: 1 E: 0 LOB: 1 K: 0 BB: 0 S: 8 P: 12	R: 0 H: 2 E: 0 LOB: 2 K: 0 BB: 1 S: 11 P: 20	R: 1 H: 2 E: 0 LOB: 1 K: 1 BB: 1 S: 9 P: 16	R: 2 H: 1 E: 1 LOB: 1 K: 2 BB: 1 S: 10 P: 22	R: 0 H: 0 E: 0 LOB: 0 K: 1 BB: 0 S: 9 P: 12		1B: 6 SF: 0 2B: 5 SAC: 1 3B: 0 DP: 2 HR: 0 HBP: 0					WP: 2 PA: 38 PB: 0 SB: 0 CS: 0	

PITCHER		IP	WLS	BF	H	R	ER	SO	BB	IBB	HBP	BLK	WP	HR	S	P	ERA	WHIP
37 Stephen Strasburg, R ERA: 3.67	(1, 1)	5.1	L	27	9	4	4	5	2	1	0	0	0	0	63	100	6.75	2.062
48 Ross Detwiler, L ERA: 3.56	(6, 1)	0.2		2	1	0	0	0	0	0	0	0	0	0	3	3	0.00	1.500
30 Aaron Barrett, R ERA: 2.81	(7, 1)	1.0		6	1	2	1	2	1	0	0	0	2	0	10	22	9.00	2.000
13 Jerry Blevins, L ERA: 4.71	(8, 1)	1.0		3	0	0	0	1	0	0	0	0	0	0	9	12	0.00	0.000

PITCHER	IP	WLS	BF	H	R	ER	SO	BB	IBB	HBP	BLK	WP	HR	S	P	ERA	WHIP

BOTTOM

Washington Nationals @ Colorado Rockies

Coors Field, Denver, CO

Wed Jul 23 2014, 1:17 PM - 4:32 PM MDT

Att. 30,728 - Partly Cloudy - 81 F

livebaseballscorecards.com

AB	33
R	6
H	11
RBI	5
BB	4
SO	8
LOB	18

Washington Nationals @ Cincinnati Reds

Great American Ball Park, Cincinnati, OH

Fri Jul 25 2014, 7:10 PM - 10:17 PM EDT

Att. 38,812 - Partly Cloudy - 76 F

TOP

livebaseballscorecards.com

Batter	1	2	3	4	5	6	7	8	9	AB	R	H	RBI	BB	SO	LOB
2 Denard Span, L (1, 8) OBP: 0.339, SLG: 0.398	C SI 93 X FS 85 0-1 G5-3		F SI 94 C FS 88 F CU 77 F SI 94 B FS 85 X FS 87 1-2 25 S 1B	X CU 78 0-0 2-3 3-H 1B		S FF 93 X FF 93 0-1 6 BB 25 1B		C FF 98 X FF 98 0-1 6 FC5-4 1B		5	1	4	1	0	0	0
6 Anthony Rendon, R (1, 5) OBP: 0.335, SLG: 0.469	C FF 93 F SI 93 X CU 78 0-2 28 HBP 1B		1 SAFE 1 SAFE C FF 93 1 SAFE B SI 93 X FC 88 1-1 F8	X SI 94 0-0 3-H 1B		B FF 93 B FF 92 B FF 92 C FF 92 1 SAFE B SL 84 4-1 25 1B 1-2 BB		1 SAFE C FF 97 X FF 97 0-1 FC5-4 1-2f		4	0	2	1	1	0	2
28 Jayson Werth, R (1, 9) OBP: 0.371, SLG: 0.447	F FF 93 1 SAFE H SI 92 1-1 1-2 HBP		B SI 93 1 SAFE B FF 93 C FC 87 1 SAFE D FF 94 C FF 94 X FC 89 3-2 L7	1 SAFE B FF 94 F SI 94 X SI 94 1-1 L9		B FF 93 B CU 75 C FF 94 C CU 74 B FF 94 F CU 74 X FF 94 3-2 L9		B SL 85 B FF 97 B FF 97 B FF 97 4-0 BB		3	0	0	0	1	0	4
25 Adam LaRoche, L (1, 3) OBP: 0.381, SLG: 0.453	F SI 93 B SI 92 B FS 86 T SI 94 S FS 87 2-3 K		C SI 93 B CU 76 D FS 85 B FS 86 B FS 85 4-2 20 FC5-4 1-2 BB		C SI 94 X SI 93 0-1 20 G6-3 2B	X CU 75 0-0 1-2 2-H 1B		B FF 96 B FF 97 B FF 97 F FF 98 C FF 98 F FF 98 X FF 98 3-2 G4-3		4	0	2	1	1	1	4
20 Ian Desmond, R (1, 6) OBP: 0.301, SLG: 0.440	S FF 94 B CU 78 D CU 78 C FC 90 F FC 90 D CU 80 F SI 95 X SI 94 3-2 G4-3		C SI 95 X CU 78 0-1 FC5-4 1-2f		B CU 77 X SI 94 1-0 G6-3 2-3	C FF 92 X CU 75 0-1 L8			F FF 94 B CU 82 C CU 78 S FC 96 1-3 K	5	0	0	0	0	1	7
34 Bryce Harper, L (1, 7) OBP: 0.346, SLG: 0.396		F SI 94 X FS 87 0-1 G5-3	X FS 86 0-0 40 1B 4 2B 1B	B FC 89 S CU 79 D FS 86 S FC 90 D CU 78 B FC 90 4-2 BB			S KC 74 C CH 81 B KC 75 B SI 89 F CH 82 S SI 88 2-3 K		S SI 93 B CU 83 F CH 86 B SI 96 F SI 94 F FF 95 S FC 94 2-3 K	4	1	1	0	1	2	0
40 Wilson Ramos, R (1, 2) OBP: 0.341, SLG: 0.405		B FF 94 F FF 94 S FF 94 B FF 94 X FF 95 2-2 1B	B FF 92 F FF 93 C FF 93 B CU 77 X FF 93 2-2 4 2B 2 1B 1-2 1B	D FF 91 F FF 92 F CU 74 X FF 93 1-2 P3		C SI 86 S KC 74 B SI 90 F KC 75 F SI 89 F SI 89 F SI 87 B SL 82 B KC 75 3-3 S KC 74 K		S FC 95 B CU 83 C CU 80 B FF 96 X FC 95 2-2 G5-3	5	1	2	0	0	1	2
4 Zach Walters, S (1, 4) OBP: 0.268, SLG: 0.474 8 Danny Espinosa, S (9, 4) OBP: 0.281, SLG: 0.351		F SI 94 F FS 86 S FS 86 0-3 K	B FS 86 S SI 94 2 SAFE D FS 86 F SI 94 X FS 86 2-2 2 1B 6 1B 1-3 2-H 2B	F CU 74 C FF 92 B FF 92 S FF 93 1-3 K		S CH 79 B CH 82 X KC 74 1-1 G3-1			4 0	1 0	1 0	1 0	0 0	2 0	3 0
57 Tanner Roark, R (1, 1) OBP: 0.135, SLG: 0.135 7 Scott Hairston, R (8, PH) OBP: 0.250, SLG: 0.333 36 Tyler Clippard, R (8, 1) 29 Rafael Soriano, R (9, 1)		C FF 93 D FC 87 B FF 94 B FF 93 C FF 93 F FF 94 X FF 94 3-2 F8	C SI 94 S SI 95 S SI 94 0-3 K	C FF 93 C CU 74 S FF 93 0-3 K			S FF 98 B SL 89 C SL 86 X FF 98 1-2 P5		3 1 0 0	0 0 0 0	0 0 0 0	0 0 0 0	2 0 0 0	3 0 0 0	3 0 0 0
Inning Stats	R: 0 E: 0 K: 1 S: 14 H: 1 LOB: 2 BB: 0 P: 20	R: 0 E: 0 K: 1 S: 12 H: 1 LOB: 1 BB: 0 P: 17	R: 0 E: 0 K: 0 S: 14 H: 1 LOB: 2 BB: 1 P: 23	R: 3 E: 0 K: 1 S: 14 H: 5 LOB: 1 BB: 0 P: 19	R: 0 E: 0 K: 1 S: 11 H: 1 LOB: 2 BB: 1 P: 18	R: 1 E: 0 K: 1 S: 13 H: 2 LOB: 2 BB: 1 P: 20	R: 0 E: 0 K: 2 S: 13 H: 0 LOB: 0 BB: 0 P: 19	R: 0 E: 1 K: 0 S: 11 H: 1 LOB: 2 BB: 1 P: 19	R: 0 E: 0 K: 2 S: 11 H: 0 LOB: 0 BB: 0 P: 16	1B: 10 2B: 2 3B: 0 HR: 0 SF: 0 SAC: 0 DP: 0 HBP: 1						

AB	38
R	4
H	12
RBI	4
BB	4
SO	9
LOB	25

WP: 0 PB: 0 SB: 1 CS: 0 PA: 43

PITCHER		IP	WLS	BF	H	R	ER	SO	BB	IBB	HBP	BLK	WP	HR	S	P	ERA	WHIP
31 Alfredo Simon, R ERA: 2.86	(1, 1)	4.1	L	24	9	3	3	3	2	0	1	0	0	0	59	89	6.23	2.538
60 J.J. Hoover, R ERA: 5.36	(5, 1)	1.2		8	2	1	1	2	1	0	0	0	0	0	19	28	5.40	1.800
63 Sam LeCure, R ERA: 3.41	(7, 1)	1.0		3	0	0	0	2	0	0	0	0	0	0	13	19	0.00	0.000
46 Curtis Partch, R ERA:	(8, 1)	1.0		5	1	0	0	0	1	0	0	0	0	0	11	19	0.00	2.000
53 Carlos Contreras, R ERA: 1.93	(9, 1)	1.0		3	0	0	0	2	0	0	0	0	0	0	11	16	0.00	0.000

PITCHER	IP	WLS	BF	H	R	ER	SO	BB	IBB	HBP	BLK	WP	HR	S	P	ERA	WHIP

Batter	1	2	3	4	5	6	7	8	9	AB	R	H	RBI	BB	SO	LOB
6 Billy Hamilton, S (1, 8) OBP: 0.312, SLG: 0.419	B FF 91 C SI 91 F CH 83 X FF 92 1-2 ① G3			B SI 91 B FF 91 F SI 92 C SI 91 B SI 92 X SI 92 3-2 21 G6-3 21 S 48 1B 1B		L CH 82 X SI 92 0-1 ② L7		X FF 90 0-0 ② B5-3		4	1	1	0	0	0	0
25 Skip Schumaker, L (1, 4) OBP: 0.294, SLG: 0.323	B SI 92 X FF 92 1-0 ② L8			1 SAFE B SI 93 1 SAFE B FF 91 C SI 92 C CH 82 1 SAFE X FF 92 2-2 ① P2		B SI 91 C CH 82 F CH 81 B SL 85 B SI 92 B SI 91 4-2 BB		B CU 75 X CH 79 1-0 ③ L8		3	0	0	0	1	0	1
21 Todd Frazier, R (1, 5) OBP: 0.341, SLG: 0.483	B SL 84 C SL 83 B SI 92 X SL 82 2-1 ③ G6-3			1 SAFE C SI 93 F SL 84 X SI 93 0-2 ② G6-3 1-3		B SI 92 F SI 91 F SI 92 B SL 85 S SL 84 2-3 ③ K			C SL 83 B FC 91 F SL 84 F FF 91 S SL 85 1-3 ① K	4	0	0	0	0	2	2
48 Ryan Ludwick, R (1, 7) OBP: 0.323, SLG: 0.393		B SI 92 C SI 93 S SL 84 B SI 93 S SL 84 2-3 ① K		X SI 92 0-0 3-H 1B			F SL 82 C SI 92 B SL 83 B CH 83 S SL 84 2-3 ① K		B SL 84 F FF 90 B FF 91 F SL 84 F FC 91 B SL 86 B FC 89 4-2 39 2B BB	3	0	1	1	1	2	0
32 Jay Bruce, L (1, 9) OBP: 0.300, SLG: 0.389		B FF 93 C CU 75 C FF 92 B CH 84 C SI 94 2-3 ② K		B CH 83 X SI 92 1-0 ③ F7			B CU 72 F CH 82 X FF 93 1-1 ② L3		B FF 90 F SL 84 B FF 91 S SI 91 B FF 90 S SL 86 3-3 ② K	4	0	0	0	0	2	2
39 Devin Mesoraco, R (1, 2) OBP: 0.361, SLG: 0.573		B SL 86 S SL 83 C SI 93 B SL 85 X SI 93 2-2 ③ F7			F SI 91 S SL 83 B SL 84 S CH 82 1-3 ① K		B SI 90 H SI 92 2-0 29 1B HBP		C SL 85 S FC 90 F FC 91 B SL 86 X SL 84 1-2 1-3 2B	3	0	1	0	0	1	0
29 Brayan Peña, S (1, 3) OBP: 0.282, SLG: 0.386			B SI 90 X CH 81 1-0 ① G4-3		F CU 73 B CH 83 F SI 93 F CH 83 X FF 92 1-2 ② L4		X FF 92 0-0 2 FC5-4 1-2 1B		B SL 86 X SI 91 1-0 ③ P4	4	0	1	0	0	0	2
2 Zack Cozart, R (1, 6) OBP: 0.276, SLG: 0.293			B FF 92 B FF 91 F SI 90 B SI 92 X SI 91 3-1 ② P5		B FF 93 S SL 84 C SI 92 S SI 94 1-3 ③ K		X SL 83 0-0 ③ FC5-4 1-2f			3	0	0	0	0	1	2
31 Alfredo Simon, R (1, 1) OBP: 0.154, SLG: 0.158 60 J.J. Hoover, R (5, 1) 17 Kristopher Negrón, R (6, PH) OBP: 0.273, SLG: 0.800 63 Sam LeCure, R (7, 1) 46 Curtis Partch, R (8, 1) 28 Chris Heisey, R (8, PH) OBP: 0.286, SLG: 0.376 53 Carlos Contreras, R (9, 1)			C SI 92 B SL 85 B SL 85 F SI 93 X SI 92 2-2 ③ G5-3			B FF 91 X FF 91 1-0 ① F8		L FF 90 F FF 91 B FS 81 S CH 79 1-3 ① K		1 0 1 0 0 0 1 0	0 0 0 0 0 0 0 0	0 0 0 0 0 0 0 0	0 0 0 0 0 0 1 0	0 0 0 0 0 0 0 0	0 0 0 0 0 0 0 0	0 0 0 0 0 0 0 0
Inning Stats	R: 0 E: 0 K: 0 S: 6 H: 0 LOB: 0 BB: 0 P: 10	R: 0 E: 0 K: 2 S: 9 H: 0 LOB: 0 BB: 0 P: 15	R: 0 E: 0 K: 0 S: 6 H: 0 LOB: 0 BB: 0 P: 12	R: 1 E: 0 K: 0 S: 11 H: 2 LOB: 1 BB: 0 P: 17	R: 0 E: 0 K: 2 S: 10 H: 0 LOB: 0 BB: 0 P: 13	R: 0 E: 0 K: 1 S: 8 H: 0 LOB: 1 BB: 0 P: 15	R: 0 E: 0 K: 1 S: 7 H: 1 LOB: 2 BB: 0 P: 12	R: 0 E: 0 K: 1 S: 5 H: 0 LOB: 0 BB: 0 P: 7	R: 0 E: 0 K: 2 S: 15 H: 1 LOB: 2 BB: 1 P: 25	1B: 3 2B: 1 3B: 0 HR: 0 SF: 0 SAC: 0 DP: 0 HBP: 1						

BOTTOM

Washington Nationals @ Cincinnati Reds

Great American Ball Park, Cincinnati, OH

Fri Jul 25 2014, 7:10 PM - 10:17 PM EDT

Att. 38,812 - Partly Cloudy - 76 F

livebaseballscorecards.com

AB	31
R	1
H	4
RBI	1
BB	2
SO	9
LOB	9

PITCHER		IP	WLS	BF	H	R	ER	SO	BB	IBB	HBP	BLK	WP	HR	S	P	ERA	WHIP
57 Tanner Roark, R ERA: 2.82	(1, 1)	7.0	W	26	3	1	1	6	1	0	1	0	0	0	57	94	1.29	0.571
36 Tyler Clippard, R ERA: 1.88	(8, 1)	1.0	H	3	0	0	0	1	0	0	0	0	0	0	5	7	0.00	0.000
29 Rafael Soriano, R ERA: 1.13	(9, 1)	1.0	S	5	1	0	0	2	1	0	0	0	0	0	15	25	0.00	2.000

PITCHER	IP	WLS	BF	H	R	ER	SO	BB	IBB	HBP	BLK	WP	HR	S	P	ERA	WHIP

Washington Nationals @ Cincinnati Reds

Great American Ball Park, Cincinnati, OH

Sat Jul 26 2014, 4:06 PM - 6:34 PM EDT

Att. 32,999 - Partly Cloudy - 85 F

livebaseballscorecards.com

Batter	1	2	3	4	5	6	7	8	9	AB	R	H	RBI	BB	SO	LOB
2 Denard Span, L (1, 8) OBP: 0.338, SLG: 0.397	C SI 89 B SI 91 C FF 92 X SI 92 1-2 6 FC6-4 1B	B SL 83 B CH 83 F FF 93 F FF 93 B FF 94 F FF 93 S FC 89 3-3 ② K	C FC 88 B FF 95 X FF 93 1-1 ③ G1-3	F SI 94 B FF 94 X SI 93 1-1 ② F7		4	0	1	0	0	1	1
6 Anthony Rendon, R (1, 5) OBP: 0.334, SLG: 0.466	B FF 91 X SI 92 1-0 ① FC6-4 28 BB 1-2f	B SI 93 C SL 83 C FC 86 B FF 95 S CH 84 2-3 ③ K	S FF 92 F FF 93 B FF 94 F FC 90 S FF 94 1-3 ① K	C SL 88 B SL 89 S FF 94 B FF 95 B SL 87 F FF 94 B FF 93 4-2 28 HBP BB		3	0	0	0	1	2	1
28 Jayson Werth, R (1, 9) OBP: 0.375, SLG: 0.448	B FF 91 B SI 91 B SI 92 B FF 92 4-0 1-2 BB	C SL 85 B SI 93 B FF 93 X SL 84 2-1 1B	C FF 94 B SI 95 C FF 96 F FC 88 C FF 96 1-3 ② K	H FF 94 1-0 1-2 HBP		2	0	1	0	1	1	0
25 Adam LaRoche, L (1, 3) OBP: 0.377, SLG: 0.447	B FC 88 F FC 89 X CH 82 1-1 ② L8	C FF 92 F FF 92 F FF 95 X FC 89 0-2 ① L8	F SI 96 C SI 95 B FC 86 B SI 96 S FC 91 2-3 ③ K	B FF 100 B FF 99 C FF 98 X FF 100 2-1 ③ G6-3		4	0	0	0	0	1	5
20 Ian Desmond, R (1, 6) OBP: 0.300, SLG: 0.437	S FC 90 B FC 90 X SI 94 1-1 ③ L3-1	B SI 94 B SI 94 F CH 83 B FF 94 F SL 85 F CH 84 C FC 90 3-3 ② K	F SL 85 S SI 94 B FF 95 B FF 95 F FC 86 F FF 96 C FF 96 2-3 ① K	B SL 88 S FF 98 B FF 100 F FF 101 B FF 101 B SL 87 4-2 34 CS BB		3	0	0	0	1	2	3
34 Bryce Harper, L (1, 7) OBP: 0.349, SLG: 0.390		F FC 87 B SI 90 F SI 91 F SL 82 B CH 85 B SL 84 B CH 84 4-2 40 L9-3 BB	X CH 84 0-0 ③ G1-3	B CH 85 B CH 84 F FC 91 B FF 96 B FC 91 4-1 40 1B BB		2	0	0	0	2	1	2
40 Wilson Ramos, R (1, 2) OBP: 0.344, SLG: 0.407		1 SAFE F FC 88 X SI 93 0-1 ① ② L9-3 1-1	B SL 84 X CH 84 1-0 47 SH3-4 1B	1 SAFE X SI 95 0-0 ② 1-3 1B		1 SAFE 1 FF 101 1 SAFE C FF 101 C FF 103 0-3 ① ② K 1-2		4	0	2	0	0	1	1
19 Kevin Frandsen, R (1, 4) OBP: 0.290, SLG: 0.292		C SL 83 S FC 87 X FC 86 0-2 ③ G6-3	F SI 93 F SI 93 F FC 90 S FF 95 0-3 ① K	T FC 88 S FF 96 X FF 95 0-2 ③ F9		S FF 102 F FF 102 C FF 102 0-3 ③ K		3	0	0	0	0	1	2
47 Gio González, R (1, 1) OBP: 0.120, SLG: 0.240 4 Zach Walters, S (8, PH) OBP: 0.262, SLG: 0.462 22 Drew Storen, S (8, 1)		B FC 86 B FF 92 C FC 90 F SI 91 C FC 88 2-3 ① K	L FF 91 X FC 89 0-1 ② SH3-4 1-2	X SI 93 0-0 ① F7				1 1 0	0 0 0	0 0 0	0 0 0	1 0 0	0 0 0	0 0 0
Inning Stats	R: 0 E: 0 K: 0 S: 8 H: 1 LOB: 2 BB: 1 P: 16	R: 0 E: 0 K: 0 S: 8 H: 0 LOB: 0 BB: 1 P: 12	R: 0 E: 0 K: 3 S: 10 H: 0 LOB: 0 BB: 0 P: 17	R: 0 E: 0 K: 1 S: 11 H: 1 LOB: 1 BB: 0 P: 16	R: 0 E: 0 K: 1 S: 9 H: 1 LOB: 1 BB: 0 P: 11	R: 0 E: 0 K: 3 S: 11 H: 0 LOB: 0 BB: 0 P: 15	R: 0 E: 0 K: 1 S: 10 H: 1 LOB: 1 BB: 1 P: 16	R: 0 E: 0 K: 0 S: 8 H: 0 LOB: 2 BB: 1 P: 16	R: 0 E: 0 K: 2 S: 8 H: 0 LOB: 0 BB: 1 P: 12	1B: 4 2B: 1 3B: 0 HR: 0 SF: 0 SAC: 1 DP: 1 HBP: 1						

TOP	
AB	27
R	0
H	4
RBI	0
BB	5
SO	11
LOB	15

WP: 0	PA: 34
PB: 0	
SB: 0	
CS: 1	

PITCHER		IP	WLS	BF	H	R	ER	SO	BB	IBB	HBP	BLK	WP	HR	S	P	ERA	WHIP
47 Johnny Cueto, R ERA: 2.08	(1, 1)	7.0	W	26	4	0	0	9	3	0	0	0	0	0	67	103	0.00	1.000
51 Jonathan Broxton, R ERA: 1.01	(8, 1)	0.2	H	4	0	0	0	0	1	0	1	0	0	0	6	12	0.00	1.500
54 Aroldis Chapman, L ERA: 2.3	(8, 1)	1.1	S	4	0	0	0	2	1	0	0	0	0	0	10	16	0.00	0.750

PITCHER		IP	WLS	BF	H	R	ER	SO	BB	IBB	HBP	BLK	WP	HR	S	P	ERA	WHIP

Batter	1	2	3	4	5	6	7	8	9	AB	R	H	RBI	BB	SO	LOB
6 Billy Hamilton, S (1, 8) OBP: 0.309, SLG: 0.416	B FF 91 F FF 91 F FF 92 S CU 78 1-3 ① K2-3			T CH 81 X CH 81 0-1 ① L7		F SI 92 F SI 93 X CU 78 0-2 ① FC6 7 CS 1-2f				3	0	0	0	0	1	1
7 Ramon Santiago, S (1, 5) OBP: 0.351, SLG: 0.320	B SI 92 B SI 92 B FF 92 C FF 92 C FF 93 X CH 83 3-2 ② P5			C SI 92 B CU 78 F FF 92 B FF 92 B CU 78 X SI 92 3-2 2B		1 SAFE 1 SAFE B SI 92 X CH 83 1-0 ②③ L4 1-2				3	0	1	0	0	0	1
21 Todd Frazier, R (1, 3) OBP: 0.341, SLG: 0.481	C CU 77 B FF 93 B CH 84 S FF 94 F CU 79 S CH 84 2-3 ③ K			B FF 93 C SI 92 B FF 92 X CH 84 2-1 ② F8			B CU 76 B FF 92 B CH 83 C FF 92 S FF 92 B CH 83 4-2 BB			2	0	0	0	1	1	1
32 Jay Bruce, L (1, 9) OBP: 0.300, SLG: 0.386		B FF 92 B FF 93 B SI 92 B FF 93 4-0 28 FC5-4 BB		F SI 92 F FF 93 F CU 79 F SI 93 S CU 80 0-3 ③ K			X FF 93 0-0 ① F7			2	0	0	0	1	1	2
28 Chris Heisey, R (1, 7) OBP: 0.286, SLG: 0.381		B CH 83 B SI 92 B SI 92 C FF 93 S FF 93 X CH 84 3-2 ① FC5-4 25 CS 1-2f			B SI 91 X FF 92 1-0 29 S 29 1B 2B		1 SAFE S CH 82 S CH 82 1 SAFE 1 SAFE S CH 82 0-3 ② K			3	1	1	0	0	1	2
25 Skip Schumaker, L (1, 4) OBP: 0.289, SLG: 0.317 54 Aroldis Chapman, L (8, 1)		C FF 92 1 SAFE B CU 79 F SI 93 B FF 93 C CH 84 2-3 ②③ K 1-2			X FF 92 0-0 ① F7		C FF 93 B CU 77 B CU 76 F FF 93 B FF 92 S CH 83 3-3 ③ K			3 0	0 0	0 0	0 0	0 0	2 0	3 0
29 Brayan Peña, S (1, 2) OBP: 0.283, SLG: 0.385			B SI 91 X CH 82 1-0 ① G2-3		C CH 83 F FF 92 X CU 79 0-2 2 G4-6-3 1B 2-H			B CH 86 F FF 92 X CH 87 1-1 ① G4-3		3	0	1	1	0	0	0
2 Zack Cozart, R (1, 6) OBP: 0.274, SLG: 0.290			C SI 91 S CU 78 B CU 79 S FF 93 1-3 ② K		B SI 92 C SI 92 F SI 91 F CH 83 1 SAFE X CH 84 1-2 ②③ G4-6-3 1-2f			S FF 94 B FF 95 F FF 94 B SL 83 S CH 87 2-3 ② K		3	0	0	0	0	2	1
47 Johnny Cueto, R (1, 1) OBP: 0.143, SLG: 0.125 51 Jonathan Broxton, R (8, 1) 17 Kristopher Negrón, R (8, 4) OBP: 0.250, SLG: 0.727			C SI 92 C SI 92 C SI 92 0-3 ③ K			B SI 91 F SI 91 B SI 90 C SI 92 B FF 92 X SI 92 3-2 6 FC6 1B		B FF 94 S FF 93 S FF 94 C SI 93 1-3 ③ K		2 0 1	0 0 0	1 0 0	0 0 0	0 0 0	1 0 1	0 0 0
Inning Stats	R: 0 E: 0 K: 2 S: 10 H: 0 LOB: 0 BB: 0 P: 16	R: 0 E: 0 K: 1 S: 6 H: 0 LOB: 0 BB: 1 P: 15	R: 0 E: 0 K: 2 S: 7 H: 0 LOB: 0 BB: 0 P: 9	R: 0 E: 0 K: 1 S: 12 H: 1 LOB: 1 BB: 0 P: 17	R: 1 E: 0 K: 0 S: 9 H: 2 LOB: 0 BB: 0 P: 11	R: 0 E: 0 K: 0 S: 7 H: 1 LOB: 0 BB: 0 P: 11	R: 0 E: 0 K: 2 S: 9 H: 0 LOB: 1 BB: 1 P: 16	R: 0 E: 0 K: 2 S: 8 H: 0 LOB: 0 BB: 0 P: 12		1B: 2 2B: 2 3B: 0 HR: 0 SF: 0 SAC: 0 DP: 1 HBP: 0						

PITCHER		IP	WLS	BF	H	R	ER	SO	BB	IBB	HBP	BLK	WP	HR	S	P	ERA	WHIP
47 Gio González, L ERA: 3.56	(1, 1)	7.0	L	24	4	1	1	8	2	0	0	0	0	0	60	95	1.29	0.857
22 Drew Storen, R ERA: 1.06	(8, 1)	1.0		3	0	0	0	2	0	0	0	0	0	0	8	12	0.00	0.000

PITCHER	IP	WLS	BF	H	R	ER	SO	BB	IBB	HBP	BLK	WP	HR	S	P	ERA	WHIP

BOTTOM

Washington Nationals @ Cincinnati Reds

Great American Ball Park, Cincinnati, OH

Sat Jul 26 2014, 4:06 PM - 6:34 PM EDT

Att. 32,999 - Partly Cloudy - 85 F

livebaseballscorecards.com

AB	25
R	1
H	4
RBI	1
BB	2
SO	10
LOB	11

WP: 0 PA: 27
PB: 0
SB: 1
CS: 2

Washington Nationals @ Cincinnati Reds

Great American Ball Park, Cincinnati, OH

Sun Jul 27 2014, 1:28 PM - 4:45 PM EDT

Att. 31,982 - Partly Cloudy - 74 F

livebaseballscorecards.com

Batter	1	2	3	4	5	6	7	8	9	AB	R	H	RBI	BB	SO	LOB
2 Denard Span, L (1, 8) OBP: 0.344, SLG: 0.396	C FC 92 B SI 91 S CU 78 F FF 96 S FS 81 1-3 K		B FF 91 B FF 88 B FF 90 C FC 91 F FC 91 B FF 92 4-2 6 E BB		C FF 91 B FC 92 F CU 76 B FF 92 B SL 85 F SL 83 B SI 91 4-2 28 BB 6 HBP 25 1B BB		B SI 96 F SI 95 B SL 86 C SL 87 B SI 98 B SL 86 4-2 6 L7-6-3 BB		B FF 92 1 SAFE B FF 94 B SI 92 C FF 92 C FF 93 B FF 92 4-2 6 1B 1-2 BB	1	1	0	0	4	1	0
6 Anthony Rendon, R (1, 5) OBP: 0.337, SLG: 0.465	C FC 95 C FC 90 B FS 82 B FS 83 B FF 93 B FC 96 4-2 28 FC6-5 28 S BB		1 SAFE 1 SAFE C FC 92 1 SAFE B FF 90 X SL 87 1-1 E4 1-2		B FS 84 H FC 92 2-0 28 BB 25 1B 1-2 2-3 HBP		1 SAFE C FF 95 F SI 95 1 SAFE X FF 95 0-2 ① ② L7-6-3 1-1		F FF 94 S FC 96 F FC 95 F CU 82 F FC 95 F FC 96 F CU 84 X FC 95 0-2 1-3 2-H 1B	3	1	1	1	1	0	2
28 Jayson Werth, R (1, 9) OBP: 0.373, SLG: 0.443	B FC 89 X FF 93 1-0 ② FC6-5 1-3		F FF 93 X FF 91 0-1 ③ F7		F FC 93 C FC 93 B SL 86 B CU 78 B FC 94 B FC 94 4-2 25 1B 1-2 2-3 3-H BB		B SL 87 C FF 98 S SL 86 S FF 99 1-3 ③ K		B FC 94 B FF 93 C FF 93 B FF 94 S FF 94 F FF 93 F FF 92 C FC 93 3-3 ③ K	4	0	0	1	1	2	5
25 Adam LaRoche, L (1, 3) OBP: 0.376, SLG: 0.444	B FF 92 X FF 91 1-0 ③ L8			C FF 92 F CU 79 B SL 84 S SL 86 1-3 ① K	S FF 93 X FF 92 0-1 1-2 2-H 3-H 1B			B FF 83 X CH 80 1-0 ① G6-3		4	0	1	2	0	1	1
20 Ian Desmond, R (1, 6) OBP: 0.300, SLG: 0.435		C FC 92 B FF 92 C CU 78 B FC 90 B FF 92 F FC 93 F SL 86 F FS 81 S FF 93 3-3 ① K		S FS 80 B CU 79 B FF 90 S FC 92 F FC 94 F FS 79 B FF 94 S SL 86 3-3 ② K	X CU 78 0-0 ③ F8			B CH 79 C KC 71 B SI 88 F KC 72 B SI 88 X SI 89 3-2 34 G4-6-3 1B		4	0	1	0	0	2	2
34 Bryce Harper, L (1, 7) OBP: 0.341, SLG: 0.380		C FF 92 S FS 80 B FS 83 X FS 81 1-2 ② F8		X CU 76 0-0 ③ P6		F FF 89 X FF 91 0-1 ① F7		1 SAFE C FF 88 1 SAFE P PO 80 S KC 74 B SI 88 X KC 74 2-2 ② ③ G4-6-3 1-2f		4	0	0	0	0	0	1
8 Danny Espinosa, S (1, 4) OBP: 0.281, SLG: 0.350		C CU 77 F FS 81 S SL 86 0-3 ③ K			B FF 89 S FS 80 X CU 79 1-1 6 HBP 58 SH1-3 28 BB 1B	B FF 90 S SL 78 X SL 85 1-1 ② G4-1			B SI 91 X CH 84 1-0 ① L4	4	1	1	0	0	1	0
59 Jose Lobaton, S (1, 2) OBP: 0.269, SLG: 0.292			F FF 90 F FF 90 B SI 92 S FS 80 1-3 ① K		X FC 89 0-0 ① L8	B FF 89 X FF 90 1-0 1B			C FF 94 B FF 95 S CH 86 B FF 94 C FF 94 2-3 ② K	4	0	1	0	0	2	1
58 Doug Fister, L (1, 1) OBP: 0.042, SLG: 0.042 36 Tyler Clippard, R (8, 1) 15 Nate McLouth, L (9, PH) OBP: 0.292, SLG: 0.250 30 Aaron Barrett, R (9, 1) 29 Rafael Soriano, R (9, 1)			B FF 90 C FF 92 F FF 92 B CU 77 X FS 80 2-2 ② G3-1		1 SAFE X FF 88 0-0 ② SH1-3 1-2	C SI 90 B FC 93 F FF 90 F CU 77 X FC 90 1-2 ③ P3			B SI 92 C FF 91 B CU 79 B FF 91 T FF 92 X FF 92 3-2 E4 2 PB 6 1B	2 0 1 0 0	0 0 1 0 0	0 0 0 0 0	0 0 0 0 0	0 0 0 0 0	0 0 0 0 0	1 0 0 0 0
Inning Stats	R: 0 E: 0 K: 1 S: 8 H: 0 LOB: 1 BB: 1 P: 15	R: 0 E: 0 K: 2 S: 12 H: 0 LOB: 0 BB: 0 P: 16	R: 0 E: 1 K: 1 S: 12 H: 0 LOB: 2 BB: 1 P: 20	R: 0 E: 0 K: 2 S: 9 H: 0 LOB: 0 BB: 0 P: 13	R: 3 E: 0 K: 0 S: 12 H: 2 LOB: 2 BB: 2 P: 23	R: 0 E: 0 K: 0 S: 9 H: 1 LOB: 1 BB: 0 P: 12	R: 0 E: 0 K: 1 S: 8 H: 0 LOB: 0 BB: 1 P: 13	R: 0 E: 0 K: 0 S: 8 H: 1 LOB: 0 BB: 0 P: 13	R: 1 E: 1 K: 2 S: 22 H: 1 LOB: 2 BB: 1 P: 35	1B: 5 2B: 1 3B: 0 HR: 0 SF: 0 SAC: 1 DP: 2 HBP: 1						

PITCHER	IP	WLS	BF	H	R	ER	SO	BB	IBB	HBP	BLK	WP	HR	S	P	ERA	WHIP
55 Mat Latos, R (1, 1) ERA: 3.31	6.0	L	27	3	3	3	6	4	0	1	0	0	0	62	99	4.50	1.167
70 Jumbo Díaz, R (7, 1) ERA: 3.65	1.0		3	0	0	0	1	1	0	0	0	0	0	8	13	0.00	1.000
63 Sam LeCure, R (8, 1) ERA: 3.32	1.0		3	1	0	0	0	0	0	0	0	0	0	8	13	0.00	1.000
53 Carlos Contreras, R (9, 1) ERA: 1.74	1.0		6	1	1	0	2	1	0	0	0	0	0	22	35	0.00	2.000

PITCHER	IP	WLS	BF	H	R	ER	SO	BB	IBB	HBP	BLK	WP	HR	S	P	ERA	WHIP

TOP

AB	31
R	4
H	5
RBI	4
BB	6
SO	9
LOB	13

WP: 0 PA: 39
PB: 1
SB: 1
CS: 0

Batter	1	2	3	4	5	6	7	8	9	AB	R	H	RBI	BB	SO	LOB
6 Billy Hamilton, S (1, 8) OBP: 0.306, SLG: 0.411	C FF 87 C SI 87 B FF 87 B FC 84 X SI 89 2-2 ① G4-3		F CH 80 X FC 82 0-1 ② B1-3			C CH 77 B FF 87 S CH 80 F FF 87 X SI 88 1-2 ② G6-3		F FF 92 C CH 80 F FF 91 B FS 82 F FS 82 D CH 80 S CH 81 2-3 ② K		4	0	0	0	0	1	1
25 Skip Schumaker, L (1, 4) OBP: 0.288, SLG: 0.316	C SI 87 F FC 87 C SI 88 0-3 ② K		C FF 88 C CH 80 X FC 83 0-2 ③ G6-3			C SI 86 S CH 77 B CH 79 X SI 87 1-2 21 FC5-4 1B		C FF 92 B CU 74 B FF 90 B CH 80 C FF 91 F FF 92 F FF 92 X FF 93 3-2 ③ G6-3		4	0	1	0	0	1	1
21 Todd Frazier, R (1, 5) OBP: 0.343, SLG: 0.481	B SI 89 C FF 90 X FC 86 1-1 1B			B CH 79 B SI 87 C FF 86 C SI 87 F CU 73 X CH 80 2-2 ① G5-3		D CU 69 C CH 76 B FF 87 X CH 79 2-2 ③ FC5-4 1-2f			B FF 95 B FF 95 C FF 94 X SI 95 2-1 32 1B 39 2B 1B	4	1	2	0	0	0	1
32 Jay Bruce, L (1, 9) OBP: 0.300, SLG: 0.384	C FF 88 F CH 78 1 SAFE F SI 88 X CH 77 0-2 ③ G3			X CH 78 0-0 ② F9			C CH 75 B SI 86 C FC 82 F FC 82 B FF 86 F SI 87 F CU 71 S FC 83 2-3 ① K		S SI 95 X FF 96 0-1 1-2 39 2B 1B	4	1	1	0	0	1	1
39 Devin Mesoraco, R (1, 2) OBP: 0.363, SLG: 0.576		F FF 86 F SI 86 S FC 81 0-3 ① K		C CH 80 B FC 80 B SI 88 X SI 88 2-1 ③ G6-3			C CH 78 B FC 80 B FC 78 S CH 77 F SI 88 B FC 85 X CH 80 3-2 9 FC4-6 1B		B SL 85 S FF 91 X SL 85 1-1 1-H 2-H 23 G3 2B	4	0	2	2	0	1	0
9 Jack Hannahan, L (1, 3)		C SI 89 X CH 78 0-1 ② F7			T SI 84 B FC 84 C FF 87 B FC 82 F SI 88 F FF 88 F CU 72 B FF 87 T FF 89 3-2 ① K		B SI 85 C SI 86 B SI 87 F CH 80 B FC 81 X SI 87 3-2 ② FC4-6 1-2f		F FF 91 B FF 91 F FF 92 F SI 92 S SL 87 1-3 ① K2-3	4	0	0	0	0	2	2
23 Donald Lutz, L (1, 7) OBP: 0.267, SLG: 0.296		B FF 87 C SI 89 F FC 85 B CH 80 B FC 85 F CH 79 B FF 88 4-2 BB			X SI 88 0-0 ② G3-1		S CH 78 S CH 76 F FF 88 S CU 72 0-3 ③ K		S FF 91 F FF 92 D SL 86 B FC 92 X SI 93 2-2 ② G3 2-3	3	0	0	0	1	1	2
7 Ramon Santiago, S (1, 6) OBP: 0.345, SLG: 0.313 48 Ryan Ludwick, R (8, PH) OBP: 0.322, SLG: 0.392 53 Carlos Contreras, R (9, 1) 28 Chris Heisey, R (9, PH) OBP: 0.285, SLG: 0.379		F FF 88 C FC 84 X SI 88 0-2 ③ F8			B CH 78 S CH 79 B SI 87 S CH 78 X SI 86 2-2 ③ L8			C FF 90 C FF 92 X FS 82 0-2 ① P4	B FF 92 S FF 92 B FF 92 S FF 89 X FF 92 2-2 ③ F8	2 1 0 1	0 0 0 0	0 0 0 0	0 0 0 0	0 0 0 0	0 0 0 0	1 0 0 1
55 Mat Latos, R (1, 1) 17 Kristopher Negrón, R (6, PH) OBP: 0.231, SLG: 0.667 70 Jumbo Díaz, R (7, 1) 63 Sam LeCure, R (8, 1) 29 Brayan Peña, S (8, PH) OBP: 0.286, SLG: 0.388 2 Zack Cozart, R (9, 6) OBP: 0.274, SLG: 0.290			C FF 86 X FF 88 0-1 ① G1-3			C SI 86 X CH 78 0-1 ① F9		B CH 80 F CH 80 X FF 92 1-1 1B		1 1 0 0 1 0	0 0 0 0 0 0	0 0 0 0 1 0	0 0 0 0 0 0	0 0 0 0 0 0	0 0 0 0 0 0	0 0 0 0 0 0
Inning Stats	R: 0 H: 1 E: 0 LOB: 1 K: 1 BB: 0 S: 12 P: 15	R: 0 H: 0 E: 0 LOB: 1 K: 1 BB: 1 S: 11 P: 15	R: 0 H: 0 E: 0 LOB: 0 K: 0 BB: 0 S: 7 P: 7	R: 0 H: 0 E: 0 LOB: 0 K: 0 BB: 0 S: 7 P: 11	R: 0 H: 0 E: 0 LOB: 0 K: 1 BB: 0 S: 10 P: 15	R: 0 H: 1 E: 0 LOB: 1 K: 0 BB: 0 S: 12 P: 16	R: 0 H: 1 E: 0 LOB: 1 K: 2 BB: 0 S: 17 P: 25	R: 0 H: 1 E: 0 LOB: 1 K: 1 BB: 0 S: 15 P: 21	R: 2 H: 3 E: 0 LOB: 1 K: 1 BB: 0 S: 16 P: 24	1B: 6 2B: 1 3B: 0 HR: 0	SF: 0 SAC: 0 DP: 0 HBP: 0			WP: 0 PB: 0 SB: 0 CS: 0	PA: 35		

PITCHER		IP	WLS	BF	H	R	ER	SO	BB	IBB	HBP	BLK	WP	HR	S	P	ERA	WHIP
58 Doug Fister, R ERA: 2.69	(1, 1)	7.0	W	25	3	0	0	5	1	0	0	0	0	0	76	104	0.00	0.571
36 Tyler Clippard, R ERA: 1.84	(8, 1)	1.0	H	4	1	0	0	1	0	0	0	0	0	0	15	21	0.00	1.000
30 Aaron Barrett, R ERA: 3.38	(9, 1)	0.0		2	2	2	2	0	0	0	0	0	0	0	4	6	∞	∞
29 Rafael Soriano, R ERA: 1.1	(9, 1)	1.0	S	4	1	0	0	1	0	0	0	0	0	0	12	18	0.00	1.000

PITCHER	IP	WLS	BF	H	R	ER	SO	BB	IBB	HBP	BLK	WP	HR	S	P	ERA	WHIP

BOTTOM

Washington Nationals @ Cincinnati Reds

Great American Ball Park, Cincinnati, OH

Sun Jul 27 2014, 1:28 PM - 4:45 PM EDT

Att. 31,982 - Partly Cloudy - 74 F

livebaseballscorecards.com

AB	34
R	2
H	7
RBI	2
BB	1
SO	7
LOB	10

Washington Nationals @ Miami Marlins

Marlins Park, Miami, FL

Mon Jul 28 2014, 7:12 PM - 10:28 PM EDT

Att. 20,027 - Roof Closed - 80 F

TOP

livebaseballscorecards.com

Batter	1	2	3	4	5	6	7	8	9	AB	R	H	RBI	BB	SO	LOB
2 Denard Span, L (1, 8) OBP: 0.344, SLG: 0.394	B FF 93 B FF 95 B FF 96 C FF 96 X FF 95 3-1 P6		C FF 93 X FF 94 0-1 G4-3			B FF 92 X FF 93 1-0 6 1B 28 1B 1B SL 82 B FF 92 B FF 92 B FF 92 B FF 92 4-1 BB		B SI 95 F SI 94 B SI 95 X SI 95 2-1 P4		4	1	1	0	1	0	2
6 Anthony Rendon, R (1, 5) OBP: 0.338, SLG: 0.464	C FF 96 X FF 96 0-1 25 WP 28 BB 25 SF8 1B		B FF 93 B CU 75 C FF 94 S SL 84 X FF 95 2-2 G6-3			B FF 92 B CU 74 C FF 93 F FF 93 S SL 85 F FF 94 X FF 93 2-2 25 L9 28 1B 34 E 1-2 1B F FF 94 X SI 94 0-1 ③ L9			C FF 94 F SL 85 B SL 88 B FF 94 S SL 89 2-3 K	5	2	2	0	0	1	3
28 Jayson Werth, R (1, 9) OBP: 0.376, SLG: 0.445 15 Nate McLouth, L (7, 9) OBP: 0.290, SLG: 0.248	C FF 94 S SL 85 F FF 94 B FF 93 1 SAFE F SL 86 1 SAFE B SL 86 B FF 95 4-2 F FF 95 F SL 85 1 SAFE B FF 94 25 WP 1-2 BB			B FF 94 B SL 86 F FF 94 B FF 94 C FF 95 C FF 94 3-3 K		C FF 95 D SL 86 B FF 95 C FF 95 D SL 86 X FF 94 3-2 34 E 20 BB 40 BB 1-2 2-H 1B	C FF 96 B SI 95 B FF 95 F FF 96 B CU 83 X FF 96 3-2 1B		B FF 95 B FF 95 X FF 95 2-0 F7	3 1	1 0	2 0	1 0	1 0	1 0	0 0
25 Adam LaRoche, L (1, 3) OBP: 0.373, SLG: 0.442	B FF 95 C CU 74 B CH 90 B SL 87 F FF 95 F CU 74 F FF 95 X SL 85 3-2 SF8 1-2 2-H			C FF 94 B SL 87 X FF 95 1-1 20 G5-4-3 1B		X CU 74 0-0 L9 2-3	F SI 94 B CH 89 S SI 96 X FF 96 1-2 L7		C FF 95 X FF 95 0-1 F9	4	0	1	1	0	0	2
20 Ian Desmond, R (1, 6) OBP: 0.300, SLG: 0.431	B SL 86 C FF 94 F FF 94 B SL 85 B FF 94 X FF 95 3-2 L9			X SL 86 0-0 G5-4-3 1-2f		B SL 85 F SL 84 B FF 94 1 SAFE B SL 85 F FF 93 B FF 93 4-2 40 BB 34 E 8 1B 1-2 BB	B FF 97 S CU 84 F SI 96 S CU 85 1-3 K			3	1	0	0	1	1	2
34 Bryce Harper, L (1, 7) OBP: 0.345, SLG: 0.390		C FF 92 F FF 94 F FF 94 X CU 76 0-2 F8			X CH 86 0-0 1B	X SL 81 0-0 E6 40 BB 8 1B 1-2 2-3 3-H		B SI 95 B SI 94 C SI 93 F SI 95 F SI 95 X SI 95 2-2 40 G6-3 2B		4	1	2	1	0	0	2
40 Wilson Ramos, R (1, 2) OBP: 0.342, SLG: 0.400		B FF 94 X SL 85 1-0 G5-3			X SL 83 0-0 L8	B SL 83 B FF 93 B FF 92 B FF 92 4-0 8 1B 1-2 2-3 3-H BB		C SI 96 X SI 96 0-1 G6-3 2-3		3	0	0	1	1	0	2
8 Danny Espinosa, S (1, 4) OBP: 0.280, SLG: 0.348		F FF 92 X FF 94 0-1 B3			B CU 72 1 SAFE S SL 84 B FF 94 B CH 88 1 SAFE F FF 94 F FF 93 T FF 92 3-2 K	B FF 92 X FF 93 1-0 27 SH1-3 1-3 2-H 3-H 1B		B SI 96 B SI 95 X SI 95 2-0 G6-3		4	0	1	2	0	1	2
27 Jordan Zimmermann, R (1, 1) OBP: 0.176, SLG: 0.182 4 Zach Walters, S (8, PH) OBP: 0.279, SLG: 0.462 48 Ross Detwiler, R (8, 1) 22 Drew Storen, S (8, 1) 29 Rafael Soriano, R (9, 1) 13 Jerry Blevins, L (9, 1)			C FF 93 C FF 94 B SL 86 F FF 94 X SL 86 1-2 G4-3		B FF 94 B FF 93 C FF 94 S FF 92 T FF 93 2-2 K	X FF 92 0-0 SH1-3 1-2		B FF 96 B FF 96 B SI 96 B SI 96 4-0 BB		2 0 0 0 0 0	0 0 0 0 0 0	0 0 0 0 0 0	0 1 0 0 0 0	1 0 0 0 0 0	1 0 0 0 0 0
Inning Stats	R: 1 E: 0 K: 0 S: 18 H: 1 LOB: 1 BB: 1 P: 31	R: 0 E: 0 K: 0 S: 7 H: 0 LOB: 0 BB: 0 P: 8	R: 0 E: 0 K: 0 S: 9 H: 0 LOB: 0 BB: 0 P: 12	R: 0 E: 0 K: 1 S: 6 H: 1 LOB: 0 BB: 0 P: 10	R: 0 E: 0 K: 2 S: 9 H: 1 LOB: 1 BB: 0 P: 14	R: 5 E: 1 K: 0 S: 17 H: 4 LOB: 3 BB: 3 P: 36	R: 0 E: 0 K: 1 S: 9 H: 1 LOB: 0 BB: 0 P: 14	R: 0 E: 0 K: 0 S: 9 H: 1 LOB: 2 BB: 1 P: 19	R: 0 E: 0 K: 1 S: 6 H: 0 LOB: 0 BB: 0 P: 10	1B: 8 2B: 1 3B: 0 HR: 0 SF: 1 SAC: 1 DP: 1 HBP: 0						

PITCHER		IP	WLS	BF	H	R	ER	SO	BB	IBB	HBP	BLK	WP	HR	S	P	ERA	WHIP
24 Nathan Eovaldi, R ERA: 4.37	(1, 1)	5.1		23	6	5	5	3	2	0	0	0	1	0	60	96	8.44	1.500
43 Dan Jennings, L ERA: 1.19	(6, 1)	0.1		5	1	1	0	0	2	0	0	0	0	0	4	13	0.00	9.000
41 Chris Hatcher, R ERA: 3.13	(6, 1)	0.1		1	0	0	0	0	0	0	0	0	0	0	2	2	0.00	0.000
36 Sam Dyson, R ERA: 2.13	(7, 1)	2.0		8	2	0	0	1	1	0	0	0	0	0	18	33	0.00	1.500
40 Mike Dunn, L ERA: 3.89	(9, 1)	1.0	W	3	0	0	0	1	0	0	0	0	0	0	6	10	0.00	0.000

PITCHER	IP	WLS	BF	H	R	ER	SO	BB	IBB	HBP	BLK	WP	HR	S	P	ERA	WHIP

AB	33
R	6
H	9
RBI	6
BB	5
SO	5
LOB	16

WP: 1 PA: 40
PB: 0
SB: 0
CS: 0

BOTTOM

Batter	1	2	3	4	5	6	7	8	9	AB	R	H	RBI	BB	SO	LOB
21 Christian Yelich, L (1, 7) OBP: 0.356, SLG: 0.416	C FF 93 B FF 93 F FF 93 X FF 94 1-2 G1-3 ①		C FF 95 X CU 80 0-1 G3-1 ③			C FF 94 B FF 94 B CH 87 X FF 94 2-1 L1 ③		C SI 91 C SI 93 F SL 79 B SI 93 X SI 92 1-2 G4-3 ① 1-2 2-3	B CU 73 B SI 91 S SI 91 S SI 91 S CU 75 2-3 K ②	5	0	0	0	0	1	4
1 Jordany Valdespin, L (1, 4) OBP: 0.250, SLG: 0.444 10 Jeff Baker, R (8, PH) OBP: 0.299, SLG: 0.364 (9, 4)	C FF 94 B FF 94 F SL 89 F FF 95 B SL 89 B CU 81 X FF 94 3-2 L8 ②			C FF 94 B CU 80 X FF 94 1-1 L6 ①			B FF 92 C FF 93 C CU 78 F FF 92 B SL 88 X FF 94 2-2 L8 ①	C SI 93 D SI 89 B FF 94 S SI 93 F SI 93 X SI 93 2-2 G6-3 ② 2-3 3-H	X CH 85 0-0 1B 1-2 3-H	3 2	0 0	0 1	0 2	0 0	0 1	0 1
27 Giancarlo Stanton, R (1, 9) OBP: 0.390, SLG: 0.532	C SL 88 B FF 94 B SL 89 S SL 88 B FF 94 T SL 89 3-2 K ③			C FF 94 C FF 95 X FF 95 0-2 G5-3 ②			B FF 93 B SL 88 B FF 93 C FF 93 B FF 93 4-1 46 3B BB	F SL 82 B FF 94 S SL 83 S SL 84 1-3 K ③		3	1	0	0	1	2	1
9 Casey McGehee, R (1, 5) OBP: 0.377, SLG: 0.382		C FF 94 F SL 88 X SL 88 0-2 1B		C FF 94 T FF 94 B FF 93 C FF 94 1-3 K ③			F FF 93 X FF 92 0-1 F8 ②		B SL 84 B FF 90 B FF 91 B FF 90 4-0 46 2B 13 1B BB	3	1	1	0	1	1	1
46 Garrett Jones, L (1, 3) OBP: 0.319, SLG: 0.426		F FF 94 S FF 94 B FF 94 S FF 94 1-3 K ①			B CU 79 F FF 93 B FF 94 C FF 94 F FF 94 C FF 95 2-3 K ①		X FF 93 0-0 13 1B 1-H 3B		C FF 92 X SI 91 0-1 13 1B 39 SF9 1-3 2B	4	2	2	1	0	2	1
13 Marcell Ozuna, R (1, 8) OBP: 0.320, SLG: 0.456		S SL 88 B SL 88 C FF 94 D SL 87 X FF 94 2-2 L4 ②			X SL 87 0-0 G4-3 ②		X SL 88 0-0 3-H 1B		F FF 92 X SL 86 0-1 3 WP 3 3B 2-3 3-H 1B	4	1	2	2	0	0	1
39 Jarrod Saltalamacchia, S (1, 2) OBP: 0.330, SLG: 0.409		B FF 95 B FF 94 B FF 94 C FF 94 X FF 94 3-1 L9 ③			C FF 94 C FF 94 B FF 93 B FF 94 F FF 94 X FF 94 2-2 1B ③		1 SAFE B FF 92 X FF 93 1-0 G4-3 ③		F FF 92 B SI 90 B SI 90 B SI 90 F FF 91 X SL 85 3-2 SF9 ① 3-H	3	0	1	1	0	0	2
3 Adeiny Hechavarría, R (1, 6) OBP: 0.302, SLG: 0.341			X FF 94 0-0 G1-3 ①			C FF 92 B FF 92 X FF 92 1-1 L4 ①		C FF 92 X FF 92 0-1 21 G4-3 10 G6-3 5 1B 1B	B SI 91 B SI 91 S FF 91 C FF 90 F SL 85 F FF 92 F SI 91 B SL 86 F SI 91 3-2 F SI 81 X SL 85 10 1B 1-H 3B	4	2	2	1	0	0	0
24 Nathan Eovaldi, R (1, 1) OBP: 0.071, SLG: 0.049 43 Dan Jennings, L (6, 1) 41 Chris Hatcher, R (6, 1) 23 Jake Marisnick, R (6, PH) OBP: 0.216, SLG: 0.167 36 Sam Dyson, R (7, 1) 5 Reed Johnson, R (8, PH) OBP: 0.272, SLG: 0.364 40 Mike Dunn, L (9, 1) 17 Donovan Solano, R (9, PH) OBP: 0.317, SLG: 0.326			C FF 93 S FF 94 S SL 87 0-3 K ②			B FF 92 C FF 92 S SL 86 S SL 86 1-3 K ②		X FF 92 0-0 10 G6-3 21 G4-3 1-2 1B	F SL 86 H SI 92 1-1 10 1B HBP	1 0 0 1 0 0 1 0	0 0 0 0 0 1 0 0	0 0 0 0 0 0 1 0	0 0 0 0 0 0 0 0	0 0 0 1 0 0 0 0	1 0 0 0 0 0 0 0	0 0 0 0 0 0 0 0
Inning Stats	R: 0 E: 0 K: 1 S: 10 H: 0 LOB: 0 BB: 0 P: 17	R: 0 E: 0 K: 1 S: 11 H: 1 LOB: 1 BB: 0 P: 17	R: 0 E: 0 K: 1 S: 6 H: 0 LOB: 0 BB: 0 P: 6	R: 0 E: 0 K: 1 S: 8 H: 0 LOB: 0 BB: 0 P: 10	R: 0 E: 0 K: 1 S: 9 H: 1 LOB: 1 BB: 0 P: 13	R: 0 E: 0 K: 1 S: 7 H: 0 LOB: 0 BB: 0 P: 11	R: 2 E: 0 K: 0 S: 10 H: 2 LOB: 1 BB: 1 P: 17	R: 1 E: 0 K: 1 S: 14 H: 2 LOB: 1 BB: 0 P: 18	R: 4 E: 0 K: 1 S: 20 H: 4 LOB: 2 BB: 1 P: 33	1B: 7 2B: 1 3B: 2 HR: 0	SF: 1 SAC: 0 DP: 0 HBP: 1		WP: 1 PB: 0 SB: 0 CS: 0	PA: 38		

PITCHER	IP	WLS	BF	H	R	ER	SO	BB	IBB	HBP	BLK	WP	HR	S	P	ERA	WHIP
27 Jordan Zimmermann, R (1, 1) ERA: 3.17	7.0		25	4	2	2	6	1	0	0	0	0	0	61	91	2.57	0.714
48 Ross Detwiler, L (8, 1) ERA: 3.71	0.2		4	2	1	1	0	0	0	0	0	0	0	11	14	13.50	3.000
22 Drew Storen, R (8, 1) ERA: 1.05	0.1	H	1	0	0	0	1	0	0	0	0	0	0	3	4	0.00	0.000
29 Rafael Soriano, R (9, 1) ERA: 1.96	0.1	L	6	3	4	4	0	1	0	1	0	1	0	16	27	108.00	12.000
13 Jerry Blevins, L (9, 1) ERA: 4.66	0.1		2	1	0	0	1	0	0	0	0	0	0	4	6	0.00	3.000

PITCHER	IP	WLS	BF	H	R	ER	SO	BB	IBB	HBP	BLK	WP	HR	S	P	ERA	WHIP

Washington Nationals @ Miami Marlins

Marlins Park, Miami, FL

Mon Jul 28 2014, 7:12 PM - 10:28 PM EDT

Att. 20,027 - Roof Closed - 80 F

livebaseballscorecards.com

AB	34
R	7
H	10
RBI	7
BB	2
SO	8
LOB	11

MIAMI

Washington Nationals @ Miami Marlins

Marlins Park, Miami, FL

Tue Jul 29 2014, 7:13 PM - 10:18 PM EDT

Att. 22,672 - Roof Closed - 77 F

TOP

livebaseballscorecards.com

Batter	1	2	3	4	5	6	7	8	9	AB	R	H	RBI	BB	SO	LOB
2 Denard Span, L (1, 8) OBP: 0.345, SLG: 0.393	B FF 90 F CH 89 B FF 92 B CH 88 C CH 88 B CH 86 4-2 6 G6-4-3 BB		B SI 93 C SI 92 F FF 94 F FF 95 B CH 89 C SI 95 2-3 ① K		F FF 92 F FF 94 X FF 91 0-2 ③ L9			C SI 95 B FC 91 X SI 95 1-1 ① G3	B SI 92 B SL 81 X SI 92 2-0 1-2 2-3 1B	4	0	1	0	1	1	0
6 Anthony Rendon, R (1, 5) OBP: 0.339, SLG: 0.464	B SI 92 1 SAFE C SI 92 B SI 92 X SI 93 2-1 ① ② G6-4-3 1-2f		L SL 81 B SI 91 B SL 81 S FF 95 X SI 94 2-2 ② G4-3			F CH 89 F FF 92 X FF 94 0-2 40 G4-3 2B		C FC 91 B FC 91 F SI 96 F CU 84 B SI 95 B FC 91 B FC 91 4-2 40 BB BB	C SI 94 C SL 81 S SL 82 0-3 ③ K	4	0	1	0	1	1	4
25 Adam LaRoche, L (1, 3) OBP: 0.369, SLG: 0.436	B SI 92 X FF 92 1-0 ③ G4-3		C FF 95 F SI 95 X FF 96 0-2 ③ F8			X FF 91 0-0 ① F8		S SI 94 B SI 94 X SI 95 1-1 ② L8		4	0	0	0	0	0	2
40 Wilson Ramos, R (1, 2) OBP: 0.346, SLG: 0.395 4 Zach Walters, S (8, PR) OBP: 0.279, SLG: 0.462 59 Jose Lobaton, S (8, 2) OBP: 0.269, SLG: 0.292		B CH 90 F FF 91 F CU 79 F FF 93 B CH 88 B FF 93 B FF 94 4-2 20 BB 34 1B BB	C CU 79 B FF 92 F SI 91 F FF 93 B SI 91 F EP 58 X SI 94 2-2 ① G6-3		X SI 92 0-0 ② G4-3 2-3		S FC 91 S FC 90 B FC 91 D FC 91 B SI 96 B SI 95 4-2 1-2 BB		2 0 0 0 2 0 1 0 0 0 0 0 0 0 0 0 0 0 0 0 0						
34 Bryce Harper, L (1, 7) OBP: 0.354, SLG: 0.395		B FF 94 B SI 94 B FF 94 C SI 94 X SI 95 3-1 20 BB 1-2 1B	C SI 93 X SI 90 0-1 1B		F FF 94 B SL 81 B SI 95 D SI 90 D SI 90 4-1 BB		X SL 84 0-0 ③ P6		3	0	2	0	1	0	2
20 Ian Desmond, R (1, 6) OBP: 0.301, SLG: 0.431		B SI 95 C SL 84 F FF 95 B SI 96 B SI 96 B SI 96 4-2 1-2 2-3 BB	C FF 94 F SI 94 B SL 83 1 SAFE T FF 94 1-2 ② K		X SI 94 0-0 ③ G4-3			C SI 93 C SL 82 X SL 83 0-2 2 1B 8 HBP 1B	3	0	1	0	1	1	3
8 Danny Espinosa, S (1, 4) OBP: 0.280, SLG: 0.344		S SI 90 C FF 96 D SI 92 B SI 91 S SI 91 2-3 ① K	X FF 94 0-0 ③ G4-3			X FF 90 0-0 ① F8			C SL 82 B SL 83 F SL 82 H SI 93 2-2 2 1B 1-2 HBP	3	0	0	0	0	1	4
15 Nate McLouth, L (1, 9) OBP: 0.283, SLG: 0.241		B SI 96 X SI 95 1-0 ② L5			C SI 90 X CH 88 0-1 ① F8		C FF 91 B SI 91 B SI 90 B SI 92 S FF 92 X SI 92 3-2 ② F7		C SL 82 B SI 94 B SL 81 C SL 81 S SI 92 2-3 ① K	4	0	0	0	0	1	5
37 Stephen Strasburg, R (1, 1) OBP: 0.204, SLG: 0.116 13 Jerry Blevins, L (8, 1) 30 Aaron Barrett, R (8, 1) 28 Jayson Werth, R (9, PH) OBP: 0.375, SLG: 0.444		B FF 96 B SI 95 C SI 95 F SI 93 F FF 95 F SI 90 B SL 82 X SI 96 3-2 ③ G4-3			C FF 92 C FF 92 F FF 93 C CU 78 0-3 ② K		C FF 93 X FF 94 0-1 ③ G4-3		B SL 82 B SI 93 C SI 92 C SI 93 X SL 82 2-2 ② F9	3	0	0	0	0	1	3 0 0 0 0 0 0 0 0 0 0 0 0 0 0 1 0 0 0 0 0 2

Inning Stats																																			
	R: 0	E: 0	K: 0	S: 5	H: 0	LOB: 0	BB: 1	P: 12	R: 0	E: 0	K: 1	S: 16	H: 1	LOB: 3	BB: 2	P: 33	R: 0	E: 0	K: 1	S: 10	H: 0	LOB: 0	BB: 0	P: 14	R: 0	E: 0	K: 1	S: 11	H: 1	LOB: 1	BB: 0	P: 14	R: 0	E: 0	K: 1	S: 9	H: 0	LOB: 0	BB: 0	P: 9
	R: 0	E: 0	K: 0	S: 7	H: 1	LOB: 2	BB: 1	P: 11	R: 0	E: 0	K: 0	S: 6	H: 0	LOB: 0	BB: 0	P: 9	R: 0	E: 0	K: 0	S: 10	H: 0	LOB: 2	BB: 2	P: 20	R: 0	E: 0	K: 2	S: 15	H: 2	LOB: 3	BB: 0	P: 23	1B: 4	2B: 1	3B: 0	HR: 0	SF: 0	SAC: 0	DP: 1	HBP: 1	WP: 0	PB: 0	SB: 0	CS: 0	PA: 38

PITCHER	IP	WLS	BF	H	R	ER	SO	BB	IBB	HBP	BLK	WP	HR	S	P	ERA	WHIP
37 Henderson Alvarez III, R (1, 1) ERA: 2.48	7.0	W	27	3	0	0	4	4	0	0	0	0	0	64	102	0.00	1.000
57 Bryan Morris, R (8, 1) ERA: 1.9	0.2	H	4	0	0	0	0	2	0	0	0	0	0	9	19	0.00	3.000
40 Mike Dunn, L (8, 1) ERA: 3.86	0.1	H	1	0	0	0	0	0	0	0	0	0	0	1	1	0.00	0.000
31 Steve Cishek, R (9, 1) ERA: 3.3	1.0	S	6	2	0	0	2	0	0	1	0	0	0	15	23	0.00	2.000

PITCHER	IP	WLS	BF	H	R	ER	SO	BB	IBB	HBP	BLK	WP	HR	S	P	ERA	WHIP

AB	31
R	0
H	5
RBI	0
BB	6
SO	6
LOB	26

BOTTOM

Washington Nationals @ Miami Marlins

Marlins Park, Miami, FL

Tue Jul 29 2014, 7:13 PM - 10:18 PM EDT

Att. 22,672 - Roof Closed - 77 F

livebaseballscorecards.com

Batter	1	2	3	4	5	6	7	8	9	AB	R	H	RBI	BB	SO	LOB
21 Christian Yelich, L (1, 7) OBP: 0.355, SLG: 0.417	B FF 95 B FF 96 B FF 96 C FF 96 F FF 96 X FF 97 3-2 ① G6-3		C SI 94 B SI 95 S CH 88 B SI 96 B SI 96 F CH 89 T FF 96 3-2 ② K		C FF 95 C FF 95 D CU 81 F FF 96 B CH 89 B SI 96 F FF 96 X FF 96 3-2 ③ G1-3 1-2			C SI 91 B SL 87 B CU 75 1 SAFE C SI 91 F SI 91 B SI 91 F SI 91 3-2 X SI 90 1 SH5-4 27 1B 1-H 2B		4	1	1	1	0	1	2
1 Jordany Valdespin, L (1, 4) OBP: 0.290, SLG: 0.500	X SI 96 0-0 2B		C CH 88 D CU 82 F FF 96 B FF 96 B CH 89 X SI 96 3-2 ③ L7			F FF 95 S CH 89 X FF 98 0-2 27 2B 1B		B CU 72 X SI 90 1-0 ① SH5-4 2-3		3	1	2	0	0	0	1
27 Giancarlo Stanton, R (1, 9) OBP: 0.393, SLG: 0.535	B SI 96 S CU 81 X SI 96 1-1 ② G5-3			B CU 82 C CU 80 B FF 96 B FF 96 B SI 96 4-1 13 G2-3 BB		B FF 95 1 SAFE 1 SAFE B CU 82 F FF 96 X CU 80 2-1 ① 1-H 2B		S SL 86 S SL 87 X SL 86 0-2 3-H 1B		3	0	2	2	1	0	1
9 Casey McGehee, R (1, 5) OBP: 0.373, SLG: 0.378	C FF 97 B FF 96 C FF 96 D CH 90 F FF 97 F SI 96 S CU 81 2-3 ③ K			B FF 95 1 SAFE F SI 95 F SI 96 B CU 82 X FF 95 2-2 ① P4		B FF 95 B FF 95 B FF 95 C FF 94 X FF 93 3-1 ② G5-3		S SI 93 F SI 94 F SI 93 F SI 94 B SL 86 S FF 94 1-3 ② K		4	0	0	0	0	2	3
13 Marcell Ozuna, R (1, 8) OBP: 0.317, SLG: 0.451		C CU 80 F CH 88 B FF 97 X SI 98 1-2 ① G4-3		1 SAFE C CU 82 1 SAFE D CU 82 X SI 97 1-1 ② G2-3 1-2		T FF 96 B CU 82 B CU 81 S CH 89 S FF 96 2-3 ③ K		C FF 94 S SI 94 S SI 94 0-3 ③ K		4	0	0	0	0	2	2
39 Jarrod Saltalamacchia, S (1, 2) OBP: 0.326, SLG: 0.404		F FF 96 B SI 97 F FF 97 B CU 81 X FF 96 2-2 ② F8		B FF 96 C CU 80 F FF 95 S CH 88 1-3 ③ K			B CU 77 F FF 94 X FF 94 1-1 ① F7			3	0	0	0	0	1	1
10 Jeff Baker, R (1, 3) OBP: 0.293, SLG: 0.357		B FF 96 B FF 96 X FF 96 2-0 ③ G4-3			X FF 94 0-0 ① G4-3		C FF 95 C SI 95 B CH 89 X FF 95 1-2 ② L9			3	0	0	0	0	0	0
3 Adeiny Hechavarría, R (1, 6) OBP: 0.303, SLG: 0.339			B FF 95 B FF 95 B SI 96 C FF 96 B FF 96 4-1 37 SH3-4 BB		C CU 81 X FF 95 0-1 ② L9		C CU 81 B CH 88 C FF 95 F CU 81 X CH 88 1-2 ③ P4			2	0	0	0	1	0	0
37 Henderson Alvarez III, R (1, 1) OBP: 0.256, SLG: 0.238 57 Bryan Morris, L (8, 1) 40 Mike Dunn, L (8, 1) 5 Reed Johnson, R (8, PH) OBP: 0.277, SLG: 0.369 31 Steve Cishek, R (9, 1)			C SI 94 1 SAFE 1 SAFE X SI 93 0-1 ① SH3-4 1-2		C FF 94 X CU 80 0-1 ① 21 WP 1B			B SI 90 X CH 84 1-0 21 2B 1B		1 0 0 1 0	0 0 0 1 0	1 0 0 1 0	0 0 0 0 0	0 0 0 0 0	0 0 0 0 0	0 0 0 0 0
Inning Stats	R: 0 E: 0 K: 1 S: 11 H: 1 LOB: 1 BB: 0 P: 17	R: 0 E: 0 K: 0 S: 7 H: 0 LOB: 0 BB: 0 P: 12	R: 0 E: 0 K: 1 S: 10 H: 0 LOB: 1 BB: 1 P: 20	R: 0 E: 0 K: 1 S: 9 H: 0 LOB: 1 BB: 1 P: 17	R: 0 E: 0 K: 0 S: 10 H: 1 LOB: 1 BB: 0 P: 13	R: 1 E: 0 K: 1 S: 10 H: 2 LOB: 0 BB: 0 P: 17	R: 0 E: 0 K: 0 S: 9 H: 0 LOB: 0 BB: 0 P: 12	R: 2 E: 0 K: 2 S: 19 H: 3 LOB: 1 BB: 0 P: 25		1B: 4 2B: 3 3B: 0 HR: 0 SF: 0 SAC: 2 DP: 0 HBP: 0						

	AB	28
	R	3
	H	7
	RBI	3
	BB	2
	SO	6
	LOB	10

WP: 1 PA: 32
PB: 0
SB: 0
CS: 0

MIAMI

PITCHER		IP	WLS	BF	H	R	ER	SO	BB	IBB	HBP	BLK	WP	HR	S	P	ERA	WHIP
37 Stephen Strasburg, R ERA: 3.55	(1, 1)	7.0	L	26	4	1	1	4	2	0	0	0	1	0	66	108	1.29	0.857
13 Jerry Blevins, L ERA: 5.11	(8, 1)	0.1		3	2	2	2	0	0	0	0	0	0	0	8	13	54.00	6.000
30 Aaron Barrett, R ERA: 3.31	(8, 1)	0.2		3	1	0	0	2	0	0	0	0	0	0	11	12	0.00	1.500

PITCHER	IP	WLS	BF	H	R	ER	SO	BB	IBB	HBP	BLK	WP	HR	S	P	ERA	WHIP

Washington Nationals @ Miami Marlins

Marlins Park, Miami, FL

Wed Jul 30 2014, 12:41 PM - 4:01 PM EDT

Att. 26,319 - Roof Closed - 76 F

TOP

livebaseballscorecards.com

Batter	1	2	3	4	5	6	7	8	9	AB	R	H	RBI	BB	SO	LOB
2 Denard Span, L (1, 8) OBP: 0.348, SLG: 0.393	B FF 90 B FF 90 B FF 91 B FF 91 4-0 6 S 6 2B BB		B FF 91 X FF 91 1-0 ② B1-3		C CU 78 B FF 92 F CU 79 C CU 77 1-3 ② K			D CU 78 X FF 90 1-0 25 WP 6 S 20 2B 2-3 1B	C FF 92 1 SAFE F FF 92 1 SAFE D SL 84 F FF 92 1 SAFE B SL 85 F FF 92 4-2 F FF 84 B SL 85 F FF 93 B FF 91 6 FC6-4 1-2 BB	3	2	1	0	2	1	1
6 Anthony Rendon, R (1, 5) OBP: 0.337, SLG: 0.464	C FF 90 B CH 85 1 SAFE B SI 90 1 SAFE 1 SAFE C FF 90 F CH 84 2-2 X CH 84 25 F8 1-H 2B		C SI 92 B FF 92 X SI 92 1-1 ③ G4-3		C SI 91 F FF 91 F SI 92 B CH 86 B FF 93 S CU 80 2-3 ③ K			C SL 77 D SL 77 C FF 90 X SL 81 1-2 ① L8 1-2	B FF 93 C FF 92 B FF 92 C FF 92 X FF 92 2-2 ③ FC6-4 1-2f	5	0	1	1	0	1	5
28 Jayson Werth, R (1, 9) OBP: 0.374, SLG: 0.443	C SI 90 X FF 91 0-1 ① F9			C SI 91 X SI 93 0-1 34 F8 20 BB 1B		C CU 77 B CU 77 B SI 92 C SI 92 B CH 87 X SI 92 3-2 ① G6-3		B FC 92 X SI 90 1-0 ② SF7 3-H		3	0	1	1	0	0	1
25 Adam LaRoche, L (1, 3) OBP: 0.368, SLG: 0.432	S CU 79 D CU 78 B FF 93 F FF 91 X CU 78 2-2 ② F8 2-3			F FF 93 B FF 93 F FF 92 X CU 79 1-2 ① L8		C FF 92 B CU 81 X FF 93 1-1 ② G3-1		B CH 83 F FF 90 B CH 82 B CU 74 B CH 82 4-1 20 S 20 2B 2-3 BB		3	1	0	0	1	0	2
20 Ian Desmond, R (1, 6) OBP: 0.303, SLG: 0.433	F CH 85 B FF 91 X CU 79 1-1 ③ P4			B SI 92 B SI 92 F CH 86 B SI 92 B SI 92 4-1 40 FC6-4 1-2 BB		X CH 86 0-0 ③ G5-3		C FF 90 F SL 79 D SL 80 F FF 91 X SL 79 1-2 1-H 3-H 2B		3	0	1	2	1	0	1
34 Bryce Harper, L (1, 7) OBP: 0.346, SLG: 0.385		X FF 91 0-0 ① B1-3		B FF 93 B FF 92 C FF 92 X FF 92 2-1 ② F8 2-3			B CU 77 B FF 91 F FF 92 F CU 79 F FF 90 X CU 78 2-2 ① L8	X SI 93 0-0 ③ G3		4	0	0	0	0	0	4
40 Wilson Ramos, R (1, 2) OBP: 0.339, SLG: 0.386		C SI 91 X FF 91 0-1 ② F9		B SI 92 X CH 86 1-0 ③ FC6-4 1-2f			X SI 91 0-0 ② G4-3		C FF 91 B FF 91 S FF 92 B FF 91 C FF 92 2-3 ① K	4	0	0	0	0	1	2
8 Danny Espinosa, S (1, 4) OBP: 0.283, SLG: 0.347		B SI 92 B FF 92 B FF 92 C FF 91 C FF 92 X FF 92 3-2 ③ G6-3			B SI 89 B CH 84 X SI 91 2-0 57 FC1-6 1B		B FF 90 S CH 85 B SI 92 X SI 92 2-1 ③ G6-3		B FF 92 C FF 92 B FF 92 X FF 92 2-1 2 BB 1B	4	0	2	0	0	0	0
57 Tanner Roark, R (1, 1) OBP: 0.128, SLG: 0.128 7 Scott Hairston, R (8, PH) OBP: 0.264, SLG: 0.367 15 Nate McLouth, L (8, PR) OBP: 0.283, SLG: 0.241 36 Tyler Clippard, R (8, 1) 19 Kevin Frandsen, R (9, PH) OBP: 0.288, SLG: 0.290 22 Drew Storen, S (9, 1)			C FF 90 F FF 91 B SI 91 X SI 93 1-2 ① G3-1		M SI 89 X SI 89 0-1 ① FC1-6 1-2f			B CU 76 C SI 90 B CU 77 X CH 86 2-1 2 1B 28 SF7 2B	C FF 93 S SL 84 1 SAFE F SL 84 1 SAFE F FF 92 X SL 85 0-2 ② L7	2 1 0 0 1 0	0 0 1 0 0 0	0 1 0 0 0 0	0 0 0 0 0 0	0 0 0 0 0 0	0 0 0 0 0 0	1 0 0 0 1 0
Inning Stats	R: 1 E: 0 K: 0 S: 11 H: 1 LOB: 1 BB: 1 P: 20	R: 0 E: 0 K: 0 S: 6 H: 0 LOB: 0 BB: 0 P: 9	R: 0 E: 0 K: 0 S: 6 H: 0 LOB: 0 BB: 0 P: 9	R: 0 E: 0 K: 0 S: 9 H: 1 LOB: 2 BB: 1 P: 17	R: 0 E: 0 K: 2 S: 10 H: 1 LOB: 1 BB: 0 P: 15	R: 0 E: 0 K: 0 S: 6 H: 0 LOB: 0 BB: 0 P: 10	R: 0 E: 0 K: 0 S: 7 H: 0 LOB: 0 BB: 0 P: 11	R: 3 E: 0 K: 0 S: 13 H: 3 LOB: 2 BB: 1 P: 23	R: 0 E: 0 K: 1 S: 19 H: 1 LOB: 2 BB: 1 P: 29	1B: 4 2B: 3 3B: 0 HR: 0 SF: 1 SAC: 0 DP: 0 HBP: 0						

	AB	33
	R	4
	H	7
	RBI	4
	BB	4
	SO	3
	LOB	18

		WP: 1	PA: 38
		PB: 0	
		SB: 3	
		CS: 0	

PITCHER		IP	WLS	BF	H	R	ER	SO	BB	IBB	HBP	BLK	WP	HR	S	P	ERA	WHIP
52 Brad Hand, L ERA: 4.15	(1, 1)	7.0	L	28	5	3	3	2	2	0	0	0	0	0	58	97	3.86	1.000
44 AJ Ramos, R ERA: 2.14	(8, 1)	1.0		5	1	1	1	0	1	0	0	0	1	0	10	17	9.00	2.000
43 Dan Jennings, L ERA: 1.15	(9, 1)	1.0		5	1	0	0	1	1	0	0	0	0	0	19	29	0.00	2.000

PITCHER	IP	WLS	BF	H	R	ER	SO	BB	IBB	HBP	BLK	WP	HR	S	P	ERA	WHIP

BOTTOM

Washington Nationals @ Miami Marlins

Marlins Park, Miami, FL

Wed Jul 30 2014, 12:41 PM - 4:01 PM EDT

Att. 26,319 - Roof Closed - 76 F

livebaseballscorecards.com

Batter	1	2	3	4	5	6	7	8	9	AB	R	H	RBI	BB	SO	LOB
21 Christian Yelich, L (1, 7) OBP: 0.354, SLG: 0.413	B SI 88 C FF 88 B SI 89 F FF 89 B SI 90 F SI 90 F FF 90 B SI 89 4-2 BB		F SI 91 C CU 74 B FF 91 S CH 83 1-3 ③ K			C CU 73 X CH 81 0-1 ① G1-4-3		F FF 92 F CH 78 B FS 82 F FF 92 X FS 82 1-2 ② G3		3	0	0	0	1	1	0
1 Jordany Valdespin, L (1, 4) OBP: 0.286, SLG: 0.559	C SI 91 1 SAFE B CH 81 1 SAFE X SI 91 1-1 ① F9			B FF 89 C CH 81 B CH 82 B FF 90 C FF 90 F SI 91 X SI 91 3-2 HR		B SI 90 C CH 81 B CH 82 C SI 91 X CU 74 2-2 ② G3		B CH 80 B FF 91 C FF 91 C FF 91 F FF 92 F CH 81 T CH 81 2-2 ③ K		4	1	1	1	0	1	1
27 Giancarlo Stanton, R (1, 9) OBP: 0.394, SLG: 0.541	B SI 90 B SI 91 D SL 83 C FF 90 1 SAFE X SI 90 3-1 ② P4			C SL 84 B SL 83 B SI 91 S SL 83 X SI 91 2-2 ① L5		B SL 84 B SL 83 B SI 91 C SI 90 B SL 82 4-1 9 E 9 S BB			C FF 93 X SL 82 0-1 HR	3	1	1	1	1	0	1
9 Casey McGehee, R (1, 5) OBP: 0.370, SLG: 0.375	1 SAFE X FF 91 0-0 ③ P3			S SL 82 F FF 91 B SI 90 B SI 92 F FF 91 F SI 92 S SL 83 2-3 ② K		1 SAFE 1 SAFE 1 SAFE C SI 91 B SL 84 D SL 85 X SI 91 2-1 ③ P3 1-3			B FF 94 X FF 92 1-0 ① F9	4	0	0	0	0	1	2
46 Garrett Jones, L (1, 3) OBP: 0.318, SLG: 0.424		C SI 88 X FF 89 0-1 ① P5		C CH 82 S CH 82 B FF 92 X CH 83 1-2 E6 1B			X CH 80 0-0 ① P6		B SI 91 C CH 85 B FF 93 F CH 85 X SL 82 2-2 ② G4-3	4	0	1	0	0	0	0
13 Marcell Ozuna, R (1, 8) OBP: 0.316, SLG: 0.449		B SL 82 B SL 83 C SI 91 C SI 91 B SI 91 F SI 91 F SI 92 F FF 91 X SI 91 3-2 ② L7		B SL 83 S SL 82 B SI 91 C SI 91 S SL 84 2-3 ③ K			C SL 82 B FF 91 S SL 83 S SI 92 1-3 ② K		F FF 93 X SL 82 0-1 3 WP 3 2B 1B	4	1	1	0	0	2	1
3 Adeiny Hechavarría, R (1, 6) OBP: 0.305, SLG: 0.344		C FF 91 X SI 91 0-1 ③ G6-3			B SI 89 L SI 89 B SL 82 X SI 90 2-1 ① G4-3		F SI 91 B CU 73 X SI 90 1-1 1B		B SI 91 C FF 93 S SL 83 X SL 83 1-2 1-H 2B	4	0	2	1	0	0	0
6 Jeff Mathis, R (1, 2) OBP: 0.277, SLG: 0.274 39 Jarrod Saltalamacchia, R (6, PH) OBP: 0.329, SLG: 0.404			C FF 90 L CU 74 C SI 91 0-3 ① K		B CU 73 B FF 90 F SI 90 C SI 91 S SI 92 2-3 ② K		C SL 81 1 SAFE 1 SAFE B SI 90 1 SAFE S SI 90 S SI 91 1-3 ③ K		S SL 81 B FF 93 B SL 82 F CH 86 B FF 93 B CH 86 4-2 5 FC5-4 BB	3 0	0 0	0 0	0 0	0 1	3 0	1 0
52 Brad Hand, L (1, 1) 44 AJ Ramos, R (8, 1) 17 Donovan Solano, R (8, PH) OBP: 0.315, SLG: 0.323 43 Dan Jennings, L (9, 1) 5 Reed Johnson, R (9, PH) OBP: 0.275, SLG: 0.366			C SI 89 F SI 89 F FF 90 F FF 91 F SI 91 F CU 74 F SI 91 X CU 74 0-2 ② G4-3		C SI 89 X SI 90 0-1 ③ F7			C FF 91 X CU 74 0-1 ① F8	S SL 82 B FF 93 S SL 82 F SL 82 F SL 82 X SL 83 1-2 1-2f FC5-4 ③	2 0 1 0 1	0 0 0 0 0	0 0 0 0 0	0 0 0 0 0	0 0 0 0 0	0 0 0 0 2	0 0 0 0 0
Inning Stats	R: 0 E: 0 K: 0 S: 9 H: 0 LOB: 1 BB: 1 P: 17	R: 0 E: 0 K: 0 S: 10 H: 0 LOB: 0 BB: 0 P: 13	R: 0 E: 0 K: 2 S: 14 H: 0 LOB: 0 BB: 0 P: 15	R: 1 E: 1 K: 2 S: 18 H: 2 LOB: 1 BB: 0 P: 28	R: 0 E: 0 K: 1 S: 7 H: 0 LOB: 0 BB: 0 P: 11	R: 0 E: 0 K: 0 S: 8 H: 0 LOB: 1 BB: 1 P: 16	R: 0 E: 0 K: 2 S: 9 H: 1 LOB: 1 BB: 0 P: 12	R: 0 E: 0 K: 1 S: 11 H: 0 LOB: 0 BB: 0 P: 14	R: 2 E: 0 K: 0 S: 18 H: 3 LOB: 2 BB: 1 P: 27	1B: 3 2B: 1 3B: 0 HR: 2	SF: 0 SAC: 0 DP: 0 HBP: 0		WP: 1 PB: 0 SB: 1 CS: 0	PA: 36			

	AB	33
	R	3
	H	6
	RBI	3
	BB	3
	SO	8
	LOB	8

PITCHER	IP	WLS	BF	H	R	ER	SO	BB	IBB	HBP	BLK	WP	HR	S	P	ERA	WHIP
57 Tanner Roark, R (1, 1) ERA: 2.74	7.0	W	26	3	1	1	7	2	0	0	0	0	1	75	112	1.29	0.714
36 Tyler Clippard, R (8, 1) ERA: 1.8	1.0	H	3	0	0	0	1	0	0	0	0	0	0	11	14	0.00	0.000
22 Drew Storen, R (9, 1) ERA: 1.53	1.0	S	7	3	2	2	0	1	0	0	0	1	1	18	27	18.00	4.000

PITCHER	IP	WLS	BF	H	R	ER	SO	BB	IBB	HBP	BLK	WP	HR	S	P	ERA	WHIP

Batter	1	2	3	4	5	6	7	8	9	AB	R	H	RBI	BB	SO	LOB
2 Ben Revere, L (1, 8) OBP: 0.326, SLG: 0.366	C FF 91 F SI 90 B CU 79 X FF 92 1-2 G4-3		B SI 90 1 SAFE X SI 91 1-0 1-2 1B	B SI 92 X SI 91 1-0 26 FC4-6 11 1B 1-2 3-H 1B		C SI 91 C SL 88 B CU 76 X SI 91 1-2 11 WP 11 1B 1B		1 SAFE B SI 92 L SI 91 B KC 79 L SI 91 1 SAFE F KC 80 F FC 86 D KC 79 3-2 X SI 93 11 S 3 1B 1-3 1B	B SI 91 X SI 92 1-0 L7	6	2	4	1	0	0	0
11 Jimmy Rollins, S (1, 6) OBP: 0.325, SLG: 0.409	B SI 92 F SI 91 B CH 83 X CH 84 2-1 26 FC3-6 1B		B CH 83 X SI 92 1-0 F8	C FF 93 B CH 84 F FF 93 X FF 94 1-2 26 FC4-6 1-2 2-3 1B		B SI 92 C SI 91 B CH 86 X CH 86 2-1 26 S 26 SF7 1-H 1B		C KC 80 C SI 92 B SI 92 B SI 92 S SI 91 2-3 K 1-2		5	1	3	1	0	1	4
26 Chase Utley, L (1, 4) OBP: 0.353, SLG: 0.433	B FF 92 1 SAFE S FF 92 X SI 90 1-1 FC3-6 1-2f		C FF 93 B SI 92 2 SAFE C FF 93 B FF 93 B FF 94 X FF 93 3-2 F7	C CU 77 B SI 92 X FF 92 1-1 FC4-6 3 FC6-4 1-2f 2-3 3-H		C SI 91 B CU 75 D CU 74 B SI 91 X SI 91 3-1 SF7 1-H		I I I I 4-0 3 1B IBB	3	0	0	2	1	0	5
3 Marlon Byrd, R (1, 9) OBP: 0.319, SLG: 0.476	F SI 92 X SI 91 0-1 F9			51 1B 24 2B 1B FC6-4 1-2f		F SL 88 B CH 87 F SL 87 B SI 91 F CH 86 F SI 92 S SI 92 2-3 K		B SI 91 B FC 86 X SI 90 2-0 51 1B 24 2B 1B 1-3 2-H 3-H		5	2	2	2	0	1	3
51 Carlos Ruiz, R (1, 2) OBP: 0.373, SLG: 0.380		B SI 92 F SI 91 F FF 91 X CU 78 1-2 F8		X SI 91 0-0 24 2B 1-2 1B	B FF 91 X FF 90 1-0 L8		B SI 94 C FF 94 X SI 95 1-1 E5	C SI 90 B KC 81 F SI 91 X SI 91 1-2 24 1B 1-2 1B		5	1	2	0	0	0	0
24 Grady Sizemore, L (1, 7) OBP: 0.305, SLG: 0.358		B FF 92 F FF 91 B CU 78 F FF 92 F SI 92 X SI 92 2-2 L6		B SI 92 B SI 92 S FF 92 L SI 92 B FF 92 X FF 93 3-2 4 SH5-4 9 FC4 1-H 2-H 2B	B FF 91 X SI 91 1-0 E5 18 CS 1B		B SI 94 1 SAFE C SI 95 F SL 86 B SL 87 B FF 95 F SI 95 X SI 95 3-2 L9	X SI 92 0-0 1-2 2-H 1B		5	1	3	3	0	0	1
18 Darin Ruf, R (1, 3) OBP: 0.281, SLG: 0.308		B SI 92 F FF 92 S CH 84 F FF 92 B CU 79 S CH 84 2-3 K		D CH 82 B SI 92 B FF 92 F SI 92 B FF 93 4-1 9 FC4 4 SH5-4 2 1B BB	B FF 93 B FF 91 X SI 93 2-0 2-3 1B		C SI 95 F SL 85 1 SAFE S SL 86 0-3 K	S FC 85 F SI 91 B FC 85 S FC 86 1-3 K		4	1	1	0	1	3	3
4 Andrés Blanco, S (1, 5) OBP: 0.368, SLG: 0.389 30 Justin De Fratus, S (5, 1) 6 Ryan Howard, L (7, PH) OBP: 0.305, SLG: 0.378 63 Jake Diekman, R (7, 1) 53 Ken Giles, R (7, 1) 17 Reid Brignac, L (9, PH) OBP: 0.329, SLG: 0.384 58 Jonathan Papelbon, R (9, 1)			B SI 91 L SI 91 B FF 91 B FF 92 X SI 92 3-1 2 1B 1B	B SI 90 X SI 90 1-0 SH5-4 1-2 2-3	B FF 94 B FF 93 X SI 91 2-0 L8		B FF 95 F FF 95 B FF 95 S SI 95 S SL 87 2-3 K	C FC 86 S SI 91 S FC 83 0-3 K		2 0 1 0 1 0 0 0 0 0 0 0 1 0 0 0 0 0 0 0 0 0 0 0 0 0 1 0 0 0 0 0 0 0	0 0 0 0 0 0 0 0 0 0 0 0 0 0 0 0 0 0 0 0 0 0 0 0 0 0 0 0 0 0 0 0 0	1 0 0 0 0 0 0 0 0 0 0 0 1 0 0 0 0 0 0 0 0 0 0 0 1

BOTTOM

Philadelphia Phillies @ Washington Nationals
Nationals Park, Washington, DC
Thu Jul 31 2014, 7:09 PM - 10:39 PM EDT
Att. 35,722 - Partly Cloudy - 86 F

livebaseballscorecards.com

Batter	1	2	3	4	5	6	7	8	9	AB	R	H	RBI	BB	SO	LOB
2 Denard Span, L (1, 8) OBP: 0.349, SLG: 0.394	C FF 88 X FC 86 0-1 F7 ①		B FC 85 F FF 89 X SL 82 1-1 L8 ③		B FF 93 C FF 93 X FF 93 1-1 1-2 2-H 3-H 1B		B SI 95 1 SAFE B SL 83 C SI 96 F SI 96 F SI 95 X SI 96 2-2 1-3 1B			4	0	2	2	0	0	1
6 Anthony Rendon, R (1, 5) OBP: 0.336, SLG: 0.460	C SI 90 X CH 84 0-1 L8 ②			B FF 91 F FF 93 B CH 83 B CH 85 B FF 93 4-1 28 WP 40 1B BB	C SL 80 B FF 92 B FF 92 F FF 91 F CH 86 X SL 82 2-2 L6 ②		F SI 96 B SI 96 1 SAFE X SI 96 1-1 L9 ②			3	1	0	0	1	0	4
28 Jayson Werth, R (1, 9) OBP: 0.371, SLG: 0.438	C SI 89 B SI 90 F SL 81 F SI 90 B CH 84 F FF 90 C SI 90 2-3 K ③			C FF 92 B FF 94 F FF 92 B SL 81 F FF 94 D CH 85 S FF 93 3-3 K ① 1-2	X FF 92 0-0 G5-3 ③		B SL 86 B FF 98 S FF 98 C SL 87 B FF 99 S FF 100 3-3 K ③			4	0	0	0	0	3	5
40 Wilson Ramos, R (1, 2) OBP: 0.337, SLG: 0.383		C CH 83 B SI 89 C SI 89 B SI 91 X SL 82 2-2 G5-3 ①		X FF 94 0-0 20 G4-6-3 2-H 1B		F FF 91 F CH 83 X FF 93 0-2 G4-3 ①		B SL 83 F FF 96 S FF 96 S SL 86 1-3 K ①		4	0	1	1	0	1	0
20 Ian Desmond, R (1, 6) OBP: 0.300, SLG: 0.428		F SI 89 C CH 84 C SI 91 0-3 K ②		C FF 93 S FF 94 X FF 94 0-2 G4-6-3 ②③ 1-2f		B SL 83 B SL 81 F FF 91 X SI 91 2-1 L7 ②		C FF 96 S SL 87 B SL 87 S SL 87 1-3 K ②		4	0	0	0	0	2	1
34 Bryce Harper, L (1, 7) OBP: 0.344, SLG: 0.382		X FF 89 0-0 G6-3 ③			B SL 83 X FF 94 1-0 7 HBP 19 1B 2 1B 1B	C FF 92 S CH 84 B SL 80 F CH 84 S FF 93 1-3 K ③		S FF 98 B FF 97 B FF 98 F FF 98 X FF 98 2-2 G6-3 ③		4	1	1	0	0	1	0
19 Kevin Frandsen, R (1, 3) OBP: 0.294, SLG: 0.302			C CH 83 C CH 83 B SI 90 F FF 90 C FF 90 1-3 K ①		B FF 92 B FF 93 F FF 92 X FF 93 2-1 7 HBP 2 1B 1-2 1B		C SI 96 F SL 85 F SI 98 X SL 85 0-2 8 PB 8 1B 2B		B FF 89 X FF 90 1-0 L8 ①	4	2	2	0	0	1	0
8 Danny Espinosa, S (1, 4) 25 Adam LaRoche, L (9, PH) OBP: 0.367, SLG: 0.430			X FF 90 0-0 2B		X FF 94 0-0 B2 ①		B SI 96 S SI 97 S SI 97 X SI 96 1-2 2 1B 2-H 1B		F FF 90 B SL 80 S FS 86 B SL 80 X FF 90 2-2 F7 ②	3 1	0 0	2 0	1 0	0 0	0 0	2 0
47 Gio González, R (1, 1) OBP: 0.115, SLG: 0.231 48 Ross Detwiler, R (4, 1) 7 Scott Hairston, R (5, PH) OBP: 0.278, SLG: 0.367 13 Jerry Blevins, L (6, 1) 30 Aaron Barrett, R (7, 1) 15 Nate McLouth, L (7, PH) OBP: 0.281, SLG: 0.239 35 Craig Stammen, R (8, 1) OBP: 0.333, SLG: 0.500 59 Jose Lobaton, S (9, PH) OBP: 0.268, SLG: 0.290			F SI 89 F SI 89 D CH 83 S SI 90 1-3 K ②		C FF 93 H SL 84 1-1 2 1B 1-2 2-3 HBP		C SI 95 B SL 84 S SI 95 S SI 96 1-3 K ①		S FS 86 C FF 90 B FS 86 F FF 90 B FF 91 X FF 90 2-2 F7 ③	1 0 0 0 0 0 1 0	0 0 0 0 0 0 0 0	0 0 0 0 0 0 1 0	0 0 0 0 0 0 1 0	1 0 0 0 0 0 0 0	0 0 0 0 0 0 0 0	1 0 0 0 0 0 1 0
Inning Stats	R: 0 E: 0 K: 1 S: 9 H: 0 LOB: 0 BB: 0 P: 11	R: 0 E: 0 K: 1 S: 7 H: 0 LOB: 0 BB: 0 P: 9	R: 0 E: 0 K: 2 S: 10 H: 1 LOB: 1 BB: 0 P: 13	R: 1 E: 0 K: 1 S: 9 H: 1 LOB: 0 BB: 1 P: 16	R: 2 E: 0 K: 0 S: 12 H: 3 LOB: 2 BB: 0 P: 19	R: 0 E: 0 K: 1 S: 9 H: 0 LOB: 0 BB: 0 P: 12	R: 1 E: 0 K: 2 S: 19 H: 3 LOB: 2 BB: 0 P: 27	R: 0 E: 0 K: 2 S: 9 H: 0 LOB: 0 BB: 0 P: 13	R: 0 E: 0 K: 0 S: 8 H: 0 LOB: 0 BB: 0 P: 13	1B: 6 2B: 2 3B: 0 HR: 0	SF: 0 SAC: 0 DP: 1 HBP: 1	WP: 1 PB: 1 SB: 0 CS: 0	PA: 36			

AB	34
R	4
H	8
RBI	4
BB	1
SO	10
LOB	15

PITCHER		IP	WLS	BF	H	R	ER	SO	BB	IBB	HBP	BLK	WP	HR	S	P	ERA	WHIP
33 Cliff Lee, L (1, 1) ERA: 3.65		2.2		9	1	0	0	4	0	0	0	0	0	0	24	30	0.00	0.375
59 Antonio Bastardo, L (3, 1) ERA: 4.14		0.1	W	1	0	0	0	0	0	0	0	0	0	0	2	3	0.00	0.000
43 Mario Hollands, L (4, 1) ERA: 4.78		1.1		9	4	3	3	1	1	0	1	0	1	0	16	28	20.25	3.750
30 Justin De Fratus, R (5, 1) ERA: 2.78		1.2	H	5	0	0	0	1	0	0	0	0	0	0	14	19	0.00	0.000
63 Jake Diekman, L (7, 1) ERA: 4.47		0.2		5	3	1	1	1	0	0	0	0	0	0	16	21	13.50	4.500
53 Ken Giles, R (7, 1) ERA: 0.87		1.1	H	4	0	0	0	3	0	0	0	0	0	0	12	19	0.00	0.000
58 Jonathan Papelbon, R (9, 1) ERA: 1.79		1.0		3	0	0	0	0	0	0	0	0	0	0	8	13	0.00	0.000

Batter	1	2	3	4	5	6	7	8	9	AB	R	H	RBI	BB	SO	LOB
2 Ben Revere, L (1, 8) OBP: 0.326, SLG: 0.364	C SI 87 C SI 88 X FF 86 0-2 G5-3		C SI 88 F FC 86 X SI 89 0-2 G1-3		C FC 81 B SI 84 X FC 85 1-1 2-H 1B		C CH 81 B FC 84 X CH 80 1-1 P6			4	0	1	0	0	0	0
11 Jimmy Rollins, S (1, 6) OBP: 0.323, SLG: 0.405	C SI 88 C FF 87 F FC 85 B SI 89 X SI 88 1-2 G3-1		C CH 81 X FC 87 0-1 G4-3		1 SAFE F SI 86 D CH 79 1 SAFE S FC 83 C SI 87 1-3 K			X CH 78 0-0 G3		4	0	0	0	0	1	1
26 Chase Utley, L (1, 4) OBP: 0.350, SLG: 0.429	B SI 89 C SI 88 S SI 89 F FC 82 B FC 86 S SI 89 2-3 K		B SI 88 B FC 87 F SI 89 C SI 90 F CU 74 F CH 80 F SI 89 X SI 90 2-2 F9			C SI 85 C FF 85 B CU 73 F SI 88 X CH 78 1-2 F9		B FF 90 X FF 92 1-0 F7		4	0	0	0	0	1	0
6 Ryan Howard, L (1, 3) OBP: 0.303, SLG: 0.374		B SI 87 S FF 86 B SI 88 S SI 89 X SI 90 2-2 G5-3		B FF 86 C CH 77 X CH 78 1-1 L9		B FC 84 B FF 87 S CH 78 F CH 78 F CU 74 X SI 89 2-2 G5-3		B CH 79 B CH 79 X FF 91 2-0 G4-3		4	0	0	0	0	0	0
3 Marlon Byrd, R (1, 9) OBP: 0.319, SLG: 0.481		F SI 89 F SI 90 S SI 88 0-3 K		C CH 78 B FC 84 F SI 88 S CU 72 1-3 K		F FC 84 X SI 88 0-1 HR			C CU 81 B FF 90 S SL 83 S SL 84 1-3 K	4	1	1	1	0	3	0
24 Grady Sizemore, L (1, 7) OBP: 0.311, SLG: 0.365		C SI 89 B FF 88 C SI 89 B SI 89 B FF 88 F SI 89 X SI 90 3-2 25 1B 2B		B SI 88 C CH 79 B CH 79 B FC 84 B CH 79 4-1 BB		C FC 84 B CH 79 X SI 89 1-1 1B			C SI 90 X SL 85 0-1 F9	3	1	2	0	1	0	0
51 Carlos Ruiz, R (1, 2) OBP: 0.372, SLG: 0.376		B SI 89 B SI 88 B SI 87 B SI 87 4-0 25 1B BB		C SI 88 C FC 81 B CU 72 1 SAFE 1 SAFE S SI 88 1-3 K		C SI 86 X SI 85 0-1 G5-3			B SL 84 F FF 91 X SL 85 1-1 F9	3	0	0	0	1	1	2
25 Cody Asche, L (1, 5) OBP: 0.302, SLG: 0.386		B FC 84 B SI 87 X SI 88 2-0 1-3 2-H 1B			C SI 85 X CH 76 0-1 27 SH2-4 2 1B		X SI 85 0-0 F9			3	0	2	1	0	0	0
27 Roberto Hernandez, R (1, 1) OBP: 0.056, SLG: 0.056 58 Jonathan Papelbon, R (9, 1)		B SI 88 C SI 88 F SI 89 1 SAFE F SI 89 F FC 87 X SI 89 1-2 G4-3			X SI 84 0-0 SH2-4 1-2		B SI 87 C SI 87 X SI 87 1-1 G4-3			2 0	0 0	0 0	0 0	0 0	0 0	2 0
Inning Stats	R: 0 E: 0 K: 1 S: 11 H: 0 LOB: 0 BB: 0 P: 14	R: 1 E: 0 K: 1 S: 16 H: 2 LOB: 2 BB: 1 P: 28	R: 0 E: 0 K: 0 S: 11 H: 0 LOB: 0 BB: 0 P: 13	R: 0 E: 0 K: 2 S: 9 H: 0 LOB: 1 BB: 1 P: 16	R: 0 E: 0 K: 1 S: 8 H: 2 LOB: 1 BB: 0 P: 10	R: 1 E: 0 K: 0 S: 14 H: 2 LOB: 1 BB: 0 P: 18	R: 0 E: 0 K: 0 S: 5 H: 0 LOB: 0 BB: 0 P: 7	R: 0 E: 0 K: 0 S: 3 H: 0 LOB: 0 BB: 0 P: 6	R: 0 E: 0 K: 1 S: 7 H: 0 LOB: 0 BB: 0 P: 9	1B: 4 2B: 1 3B: 0 HR: 1 SF: 0 SAC: 1 DP: 0 HBP: 0						

TOP

Philadelphia Phillies @ Washington Nationals
Nationals Park, Washington, DC
Fri Aug 01 2014, 7:07 PM - 9:35 PM EDT
Att. 28,410 - Cloudy - 79 F

livebaseballscorecards.com

AB	31
R	2
H	6
RBI	2
BB	2
SO	6
LOB	5

WP: 0 PA: 34
PB: 0
SB: 0
CS: 0

PITCHER		IP	WLS	BF	H	R	ER	SO	BB	IBB	HBP	BLK	WP	HR	S	P	ERA	WHIP
58 Doug Fister, R ERA: 2.68	(1, 1)	7.0	L	28	6	2	2	5	2	0	0	0	0	1	74	106	2.57	1.143
36 Tyler Clippard, R ERA: 1.76	(8, 1)	1.0		3	0	0	0	0	0	0	0	0	0	0	3	6	0.00	0.000
29 Rafael Soriano, R ERA: 1.91	(9, 1)	1.0		3	0	0	0	1	0	0	0	0	0	0	7	9	0.00	0.000

PITCHER		IP	WLS	BF	H	R	ER	SO	BB	IBB	HBP	BLK	WP	HR	S	P	ERA	WHIP

BOTTOM

Philadelphia Phillies @ Washington Nationals
Nationals Park, Washington, DC
Fri Aug 01 2014, 7:07 PM - 9:35 PM EDT
Att. 28,410 - Cloudy - 79 F

livebaseballscorecards.com

Batter	1	2	3	4	5	6	7	8	9	AB	R	H	RBI	BB	SO	LOB
2 Denard Span, L (1, 8) OBP: 0.348, SLG: 0.392	C SI 89 X CH 84 0-1 ① G4-3		B CH 83 C SI 90 B SI 92 C SI 90 X SI 91 2-2 ① G6-3		B SI 91 F SI 90 C SL 83 B CH 84 B SI 90 X SI 89 3-2 1B			X SI 90 0-0 ② L1		4	0	1	0	0	0	0
6 Anthony Rendon, R (1, 5) OBP: 0.335, SLG: 0.458	X SI 90 0-0 ② G6-3		C SI 90 B SI 92 B CH 85 X SL 84 2-1 28 G4-3 1B		B SI 88 1 SAFE 1 SAFE F SI 89 B SI 89 F SI 88 X CH 83 2-2 ③ F8			B CH 84 X CH 84 1-0 ③ F7		4	0	1	0	0	0	1
28 Jayson Werth, R (1, 9) OBP: 0.367, SLG: 0.434	C SI 90 B SI 90 C CH 84 S SI 91 1-3 ③ K		B CH 84 C SI 88 B SI 88 C SI 90 F CH 84 1 SAFE X SL 84 2-2 ② G4-3 1-2			X SI 89 0-0 ① L5			F FF 90 B FF 92 B FF 91 F FF 91 X FS 88 2-2 ① G6-3	4	0	0	0	0	1	1
25 Adam LaRoche, L (1, 3) OBP: 0.368, SLG: 0.431 8 Danny Espinosa, S (9, PR) OBP: 0.287, SLG: 0.354		F SI 90 X FF 91 0-1 E5 20 1B 1B	B SI 90 C CH 84 B SI 91 X CH 84 2-1 ③ G3-1			B SI 90 C CH 85 B SL 86 B SI 92 X SI 90 3-1 ② F8			B FF 92 C FS 87 X SI 92 1-1 20 1B 1B	4 0	1 0	2 0	0 0	0 0	0 0	1 0
20 Ian Desmond, R (1, 6) OBP: 0.302, SLG: 0.429		F SI 91 B SL 85 X SI 91 1-1 34 1B 1B 3-H		X SI 90 0-0 ① L4		B CH 84 B SI 91 C SI 89 X SI 89 2-1 ③ G5-3			C FS 88 X SL 81 0-1 1-2 1B	4	0	2	1	0	0	0
34 Bryce Harper, L (1, 7) OBP: 0.342, SLG: 0.379		S CH 83 1 SAFE L CH 83 B SI 91 X SI 90 1-2 3 L3 1-3 1B		S SL 84 S CH 82 B CH 84 F CH 82 B SL 84 X SI 91 2-2 ② G6-3			C CH 84 B SI 91 B SI 91 F CH 83 F SL 84 S SI 92 2-3 ① K		C FF 89 B FF 93 S FF 92 F FS 87 F SI 94 B FF 94 F FS 87 B FS 86 S FS 88 3-3 ② K	4	0	1	0	0	2	2
3 Asdrúbal Cabrera, S (1, 4) OBP: 0.302, SLG: 0.382		X CH 85 0-0 ①② L3 1-1		B FF 90 B SL 83 X SI 91 2-0 ③ L6			B SI 91 X SI 92 1-0 ② L7		F FS 88 C SI 93 S FF 93 0-3 ③ K	4	0	0	0	0	1	4
40 Wilson Ramos, R (1, 2) OBP: 0.337, SLG: 0.379		B FF 91 B SI 91 I IN 71 I IN 71 4-0 IBB			F SI 89 F SI 90 S CH 84 0-3 ① K		X SL 85 0-0 ③ G3			2	0	0	0	1	1	0
58 Doug Fister, L (1, 1) OBP: 0.038, SLG: 0.038 36 Tyler Clippard, R (8, 1) 15 Nate McLouth, L (8, PH) OBP: 0.280, SLG: 0.237 29 Rafael Soriano, R (9, 1)		F SI 90 S CH 83 B SI 90 X SI 91 1-2 ③ L7			C CH 83 X CH 84 0-1 ② G3			B SI 90 X SI 90 1-0 ① G3		2 0 1 0	0 0 0 0	0 0 0 0	0 0 0 0	0 0 0 0	0 0 0 0	2 0 0 0
Inning Stats	R: 0 E: 0 K: 1 S: 6 H: 0 LOB: 0 BB: 0 P: 7	R: 1 E: 1 K: 0 S: 11 H: 3 LOB: 2 BB: 1 P: 18	R: 0 E: 0 K: 0 S: 11 H: 1 LOB: 1 BB: 0 P: 19	R: 0 E: 0 K: 0 S: 6 H: 0 LOB: 0 BB: 0 P: 10	R: 0 E: 0 K: 1 S: 11 H: 1 LOB: 1 BB: 0 P: 16	R: 0 E: 0 K: 0 S: 5 H: 0 LOB: 0 BB: 0 P: 10	R: 0 E: 0 K: 1 S: 6 H: 0 LOB: 0 BB: 0 P: 9	R: 0 E: 0 K: 0 S: 3 H: 0 LOB: 0 BB: 0 P: 5	R: 0 E: 0 K: 2 S: 16 H: 2 LOB: 2 BB: 0 P: 22	1B: 7 2B: 1 3B: 0 HR: 0 SF: 0 SAC: 0 DP: 1 HBP: 0				WP: 0 PB: 0 SB: 0 CS: 0		PA: 34

PITCHER		IP	WLS	BF	H	R	ER	SO	BB	IBB	HBP	BLK	WP	HR	S	P	ERA	WHIP
27 Roberto Hernandez, R ERA: 3.87	(1, 1)	8.0	W	29	5	1	0	3	0	1	0	0	0	0	59	94	0.00	0.625
58 Jonathan Papelbon, R ERA: 1.75	(9, 1)	1.0	S	5	2	0	0	2	0	0	0	0	0	0	16	22	0.00	2.000

PITCHER	IP	WLS	BF	H	R	ER	SO	BB	IBB	HBP	BLK	WP	HR	S	P	ERA	WHIP

AB	33
R	1
H	7
RBI	1
BB	1
SO	5
LOB	11

Batter	1	2	3	4	5	6	7	8	9	AB	R	H	RBI	BB	SO	LOB
2 Ben Revere, L (1, 8) OBP: 0.325, SLG: 0.363	B FF 93 C FF 94 X FF 95 1-1 G5-3		B FF 94 X FF 95 1-0 1B		B FF 94 B FF 94 X FF 93 2-0 G1-3			C SI 90 F SI 90 S CU 74 0-3 K		4	0	1	0	0	1	0
11 Jimmy Rollins, S (1, 6) OBP: 0.323, SLG: 0.405 18 Darin Ruf, R (8, PH) OBP: 0.273, SLG: 0.296 (8, 5)	C FF 94 B FF 95 B FF 95 B FF 95 X FF 95 3-1 1B		S CU 79 1 SAFE F FF 94 B FF 94 1 SAFE S CU 79 1-3 K		C FF 93 B CU 79 F FF 94 S SL 87 1-3 K			C SI 92 C CH 85 B CH 86 X SI 92 1-2 L5		3 1	0 0	1 0	0 0	0 0	2 0	1 0
26 Chase Utley, L (1, 4) OBP: 0.348, SLG: 0.426 4 Andrés Blanco, S (8, 6) OBP: 0.400, SLG: 0.474	C FF 94 1 SAFE 1 SAFE S FF 94 X FF 95 0-2 F7		T FF 94 B FF 94 D CU 80 F FF 94 1 SAFE X FF 94 2-2 G3			C FF 93 F SL 88 B FF 94 S CU 81 1-3 K			F SI 98 B SI 97 X FF 97 1-1 24 1B 2B	3 1	0 0	0 1	0 0	0 0	1 0	2 0
6 Ryan Howard, L (1, 3) OBP: 0.300, SLG: 0.370	B FF 95 X FF 94 1-0 G3			S FF 92 S SL 86 X SL 86 0-2 G5-3		C SL 86 S FF 93 S FF 94 0-3 K			F SI 98 C SL 85 C SL 85 0-3 K	4	0	0	0	0	2	2
3 Marlon Byrd, R (1, 9) OBP: 0.320, SLG: 0.481		C FF 93 S SL 87 X SL 86 0-2 1B		X SL 88 0-0 24 1B 1B		B FF 94 S FF 94 F SL 87 F FF 94 F FF 95 F FF 96 S CU 82 1-3 K2-3			F SI 96 B SI 96 S SL 87 S SL 87 1-3 K	4	0	2	0	0	2	1
24 Grady Sizemore, L (1, 7) OBP: 0.314, SLG: 0.368		C FF 94 B FF 95 S FF 94 X FF 95 1-2 F8		B FF 93 X FF 94 1-0 1-2 1B			C FF 92 F SL 88 B CU 79 X FF 93 1-2 G3-1		F SI 95 X SL 86 0-1 51 D 2-3 1B	4	0	2	0	0	0	1
51 Carlos Ruiz, R (1, 2) OBP: 0.367, SLG: 0.370		X FF 95 0-0 L9		F FF 94 F SL 88 F FF 95 X CU 78 0-2 F7			C FF 92 B FF 93 C SL 87 B FF 92 F FF 92 F SL 87 B FF 92 X FF 92 3-2 G6-3		S SI 95 X SI 96 0-1 1-2 G5-3	4	0	0	0	0	0	5
25 Cody Asche, L (1, 5) OBP: 0.300, SLG: 0.383 56 Cesar Jimenez, L (4, 1) 43 Mario Hollands, L (7, 1) 59 Antonio Bastardo, R (8, 1)		C FF 94 S SL 88 F FF 94 B FF 95 F SL 88 C FF 94 1-3 K		X SL 88 0-0 F9			C FF 93 C FF 94 F FF 94 B FF 94 S SL 88 1-3 K			2 1 0 0	0 0 0 0	0 0 0 0	0 0 0 0	0 0 0 0	1 1 0 0	3 0 0 0
34 A.J. Burnett, R (1, 1) OBP: 0.188, SLG: 0.196 48 Phillippe Aumont, L (2, 1) 17 Reid Brignac, L (4, 5) OBP: 0.321, SLG: 0.373 (8, 4)			C FF 92 F FF 93 F CU 76 B FF 93 S SL 87 1-3 K		B FF 93 S FF 94 B FF 94 B FF 93 X FF 92 3-1 F7			X SI 91 0-0 G4-3		0 1 2	0 0 0	0 0 0	0 0 0	0 0 0	0 1 0	0 0 0
Inning Stats	R: 0 E: 0 K: 0 S: 8 H: 1 LOB: 1 BB: 0 P: 13	R: 0 E: 0 K: 1 S: 12 H: 1 LOB: 1 BB: 0 P: 14	R: 0 E: 0 K: 2 S: 11 H: 1 LOB: 1 BB: 0 P: 16	R: 0 E: 0 K: 0 S: 10 H: 2 LOB: 2 BB: 0 P: 11	R: 0 E: 0 K: 1 S: 6 H: 0 LOB: 0 BB: 0 P: 12	R: 0 E: 0 K: 3 S: 12 H: 0 LOB: 0 BB: 0 P: 14	R: 0 E: 0 K: 1 S: 12 H: 0 LOB: 0 BB: 0 P: 17	R: 0 E: 0 K: 1 S: 7 H: 0 LOB: 0 BB: 0 P: 8	R: 0 E: 0 K: 2 S: 12 H: 2 LOB: 2 BB: 0 P: 14	1B: 6 2B: 1 3B: 0 HR: 0 SF: 0 SAC: 0 DP: 0 HBP: 0						

TOP

Philadelphia Phillies @ Washington Nationals

Nationals Park, Washington, DC

Sat Aug 02 2014, 7:07 PM - 10:26 PM EDT

Att. 36,155 - Cloudy - 80 F

livebaseballscorecards.com

AB	34
R	0
H	7
RBI	0
BB	0
SO	11
LOB	15

WP: 0 PA: 34
PB: 0
SB: 0
CS: 0

PITCHER		IP	WLS	BF	H	R	ER	SO	BB	IBB	HBP	BLK	WP	HR	S	P	ERA	WHIP
27 Jordan Zimmermann, R ERA: 3.0	(1, 1)	7.0	W	26	5	0	0	8	0	0	0	0	0	0	71	97	0.00	0.714
13 Jerry Blevins, L ERA: 5.31	(8, 1)	1.0		3	0	0	0	1	0	0	0	0	0	0	7	8	0.00	0.000
64 Blake Treinen, R ERA: 2.23	(9, 1)	1.0		5	2	0	0	2	0	0	0	0	0	0	12	14	0.00	2.000

PITCHER	IP	WLS	BF	H	R	ER	SO	BB	IBB	HBP	BLK	WP	HR	S	P	ERA	WHIP

Batter	1	2	3	4	5	6	7	8	9	AB	R	H	RBI	BB	SO	LOB
2 Denard Span, L (1, 8) OBP: 0.349, SLG: 0.393	C SI 94 B SI 94 B SI 94 C KC 83 X FF 94 2-2 6 S 6 1B 1B	C SI 93 B KC 84 B KC 84 F SI 94 B KC 84 F KC 84 X SI 94 3-2 ② SF7 3-H		C CU 81 1-1 X SI 94 6 2B 28 1B 1B C 79 81 1-2 ③ R SI 84 X CH 79 G3		B SL 83 F FF 90 B FF 89 C SL 83 X FF 90 2-2 ③ L7				4	2	2	1	0	0	5
6 Anthony Rendon, R (1, 5) OBP: 0.338, SLG: 0.469	B FF 93 B KC 82 B SI 94 C SI 94 X SI 94 3-1 25 F8 25 S 1-H 1B	B KC 85 B SI 93 F SI 94 B SI 94 X SI 93 3-1 1-H 2-H HR		B SI 93 C SL 91 B SI 94 1 SAFE X SI 93 2-1 28 1B 25 2B 1-3 2B	C FF 88 B FF 88 B FF 89 X CH 80 2-1 ① G5-3		B FF 93 F FF 92 X FF 91 1-1 ① L9			5	2	3	4	0	0	0
28 Jayson Werth, R (1, 9) OBP: 0.366, SLG: 0.432 7 Scott Hairston, R (6, 7) OBP: 0.273, SLG: 0.360	X SI 93 0-0 ① L8	B SI 93 B SI 95 C SI 95 C SI 95 B SI 94 F SI 94 X SI 94 3-2 ③ G4-3		C SI 95 X CU 81 0-1 25 2B 20 SF8 2-3 3-H 1B	B FF 89 B FF 88 B FF 88 C FF 89 X FF 88 3-1 ② L9		C FF 91 B CH 82 F FF 93 S SL 80 1-3 ② K			4 1	1 0	1 0	1 0	0 1	0 0	1 0
25 Adam LaRoche, L (1, 3) OBP: 0.366, SLG: 0.431	1 SAFE B KC 84 B CH 87 C SI 94 B KC 81 F SI 94 X SI 94 3-2 ② F8 1-3		F SI 95 B CU 82 X SL 90 1-1 ① G4-3	X SI 94 0-0 3 3B 1-3 3-H 2B	F SL 82 F SL 82 B SL 81 X SL 82 1-2 ③ F7		C SL 83 B FC 90 S FF 92 F FF 93 B FF 90 S SL 83 2-3 ③ K			5	1	1	1	0	1	1
20 Ian Desmond, R (1, 6) OBP: 0.304, SLG: 0.429 19 Kevin Frandsen, R (6, PR) OBP: 0.292, SLG: 0.300 (7, 4)	X KC 83 0-0 ③ G6-3		B SI 95 S SL 90 B SI 94 B SI 95 4-1 34 S 34 1B BB	C SL 89 F SL 91 F SL 90 X CU 81 0-2 ① SF8 3-H		C SL 79 B FF 88 F FF 88 B FF 88 X CH 79 2-2 40 1B 1B		B FF 92 F FF 92 B SL 84 S SL 85 T FF 93 2-2 ① K		2 1	1 0	1 0	1 0	1 0	0 1	1 0
34 Bryce Harper, L (1, 7) OBP: 0.344, SLG: 0.376 (6, 9)		B KC 81 B KC 81 B FF 93 B SI 94 4-0 40 WP 3 E 2 SF7 BB	C SI 94 C SL 89 1 SAFE D CU 82 B SI 95 X SL 92 2-2 3 1B 1-H 1B	B SI 94 B CU 81 F SI 94 C SL 88 S CU 81 2-3 ② K		X SL 81 0-0 ① P5		S FF 92 B FF 92 C FF 93 B SL 85 C SL 84 2-3 ② K		4	1	1	1	1	2	2
3 Asdrúbal Cabrera, S (1, 4) OBP: 0.304, SLG: 0.388 (7, 6)		B SI 92 C FF 93 1 SAFE F SI 94 X KC 82 1-2 FC4 40 WP 6 HR 1-2	C CU 82 X SI 95 0-1 1-3 1B	B SL 89 B SL 89 S SI 94 B SI 94 F SI 94 X SI 94 3-2 40 1B 2-H 3B		C SL 79 F FF 88 B FF 87 X FF 89 1-2 ② F9		B FF 92 F FF 93 X FF 92 1-1 ③ G5-3		5	2	2	1	0	0	2
40 Wilson Ramos, R (1, 2) OBP: 0.340, SLG: 0.382		C KC 82 B KC 84 D KC 84 S KC 82 F KC 83 S SI 93 2-3 ① K 1-2 2-3	B SL 91 B SI 95 X SL 91 2-0 ② L4	F SI 94 X SI 93 0-1 27 1B 3-H 1B		F CH 80 B FF 89 F SL 80 B FF 89 F SL 79 X FF 89 2-2 27 BB 1-3 1B				4	0	2	1	0	1	4
27 Jordan Zimmermann, R (1, 1) OBP: 0.237, SLG: 0.200 13 Jerry Blevins, L (8, 1) 64 Blake Treinen, R (9, 1) OBP: 0.182, SLG: 0.100		S KC 80 B SI 93 B KC 82 B FF 94 T KC 83 B FF 93 4-2 6 HR BB	B SI 94 X SI 94 1-0 ③ F9	X FF 89 0-0 1-2 1B		B CH 78 F FF 88 B SL 80 S FF 88 B SL 81 F FF 90 B FF 88 4-2 1-2 BB				2 0 0	1 0 0	1 0 0	0 0 0	2 0 0	0 0 0	2 0 0
Inning Stats	R: 1 E: 0 K: 0 S: 10 H: 2 LOB: 1 BB: 0 P: 18	R: 4 E: 1 K: 1 S: 19 H: 1 LOB: 0 BB: 2 P: 39	R: 1 E: 0 K: 0 S: 10 H: 2 LOB: 2 BB: 1 P: 20	R: 5 E: 0 K: 1 S: 23 H: 7 LOB: 2 BB: 0 P: 32	R: 0 E: 0 K: 0 S: 7 H: 0 LOB: 0 BB: 0 P: 13	R: 0 E: 0 K: 0 S: 17 H: 2 LOB: 3 BB: 1 P: 28	R: 0 E: 0 K: 2 S: 9 H: 0 LOB: 0 BB: 0 P: 13	R: 0 E: 0 K: 2 S: 8 H: 0 LOB: 0 BB: 0 P: 13		1B: 10 2B: 2 3B: 1 HR: 1 SF: 2 SAC: 0 DP: 0 HBP: 0					

PITCHER		IP	WLS	BF	H	R	ER	SO	BB	IBB	HBP	BLK	WP	HR	S	P	ERA	WHIP
34 A.J. Burnett, R ERA: 4.16	(1, 1)	1.2	L	11	3	5	1	1	2	0	0	0	1	1	25	50	5.40	3.000
48 Phillippe Aumont, R ERA: 19.06	(2, 1)	2.0		15	8	6	6	1	1	0	0	0	0	0	33	54	27.00	4.500
56 Cesar Jimenez, L ERA:	(4, 1)	2.1		11	3	0	0	0	1	0	0	0	0	0	28	46	0.00	1.714
43 Mario Hollands, L ERA: 4.66	(7, 1)	1.0		3	0	0	0	2	0	0	0	0	0	0	9	13	0.00	0.000
59 Antonio Bastardo, L ERA: 4.05	(8, 1)	1.0		3	0	0	0	2	0	0	0	0	0	0	8	13	0.00	0.000

PITCHER	IP	WLS	BF	H	R	ER	SO	BB	IBB	HBP	BLK	WP	HR	S	P	ERA	WHIP

BOTTOM

Philadelphia Phillies @ Washington Nationals
Nationals Park, Washington, DC
Sat Aug 02 2014, 7:07 PM - 10:26 PM EDT
Att. 36,155 - Cloudy - 80 F

livebaseballscorecards.com

AB	37
R	11
H	14
RBI	11
BB	4
SO	6
LOB	18

WP: 1 PA: 43
PB: 0
SB: 3
CS: 0

Batter	1	2	3	4	5	6	7	8	9	AB	R	H	RBI	BB	SO	LOB
2 Ben Revere, L (1, 8) OBP: 0.322, SLG: 0.359	C FF 93 X FF 93 0-1 L7		B CH 86 X SI 93 1-0 L8			C CU 79 F CH 87 S CU 80 0-3 K		C CH 81 B CU 76 C FF 91 F CU 76 S CU 77 1-3 K		4	0	0	0	0	2	1
11 Jimmy Rollins, S (1, 6) OBP: 0.322, SLG: 0.403	C FF 94 B CH 88 B CH 87 C FF 94 F CU 80 F CH 88 F FF 95 S FF 95 2-3 K			C SI 94 C CH 87 B CH 87 F FF 95 X FF 95 1-2 6 S 1B		C CU 80 B FF 95 S CH 88 B CU 81 B CH 89 X CU 80 3-2 G4-3			B SI 89 B SI 91 C FF 90 B FF 92 X FF 91 3-1 L3	4	0	1	0	0	1	0
26 Chase Utley, L (1, 4) OBP: 0.345, SLG: 0.422	B FF 95 B FF 94 B FF 94 C FF 94 C FF 94 C CU 81 3-3 K			C CU 80 1 SAFE 1 SAFE F FF 94 B FF 93 X CH 86 1-2 L8		F FF 95 F FF 94 B CU 81 S CU 81 1-3 K			C FF 91 B SL 87 X FF 91 1-1 L3	4	0	0	0	0	2	1
6 Ryan Howard, L (1, 3) OBP: 0.297, SLG: 0.366		B FF 94 S CH 86 X FF 95 1-1 G4-3		1 SAFE C FF 93 C FF 94 S CH 87 0-3 K 1-2			X FF 95 0-0 F8		C FF 92 F SI 92 B SL 86 B SL 86 B SL 86 C FF 92 3-3 K	4	0	0	0	0	2	1
3 Marlon Byrd, R (1, 9) OBP: 0.320, SLG: 0.479		C FF 94 S CH 88 F CH 88 F FF 96 C FF 95 0-3 K		S CH 86 B FF 93 S CH 87 X CH 86 1-2 G5-3			B SI 94 B CH 88 B CU 80 B FF 95 4-0 21 S BB			2	0	0	0	1	1	1
24 Grady Sizemore, L (1, 7) OBP: 0.311, SLG: 0.363		C FF 94 B FF 94 S FF 94 B FF 95 S FF 94 2-3 K			C CU 78 F FF 94 S FF 94 0-3 K		S FF 94 1 SAFE C CU 80 B FF 95 S FF 95 1-3 K			3	0	0	0	0	3	1
21 Wil Nieves, R (1, 2) OBP: 0.286, SLG: 0.420			F FF 93 S CU 81 X FF 94 0-2 F8		B CU 79 B CH 88 X FF 94 2-0 F7		B SI 96 C CU 80 S CU 80 D CU 83 F CH 87 F FF 96 S CH 88 2-3 K 1-2			3	0	0	0	0	1	1
25 Cody Asche, L (1, 5) OBP: 0.303, SLG: 0.390			B FF 93 B CH 86 F FF 94 B CH 87 X FF 94 3-1 35 SH1-4 1B		B CU 78 C CU 78 X FF 95 1-1 2B			F FF 89 B CU 74 X FF 91 1-1 P5		3	0	2	0	0	0	0
35 Cole Hamels, L (1, 1) OBP: 0.190, SLG: 0.214 17 Reid Brignac, L (8, PH) OBP: 0.318, SLG: 0.368 53 Ken Giles, R (8, 1) 63 Jake Diekman, R (8, 1)			M FF 93 X FF 92 0-1 SH1-4 1-2		C FF 94 B FF 93 2 SAFE D CH 87 X FF 94 2-1 G4-3			S CH 79 F FF 90 B FS 82 B CH 79 F FF 91 B FF 92 S CH 80 3-3 K		1 1 0 0	0 0 0 0	0 0 0 0	0 0 0 0	0 1 0 0	0 0 0 0	1 0 0 0
Inning Stats	R: 0 E: 0 K: 2 S: 11 H: 0 LOB: 0 BB: 0 P: 16	R: 0 E: 0 K: 2 S: 10 H: 0 LOB: 0 BB: 0 P: 13	R: 0 E: 0 K: 0 S: 8 H: 1 LOB: 1 BB: 0 P: 12	R: 0 E: 0 K: 1 S: 13 H: 1 LOB: 1 BB: 0 P: 16	R: 0 E: 0 K: 1 S: 8 H: 1 LOB: 1 BB: 0 P: 13	R: 0 E: 0 K: 2 S: 9 H: 0 LOB: 0 BB: 0 P: 13	R: 0 E: 0 K: 2 S: 9 H: 0 LOB: 1 BB: 1 P: 16	R: 0 E: 0 K: 2 S: 10 H: 0 LOB: 0 BB: 0 P: 15	R: 0 E: 0 K: 1 S: 7 H: 0 LOB: 0 BB: 0 P: 14	1B: 2 2B: 1 3B: 0 HR: 0 SF: 0 SAC: 1 DP: 0 HBP: 0						

PITCHER		IP	WLS	BF	H	R	ER	SO	BB	IBB	HBP	BLK	WP	HR	S	P	ERA	WHIP
37 Stephen Strasburg, R ERA: 3.39	(1, 1)	7.0	W	25	3	0	0	10	1	0	0	0	0	0	68	99	0.00	0.571
36 Tyler Clippard, R ERA: 1.72	(8, 1)	1.0	H	3	0	0	0	2	0	0	0	0	0	0	10	15	0.00	0.000
29 Rafael Soriano, R ERA: 1.87	(9, 1)	1.0		3	0	0	0	1	0	0	0	0	0	0	7	14	0.00	0.000

PITCHER	IP	WLS	BF	H	R	ER	SO	BB	IBB	HBP	BLK	WP	HR	S	P	ERA	WHIP

TOP

Philadelphia Phillies @ Washington Nationals

Nationals Park, Washington, DC

Sun Aug 03 2014, 1:38 PM - 4:25 PM EDT

Att. 30,038 - Partly Cloudy - 82 F

livebaseballscorecards.com

AB	29
R	0
H	3
RBI	0
BB	1
SO	13
LOB	7

WP: 0 PB: 0 SB: 2 CS: 0 PA: 31

BOTTOM

Batter	1	2	3	4	5	6	7	8	9	AB	R	H	RBI	BB	SO	LOB
2 Denard Span, L (1, 8) OBP: 0.352, SLG: 0.395	B FF 90 X FF 90 1-0 F7 ①		C FF 92 B FC 89 F FF 92 X FF 92 1-2 2-H 1B			F FF 89 C FF 93 B FC 89 X FC 90 1-2 25 S 1B		C FF 95 B SL 86 B FF 96 B FF 95 B FF 95 4-1 6 2B BB		3	1	2	1	1	0	0
6 Anthony Rendon, R (1, 5) OBP: 0.338, SLG: 0.470	F FF 90 F FF 90 X FF 91 0-2 F8 ②		1 SAFE C SI 92 X SI 93 0-1 L9 ③			X FF 92 0-0 F9 ①		B FF 95 X FF 95 1-0 1-H 28 2B 2B		4	1	1	1	0	0	2
28 Jayson Werth, R (1, 9) OBP: 0.365, SLG: 0.433	B FF 91 B FF 91 F FF 92 C CH 83 B FF 91 S CH 84 3-3 K ③			F FF 91 F SI 92 X FF 90 0-2 L9 ①		1 SAFE 1 SAFE X CH 83 0-0 L7 ②		C SL 87 B SL 86 B FF 96 F SL 88 F SL 88 X FF 97 2-2 34 PB 34 WP 2-H 2B		4	1	1	1	0	1	1
25 Adam LaRoche, L (1, 3) OBP: 0.368, SLG: 0.428		X FF 90 0-0 G3 ①		B FF 89 C FF 93 F FF 93 X SI 92 1-2 P3 ②		B FF 87 F FC 89 B FF 93 B FC 88 T FF 92 B FF 93 4-2 1-3 BB		I IN 66 I IN 71 I IN 66 I IN 63 4-0 34 WP 34 PB IBB		2	0	0	0	2	0	0
20 Ian Desmond, R (1, 6) OBP: 0.301, SLG: 0.425		C FF 91 F FF 92 B SI 92 F FF 92 C FF 90 1-3 K ②		B FF 93 F FF 92 X FC 90 1-1 G5-3 ③		X FF 93 0-0 L9 ③		D SL 88 F SL 85 C FF 96 D SL 88 S FF 96 2-3 K ①		4	0	0	0	0	2	4
7 Scott Hairston, R (1, 7) OBP: 0.276, SLG: 0.358 34 Bryce Harper, L (8, 7) OBP: 0.342, SLG: 0.374		C FF 92 F FF 93 B FF 90 S FF 90 1-3 K ③			B FC 88 X FF 92 1-0 1B		F CH 82 B FF 92 X CH 84 1-1 F8 ①	S SL 83 S SL 84 B SI 97 F SL 84 F SI 97 F SI 98 B SL 88 F SI 97 S SL 85 2-3 K ② 1-3 2-H		3 1	0 0	1 0	0 0	0 1	1 1	0 1
3 Asdrúbal Cabrera, S (1, 4) OBP: 0.301, SLG: 0.384			C FF 92 S FC 89 X FF 92 0-2 G5-3 ①		B FF 92 C FF 92 X CH 85 1-1 F9 ①		S SI 90 S FF 90 F FF 92 X CH 84 0-2 F9 ②	B SI 97 F SI 97 S SI 97 B SI 98 S SL 87 2-3 K ③		4	0	0	0	0	1	2
59 Jose Lobaton, S (1, 2) OBP: 0.269, SLG: 0.291			C FF 91 F FF 92 F FF 92 X FC 88 0-2 E5 37 SH1-4 2 1B		F SI 93 D CH 83 B CH 84 C CH 86 S CH 85 2-3 K ②		X SI 91 0-0 1B			3	1	1	0	0	1	1
37 Stephen Strasburg, R (1, 1) OBP: 0.200, SLG: 0.114 19 Kevin Frandsen, R (7, PH) OBP: 0.290, SLG: 0.298 36 Tyler Clippard, R (8, 1) 29 Rafael Soriano, R (9, 1)			L FF 92 X FF 91 0-1 SH1-4 ② 1-2		C FF 92 B FF 90 F CH 86 S CH 86 1-3 K ③		F SI 93 S CH 86 F CH 85 F FF 90 S CH 84 0-3 K ③			1 1 0 0	0 0 0 0	0 0 0 0	0 0 0 0	0 0 0 0	1 1 0 0	1 1 0 0
Inning Stats	R: 0 E: 0 K: 1 S: 7 H: 0 LOB: 0 BB: 0 P: 11	R: 0 E: 0 K: 2 S: 8 H: 0 LOB: 0 BB: 0 P: 10	R: 1 E: 1 K: 0 S: 14 H: 1 LOB: 1 BB: 0 P: 15	R: 0 E: 0 K: 0 S: 8 H: 0 LOB: 0 BB: 0 P: 10	R: 0 E: 0 K: 2 S: 9 H: 1 LOB: 1 BB: 0 P: 14	R: 0 E: 0 K: 0 S: 8 H: 1 LOB: 2 BB: 1 P: 13	R: 0 E: 0 K: 1 S: 12 H: 1 LOB: 1 BB: 0 P: 13	R: 3 E: 0 K: 3 S: 19 H: 2 LOB: 1 BB: 2 P: 36		1B: 4 2B: 2 3B: 0 HR: 0	SF: 0 SAC: 1 DP: 0 HBP: 0			WP: 1 PB: 1 SB: 2 CS: 0	PA: 34	

PITCHER		IP	WLS	BF	H	R	ER	SO	BB	IBB	HBP	BLK	WP	HR	S	P	ERA	WHIP
35 Cole Hamels, L ERA: 2.42	(1, 1)	7.0	L	27	4	1	0	6	1	0	0	0	0	0	66	86	0.00	0.714
53 Ken Giles, R ERA: 1.71	(8, 1)	0.1		5	2	3	2	1	1	1	0	0	0	0	9	22	54.00	9.000
63 Jake Diekman, L ERA: 4.41	(8, 1)	0.2		2	0	0	0	2	0	0	0	0	1	0	10	14	0.00	0.000

PITCHER	IP	WLS	BF	H	R	ER	SO	BB	IBB	HBP	BLK	WP	HR	S	P	ERA	WHIP

Philadelphia Phillies @ Washington Nationals

Nationals Park, Washington, DC

Sun Aug 03 2014, 1:38 PM - 4:25 PM EDT

Att. 30,038 - Partly Cloudy - 82 F

livebaseballscorecards.com

AB	30
R	4
H	6
RBI	3
BB	3
SO	9
LOB	13

Baltimore Orioles @ Washington Nationals

Nationals Park, Washington, DC

Mon Aug 04 2014, 7:07 PM - 10:17 PM EDT

Att. 42,181 - Partly Cloudy - 87 F

TOP

livebaseballscorecards.com

Batter	1	2	3	4	5	6	7	8	9	AB	R	H	RBI	BB	SO	LOB
21 Nick Markakis, L (1, 9) OBP: 0.349, SLG: 0.404	B SI 90 C SI 91 X CH 82 1-1 ① G1-3		C CH 82 B SI 92 X CH 84 1-1 ② G5-3		C SI 92 X CU 76 0-1 HR		B FF 93 D SI 92 C SI 93 X SI 93 2-1 10 1B 13 1B 1-2 1B	C SI 92 B SL 87 X SI 91 1-1 ② L7		5	1	2	1	0	0	2
13 Manny Machado, R (1, 5) OBP: 0.318, SLG: 0.428	B SI 92 B SI 92 X SI 91 2-0 ② G5-3		C SI 92 B SL 83 X SL 82 1-1 E6		X SL 82 0-0 ③ L7		B FC 84 F SI 92 B SI 90 F KC 79 B SI 92 F SI 93 X SI 92 3-2 10 1B 1-2 2-3 1B	X CH 86 0-0 ③ P3		5	0	1	0	0	0	2
10 Adam Jones, R (1, 8) OBP: 0.310, SLG: 0.477	C SL 84 B SI 92 S SL 84 F SI 94 B SI 94 X SL 84 2-2 ③ L7		X SL 83 0-0 ③ F7			B SI 91 B SL 85 S SI 91 B SI 92 F SI 91 X SL 83 3-2 ① G6-3	B SI 92 F FC 84 X KC 79 1-1 23 G5-4-3 1-2 2-3 3-H 1B		F SL 87 B SI 92 S SI 92 S CU 76 1-3 ① K	5	0	1	1	0	1	1
23 Nelson Cruz, R (1, 7) OBP: 0.329, SLG: 0.513 35 Brad Brach, R (7, 1) 56 Darren O'Day, R (9, 1)		X SL 82 0-0 ① P3		B SI 90 X SI 90 1-0 ① G5-3		C SL 83 C SI 92 B SI 92 X SL 84 1-2 ② L8	B FC 86 F SI 92 S SI 91 F SI 91 F SI 92 F FC 86 X SI 92 1-2 ②③ G5-4-3 1-2f		S SI 91 S SI 91 B SI 91 X SI 91 1-2 ② L8	4 1 0	0 0 0	0 0 0	0 0 0	0 0 0	0 0 0	3 0 0
19 Chris Davis, L (1, 3) OBP: 0.306, SLG: 0.380		F SI 90 B SI 91 B SI 92 F CH 81 B SI 93 F SI 92 B CH 82 4-2 3 L8-4 2 1B BB	S CH 82 B SI 92 F SI 92 C SI 93 1-3 ② K		B SI 92 F SI 92 B SI 93 S CH 82 S CH 82 2-3 ③ K		B SI 92 F SI 92 B SI 93 B SI 92 X SI 91 3-1 3 PB 2 1B 36 1B 1B	C SI 92 S SI 92 C SI 92 0-3 ③ K	4	1	1	0	1	3	0
2 J.J. Hardy, R (1, 6) OBP: 0.311, SLG: 0.368		C SI 93 X SI 92 0-1 1-2 1B	B SI 93 C SI 92 B SL 83 B SL 83 F SI 92 F CH 82 X SI 93 3-2 1B				C SL 82 X SI 90 0-1 3 2B 2B	B SI 92 S SI 92 C SI 92 B SI 93 B FC 87 1 SAFE X SI 93 3-2 3 PB 1-2 36 1B 1B		4	2	4	0	0	0	0
3 Ryan Flaherty, L (1, 4) OBP: 0.270, SLG: 0.315		X SI 92 0-0 ②③ L8-4 2-2	F SI 92 B CU 74 X CH 82 1-1 ③ G4-3				X SI 92 0-0 36 SH5-4 27 1B 2-H 2B	B FC 88 X SI 92 1-0 ① G4-3 1-2 2-3		4	1	1	1	0	0	5
36 Caleb Joseph, R (1, 2) OBP: 0.283, SLG: 0.373			B SI 92 X SI 91 1-0 HR	C SI 92 C SL 83 F SL 82 F FF 94 B SL 83 F SL 84 F FF 92 X SI 93 1-2 ① G6-3			L SL 81 X SI 91 0-1 ① SH5-4 2-3	B FC 85 B FC 84 S FC 86 X FC 85 2-1 9 1B 2-H 3-H 1B		3	1	2	3	0	0	0
39 Kevin Gausman, L (1, 1) 27 Delmon Young, R (7, PH) OBP: 0.347, SLG: 0.458 9 David Lough, L (7, 7) OBP: 0.287, SLG: 0.323			F SI 91 B SI 92 C SI 91 X FF 91 1-2 ① L9	S SI 90 B SL 83 B SI 91 B SI 92 C SI 91 C FF 90 3-3 ② K			X SL 81 0-0 13 1B 21 1B 10 1B 3-H 1B	X SI 91 0-0 ① 1-2 1B		2 1 1	0 1 0	0 1 1	0 1 0	1 0 0	0 0 0	0 0 0
Inning Stats	R: 0 E: 0 K: 0 S: 7 H: 0 LOB: 0 BB: 0 P: 12	R: 0 E: 0 K: 0 S: 7 H: 1 LOB: 1 BB: 1 P: 11	R: 1 E: 1 K: 0 S: 9 H: 1 LOB: 1 BB: 0 P: 13	R: 0 E: 0 K: 1 S: 10 H: 1 LOB: 1 BB: 0 P: 16	R: 1 E: 0 K: 1 S: 13 H: 1 LOB: 0 BB: 0 P: 17	R: 0 E: 0 K: 1 S: 9 H: 0 LOB: 0 BB: 0 P: 15	R: 3 E: 0 K: 0 S: 20 H: 6 LOB: 2 BB: 0 P: 27	R: 2 E: 0 K: 0 S: 12 H: 4 LOB: 2 BB: 0 P: 22	R: 0 E: 0 K: 2 S: 9 H: 0 LOB: 0 BB: 0 P: 11	1B: 10 2B: 3 3B: 0 HR: 2 SF: 0 SAC: 1 DP: 2 HBP: 0						

	AB	39
	R	7
	H	14
	RBI	7
	BB	1
	SO	5
	LOB	13

WP: 0 PB: 1 SB: 0 CS: 0 PA: 41

PITCHER		IP	WLS	BF	H	R	ER	SO	BB	IBB	HBP	BLK	WP	HR	S	P	ERA	WHIP
57 Tanner Roark, R ERA: 2.94	(1, 1)	6.1	L	27	7	5	5	3	1	0	0	0	0	2	61	90	7.11	1.263
48 Ross Detwiler, L ERA: 3.6	(7, 1)	0.0		1	1	0	0	0	0	0	0	0	0	0	2	4	∞	∞
35 Craig Stammen, R ERA: 4.07	(7, 1)	1.0		8	6	2	2	0	0	0	0	0	0	0	21	35	18.00	6.000
13 Jerry Blevins, L ERA: 5.09	(8, 1)	1.2		5	0	0	0	2	0	0	0	0	0	0	12	15	0.00	0.000

PITCHER	IP	WLS	BF	H	R	ER	SO	BB	IBB	HBP	BLK	WP	HR	S	P	ERA	WHIP

Baltimore Orioles @ Washington Nationals

Nationals Park, Washington, DC

Mon Aug 04 2014, 7:07 PM - 10:17 PM EDT

Att. 42,181 - Partly Cloudy - 87 F

livebaseballscorecards.com

BOTTOM

Batter	1	2	3	4	5	6	7	8	9	AB	R	H	RBI	BB	SO	LOB
2 Denard Span, L (1, 8) OBP: 0.354, SLG: 0.399	B FF 93 B FF 92 B FF 93 C FF 91 C FF 94 X FF 92 3-2 ① P5		X FF 94 0-0 6 1B 28 SF8 2B		B FS 80 B FF 94 C FF 93 X FF 92 2-1 1B		C FF 94 X FF 94 0-1 ① L6			4	1	2	0	0	0	0
6 Anthony Rendon, R (1, 5) OBP: 0.337, SLG: 0.468	C FF 94 B FF 94 X FF 96 1-1 ② L7		B FF 92 X FS 83 1-0 20 FC6-4 2-3 1B		D FS 80 C FF 93 C FF 94 X FF 94 1-2 ① F9		B SL 86 B SL 84 X FF 94 2-0 ② P3			4	0	1	0	0	0	1
28 Jayson Werth, R (1, 9) OBP: 0.364, SLG: 0.432	B FF 97 C FF 94 B FF 97 F FF 95 X FF 97 2-2 25 1B 1B		D FS 83 B FF 97 D FF 98 X FF 96 3-0 ① SF8 3-H		C FF 94 B FS 84 B SL 79 X FF 95 2-1 ② F9		B FF 95 X FF 94 1-0 ③ L8			3	0	1	1	0	0	1
25 Adam LaRoche, L (1, 3) OBP: 0.366, SLG: 0.426	D FF 95 1 SAFE D FF 95 F FF 94 D FS 84 X FF 96 3-1 1-3 1B		1 SAFE C FF 91 B FF 95 X FF 95 1-1 ② F7		C FF 94 B FS 84 X CH 83 1-1 ③ F9			B FF 90 B FF 92 B FF 93 C FF 91 S FF 93 F FF 92 S FF 93 3-3 ① K		4	0	1	0	0	1	2
20 Ian Desmond, R (1, 6) OBP: 0.299, SLG: 0.421	S SL 81 S FF 96 D FF 97 C FF 97 0-3 ③ K		D CH 87 1 SAFE D SL 83 C FF 96 C FF 97 X FF 98 2-2 ③ FC6-4 1-2f			F FS 82 B FF 94 C FS 80 C FF 97 1-3 ① K		C FF 92 F SL 85 C FF 94 0-3 ② K		4	0	0	0	0	3	3
34 Bryce Harper, L (1, 7) OBP: 0.340, SLG: 0.367		F FF 95 B FF 96 S FS 83 F FF 96 X FF 96 1-2 ① G6-3		B FS 84 B FS 83 F FF 94 B FF 97 B FF 96 4-1 3 1B 40 G6-4-3 BB		B FF 96 B FF 95 F FS 81 F FS 82 B FF 97 X FF 96 3-2 ② G3		F FF 92 B FF 93 S FS 85 F FF 94 B FS 85 X SI 93 2-2 ③ L9		3	1	0	0	1	0	0
3 Asdrúbal Cabrera, S (1, 4) OBP: 0.303, SLG: 0.383		B FF 96 X FS 84 1-0 ② G4-3		B FF 94 C FF 95 D FF 95 1 SAFE D CH 86 F FF 94 X FF 96 3-2 40 G6-4-3 1-3 1B		B FF 94 B FF 95 F FF 95 B FS 81 B FF 95 4-1 40 1B BB			C SI 87 F SI 88 X FF 88 0-2 ① G3	3	0	1	0	1	0	0
40 Wilson Ramos, R (1, 2) OBP: 0.343, SLG: 0.400		X FF 95 0-0 HR		B FF 96 B SL 82 X FF 95 2-0 ① ② G6-4-3 1-2f 3-H		C FF 95 B FF 96 1 SAFE D FS 84 X FF 96 2-1 1-3 1B			X SI 88 0-0 ② G2-3	4	1	2	1	0	0	1
57 Tanner Roark, R (1, 1) OBP: 0.119, SLG: 0.119 48 Ross Detwiler, R (7, 1) 35 Craig Stammen, R (7, 1) OBP: 0.333, SLG: 0.500 13 Jerry Blevins, L (8, 1) 8 Danny Espinosa, S (9, PH) OBP: 0.286, SLG: 0.352		C FF 96 B FF 97 F SL 81 S FF 97 1-3 ③ K		B FF 96 B FF 95 C FF 94 B FF 95 C FF 91 F FF 93 X FF 95 3-2 G1-6-3		C FF 95 X FF 96 0-1 ③ G3			B FF 88 B SL 79 C SL 80 F FF 88 S FF 88 2-3 ③ K	3 0 0 0 1	0 0 0 0 0	0 0 0 0 0	0 0 0 0 0	1 0 0 0 0	2 0 0 0 1	2 0 0 0 0
Inning Stats	R: 0 E: 0 K: 1 S: 14 H: 2 LOB: 2 BB: 0 P: 23	R: 1 E: 0 K: 1 S: 9 H: 1 LOB: 0 BB: 0 P: 12	R: 1 E: 0 K: 0 S: 8 H: 2 LOB: 1 BB: 0 P: 15	R: 1 E: 0 K: 0 S: 9 H: 1 LOB: 0 BB: 1 P: 21	R: 0 E: 0 K: 0 S: 9 H: 1 LOB: 1 BB: 0 P: 15	R: 0 E: 0 K: 1 S: 11 H: 1 LOB: 2 BB: 1 P: 21	R: 0 E: 0 K: 0 S: 4 H: 0 LOB: 0 BB: 0 P: 7	R: 0 E: 0 K: 2 S: 11 H: 0 LOB: 0 BB: 0 P: 16	R: 0 E: 0 K: 1 S: 7 H: 0 LOB: 0 BB: 0 P: 9	1B: 6 2B: 1 3B: 0 HR: 1 SF: 1 SAC: 0 DP: 1 HBP: 0						

	AB	33
	R	3
	H	8
	RBI	2
	BB	2
	SO	6
	LOB	10

WP: 0 PB: 0 SB: 0 CS: 0 PA: 36

PITCHER		IP	WLS	BF	H	R	ER	SO	BB	IBB	HBP	BLK	WP	HR	S	P	ERA	WHIP
39 Kevin Gausman, R ERA: 3.77	(1, 1)	6.0	W	27	8	3	3	3	2	0	0	0	0	1	60	107	4.50	1.667
35 Brad Brach, R ERA: 2.98	(7, 1)	2.0	H	6	0	0	0	2	0	0	0	0	0	0	15	23	0.00	0.000
56 Darren O'Day, R ERA: 1.08	(9, 1)	1.0		3	0	0	0	1	0	0	0	0	0	0	7	9	0.00	0.000

PITCHER	IP	WLS	BF	H	R	ER	SO	BB	IBB	HBP	BLK	WP	HR	S	P	ERA	WHIP

New York Mets @ Washington Nationals

Nationals Park, Washington, DC

Tue Aug 05 2014, 7:07 PM - 10:18 PM EDT

Att. 40,686 - Partly Cloudy - 85 F

TOP

livebaseballscorecards.com

Batter	1	2	3	4	5	6	7	8	9	AB	R	H	RBI	BB	SO	LOB
12 Juan Lagares, R (1, 8) OBP: 0.316, SLG: 0.380	C SI 89 B CH 82 F SI 91 C FF 91 1-3 K ①	B CH 83 X SI 90 1-0 1-2 1B			C SI 92 X CH 84 0-1 G6-3 ②		B SL 81 F SL 81 H FF 93 2-1 28 1B 21 1B HBP	B SI 92 B SI 94 X SI 96 2-0 L9-2 ② ③ 3-H		4	1	1	0	0	1	2
28 Daniel Murphy, L (1, 4) OBP: 0.346, SLG: 0.436	F FF 92 B CU 78 B CU 78 X FF 91 2-1 5 1B 3B	C FF 91 B FF 92 X CU 76 1-1 F8 ③			B CU 78 B FF 93 B FF 91 C FF 92 B FF 90 4-1 BB		C SI 92 F SI 92 X CH 86 0-2 21 1B 1-3 2-H 3-H 1B		B SL 82 F SI 93 X SI 95 1-1 5 G5-4-3 1B	4	1	3	2	1	0	2
5 David Wright, R (1, 5) OBP: 0.329, SLG: 0.386	X CU 76 0-0 21 G3 21 S 3-H 1B		X SI 90 0-0 G5-3 ①		1 SAFE C CH 82 1 SAFE 1 SAFE X SI 90 0-1 F9 ③		1 SAFE F SI 92 F FF 93 B CH 86 S SL 82 1-3 K ②		B SI 92 S SI 93 B SI 94 C SI 94 F SI 94 X SI 93 2-2 G5-4-3 ① ② 1-2f	5	0	1	1	0	1	4
21 Lucas Duda, L (1, 3) OBP: 0.356, SLG: 0.503	C FF 92 F SI 92 1 SAFE B CU 76 X SI 91 1-2 G3 ② 1-3		C FF 92 F CU 76 B CU 78 X CU 78 1-2 G3 ②			B CU 75 F FF 91 C SI 90 B FF 92 B CU 78 F FF 92 X FF 93 3-2 F8 ①	1 SAFE B CH 86 X CH 85 1-0 1-3 3-H 1B		C SI 94 F SL 86 C SL 84 0-3 K ③	5	0	1	1	0	1	1
29 Eric Campbell, R (1, 7) OBP: 0.353, SLG: 0.402 3 Curtis Granderson, L (7, PH) OBP: 0.333, SLG: 0.397 (7, 9)	B FF 92 S FF 92 C SI 92 F CH 84 B CU 79 S FF 92 3-3 K ③		B CH 83 S CH 82 F FF 93 B FF 92 S CH 82 2-3 K ③			B CH 83 B FF 92 C SI 93 C CH 83 F FF 93 X FF 92 2-2 G6-3 ②	B SI 92 B CH 86 X SI 93 2-0 F9 ③			3	0	0	0	0	2	1
										1	0	0	0	0	0	2
7 Travis d'Arnaud, R (1, 2) OBP: 0.286, SLG: 0.363		X SI 89 0-0 11 G4-3 45 1B 2B		C CH 81 X CH 82 0-1 G6-3 ①		B SI 92 S CH 84 B CU 77 X CH 84 2-1 G6-3 ③		F SI 98 H SL 86 1-1 1 1B 9 1B HBP		3	2	1	0	0	0	0
1 Chris Young, R (1, 9) OBP: 0.285, SLG: 0.349 (7, 7)	C FF 91 F FF 92 C FF 92 0-3 K ①		B CH 82 X FF 91 1-0 G6-3 ②				C CH 82 F FF 91 B FF 91 F FF 93 F CU 78 B CH 83 B CH 83 F FF 93 B CH 85 4-2 45 SH5-4 11 1B 28 1B BB	X SI 96 0-0 9 1B 12 L9-2 1-2 1B		3	1	1	0	1	1	1
11 Rubén Tejada, R (1, 6) OBP: 0.348, SLG: 0.280		X SI 90 0-0 G4-3 ② 2-3		C FF 91 F CH 83 S FF 93 0-3 K ③			B CH 82 1 SAFE X SI 91 1-0 45 SH5-4 28 1B 1-2 1B	L SI 95 X SI 96 0-1 F8 ①		4	1	1	0	0	1	3
45 Zack Wheeler, L (1, 1) OBP: 0.108, SLG: 0.111 66 Josh Edgin, R (7, 1) 9 Kirk Nieuwenhuis, L (8, PH) OBP: 0.338, SLG: 0.517 27 Jeurys Familia, R (8, 1) OBP: 1.000, SLG: 1.000 61 Dana Eveland, L (9, 1)		X SI 90 0-0 12 1B 3-H 1B			C FF 90 F SI 89 B FF 92 B FF 92 C FF 93 2-3 K ①		B FF 93 B SI 91 L FF 92 X 2-1 SH5-4 ① 1-2 2-3	B SI 96 S SI 94 B SI 93 S SI 94 B SI 95 F SI 94 X SI 96 3-2 1-3 2-H 1B		2	0	1	1	0	1	0
										0	0	0	0	0	0	0
										1	0	1	1	0	0	0
										0	0	0	0	0	0	0
										0	0	0	0	0	0	0

	AB	35
	R	6
	H	11
	RBI	6
	BB	2
	SO	8
	LOB	16

Inning Stats																				
	R: 1	H: 2	R: 1	H: 3	R: 0	H: 0	R: 0	H: 0	R: 0	H: 0	R: 0	H: 0	R: 3	H: 3	R: 1	H: 2	R: 0	H: 1	1B: 9	SF: 0	WP: 0	PA: 40
	E: 0	LOB: 1	E: 0	LOB: 2	E: 0	LOB: 0	E: 0	LOB: 1	E: 0	LOB: 0	E: 0	LOB: 1	E: 0	LOB: 2	E: 0	LOB: 0	E: 0	LOB: 0	2B: 2	SAC: 1	PB: 0	
	K: 2	BB: 0	K: 1	BB: 0	K: 1	BB: 0	K: 1	BB: 1	K: 0	BB: 0	K: 1	BB: 1	K: 1	BB: 1	K: 0	BB: 0	K: 1	BB: 0	3B: 1	DP: 2	SB: 1	
	S: 12	P: 19	S: 9	P: 11	S: 7	P: 10	S: 6	P: 7	S: 8	P: 14	S: 10	P: 17	S: 17	P: 30	S: 9	P: 15	S: 9	P: 12	HR: 0	HBP: 2	CS: 0	

PITCHER		IP	WLS	BF	H	R	ER	SO	BB	IBB	HBP	BLK	WP	HR	S	P	ERA	WHIP
47 Gio González, L ERA: 4.01	(1, 1)	6.0	L	26	6	4	4	6	2	0	0	0	0	0	58	89	6.00	1.333
22 Drew Storen, R ERA: 1.73	(7, 1)	1.0		6	2	1	1	1	0	0	1	0	0	0	11	19	9.00	2.000
64 Blake Treinen, R ERA: 2.35	(8, 1)	2.0		8	3	1	1	1	0	0	1	0	0	0	18	27	4.50	1.500

PITCHER	IP	WLS	BF	H	R	ER	SO	BB	IBB	HBP	BLK	WP	HR	S	P	ERA	WHIP

Batter	1	2	3	4	5	6	7	8	9	AB	R	H	RBI	BB	SO	LOB
2 Denard Span, L (1, 8) OBP: 0.353, SLG: 0.397	C FF 96 C SI 95 F FF 97 X CH 91 0-2 G4-3 ①		C CH 90 X FF 97 0-1 28 G6-4-3 6 1B 1B		X SI 95 0-0 G3 ②		B SL 87 B SL 88 B FF 94 C FF 91 X FF 93 3-1 F8 ③			4	0	1	0	0	0	1
6 Anthony Rendon, R (1, 5) OBP: 0.336, SLG: 0.466	B FF 97 B SI 97 C FF 98 B SI 97 X FF 98 3-1 G4-3 ②		B FF 96 X SI 94 1-0 28 G6-4-3 1-2 1B		B FF 96 C FC 90 B FC 89 C SI 96 C CU 80 2-3 K ③			B FF 97 X SI 95 1-0 G6-3 ①		4	0	1	0	0	1	0
28 Jayson Werth, R (1, 9) OBP: 0.363, SLG: 0.432	C FF 98 B SI 97 B CU 81 X SI 97 2-1 G6-3 ③		B SI 95 B SI 95 B FF 97 C SI 95 X SI 96 3-1 G6-4-3 ① ② 1-2f 2-3			X FC 90 0-0 25 1B 2B		C SI 96 B SL 88 X SL 87 1-1 G5-3 ②		4	0	1	0	0	0	2
25 Adam LaRoche, L (1, 3) OBP: 0.373, SLG: 0.432		S FF 95 B SI 96 B CU 78 C CU 79 B SI 97 F SI 98 B FF 97 4-2 3 BB 20 BB 59 WP BB	B CU 79 C FF 96 B FF 96 B FC 90 B FF 96 4-1 BB			C FF 97 B FF 96 X FF 96 1-1 2-H 1B ①		C SI 96 C SI 96 B SL 89 B SL 87 B SI 98 F SI 96 X SI 98 3-2 2B		2	1	2	0	2	0	0
20 Ian Desmond, R (1, 6) OBP: 0.298, SLG: 0.418		B FC 88 C FC 89 F SI 97 B SI 98 B SI 98 B SI 97 4-2 59 WP 3 BB 1-2 BB	S SI 96 F FF 96 F SI 96 B CU 79 X CU 79 1-2 G1-3 ③			C SI 96 F FF 96 T FC 90 0-2 K ②		B SI 97 D SL 88 B SI 97 C SI 96 F SI 96 X SL 88 3-2 G1-3 ③		3	0	0	0	1	1	4
34 Bryce Harper, L (1, 7) OBP: 0.333, SLG: 0.359		S SI 97 F FF 98 B FC 92 C SI 97 1-3 K ①		B CU 78 F CH 89 S SI 96 B FF 97 T FF 96 2-2 K ①	S SI 95 X FF 96 0-1 F7 ③				F SI 92 B SI 93 C SL 84 B SL 84 F SL 86 S SL 85 2-3 K ①	4	0	0	0	0	3	3
3 Asdrúbal Cabrera, S (1, 4) OBP: 0.304, SLG: 0.383		D CU 79 D CU 78 F FF 96 B FF 96 S FF 97 B FF 96 4-2 59 1B 59 WP 1-2 2-3 BB	B CU 78 S CH 90 F SI 96 F FF 96 B CU 80 X CH 90 2-2 G4-3 ②				C SI 95 F SI 95 B SI 94 F SI 96 F FC 90 B CH 89 X CH 89 2-2 21 G6-4-3 59 1B 1B		C SL 85 S SL 82 B SL 85 S SI 93 1-3 K ②	3	0	1	0	1	1	0
59 Jose Lobaton, S (1, 2) OBP: 0.274, SLG: 0.296		B FF 97 X FF 98 1-0 1-3 2-3 3-H 1B ②	B FF 97 X SI 97 1-0 F8 ③				X SI 95 0-0 21 G6-4-3 1-2 1B		B SL 85 X SI 92 1-0 G6-3 ③	4	0	2	0	0	0	0
47 Gio González, R (1, 1) OBP: 0.107, SLG: 0.214 22 Drew Storen, S (7, 1) 21 Steven Souza Jr., R (7, PH) OBP: 0.200, SLG: 0.111 64 Blake Treinen, R (8, 1) OBP: 0.182, SLG: 0.100		B FC 90 B FF 97 C FF 97 S FF 96 F SI 96 B FF 98 F FF 97 X FF 98 3-2 F8 ③			C FC 89 B CU 77 F SI 96 S CU 79 1-3 K ①		B FC 89 S FC 90 F FC 89 X FF 97 1-2 G6-4-3 ① ② 1-2f 2-3			2 0 1 0	0 0 0 0	0 0 0 0	0 0 0 0	1 0 0 0	0 0 0 0	2 0 2 0
Inning Stats	R: 0 E: 0 K: 0 S: 8 H: 0 LOB: 0 BB: 0 P: 13	R: 1 E: 0 K: 1 S: 16 H: 1 LOB: 2 BB: 3 P: 33	R: 0 E: 0 K: 0 S: 10 H: 2 LOB: 2 BB: 1 P: 19	R: 0 E: 0 K: 1 S: 8 H: 0 LOB: 0 BB: 0 P: 13	R: 0 E: 0 K: 2 S: 7 H: 0 LOB: 0 BB: 0 P: 10	R: 0 E: 0 K: 1 S: 8 H: 2 LOB: 1 BB: 0 P: 9	R: 0 E: 0 K: 0 S: 11 H: 2 LOB: 1 BB: 0 P: 17	R: 0 E: 0 K: 0 S: 10 H: 1 LOB: 1 BB: 0 P: 18	R: 0 E: 0 K: 2 S: 8 H: 0 LOB: 0 BB: 0 P: 12	1B: 6 2B: 2 3B: 0 HR: 0 SF: 0 SAC: 0 DP: 2 HBP: 0				WP: 1 PB: 0 SB: 0 CS: 0	PA: 35	

PITCHER		IP	WLS	BF	H	R	ER	SO	BB	IBB	HBP	BLK	WP	HR	S	P	ERA	WHIP
45 Zack Wheeler, R ERA: 3.48	(1, 1)	6.2	W	27	7	1	1	5	4	0	0	0	1	0	66	109	1.35	1.650
66 Josh Edgin, L ERA: 1.86	(7, 1)	0.1		1	0	0	0	0	0	0	0	0	0	0	2	5	0.00	0.000
27 Jeurys Familia, R ERA: 1.93	(8, 1)	1.0		4	1	0	0	0	0	0	0	0	0	0	10	18	0.00	1.000
61 Dana Eveland, L ERA: 2.18	(9, 1)	1.0		3	0	0	0	2	0	0	0	0	0	0	8	12	0.00	0.000

PITCHER	IP	WLS	BF	H	R	ER	SO	BB	IBB	HBP	BLK	WP	HR	S	P	ERA	WHIP

BOTTOM

New York Mets @ Washington Nationals

Nationals Park, Washington, DC

Tue Aug 05 2014, 7:07 PM - 10:18 PM EDT

Att. 40,686 - Partly Cloudy - 85 F

livebaseballscorecards.com

AB	31
R	1
H	8
RBI	0
BB	4
SO	7
LOB	14

Batter	1	2	3	4	5	6	7	8	9	AB	R	H	RBI	BB	SO	LOB
3 Curtis Granderson, L (1, 9) OBP: 0.333, SLG: 0.395	C SI 86 B FF 86 C SI 87 X FF 87 1-2 ① F9			C SI 86 X CH 79 0-1 ① L5		C SI 87 X CU 73 0-1 28 1B 1B		C FF 95 F FF 96 F FF 97 F FF 95 X FF 97 0-2 ② F7		4	0	1	0	0	0	2
28 Daniel Murphy, L (1, 4) OBP: 0.347, SLG: 0.437	X SI 87 0-0 ② G4-3			C SI 88 B SI 85 F CH 79 B FF 87 C SI 89 2-3 ② K		1 SAFE B CH 76 F SI 78 X FF 86 1-1 5 G5-4-3 1B 1-2		C FF 96 C FF 96 F SL 84 B FF 96 F FF 96 F FC 90 B FF 96 X SL 84 2-2 5 FC6-4 1B 1-2 2-H		4	0	2	1	0	1	0
5 David Wright, R (1, 5) OBP: 0.328, SLG: 0.385	C SI 88 F SI 89 B SI 89 C SI 89 1-3 ③ K			B FC 85 B SI 88 X CH 81 2-0 21 1B 1B		F SI 89 B SI 88 F SI 88 F SI 88 B CU 73 F SI 89 X SI 89 2-2 ②③ G5-4-3 1-2f		S FF 96 F FC 90 X FC 91 0-2 ③ FC6-4 1-2f		4	0	1	0	0	1	4
21 Lucas Duda, L (1, 3) OBP: 0.358, SLG: 0.503		B SI 86 C CH 78 B SI 85 X SI 88 2-1 7 G5-4-3 1B		C SI 88 1 SAFE S CU 72 B FF 87 1 SAFE X CU 73 1-2 7 FC4 1B 1-2			X CU 72 0-0 ① G1-3		B FF 94 C FF 94 S FF 93 F SL 79 B SI 94 S SI 94 2-3 ① K	4	0	2	0	0	1	0
7 Travis d'Arnaud, R (1, 2) OBP: 0.286, SLG: 0.361		C SI 86 X FC 85 0-1 ①② G5-4-3 1-2f		B CH 80 F SI 89 B SI 88 C SI 82 X SI 89 2-2 ③ FC4 1-2f			C SI 88 B CH 79 B FC 86 X SI 89 2-1 ② F7		C SI 93 X CH 83 0-1 1B	4	0	1	0	0	0	3
9 Kirk Nieuwenhuis, L (1, 7) OBP: 0.324, SLG: 0.492 1 Chris Young, R (9, PH) OBP: 0.284, SLG: 0.348		C SI 88 B FF 88 F FF 87 B SI 88 S SI 89 2-3 ③ K			S CH 80 X CH 78 0-1 ① G3-1		C CH 80 S FF 87 B SI 89 B SI 89 X CH 79 2-2 ③ G3-1		F SI 94 B FF 95 X SI 92 1-1 ② F9	3 1	0 0	0 0	0 0	0 0	1 0	0 1
12 Juan Lagares, R (1, 8) OBP: 0.315, SLG: 0.379			F SI 87 X SI 88 0-1 ① G4-3		C SI 87 B FC 85 B SI 88 F SI 82 B CU 75 S SI 90 3-3 ② K			B CH 79 C SI 86 F SI 86 B SI 86 X SI 88 2-2 11 E 28 1B 1B	B FF 95 C SI 93 B SL 79 X SI 93 2-1 ③ F9	4	1	1	0	0	1	1
11 Rubén Tejada, R (1, 6) OBP: 0.345, SLG: 0.277			C SI 87 F SI 88 B SI 88 B SI 89 F CH 81 C SI 89 2-3 ② K	C SI 90 B CU 75 C CU 73 X SI 90 1-2 ③ G6-3				S SI 87 X SI 87 0-1 FC5 28 1B 1-2		3	0	0	0	0	1	1
49 Jonathon Niese, L (1, 1) OBP: 0.158, SLG: 0.061 44 Buddy Carlyle, L (7, 1) 29 Eric Campbell, R (8, PH) OBP: 0.351, SLG: 0.398 52 Carlos Torres, R (8, 1)			C SI 87 B SI 88 F SI 89 B FF 86 B SI 89 X SI 90 3-2 ③ G4-3			C SI 86 B SI 86 F SI 88 C SI 88 1-3 ① K		S SI 87 F SI 88 C SI 89 0-3 ① K		2 0 1 0	0 0 0 0	0 0 0 0	0 0 0 0	0 0 0 0	1 0 1 0	0 0 2 0
Inning Stats	R: 0 E: 0 K: 1 S: 7 H: 0 LOB: 0 BB: 0 P: 9	R: 0 E: 0 K: 1 S: 7 H: 1 LOB: 0 BB: 0 P: 11	R: 0 E: 0 K: 1 S: 9 H: 0 LOB: 0 BB: 0 P: 14	R: 0 E: 0 K: 1 S: 12 H: 2 LOB: 2 BB: 0 P: 19	R: 0 E: 0 K: 1 S: 8 H: 0 LOB: 0 BB: 0 P: 12	R: 0 E: 0 K: 1 S: 12 H: 2 LOB: 1 BB: 0 P: 16	R: 0 E: 0 K: 0 S: 6 H: 0 LOB: 0 BB: 0 P: 10	R: 1 E: 1 K: 1 S: 22 H: 2 LOB: 2 BB: 0 P: 26	R: 0 E: 0 K: 1 S: 10 H: 1 LOB: 1 BB: 0 P: 15	1B: 8 2B: 0 3B: 0 HR: 0 SF: 0 SAC: 0 DP: 2 HBP: 0						

PITCHER		IP	WLS	BF	H	R	ER	SO	BB	IBB	HBP	BLK	WP	HR	S	P	ERA	WHIP
58 Doug Fister, R ERA: 2.49	(1, 1)	7.1	W	27	6	1	0	7	0	0	0	0	0	0	69	101	0.00	0.818
46 Matt Thornton, L ERA: 2.49	(8, 1)	0.2		3	1	0	0	0	0	0	0	0	0	0	14	16	0.00	1.500
48 Ross Detwiler, L ERA: 3.52	(9, 1)	1.0		4	1	0	0	1	0	0	0	0	0	0	10	15	0.00	1.000

PITCHER	IP	WLS	BF	H	R	ER	SO	BB	IBB	HBP	BLK	WP	HR	S	P	ERA	WHIP

TOP

New York Mets @ Washington Nationals

Nationals Park, Washington, DC

Wed Aug 06 2014, 7:07 PM - 9:37 PM EDT

Att. 26,701 - Partly Cloudy - 80 F

livebaseballscorecards.com

AB	34
R	1
H	8
RBI	1
BB	0
SO	8
LOB	14

WP: 0	PA: 34								
PB: 0									
SB: 0									
CS: 0									

BOTTOM

New York Mets @ Washington Nationals

Nationals Park, Washington, DC

Wed Aug 06 2014, 7:07 PM - 9:37 PM EDT

Att. 26,701 - Partly Cloudy - 80 F

livebaseballscorecards.com

Batter	1	2	3	4	5	6	7	8	9	AB	R	H	RBI	BB	SO	LOB
2 Denard Span, L (1, 8) OBP: 0.352, SLG: 0.396	C FF 90 X SI 89 0-1 G4-3 ①		B CU 72 C FF 89 X SI 90 1-1 6 G6-4-3 1B		B CU 73 C SI 88 C CH 83 F FF 89 X CU 76 1-2 G6-3 ②		C SI 87 B SI 89 X CH 80 1-1 G4-3 ①			4	0	1	0	0	0	0
6 Anthony Rendon, R (1, 5) OBP: 0.337, SLG: 0.470	B FF 90 X FF 89 1-0 28 1B 2B		B FC 89 B SI 90 C CH 82 1 SAFE B SI 89 X FF 89 3-1 ① ② G6-4-3 1-2f		F CU 72 S FF 85 X CU 69 0-2 2B		C FF 91 C FF 91 F FF 92 B FF 92 X SL 86 1-2 ② F8			4	1	2	0	0	0	1
28 Jayson Werth, R (1, 9) OBP: 0.365, SLG: 0.433 21 Steven Souza Jr., R (7, 9) OBP: 0.182, SLG: 0.100	C FC 88 X CU 73 0-1 25 HR 2-H 1B		B FC 87 B CH 82 B FC 88 B FF 90 4-0 BB		C CH 82 D CH 83 B FC 87 C SI 89 X FC 88 2-2 ③ G4-3		F SL 84 B FF 91 F SI 88 B CU 77 F FF 91 X SI 91 2-2 ③ F8			2 1	1 0	1 0	1 0	1 0	0 0	1 0
25 Adam LaRoche, L (1, 3) OBP: 0.374, SLG: 0.451	C SI 90 B FC 89 B SI 90 X FC 88 2-1 1-H HR		C SI 89 B SI 90 F SI 88 F FF 92 X CH 84 1-2 ③ G3			X FF 87 0-0 ① P6		B FF 92 F SI 90 B CH 84 F FF 93 X CH 84 2-2 HR		4	2	2	3	0	0	1
20 Ian Desmond, R (1, 6) OBP: 0.298, SLG: 0.416	F SI 90 B FF 91 X CH 84 1-1 ② L8			B CU 71 B CH 82 B FF 87 C FF 89 F FF 90 F FF 92 X FF 91 3-2 ① L9		X FF 89 0-0 34 S 8 HR 1B		X FF 92 0-0 ① G5-3		4	1	1	0	0	0	0
34 Bryce Harper, L (1, 7) OBP: 0.337, SLG: 0.359	S FF 90 B SI 91 B CU 75 C SI 90 B FC 89 X FF 92 3-2 ③ G3			B FF 90 F FF 90 B FF 89 S FF 91 X FF 91 2-2 1B		B SI 87 B SI 88 B FC 87 C FC 88 C SI 88 B FC 88 4-2 8 HR 1-2 BB		B CU 79 C FF 94 S FF 94 S CU 82 1-3 ② K		3	1	1	0	1	1	0
8 Danny Espinosa, S (1, 4) OBP: 0.285, SLG: 0.361		F SI 88 S FF 89 S FF 90 0-3 ① K		X CH 83 0-0 ② F8		S FF 88 B FC 89 X CH 81 1-1 1-H 2-H HR		B FC 91 F FF 92 S CU 80 F CU 81 B SI 94 F FF 93 S CU 82 2-3 ③ K		4	1	1	3	0	2	1
59 Jose Lobaton, S (1, 2) OBP: 0.270, SLG: 0.291		B SI 89 F CH 83 B CH 83 X FF 90 2-1 ② G4-3		D CH 84 X CH 82 1-0 ③ F8		C FF 90 F FF 90 F CU 75 X CH 83 0-2 ② L9				3	0	0	0	0	0	1
58 Doug Fister, L (1, 1) OBP: 0.034, SLG: 0.034 46 Matt Thornton, L (8, 1) 48 Ross Detwiler, R (9, 1)		C FF 89 B FF 91 S FF 90 F FF 92 X CU 75 1-2 ③ G6-3			C FF 87 F FF 86 B SI 88 F SI 89 F CH 82 B FF 90 F FF 90 S FF 90 2-3 ① K	F FF 88 S CU 74 X CU 74 0-2 ③ G3				3 0 0	0 0 0	0 0 0	0 0 0	1 0 0	0 0 0	0 0 0
Inning Stats	R: 3 E: 0 K: 0 S: 12 H: 3 LOB: 0 BB: 0 P: 19	R: 0 E: 0 K: 1 S: 9 H: 0 LOB: 0 BB: 0 P: 12	R: 0 E: 0 K: 0 S: 8 H: 1 LOB: 1 BB: 1 P: 17	R: 0 E: 0 K: 0 S: 9 H: 1 LOB: 1 BB: 0 P: 15	R: 0 E: 0 K: 1 S: 16 H: 1 LOB: 1 BB: 0 P: 21	R: 3 E: 0 K: 0 S: 13 H: 2 LOB: 0 BB: 1 P: 18	R: 0 E: 0 K: 0 S: 10 H: 0 LOB: 0 BB: 0 P: 14	R: 1 E: 0 K: 2 S: 12 H: 1 LOB: 0 BB: 0 P: 17		1B: 4 2B: 2 3B: 0 HR: 3 SF: 0 SAC: 0 DP: 1 HBP: 0				WP: 0 PB: 0 SB: 1 CS: 0 PA: 34		

	AB	32
	R	7
	H	9
	RBI	7
	BB	2
	SO	4
	LOB	5

PITCHER		IP	WLS	BF	H	R	ER	SO	BB	IBB	HBP	BLK	WP	HR	S	P	ERA	WHIP
49 Jonathon Niese, L ERA: 3.51	(1, 1)	6.0	L	27	8	6	6	2	2	0	0	0	0	2	67	102	9.00	1.667
44 Buddy Carlyle, R ERA: 0.77	(7, 1)	1.0		3	0	0	0	0	0	0	0	0	0	0	10	14	0.00	0.000
52 Carlos Torres, R ERA: 3.34	(8, 1)	1.0		4	1	1	1	2	0	0	0	0	0	1	12	17	9.00	1.000

PITCHER	IP	WLS	BF	H	R	ER	SO	BB	IBB	HBP	BLK	WP	HR	S	P	ERA	WHIP

Batter	1	2	3	4	5	6	7	8	9	10	11	12	13	AB	R	H	RBI	BB	SO	LOB
3 Curtis Granderson, L (1, 9) OBP: 0.330, SLG: 0.392	X FF 93 0-0 G3-1		C CU 80 B FF 94 B FF 94 C CU 80 S SL 88 2-3 K			B CU 77 X FF 94 1-0 G3	D FF 94 C CH 86 B SL 82 C CH 86 F SL 82 X SI 94 2-2 2-H 1B			C FF 96 B FF 96 F FF 97 X FC 90 1-2 F7			B SI 91 X SI 92 1-0 G4-3	6	0	1	1	0	1	1
28 Daniel Murphy, L (1, 4) OBP: 0.349, SLG: 0.440	B FF 94 C FF 93 F FF 94 B FF 94 F FF 96 X CU 80 2-2 1B		C FF 94 X FF 95 0-1 2-H 2B			C FF 93 X CH 86 0-1 5 FC4-6 1B	B SI 92 F SI 92 F SI 92 1 SAFE 1 SAFE B CU 74 F SI 92 F CU 74 X SI 91 2-2 G4-3			F FF 96 C FF 96 C FF 96 0-3			C SI 92 B SI 92 X KC 79 1-1 G4-3	6	0	3	1	0	1	1
5 David Wright, R (1, 5) OBP: 0.326, SLG: 0.384	C FF 94 B FF 94 1 SAFE F FF 95 B FF 95 F FF 94 S SL 88 2-3 K		B SL 88 C SL 88 X FF 95 1-1 F9			C FF 94 T FF 94 X FF 94 0-2 FC4-6 21 1B 1-2f		C FF 91 X FF 92 0-1 P3			B SI 93 X SI 93 1-0 L8		S FC 86 B FC 88 X SI 92 1-1 2B	6	0	1	0	0	1	3
21 Lucas Duda, L (1, 3) OBP: 0.358, SLG: 0.499	B FF 94 C FF 95 B FF 94 X FF 94 2-1 F9			B CU 78 C CU 77 S SL 88 T SL 85 1-2 K		1 SAFE C CU 79 X FF 94 0-1 1-3 1B		B CU 74 X CH 80 1-0 F8			C KC 80 S SI 92 B FC 88 B FC 89 F KC 81 S SI 92 2-3 K		I I I I 4-0 IBB	5	0	1	0	1	2	1
12 Juan Lagares, R (1, 8) OBP: 0.311, SLG: 0.373 27 Jeurys Familia, R (8, 1) OBP: 1.000, SLG: 1.000 61 Dana Eveland, L (9, 1) 29 Eric Campbell, R (10, 7) OBP: 0.346, SLG: 0.392		C SL 86 X FF 94 0-1 P4		C FF 94 X SL 87 0-1 G6-3		C SL 86 F FF 95 F FF 94 S FF 94 0-3 K		L FF 92 S CH 80 B FS 82 F FF 91 F FS 82 S CH 81 1-3 K			B SI 93 F SI 93 X SI 94 1-1 G6-3		F FC 84 F SI 92 B SI 92 F SI 92 F SI 94 X SI 93 1-2 G1-3	4	0	0	0	0	2	2
														0	0	0	0	0	0	0
														0	0	0	0	0	0	0
														2	0	0	0	0	0	2
4 Wilmer Flores, R (1, 6) OBP: 0.257, SLG: 0.307		B FF 94 B FF 94 B FF 94 C FF 95 F FF 94 X FF 94 3-2 G6-3		C SL 87 S FF 95 X FF 95 0-2 P3			C FF 93 F FF 93 B SL 88 X SL 88 1-2 22 WP 9 1B 22 SF9 1B		C FF 89 X FF 91 0-1 P3			B SI 92 C SI 93 C F SI 93 X SI 94 1-2 F7		5	1	1	0	0	0	0
20 Anthony Recker, R (1, 2) OBP: 0.224, SLG: 0.304		C FF 94 C SL 88 B FF 94 F SL 88 B FF 94 F FF 94 F FF 95 S CU 81 2-3 K2-3			X SL 87 0-0 F8		X FF 93 0-0 F8		S FF 91 S SL 86 B FF 92 S SL 86 1-3 K			B KC 81 C FC 88 B FF 94 S FC 87 S SI 94 2-3 K		5	0	0	0	0	3	1
48 Jacob deGrom, L (1, 1) OBP: 0.265, SLG: 0.273 9 Kirk Nieuwenhuis, L (7, PH) OBP: 0.338, SLG: 0.492 (7, 7) (8, 8)			B FF 93 F FF 94 F FF 94 B CU 80 X FF 95 2-2 22 SH2-3 28 2B 1B		B FF 93 X FF 93 1-0 F8		B FF 92 X FF 94 1-0 22 WP 3 1B 1-2 1B		S FF 92 X FF 92 0-1 F8			C SI 93 B SI 94 B SI 93 B SI 93 B SI 93 4-1		2	1	1	0	0	0	0
												BB		2	1	1	0	1	0	0
22 Eric Young Jr., S (1, 7) OBP: 0.306, SLG: 0.296 38 Vic Black, R (7, 1) 66 Josh Edgin, R (8, 1) 1 Chris Young, R (8, 7) OBP: 0.283, SLG: 0.346 44 Buddy Carlyle, L (10, 1) 11 Rubén Tejada, R (12, PH) OBP: 0.344, SLG: 0.276 58 Jenny Mejía, R (12, 1) 52 Carlos Torres, R (13, 1)		X FF 94 0-0 SH2-3 1-2		B FF 94 B FF 94 C FF 93 C FF 94 F SL 89 B FF 95 F FF 95 F SL 87 F FF 94 3-2 X FF 94 P5		B SL 82 B FF 94 C FF 92 F FF 93 B CH 87 X SL 81 3-2 SF9 1-2 2-H				B SI 96 F FF 96 B FC 90 X FF 95 2-1 F8		1 SAFE S FC 86 D FC 87 1 SAFE X SI 92 1-1 L6		1 0 0 0 1 0 0 0

Batter	1	2	3	4	5	6	7	8	9	10	11	12	13	AB	R	H	RBI	BB	SO	LOB
2 Denard Span, L (1, 8) OBP: 0.356, SLG: 0.400	B FF 92 F FF 93 X FF 93 1-1 P4		B FF 92 X CH 84 1-0 6 G5-4-3 1B		C FF 93 C SL 85 B FF 93 B SL 86 F SL 88 X SL 84 2-2 6 CS 2-3 1B			C FF 95 X SI 96 0-1 28 1B 1B	C SL 83 F SL 84 X SL 84 0-2 FC6 1-2f			B FF 95 X FF 95 1-0 28 1B 1B		6	0	4	0	0	0	2
6 Anthony Rendon, R (1, 5) OBP: 0.333, SLG: 0.464	C FF 93 X SI 94 0-1 G6-3		1 SAFE X SI 91 0-0 G5-4-3 1-2f		B SI 94 B SI 90 X SL 86 2-0 F8 1-2			C FF 96 F SI 96 C CU 80 0-3 K		B FF 90 B FF 89 F FF 89 F SI 90 F FF 91 F SI 91 B FF 92 X FF 90 3-2 G4-3		C FF 93 C SI 93 D SL 89 X SL 83 1-2 F7		6	0	0	0	0	1	5
28 Jayson Werth, R (1, 9) OBP: 0.365, SLG: 0.431	C FF 93 B FF 92 B CH 84 C FF 92 X FF 94 2-2 G3-1			F FF 93 F FF 94 F CU 76 B FF 92 X CU 77 1-2 G1-3		F CU 77 F FF 93 B FF 93 F FF 96 C FF 94 1-3 K		1 SAFE B FF 96 1 SAFE T FF 96 1 SAFE F FF 95 D CU 85 X FF 96 2-2 1B 1-2		C FF 92 C FF 92 B FF 92 X SI 91 1-2 L8		B CU 79 C CU 79 F FF 94 X CU 82 1-2 25 DI 1-3 1B		6	0	2	0	0	1	0
25 Adam LaRoche, L (1, 3) OBP: 0.376, SLG: 0.456		C FF 92 B FF 93 F FF 94 B FF 95 X FF 94 2-2 20 HR 2B		B CU 78 B CH 85 S CH 85 X FF 93 2-1 20 1B 2B		C FF 94 B SI 94 B SI 93 B SL 88 S CH 85 F CH 86 B CH 84 4-2 BB		C CH 85 C SL 85 B CU 81 B SL 87 B FF 93 S SL 88 3-3 K		B FF 90 C SL 86 S SI 89 C FF 92 1-3 K		C CU 79 C FF 95 S SI 91 0-3 K2-3 1-2		5	2	2	0	1	3	4
20 Ian Desmond, R (1, 6) OBP: 0.300, SLG: 0.423		B SL 88 S SL 86 F FF 92 B SL 87 D SL 89 X SI 93 3-2 2-H HR		B FF 93 C SL 87 B SL 87 X SL 86 2-1 34 L9 2-H 1B		C SI 93 C CU 78 S FF 95 0-3 K		D SL 86 S SL 87 S SL 88 X SL 88 1-2 G3			S SL 85 C FF 90 B FF 90 F FF 91 X FF 92 1-2 G6-3		C FF 95 F FF 93 B FF 92 B CU 81 B FC 90 B FC 91 4-2 34 HR BB	5	2	2	3	1	1	3
34 Bryce Harper, L (1, 7) OBP: 0.336, SLG: 0.374		C FF 93 B FF 92 X CU 80 1-1 F9		X FF 93 0-0 L9 2-3		B FF 93 B CH 82 B CH 83 C FF 94 C FF 94 S FF 96 3-3 K			B SI 95 F SI 96 B SI 96 F SI 95 S SL 88 2-3 K		B SI 90 C SI 90 X FF 90 1-1 1B		1 SAFE B FC 89 X SI 91 1-0 1-H HR	6	1	2	2	0	2	2
3 Asdrúbal Cabrera, S (1, 4) OBP: 0.303, SLG: 0.381		C FF 92 F SI 92 F FF 92 B SL 87 B CH 86 X FF 94 2-2 F8		S CU 78 S CH 83 F CH 82 F FF 93 B FF 92 B CU 77 F FF 94 X CH 83 2-2 F8				C FF 94 F FF 96 F FF 96 T CU 83 0-2 K	X SI 97 0-0 59 WP 1B		X SI 88 0-0 P6			5	0	1	0	0	1	2
59 Jose Lobaton, S (1, 2) OBP: 0.273, SLG: 0.290		C CU 80 C CH 84 X FF 94 0-2 P4			B FF 90 X CH 82 1-0 2 1B 27 SH1-4 1B			X FF 96 0-0 G4-3	B SL 88 B SL 87 B SL 87 C FF 97 B SL 88 4-1 2 FC6 1-2 BB		1 SAFE X SI 89 0-0 L8			4	0	1	0	1	0	1
27 Jordan Zimmermann, R (1, 1) SP: 6.0 IP, 0 ER, 0.00 ERA 22 Drew Storen, S (1, 1) 13 Jerry Blevins, L (1, 1) 7 Scott Hairston, R (1, 2nd) RF: 2 PO, 0 A, 0 E 36 Tyler Clippard, R (1, 1) 29 Rafael Soriano, R (1, 1) 21 Steven Souza Jr., R (1, 2nd) RF: 1 PO, 0 A, 0 E 46 Matt Thornton, L (1, 1) 35 Craig Stammen, R (1, 1) SP: 1.0 IP, 0 ER, 0.00 ERA		C FF 92 B SL 86 C FF 93 S FF 94 1-3 K		L FF 91 D CU 77 1 SAFE X FF 91 1-1 SH1-4 1-2			B FF 96 B CU 79 S FF 94 F FF 95 S SI 96 2-3 K	S SI 96 F SI 95 C SL 87 0-3 K			B FF 94 B FF 94 C FF 94 C FF 94 T FF 93 2-2 K							
Inning Stats	R: 0 H: 0 E: 0 LOB: 0 K: 0 BB: 0 S: 7 P: 10	R: 2 H: 2 E: 0 LOB: 0 K: 0 BB: 0 S: 15 P: 23	R: 0 H: 1 E: 0 LOB: 0 K: 1 BB: 0 S: 5 P: 7	R: 1 H: 2 E: 0 LOB: 1 K: 0 BB: 0 S: 15 P: 22	R: 0 H: 2 E: 0 LOB: 1 K: 0 BB: 0 S: 8 P: 14	R: 0 H: 0 E: 0 LOB: 1 K: 3 BB: 1 S: 13 P: 21		R: 0 H: 0 E: 0 LOB: 0 K: 2 BB: 0 S: 8 P: 10	R: 0 H: 2 E: 0 LOB: 2 K: 2 BB: 0 S: 14 P: 20	R: 0 H: 1 E: 0 LOB: 2 K: 2 BB: 1 S: 11 P: 17	R: 0 H: 0 E: 0 LOB: 0 K: 1 BB: 0 S: 11 P: 16	R: 0 H: 1 E: 0 LOB: 1 K: 0 BB: 0 S: 8 P: 10	R: 0 H: 2 E: 0 LOB: 2 K: 2 BB: 0 S: 13 P: 18	R: 2 H: 1 E: 0 LOB: 0 K: 0 BB: 1 S: 3 P: 8	1B: 10 2B: 2 3B: 0 HR: 2	SF: 0 SAC: 1 DP: 1 HBP: 0	WP: 1 PB: 0 SB: 0 CS: 1	PA: 51

PITCHER		IP	WLS	BF	H	R	ER	SO	BB	IBB	HBP	BLK	WP	HR	S	P	ERA	WHIP
48 Jacob deGrom, R ERA: 2.87	(1, 1)	6.0		24	7	3	3	4	1	0	0	0	0	1	63	97	4.50	1.333
38 Vic Black, R ERA: 1.69	(7, 1)	1.1		6	2	0	0	3	0	0	0	0	0	0	16	20	0.00	1.500
66 Josh Edgin, L ERA: 1.83	(8, 1)	0.1		1	0	0	0	1	0	0	0	0	0	0	3	6	0.00	0.000
27 Jeurys Familia, R ERA: 1.89	(8, 1)	1.0		5	1	0	0	2	1	0	0	0	1	0	11	18	0.00	2.000
61 Dana Eveland, L ERA: 2.14	(9, 1)	0.1		1	0	0	0	0	0	0	0	0	0	0	3	3	0.00	0.000

PITCHER		IP	WLS	BF	H	R	ER	SO	BB	IBB	HBP	BLK	WP	HR	S	P	ERA	WHIP
44 Buddy Carlyle, R ERA: 0.66	(10, 1)	2.0		7	1	0	0	1	0	0	0	0	0	0	19	26	0.00	0.500
58 Jenrry Mejia, R ERA: 3.61	(12, 1)	1.0		5	2	0	0	2	0	0	0	0	0	0	13	18	0.00	2.000
52 Carlos Torres, R ERA: 3.61	(13, 1)	0.0	L	2	1	2	2	0	1	0	0	0	0	1	3	8	∞	∞

BOTTOM

New York Mets @ Washington Nationals

Nationals Park, Washington, DC

Thu Aug 07 2014, 12:37 PM - 5:11 PM EDT

Att. 38,611 - Partly Cloudy - 80 F

livebaseballscorecards.com

AB	47
R	5
H	14
RBI	5
BB	3
SO	13
LOB	21

Batter	1	2	3	4	5	6	7	8	9	AB	R	H	RBI	BB	SO	LOB
2 Denard Span, L (1, 8) OBP: 0.359, SLG: 0.403	B FF 91 B FF 92 C FF 90 F FF 92 B FF 93 X FF 92 3-2 ① F9			C FF 92 C SL 83 X SL 84 0-2 3 BB 1B		S CH 82 X FF 89 0-1 3 1B 6 HR 1-3 1B	B FF 92 1 SAFE B FF 91 1 SAFE X FF 90 2-0 E7 1-3 1B			4	1	3	0	0	0	0
3 Asdrúbal Cabrera, S (1, 4) OBP: 0.305, SLG: 0.381	C FF 92 X CH 85 0-1 ② B2-3			1 SAFE D FF 90 B CH 82 1 SAFE F FF 92 1 SAFE F CH 84 1 SAFE 1 SAFE 4-2 B SL 85 B FF 93 1-2 BB		X FF 91 0-0 6 HR 1-3 3-H 1B	X CH 85 0-0 ② SF7 3-H			2	1	1	2	1	0	0
6 Anthony Rendon, R (1, 5) OBP: 0.333, SLG: 0.469	C FF 93 S CH 86 S SL 85 0-3 ③ K			2 SAFE B FF 94 X CH 87 1-0 ① F4		B FF 91 X FF 88 1-0 1-H 3-H HR	X FF 95 0-0 ③ L8			4	1	1	3	0	1	3
25 Adam LaRoche, L (1, 3) OBP: 0.372, SLG: 0.451		F FF 92 C CH 83 S SL 84 0-3 ① K		B FF 94 C CH 86 F FF 94 S CH 85 1-3 ② K		B FF 89 B CH 82 F FF 89 F SL 82 F FF 94 B SL 85 F FF 91 X SL 83 3-2 ① P3		B FF 94 B FF 95 X FF 94 2-0 ① F7		4	0	0	0	0	2	2
20 Ian Desmond, R (1, 6) OBP: 0.298, SLG: 0.419		F FF 94 X SL 85 0-1 ② P3		B SL 86 F FF 94 B FF 91 S SL 87 F SL 85 X FF 95 2-2 ③ F9		B SL 85 C FF 93 F SL 85 X SL 85 1-2 ② F9		B SL 81 B FF 96 C FF 94 X FF 94 2-1 ② G6-3		4	0	0	0	0	0	2
34 Bryce Harper, L (1, 7) (3, 9) OBP: 0.335, SLG: 0.368		B FF 94 B CH 85 C CH 85 B FF 94 S CH 87 S SL 85 3-3 ③ K			B CH 83 F FF 92 B CH 87 B FF 94 B FF 93 4-1 40 G5-4-3 BB	X FF 92 0-0 ③ F7		S FF 97 B CH 87 F FF 95 S CH 87 1-3 ③ K		3	0	0	0	1	2	0
40 Wilson Ramos, R (1, 2) OBP: 0.341, SLG: 0.412			B FF 91 F FF 92 B SL 81 F FF 92 X FF 93 2-2 ① G1-3		X FF 90 0-0 ① ② G5-4-3 1-2f	F FF 91 X FF 91 0-1 HR			C FF 97 S KC 87 S FF 98 0-3 ① K	4	1	1	1	0	1	1
21 Steven Souza Jr., R (1, 9) OBP: 0.154, SLG: 0.083 19 Kevin Frandsen, R (3, 7) OBP: 0.285, SLG: 0.292			C SL 81 B FF 91 X SL 84 1-1 ② L6		X FF 92 0-0 ③ F9	S FF 92 C CU 80 B CU 79 X CU 82 1-2 E6 2 E 3 SF7			B KC 86 B FF 98 S FF 98 B FF 98 S FF 97 X FF 99 3-2 ② G1-3	1 3	0 1	0 0	0 0	0 0	0 0	0 0
37 Stephen Strasburg, R (1, 1) OBP: 0.196, SLG: 0.111 7 Scott Hairston, R (6, PH) OBP: 0.283, SLG: 0.352 48 Ross Detwiler, R (6, 1) 36 Tyler Clippard, R (8, 1) 8 Danny Espinosa, S (9, PH) OBP: 0.284, SLG: 0.360			C FF 93 X SL 82 0-1 ③ G6-3			S FF 91 C SL 83 B SL 84 H FF 91 2-2 2 1B 3 1B HBP	L FF 90 L FF 90 L CU 80 0-3 ① K		B FF 98 S FF 98 S FF 98 B FF 99 S FF 98 2-3 ③ K	1 0 1 0 1	0 1 0 0 0	0 0 0 0 0	0 0 0 0 0	0 0 1 0 1	0 0 1 0 0	0 0 1 0 0
Inning Stats	R: 0 E: 0 K: 1 S: 8 H: 0 LOB: 0 BB: 0 P: 11	R: 0 E: 0 K: 2 S: 8 H: 0 LOB: 0 BB: 0 P: 11	R: 0 E: 0 K: 0 S: 7 H: 0 LOB: 0 BB: 0 P: 10	R: 0 E: 0 K: 1 S: 13 H: 1 LOB: 2 BB: 1 P: 21	R: 0 E: 0 K: 0 S: 3 H: 0 LOB: 0 BB: 1 P: 7	R: 4 E: 0 K: 0 S: 15 H: 3 LOB: 0 BB: 0 P: 22	R: 2 E: 2 K: 1 S: 11 H: 2 LOB: 1 BB: 0 P: 14	R: 0 E: 0 K: 1 S: 6 H: 0 LOB: 0 BB: 0 P: 11	R: 0 E: 0 K: 2 S: 9 H: 0 LOB: 0 BB: 0 P: 14	1B: 4 2B: 0 3B: 0 HR: 2 SF: 1 SAC: 0 DP: 1 HBP: 1						WP: 0 PB: 0 SB: 0 CS: 0 PA: 36

TOP

Washington Nationals @ Atlanta Braves

Turner Field, Atlanta, GA

Fri Aug 08 2014, 7:38 PM - 11:34 PM EDT
Att. 32,707 - Partly Cloudy - 72 F

livebaseballscorecards.com

AB	32
R	6
H	6
RBI	6
BB	2
SO	8
LOB	9

PITCHER		IP	WLS	BF	H	R	ER	SO	BB	IBB	HBP	BLK	WP	HR	S	P	ERA	WHIP
30 Ervin Santana, R ERA: 3.69	(1, 1)	6.0	W	24	4	4	4	4	2	0	1	0	0	1	54	82	6.00	1.000
38 Anthony Varvaro, R ERA: 3.05	(7, 1)	0.2	H	5	2	2	1	1	0	0	0	0	0	1	10	13	13.50	3.000
52 Jordan Walden, R ERA: 2.36	(7, 1)	1.1	H	4	0	0	0	1	0	0	0	0	0	0	7	12	0.00	0.000
46 Craig Kimbrel, R ERA: 2.0	(9, 1)	1.0	S	3	0	0	0	2	0	0	0	0	0	0	9	14	0.00	0.000

PITCHER	IP	WLS	BF	H	R	ER	SO	BB	IBB	HBP	BLK	WP	HR	S	P	ERA	WHIP

Washington Nationals @ Atlanta Braves

Turner Field, Atlanta, GA

Fri Aug 08 2014, 7:38 PM - 11:34 PM EDT

Att. 32,707 - Partly Cloudy - 72 F

livebaseballscorecards.com

BOTTOM

Batter	1	2	3	4	5	6	7	8	9	AB	R	H	RBI	BB	SO	LOB
2 B.J. Upton, R (1, 8) OBP: 0.281, SLG: 0.333	C FF 96 S FF 95 F CU 81 C FF 96 0-3 ① K	B FF 94 C CU 80 X CU 81 1-1 1-H HR		C FF 95 B CH 88 B FF 94 B CH 89 X SI 96 3-1 ③ F8		B FF 93 C FF 94 1 SAFE S FF 93 B FF 93 C SI 94 2-3 ③ K				4	1	1	2	0	2	1
7 Tommy La Stella, L (1, 4) OBP: 0.364, SLG: 0.367	C FF 95 X FF 95 0-1 ② G4-3	F FF 94 B CH 89 X FF 95 1-1 5 HR 1B			C CU 78 B FF 95 B CU 81 X FF 94 2-1 HR		C FF 94 C SI 91 B SI 93 F SL 78 B SI 93 X SI 92 2-2 ① G5-3			4	2	2	1	0	0	0
5 Freddie Freeman, L (1, 3) OBP: 0.371, SLG: 0.477	B FF 95 S FF 95 B CH 89 F FF 96 B FF 96 F SI 96 B CH 90 4-2 8 HR BB	1 SAFE B FF 94 B FF 95 S FF 94 X FF 95 2-1 1-H HR			S FF 96 X CU 80 0-1 ① G4-3		C SI 92 B SI 92 X SI 92 1-1 ② G1-3			3	2	1	2	1	0	0
8 Justin Upton, R (1, 7) OBP: 0.351, SLG: 0.502	C CU 80 1 SAFE X FF 94 0-1 1-H HR	B FF 95 C FF 94 F FF 94 F CH 88 F FF 96 S FF 96 1-3 ③ K			F CU 81 F FF 95 B SI 96 S CH 88 1-3 ② K		B FF 94 B FF 94 B FF 92 C SI 93 F FF 93 B FF 94 4-2 BB			3	1	1	2	1	2	0
22 Jason Heyward, L (1, 9) OBP: 0.359, SLG: 0.397	B FF 96 B FF 95 B FF 96 C FF 94 B FF 95 4-1 24 E BB	B CH 87 F CH 88 S CH 87 F FF 95 B FF 96 F CH 89 B FF 96 F FF 95 C CH 88 3-3 ① K			X CH 87 0-0 2B		X SI 92 0-0 ③ G4-3			3	0	1	0	1	1	1
24 Evan Gattis, R (1, 2) OBP: 0.332, SLG: 0.514 46 Craig Kimbrel, R (9, 1)	B FF 94 1 SAFE C CU 78 F FF 94 C CU 78 1-3 ③ K 1-2	B FF 95 F FF 95 B CU 79 S FF 95 S FF 96 2-3 ② K			C FF 94 B FF 95 F FF 95 S CU 80 1-3 ③ K			B FF 90 S CH 78 S CH 79 X CH 79 1-2 ① P5		4 0	0 0	0 0	0 0	0 0	3 0	2 0
23 Chris Johnson, R (1, 5) OBP: 0.297, SLG: 0.383		C FF 96 X FF 96 0-1 ① G6-3	S FF 95 F FF 95 X FF 96 0-2 ③ G4-3			C FF 93 F FF 93 F SL 79 B FF 93 B SL 79 B FF 94 F FF 93 F FF 93 F FF 92 3-2 ① L8		C FF 90 B CU 74 T FF 91 B CH 79 S FS 82 2-3 ② K		4	0	0	0	0	1	0
14 Ramiro Pena, S (1, 6) OBP: 0.286, SLG: 0.322		C CU 80 X CH 89 0-1 30 FC5-6 1B		F CH 86 B FF 93 T FF 94 S CU 81 1-3 ① K2-3		C FF 94 X SL 77 0-1 ② G6-3		S CH 79 X FF 91 0-1 1B		4	0	2	0	0	1	0
30 Ervin Santana, R (1, 1) OBP: 0.143, SLG: 0.125 15 Phil Gosselin, R (6, PH) OBP: 0.250, SLG: 0.250 38 Anthony Varvaro, R (7, 1) 52 Jordan Walden, R (7, 1) 11 Gerald Laird, R (8, PH) OBP: 0.304, SLG: 0.289 (9, 2)		1 SAFE X FF 93 0-0 FC5-6 2 HR 1-2f		C FF 94 C FF 94 S CU 81 0-3 ② K		F FF 93 X SI 92 0-1 1B		S FF 90 B FF 91 1 SAFE S FF 91 1 SAFE F FF 92 S FS 82 1-3 ③ K		2 1 0 0 1	1 0 0 0 0	0 1 0 0 0	0 0 0 0 1	1 0 0 0 1	1 0 0 0 1	1 0 0 0 1
Inning Stats	R: 2 E: 1 K: 2 S: 15 H: 1 LOB: 1 BB: 2 P: 24	R: 4 E: 0 K: 1 S: 16 H: 4 LOB: 0 BB: 0 P: 21	R: 0 E: 0 K: 2 S: 12 H: 0 LOB: 0 BB: 0 P: 17	R: 0 E: 0 K: 2 S: 8 H: 0 LOB: 0 BB: 0 P: 12	R: 1 E: 0 K: 2 S: 11 H: 2 LOB: 1 BB: 0 P: 15	R: 0 E: 0 K: 1 S: 16 H: 1 LOB: 1 BB: 0 P: 21	R: 0 E: 0 K: 0 S: 9 H: 0 LOB: 1 BB: 1 P: 16	R: 0 E: 0 K: 2 S: 12 H: 1 LOB: 1 BB: 0 P: 16		1B: 4 2B: 1 3B: 0 HR: 4	SF: 0 SAC: 0 DP: 0 HBP: 0		WP: 0 PB: 0 SB: 0 CS: 0	PA: 36		

	AB	33
	R	7
	H	9
	RBI	7
	BB	3
	SO	12
	LOB	6

PITCHER		IP	WLS	BF	H	R	ER	SO	BB	IBB	HBP	BLK	WP	HR	S	P	ERA	WHIP
37 Stephen Strasburg, R ERA: 3.68	(1, 1)	5.0	L	24	7	7	7	9	2	0	0	0	0	4	62	89	12.60	1.800
48 Ross Detwiler, L ERA: 3.38	(6, 1)	2.0		8	1	0	0	1	1	0	0	0	0	0	25	37	0.00	1.000
36 Tyler Clippard, R ERA: 1.65	(8, 1)	1.0		4	1	0	0	2	0	0	0	0	0	0	12	16	0.00	1.000

PITCHER	IP	WLS	BF	H	R	ER	SO	BB	IBB	HBP	BLK	WP	HR	S	P	ERA	WHIP

Washington Nationals @ Atlanta Braves

Turner Field, Atlanta, GA

Sat Aug 09 2014, 10:55 PM - 2:29 AM EDT

Att. 36,832 - Cloudy - 73 F

TOP

livebaseballscorecards.com

Batter	1	2	3	4	5	6	7	8	9	10	11	AB	R	H	RBI	BB	SO	LOB
2 Denard Span, L (1, 8) OBP: 0.359, SLG: 0.406	C SI 89 F SI 89 B CU 75 B CH 83 F SI 90 F FF 90 B SI 90 X SI 90 3-2 F8 ①		F SI 89 B FF 86 B SI 90 B SL 82 X FF 87 3-1 F7 ②		B SI 86 C SI 88 B CH 82 B SI 86 C SI 90 X CH 84 3-2 3B		X SI 87 0-0 1B			X FF 95 0-0 L9 ②	C FF 93 B FF 93 D CU 80 F FF 92 T CU 80 2-2 K ③	6	0	2	0	0	1	2
3 Asdrúbal Cabrera, S (1, 4) OBP: 0.306, SLG: 0.380	F FF 88 X SI 88 0-1 1B		X CU 76 0-0 F7 ③		B SI 90 B FF 88 F CH 84 B SI 90 F SI 91 B SI 92 4-2 6 FC6-4 BB		1 SAFE P PO 82 X SI 89 1-0 G6-3 ③			C FF 94 F CH 90 B SL 85 B FF 95 F FF 95 S FF 96 2-3 K ③		4	0	1	0	1	1	1
6 Anthony Rendon, R (1, 5) OBP: 0.333, SLG: 0.467	B SI 89 F FF 87 F CH 84 F FF 90 F FF 88 1 SAFE X SL 82 1-2 L9 ②			B SI 88 B SL 77 C FF 86 B CH 84 B FF 87 4-1 20 FC4-6 25 1B BB	C SI 90 X SI 90 0-1 FC6-4 1-2f			X FF 95 0-0 P3 ①			C SL 86 B FF 95 F SL 84 X FF 96 1-2 34 BB 25 1B 40 1B 1B	4	1	1	0	1	0	3
25 Adam LaRoche, L (1, 3) OBP: 0.375, SLG: 0.462	X SI 86 0-0 F7 ③			C SI 90 B SL 80 B CH 84 X SI 87 2-1 20 FC4-6 1-2 1B		B CH 82 B FF 87 X SI 88 2-0 HR		B FF 95 X FF 95 1-0 F7 ②			C FF 95 X FF 94 0-1 40 1B 34 BB 19 2B 1-2 1B	5	2	3	1	0	0	1
20 Ian Desmond, R (1, 6) OBP: 0.295, SLG: 0.415		C SL 81 X CU 75 0-1 G4-3 ①		X SL 81 0-0 FC4-6 40 S 1-2f 2-3 ①		B FF 88 B FF 87 S SI 88 S SI 89 F SI 90 F FF 88 F SL 81 X SL 81 2-2 G6-3 ①		B SL 84 C FF 96 F FF 96 B FF 96 B FF 96 F FF 97 T FF 97 3-2 K ③			S FF 95 X SL 87 0-1 L7 ①	5	0	0	0	0	1	4
34 Bryce Harper, L (1, 9) OBP: 0.341, SLG: 0.371		S CH 83 X FF 90 0-1 1B		F SI 87 B CH 84 F CU 76 D CU 76 F CU 76 C SI 91 2-3 K ②		F FF 87 F FF 86 B SL 79 X CU 73 1-2 40 F8-6 1B		B FF 97 F FF 98 F KC 86 F FF 98 B KC 87 F FF 99 S KC 88 2-3 K ①			B CH 83 B CH 81 F CH 81 B CH 84 B CH 82 4-1 40 1B 19 2B 1-2 2-3 BB	4	1	2	0	1	2	2
40 Wilson Ramos, R (1, 2) OBP: 0.338, SLG: 0.407		B FF 90 B FF 90 1 SAFE F FF 87 1 SAFE S FF 87 S CU 75 2-3 K ②		F SL 78 D SL 82 X FF 88 1-1 G4-3 ③ 1-2		X FF 86 0-0 F8-6 ② ③ 1-1		B FF 98 B FF 98 F FF 99 B FF 97 F FF 98 X FF 98 3-2 L9 ②			X FF 92 0-0 19 2B 1-2 2-3 3-H 1B	5	0	1	1	0	1	4
19 Kevin Frandsen, R (1, 7) OBP: 0.282, SLG: 0.296		B CH 84 X FF 88 1-0 F7 ③			B CU 75 X FF 84 1-0 F7 ①		C SL 79 B CU 76 B CH 83 X FF 86 2-1 G1-3 ①		B FF 97 X FF 97 1-0 L8 ③		S CU 79 X CU 80 0-1 1-H 2-H 3-H 2B	5	0	1	2	0	0	1
57 Tanner Roark, R (1, 1) OBP: 0.111, SLG: 0.111 46 Matt Thornton, L (8, 1) 22 Drew Storen, S (9, 1) 7 Scott Hairston, R (10, PH) OBP: 0.279, SLG: 0.345 36 Tyler Clippard, R (10, 1) 28 Jayson Werth, R (11, PH) OBP: 0.368, SLG: 0.431 21 Steven Souza Jr., R (11, PR) OBP: 0.154, SLG: 0.083 29 Rafael Soriano, R (11, 1)			C FF 87 F FF 88 B FF 89 X FF 90 1-2 F9 ①		B FF 86 B FF 86 C FF 87 X FF 89 2-1 G1-3 ②		B FF 86 C FF 86 X FF 84 1-1 F8 ②			B FF 94 C FF 95 C SL 87 S SL 87 1-3 K ①	B FF 93 B FF 93 B FF 92 B FF 90 4-0 BB	3 0 0 0 1 0 0 0 0	0 0 0 0 0 0 0 0 0	0 0 0 0 0 0 0 0 0	0 0 0 0 0 0 1 0 0	0 0 0 0 1 0 0 0 0	0 0 0 0 0 1 0 0 0	0 0 0 0 0 0 0 0 0
Inning Stats	R: 0 E: 0 K: 0 S: 13 H: 1 LOB: 1 BB: 0 P: 17	R: 0 E: 0 K: 1 S: 8 H: 1 LOB: 1 BB: 0 P: 11	R: 0 E: 0 K: 0 S: 6 H: 0 LOB: 0 BB: 0 P: 10	R: 0 E: 0 K: 1 S: 10 H: 1 LOB: 2 BB: 1 P: 19	R: 0 E: 0 K: 0 S: 10 H: 1 LOB: 2 BB: 1 P: 20	R: 1 E: 0 K: 0 S: 11 H: 2 LOB: 0 BB: 0 P: 16	R: 0 E: 0 K: 0 S: 7 H: 1 LOB: 1 BB: 0 P: 10	R: 0 E: 0 K: 1 S: 6 H: 0 LOB: 0 BB: 0 P: 10	R: 0 E: 0 K: 1 S: 9 H: 0 LOB: 0 BB: 0 P: 15	R: 0 E: 0 K: 2 S: 8 H: 0 LOB: 0 BB: 0 P: 11	R: 3 E: 0 K: 1 S: 14 H: 4 LOB: 2 BB: 2 P: 25	1B: 8 2B: 2 3B: 1 HR: 1 SF: 0 SAC: 0 DP: 1 HBP: 0			WP: 0 PB: 0 SB: 1 CS: 0 PA: 46			

PITCHER		IP	WLS	BF	H	R	ER	SO	BB	IBB	HBP	BLK	WP	HR	S	P	ERA	WHIP
34 Aaron Harang, R ERA: 3.31	(1, 1)	7.0		29	7	1	1	2	2	0	0	0	0	1	65	103	1.29	1.286
52 Jordan Walden, R ERA: 2.29	(8, 1)	1.0		3	0	0	0	1	0	0	0	0	0	0	6	10	0.00	0.000
46 Craig Kimbrel, R ERA: 1.96	(9, 1)	1.0		3	0	0	0	1	0	0	0	0	0	0	9	15	0.00	0.000
48 David Carpenter, R ERA: 4.1	(10, 1)	1.1	L	6	2	2	2	2	0	0	0	0	0	0	15	19	13.50	1.500
51 James Russell, L ERA: 3.68	(11, 1)	0.0		1	0	0	0	0	1	0	0	0	0	0	1	5	∞	∞

PITCHER		IP	WLS	BF	H	R	ER	SO	BB	IBB	HBP	BLK	WP	HR	S	P	ERA	WHIP
38 Anthony Varvaro, R ERA: 3.0	(11, 1)	0.2		4	2	1	1	1	1	0	0	0	0	0	6	12	13.50	4.500

AB	42
R	4
H	11
RBI	4
BB	4
SO	7
LOB	18

Batter	1	2	3	4	5	6	7	8	9	10	11	AB	R	H	RBI	BB	SO	LOB
2 B.J. Upton, R (1, 8) OBP: 0.278, SLG: 0.329	F SI 88 F FF 90 S SI 90 0-3 K ①		B SI 90 B SI 90 S SI 91 F SI 91 S SI 92 2-3 K ②		C SI 91 B SI 91 B SI 91 X SI 92 2-1 F8 ③		C SI 91 B SI 90 B SL 82 T SI 91 S SI 92 2-3 K ③		S FF 92 S FF 92 D SL 82 B FF 92 X SI 92 2-2 G6-3 ③			5	0	0	0	0	3	3
7 Tommy La Stella, L (1, 4) OBP: 0.365, SLG: 0.365	C SI 88 B SI 89 X CH 81 1-1 G3 ②		C SI 90 B CH 82 C CH 82 F SI 92 B SI 92 X CH 83 2-2 1B			C CH 80 B SI 87 B SI 88 B SI 88 F SI 88 B SI 89 4-2 8 BB 5 1B 22 SF8 BB		S FF 94 B FF 95 F FF 95 F FC 89 B SI 88 F FF 96 B FF 95 X FF 95 2-2 F7 ①		B CH 78 B FF 91 C FF 90 F FF 90 X CH 79 2-2 G4-3 ①		4	1	1	0	1	0	0
5 Freddie Freeman, L (1, 3) OBP: 0.375, SLG: 0.482	C SI 89 S FF 89 B SL 84 B CH 82 X SI 90 2-2 2B		X CH 82 0-0 F8 ③			F SI 90 B SI 90 1 SAFE F CH 82 F SI 92 1 SAFE X CH 81 1-2 8 BB 1B		S FF 95 S FF 95 X FF 94 0-2 8 FC5-4 1B		F FF 91 F CH 82 B FS 81 B CH 80 B FS 82 B FF 91 4-2 BB		4	0	3	0	1	0	1
8 Justin Upton, R (1, 7) OBP: 0.351, SLG: 0.499	D SL 83 B SI 92 F SI 91 B SL 84 B SI 92 4-1 BB			X SI 89 0-0 G4-3 ①		B SI 90 S SL 83 B SI 91 B SL 83 B SI 92 4-1 1-2 2-3 BB		C FF 95 X FC 89 0-1 FC5-4 1-2f ②		B FF 90 C CH 78 B FF 91 X CH 79 2-1 F7 ②		3	0	0	0	2	0	2
22 Jason Heyward, L (1, 9) OBP: 0.355, SLG: 0.393	B SL 84 C SI 92 X SI 92 1-1 G6-3 ③			B SI 88 B SL 81 F SI 90 B FF 89 X SI 89 3-1 F8 ②		C SI 92 F SI 92 B SI 92 F SI 92 B CH 82 B SI 91 X SI 92 3-2 SF8 ① 3-H		1 SAFE B SI 94 B SI 95 X SI 95 2-0 F7 ③		B CH 80 F FF 91 1 SAFE F FF 90 F FF 91 B CH 83 X CH 80 2-2 L7 ③		4	0	0	1	0	0	4
24 Evan Gattis, R (1, 2) OBP: 0.330, SLG: 0.509		C SL 81 F SI 90 B SL 82 X SI 91 1-2 23 G3-6-1 1B		S SL 82 B FF 91 C SI 90 B SI 91 F SL 82 S SI 92 2-3 K ③		F SL 83 S SI 92 F SI 93 T SI 92 0-2 K ②			X FF 93 0-0 F8 ①		C FF 91 S FF 89 C SL 85 0-3 K ①	5	0	1	0	0	3	2
23 Chris Johnson, R (1, 5) OBP: 0.296, SLG: 0.381	F SI 91 X SI 91 0-1 G3-6-1 ①② 1-2f				C SI 88 S CU 73 X SI 90 0-2 34 B1-5-4 1 1B 1B	C SI 92 X SI 92 0-1 G1-3 ③			B FF 93 S SI 93 F SI 93 S SL 82 1-3 K ②		C FF 92 B FF 93 S FF 92 B FF 92 F SL 86 S FF 92 2-3 K ②	5	0	1	0	0	2	3
1 Emilio Bonifácio, S (1, 6) OBP: 0.324, SLG: 0.371	C SI 91 B SI 91 C CH 82 B SI 91 F SI 91 X SI 91 2-2 G4-3 ③				1 SAFE X SI 89 0-0 34 B1-5-4 1-2 1B		C SI 88 B CU 72 S CH 80 F SI 89 F CH 82 B SI 92 S CU 73 2-3 K ①		X SI 93 0-0 14 S 1B		C SI 91 X FF 92 0-1 1B	5	0	3	0	0	1	0
34 Aaron Harang, R (1, 1) 4 Ryan Doumit, S (7, PH) OBP: 0.000, SLG: 0.000 52 Jordan Walden, R (8, 1) 46 Craig Kimbrel, R (9, 1) 14 Ramiro Pena, S (8, PH) 48 David Carpenter, R (10, 1) 51 James Russell, L (11, 1) 38 Anthony Varvaro, R (11, 1) 15 Phil Gosselin, R (11, PH) OBP: 0.333, SLG: 0.333			C SI 89 X SI 89 0-1 G4-3 ①		X SI 88 0-0 B1-5-4 ①② 1-2 2-3f		B SI 89 B CU 73 X SI 90 2-0 P6 ②		1 SAFE B CH 85 C FF 92 I IN 78 I IN 80 I IN 80 4-1 1-2 IBB		L FF 92 X SL 86 0-1 F9 ③	2 0 0 0 0 0 2 1 0 0 0 0 0 0 0 0 0 0 0 0 0 0 0 0 0 0 0 0 0 0 0 1 0 0 0 0 0 0 0 0 0 0 0 0 0 0 0 0 0 1 0 0 0 0 0 1						
Inning Stats	R: 0 H: 1 E: 0 LOB: 2 K: 1 BB: 1 S: 11 P: 19	R: 0 H: 1 E: 0 LOB: 0 K: 0 BB: 0 S: 9 P: 12	R: 0 H: 1 E: 0 LOB: 1 K: 1 BB: 0 S: 10 P: 14	R: 0 H: 0 E: 0 LOB: 0 K: 1 BB: 0 S: 7 P: 12	R: 0 H: 2 E: 0 LOB: 1 K: 0 BB: 0 S: 7 P: 9	R: 1 H: 1 E: 0 LOB: 2 K: 1 BB: 2 S: 17 P: 29	R: 0 H: 0 E: 0 LOB: 0 K: 2 BB: 0 S: 9 P: 15	R: 0 H: 1 E: 0 LOB: 1 K: 0 BB: 0 S: 11 P: 15	R: 0 H: 1 E: 0 LOB: 2 K: 1 BB: 1 S: 9 P: 16	R: 0 H: 0 E: 0 LOB: 1 K: 0 BB: 1 S: 11 P: 21	R: 0 H: 1 E: 0 LOB: 1 K: 2 BB: 0 S: 11 P: 13	1B: 8 SF: 1 2B: 1 SAC: 0 3B: 0 DP: 2 HR: 0 HBP: 0						

PITCHER		IP	WLS	BF	H	R	ER	SO	BB	IBB	HBP	BLK	WP	HR	S	P	ERA	WHIP
57 Tanner Roark, R ERA: 2.86	(1, 1)	7.0		28	6	1	1	6	3	0	0	0	0	0	70	110	1.29	1.286
46 Matt Thornton, L ERA: 2.3	(8, 1)	1.0		4	1	0	0	0	0	0	0	0	0	0	11	15	0.00	1.000
22 Drew Storen, R ERA: 1.67	(9, 1)	1.0		5	1	0	0	1	0	1	0	0	0	0	9	16	0.00	1.000
36 Tyler Clippard, R ERA: 1.62	(10, 1)	1.0	W	4	0	0	0	0	1	0	0	0	0	0	11	21	0.00	1.000
29 Rafael Soriano, R ERA: 1.79	(11, 1)	1.0	S	4	1	0	0	2	0	0	0	0	0	0	11	13	0.00	1.000

PITCHER	IP	WLS	BF	H	R	ER	SO	BB	IBB	HBP	BLK	WP	HR	S	P	ERA	WHIP

BOTTOM

Washington Nationals @ Atlanta Braves

Turner Field, Atlanta, GA

Sat Aug 09 2014, 10:55 PM - 2:29 AM EDT

Att. 36,832 - Cloudy - 73 F

livebaseballscorecards.com

AB	39
R	1
H	9
RBI	1
BB	5
SO	9
LOB	18

WP: 0 PA: 45
PB: 0
SB: 1
CS: 0

Batter	1	2	3	4	5	6	7	8	9	AB	R	H	RBI	BB	SO	LOB
2 Denard Span, L (1, 8) OBP: 0.360, SLG: 0.412	B SI 90 C SI 91 C KC 82 X KC 82 1-2 ① G3		B CH 82 X SI 89 1-0 ① G4-3		C SI 90 X CH 82 0-1 2B		C SI 90 B SI 91 B SI 90 C KC 79 X SI 92 2-2 2B			4	0	2	0	0	0	0
6 Anthony Rendon, R (1, 5) OBP: 0.333, SLG: 0.465	X SI 90 0-0 25 S 1B		C SI 90 B SI 90 S SI 90 X KC 78 1-2 ② G5-3		C KC 80 S CH 82 S CH 82 0-3 ② K		B SI 90 S KC 79 C SI 92 X KC 79 1-2 ③ F9			4	0	1	0	0	1	2
28 Jayson Werth, R (1, 9) OBP: 0.370, SLG: 0.430	C SI 89 C SI 89 F KC 81 P PO 85 B KC 80 X KC 79 2-2 ② F9		B CH 83 C SI 90 C SI 89 B SI 90 F SI 90 B SI 90 B CH 82 4-2 BB		I IN 79 I IN 79 I IN 80 I IN 81 4-0 IBB			B KC 78 C KC 79 B CH 82 C CH 81 B KC 79 B SI 90 4-2 20 G6-4-3 BB		1	0	0	0	3	0	1
25 Adam LaRoche, L (1, 3) OBP: 0.371, SLG: 0.456	1 SAFE C KC 80 B SI 90 C SI 91 B SI 92 T SI 92 2-2 ③ K 1-2		B KC 78 C KC 79 S SI 90 S KC 80 1-3 ③ K		B CH 82 C KC 78 C SI 90 S KC 81 1-3 ③ K			F SI 90 B SI 90 C SI 89 S KC 80 1-3 ① K		4	0	0	0	0	4	5
20 Ian Desmond, R (1, 6) OBP: 0.296, SLG: 0.422		C KC 79 X SI 88 0-1 34 E 1B		S CH 81 B SI 89 X SI 89 1-1 HR		B SI 89 B KC 78 B CH 82 C SI 89 C SI 89 F KC 79 S SI 91 3-3 ① K		X SL 85 0-0 ② ③ G6-4-3 1-2f		4	1	2	1	0	1	1
34 Bryce Harper, L (1, 7) OBP: 0.335, SLG: 0.363		C SI 89 B SI 90 B SI 90 F CH 82 F SI 91 X SI 91 2-2 FC4 1-2		X SI 89 0-0 ① F8		B KC 80 S SI 91 F SI 91 B SI 91 F KC 79 T KC 80 2-2 ② K			B FF 97 F FF 97 S KC 85 F FF 97 C FF 97 1-3 ① K	4	0	0	0	0	2	1
40 Wilson Ramos, R (1, 2) OBP: 0.332, SLG: 0.399		B SI 89 F CH 83 B CH 81 S CH 82 S KC 81 2-3 ① K		B CH 82 F SI 90 B KC 80 F CH 82 S SI 88 2-3 ② K		B CH 83 C SI 89 X KC 78 1-1 ③ F9			C FF 97 X FF 99 0-1 ② G6-3	4	0	0	0	0	2	2
8 Danny Espinosa, S (1, 4) OBP: 0.281, SLG: 0.355		B KC 81 B CH 82 C SI 89 B SI 90 C CH 82 S SI 90 3-3 ② K		B SI 89 B SI 88 F SI 89 X SI 89 2-1 ③ F9			B KC 78 X CH 80 1-0 ① G2-3		S FF 98 X FF 98 0-1 ③ G4-3	4	0	0	0	0	1	2
47 Gio González, R (1, 1) OBP: 0.100, SLG: 0.200		C SI 90 S KC 80 S SI 90 0-3 ③ K			B SI 88 C SI 88 S CH 81 S KC 80 1-3 ① K		B KC 80 X SI 89 1-0 ② P6			2	0	0	0	0	2	2
35 Craig Stammen, R (5, 1) OBP: 0.286, SLG: 0.429										0	0	0	0	0	0	0
19 Kevin Frandsen, R (7, PH) OBP: 0.281, SLG: 0.294										1	0	0	0	0	0	0
13 Jerry Blevins, L (7, 1)										0	0	0	0	0	0	0
Inning Stats	R: 0 E: 0 K: 1 S: 12 H: 1 LOB: 1 BB: 0 P: 16	R: 0 E: 1 K: 3 S: 15 H: 1 LOB: 2 BB: 0 P: 22	R: 0 E: 0 K: 1 S: 10 H: 0 LOB: 1 BB: 1 P: 17	R: 1 E: 0 K: 1 S: 8 H: 1 LOB: 0 BB: 0 P: 13	R: 0 E: 0 K: 3 S: 11 H: 1 LOB: 2 BB: 1 P: 17	R: 0 E: 0 K: 2 S: 10 H: 0 LOB: 0 BB: 0 P: 16	R: 0 E: 0 K: 0 S: 8 H: 1 LOB: 1 BB: 0 P: 13	R: 0 E: 0 K: 1 S: 6 H: 0 LOB: 0 BB: 1 P: 11	R: 0 E: 0 K: 1 S: 8 H: 0 LOB: 0 BB: 0 P: 9	1B: 2 2B: 2 3B: 0 HR: 1 SF: 0 SAC: 0 DP: 1 HBP: 0						

PITCHER		IP	WLS	BF	H	R	ER	SO	BB	IBB	HBP	BLK	WP	HR	S	P	ERA	WHIP
40 Alex Wood, L ERA: 3.08	(1, 1)	7.1	W	31	5	1	1	12	2	1	0	0	0	1	79	124	1.23	0.955
48 David Carpenter, R ERA: 4.04	(8, 1)	0.2	H	1	0	0	0	0	0	0	0	0	0	0	1	1	0.00	0.000
46 Craig Kimbrel, R ERA: 1.91	(9, 1)	1.0	S	3	0	0	0	1	0	0	0	0	0	0	8	9	0.00	0.000

PITCHER | IP | WLS | BF | H | R | ER | SO | BB | IBB | HBP | BLK | WP | HR | S | P | ERA | WHIP

TOP

Washington Nationals @ Atlanta Braves

Turner Field, Atlanta, GA

Sun Aug 10 2014, 8:10 PM - 11:16 PM EDT

Att. 18,191 - Cloudy - 81 F

livebaseballscorecards.com

AB	32
R	1
H	5
RBI	1
BB	3
SO	13
LOB	16

BOTTOM

Washington Nationals @ Atlanta Braves

Turner Field, Atlanta, GA

Sun Aug 10 2014, 8:10 PM - 11:16 PM EDT

Att. 18,191 - Cloudy - 81 F

livebaseballscorecards.com

Batter	1	2	3	4	5	6	7	8	9	AB	R	H	RBI	BB	SO	LOB
1 Emilio Bonifácio, S (1, 8) OBP: 0.322, SLG: 0.368	C FF 91 B FF 92 S SI 92 S FF 92 1-3 ① K		B CH 82 X CH 81 1-0 ① G5-3		C SI 89 B FF 91 X CH 81 1-1 5 G4-6-3 7 BB 22 1B 1B	B SI 91 F FC 86 B SI 91 F FC 87 D KC 82 F FC 86 X SI 91 3-2 ③ F7		B CH 83 X SL 87 1-0 ③ F9		5	1	1	0	0	1	3
7 Tommy La Stella, L (1, 4) OBP: 0.367, SLG: 0.362	B FF 93 S FF 93 B SI 92 B SI 93 F FF 93 B FF 92 4-2 22 BB 5 1B BB		C FF 91 C CU 77 X CU 78 0-2 ② F7		L FF 90 B FF 88 B FF 90 1 SAFE 1 SAFE B FF 91 B FF 89 4-1 5 G4-6-3 1-2 BB		B SI 91 C SI 91 B SL 87 S SI 91 C CU 74 2-3 ① K			2	0	0	0	2	1	0
5 Freddie Freeman, L (1, 3) OBP: 0.375, SLG: 0.480	F FF 92 B CU 77 X FF 93 1-1 22 BB 1-2 1B		B FF 93 S FF 93 B CH 85 S CH 84 F FF 92 B CH 82 F FF 93 S FF 93 3-3 ③ K		F SI 92 B SI 90 B CU 75 F FF 92 F CH 82 X FF 91 2-2 ① ② G4-6-3 1-2f 2-3		F SI 91 B SL 88 F SI 92 C CU 74 1-3 ② K			4	0	1	0	0	2	2
8 Justin Upton, R (1, 7) OBP: 0.353, SLG: 0.505	B CH 83 S FF 93 S FF 94 B FF 93 F CH 84 T FF 94 2-2 ② K			T FF 92 C CU 78 B CH 84 F FF 93 B FF 93 B FF 94 F CH 84 F FF 94 F FF 92 3-2 X CH 84 HR	B FF 92 C FF 92 F FF 92 B FF 92 B FF 92 B FF 93 4-2 22 1B BB		B SL 89 B SI 91 C SL 89 F SI 89 S SI 91 2-3 ③ K			3	1	1	1	1	2	2
22 Jason Heyward, L (1, 9) OBP: 0.356, SLG: 0.392	B SI 93 B CU 76 B SI 93 B SI 92 4-0 1-2 2-3 BB			B CU 76 F SI 92 X FF 92 1-1 ① G3	C SI 92 B SI 92 X SI 93 1-1 1-2 3-H 1B			C S SI 90 S CU 75 0-3 ① K		3	0	1	1	1	1	0
23 Chris Johnson, R (1, 5) OBP: 0.298, SLG: 0.380	C SI 93 S FF 94 F CU 77 B FF 95 F FF 93 S FF 94 1-3 ③ K			F SI 92 B SI 92 S FF 92 F FF 93 F FF 92 B CH 84 F FF 92 X SI 93 2-2 14 F9 11 1B 1B	B SI 91 S FC 85 B FC 88 X FC 86 2-1 ③ F7			B SI 91 S SL 87 B SI 91 S CH 84 B CH 85 B SI 91 4-2 14 1B 24 1B BB		3	1	1	0	1	1	5
11 Gerald Laird, R (1, 2) OBP: 0.302, SLG: 0.288		C SI 91 T CU 76 T FF 92 0-2 ① K		B SI 92 B SI 93 S SI 92 F FF 92 F FF 93 F CU 77 X CH 84 2-2 1-2 1B		B SI 91 X SI 91 1-0 ① P4		C SI 91 C SL 88 D SL 88 F CU 74 S SI 90 1-3 ② K		4	0	1	0	0	2	1
14 Ramiro Pena, S (1, 6) OBP: 0.290, SLG: 0.319		C SI 93 M CH 83 F FF 93 S FF 92 0-3 ② K		X CH 82 0-0 ② F9 2-3		F KC 80 B SI 91 F SI 91 B FC 88 S SI 91 2-3 ② K		X CH 83 0-0 24 1B 1-2 1B		4	0	1	0	0	2	2
40 Alex Wood, R (1, 1) OBP: 0.148, SLG: 0.080 48 David Carpenter, R (8, 1) 24 Evan Gattis, R (8, PH) OBP: 0.332, SLG: 0.511 2 B.J. Upton, R (8, PR) OBP: 0.278, SLG: 0.329 46 Craig Kimbrel, R (9, 1)		C SI 92 F FF 92 B SI 94 B CU 78 B FF 94 T FF 92 3-2 ③ K		C FF 91 L FF 92 S CU 77 0-3 ③ K		C SI 91 F KC 81 B FC 88 B FC 88 X SI 90 2-2 1B		B SI 90 S CH 85 F SI 91 F CH 84 F CU 75 B SI 91 X CU 74 2-2 1-3 2-H 1B		3 0 1 0 0	0 0 0 0 0	1 0 1 0 0	0 0 1 0 0	0 0 1 0 0	2 0 0 0 0	2 0 0 0 0
Inning Stats	R: 0 H: 1 E: 0 LOB: 3 K: 3 BB: 2 S: 16 P: 29	R: 0 H: 0 E: 0 LOB: 0 K: 3 BB: 0 S: 10 P: 13	R: 0 H: 0 E: 0 LOB: 0 K: 1 BB: 0 S: 9 P: 13	R: 1 H: 3 E: 0 LOB: 2 K: 1 BB: 0 S: 25 P: 33	R: 1 H: 2 E: 0 LOB: 2 K: 0 BB: 2 S: 13 P: 27	R: 0 H: 1 E: 0 LOB: 1 K: 1 BB: 0 S: 11 P: 19	R: 0 H: 0 E: 0 LOB: 0 K: 3 BB: 0 S: 9 P: 14	R: 1 H: 2 E: 0 LOB: 2 K: 2 BB: 1 S: 16 P: 24		1B: 8 SF: 0 2B: 0 SAC: 0 3B: 0 DP: 1 HR: 1 HBP: 0				WP: 0 PA: 37 PB: 0 SB: 0 CS: 0		

PITCHER	IP	WLS	BF	H	R	ER	SO	BB	IBB	HBP	BLK	WP	HR	S	P	ERA	WHIP
47 Gio González, L (1, 1) ERA: 4.0	4.2	L	23	6	2	2	8	4	0	0	0	0	1	71	111	3.86	2.143
35 Craig Stammen, R (5, 1) ERA: 3.77	1.1		5	1	0	0	1	0	0	0	0	0	0	13	23	0.00	0.750
13 Jerry Blevins, L (7, 1) ERA: 5.02	2.0		9	2	1	1	5	1	0	0	0	0	0	25	38	4.50	1.500

PITCHER	IP	WLS	BF	H	R	ER	SO	BB	IBB	HBP	BLK	WP	HR	S	P	ERA	WHIP

Washington Nationals @ New York Mets

Citi Field, Flushing, NY

Tue Aug 12 2014, 7:12 PM - 10:21 PM EDT

Att. 21,200 - Cloudy - 75 F

livebaseballscorecards.com

Batter	1	2	3	4	5	6	7	8	9	AB	R	H	RBI	BB	SO	LOB
2 Denard Span, L (1, 8) OBP: 0.356, SLG: 0.407	C SI 93 B FF 93 S CH 88 B FF 94 C FF 95 2-3 ① K	1 SAFE B FF 94 B CH 87 D SL 82 C FF 93 X FF 94 3-1 ③ G1-3			F FF 92 B FF 91 X FF 91 1-1 ①② G3-6 1-2f	B CU 76 F CU 76 B FF 92 X FC 88 2-1 ③ G4-3			F SI 90 F SL 87 B SI 92 X SI 92 1-2 ① G1-3	5	0	0	0	0	1	2
3 Asdrúbal Cabrera, S (1, 4) OBP: 0.309, SLG: 0.387	X FF 94 0-0 2B		C SL 81 X CH 86 0-1 6 G6-3 1B		F FF 92 B FF 92 B CH 85 F FF 92 X FF 93 2-2 ③ P4		C CU 78 B CU 78 F FC 90 B CU 78 F FC 91 X SI 93 2-2 6 G6-3 2B		C SL 86 B SL 84 X CH 85 1-1 ② F9	5	0	3	0	0	0	0
6 Anthony Rendon, R (1, 5) OBP: 0.331, SLG: 0.469	B SL 83 B SL 82 C FF 94 B FF 93 F SL 81 F FF 94 X FF 94 3-2 ② P3		X FF 92 0-0 ① G6-3 1-2			C SL 79 B FF 91 F FF 91 B SI 91 B SL 81 X SL 79 3-2 HR	C FF 92 X FC 88 0-1 ① G6-3 2-3		B SL 85 C SL 86 B CH 85 X SL 85 2-1 ③ G5-3	5	1	1	1	0	0	3
25 Adam LaRoche, L (1, 3) OBP: 0.370, SLG: 0.453	C FF 94 C FF 93 B FF 93 B CH 86 B FF 95 T FF 94 3-2 ③ K		F SL 80 F FF 92 B CH 83 X FF 93 1-2 ② L8			C SL 81 B CH 88 B SI 92 B FF 93 F FF 92 B SI 92 4-2 20 HR BB	F CU 79 X CU 80 0-1 ② G1-3			3	1	0	0	1	1	3
20 Ian Desmond, R (1, 6) OBP: 0.298, SLG: 0.428		C SI 92 B FF 93 B FF 93 S SL 83 F SL 84 B FF 94 B FF 94 4-2 34 HR BB	B FF 92 C FF 92 B FF 92 B FF 93 X SL 82 3-1 ③ F8			B FF 91 B FF 92 X SL 80 2-0 1-H HR	C FF 94 B FF 94 D FC 91 B FC 89 T FF 92 F FF 93 F FF 94 S FC 92 3-3 ③ K			3	2	1	2	1	1	2
34 Bryce Harper, L (1, 7) OBP: 0.338, SLG: 0.380		X FF 93 0-0 1-H HR		X SL 82 0-0 ① G3		B FF 92 B FC 90 X FF 92 2-0 ① F7		X SI 88 0-0 18 G6-4-3 40 1B		4	1	2	2	0	0	0
40 Wilson Ramos, R (1, 2) OBP: 0.335, SLG: 0.401		F FF 93 B FF 93 B SL 84 F FF 93 F FF 93 B FF 93 T FF 94 3-2 ① K		F FF 91 C SI 93 F FF 92 F FF 94 F SL 80 F FF 93 B FF 91 S SI 94 1-3 ② K		S FF 94 X FF 93 0-1 18 HR 1B		C FF 88 X FF 90 0-1 18 G6-4-3 1-2 1B		4	1	2	0	0	2	0
18 Michael Taylor, R (1, 9) OBP: 0.500, SLG: 1.250		F FF 93 C FF 93 X FF 92 0-2 1B		B SI 93 C SL 82 S SL 81 B SL 81 B FF 93 F SL 79 F FF 94 F FF 93 X SL 81 3-2 ③ G5-3		B FC 89 B FC 90 T FC 92 X FF 93 2-1 1-H HR		X SL 85 0-0 ①② G6-4-3 1-2f 2-3		4	1	2	2	0	0	2
58 Doug Fister, L (1, 1) OBP: 0.063, SLG: 0.063 7 Scott Hairston, R (8, PH) OBP: 0.274, SLG: 0.339 48 Ross Detwiler, R (8, 1)		C FF 93 X SI 92 0-1 ② B1			B FF 92 B SI 91 C FF 92 X SI 92 2-1 2 G3-6 1B	C FF 93 C CU 78 S CU 79 0-3 ② K		B FF 91 B SL 84 S FF 90 F FF 92 B FF 92 S FF 91 3-3 ③ K		3 1 0	0 0 0	1 0 0	0 0 0	0 0 0	1 1 0	1 1 0
Inning Stats	R: 0 E: 0 K: 2 S: 11 H: 1 LOB: 1 BB: 0 P: 19	R: 2 E: 0 K: 1 S: 15 H: 2 LOB: 1 BB: 1 P: 25	R: 0 E: 0 K: 0 S: 8 H: 1 LOB: 1 BB: 0 P: 12	R: 0 E: 0 K: 1 S: 14 H: 0 LOB: 0 BB: 0 P: 18	R: 0 E: 0 K: 0 S: 7 H: 1 LOB: 0 BB: 0 P: 12	R: 5 E: 0 K: 1 S: 16 H: 4 LOB: 0 BB: 1 P: 31	R: 0 E: 0 K: 1 S: 13 H: 1 LOB: 1 BB: 0 P: 18	R: 0 E: 0 K: 1 S: 7 H: 2 LOB: 1 BB: 0 P: 10	R: 0 E: 0 K: 0 S: 7 H: 0 LOB: 0 BB: 0 P: 11	1B: 6 2B: 2 3B: 0 HR: 4 SF: 0 SAC: 0 DP: 2 HBP: 0						

TOP	
AB	37
R	7
H	12
RBI	7
BB	2
SO	7
LOB	14

WP: 0 PA: 39
PB: 0
SB: 0
CS: 0

PITCHER		IP	WLS	BF	H	R	ER	SO	BB	IBB	HBP	BLK	WP	HR	S	P	ERA	WHIP
50 Rafael Montero, R ERA: 6.12	(1, 1)	5.0	L	23	7	5	5	4	2	0	0	0	0	3	61	101	9.00	1.800
52 Carlos Torres, R ERA: 3.76	(6, 1)	2.0		9	3	2	2	2	0	0	0	0	0	1	23	34	9.00	1.500
44 Buddy Carlyle, R ERA: 0.59	(8, 1)	1.0		4	2	0	0	1	0	0	0	0	0	0	7	10	0.00	2.000
61 Dana Eveland, L ERA: 2.74	(9, 1)	1.0		3	0	0	0	0	0	0	0	0	0	0	7	11	0.00	0.000

PITCHER	IP	WLS	BF	H	R	ER	SO	BB	IBB	HBP	BLK	WP	HR	S	P	ERA	WHIP

BOTTOM

Batter	1	2	3	4	5	6	7	8	9	AB	R	H	RBI	BB	SO	LOB
3 Curtis Granderson, L (1, 9) OBP: 0.330, SLG: 0.387	C SI 84 B SI 84 C SI 84 B FC 82 F SI 87 B SI 87 F SI 87 S SI 89 3-3 ① **K**		B SI 84 C SI 84 B SI 86 X CH 78 2-1 ③ G4-3			C SI 82 F CH 76 B SI 85 X SI 86 1-2 ① L8	C SI 86 B CH 75 B SI 87 F SI 87 X FC 80 2-2 ③ F7		B FF 93 B FF 92 F SI 91 F SI 91 F SI 92 B FF 93 F SI 90 X SI 91 3-2 ③ P5	5	0	0	0	0	1	2
28 Daniel Murphy, L (1, 4) OBP: 0.349, SLG: 0.437	C SI 87 F SI 88 S SI 88 0-3 ② **K**			B SI 84 B SI 85 T CH 77 X SI 86 2-1 ① G4-3		X CU 69 0-0 5 1B 1B		B FF 92 C SI 91 X SI 91 1-1 21 HBP 5 1B 29 SF8 1B		4	1	2	0	0	1	0
5 David Wright, R (1, 5) OBP: 0.331, SLG: 0.384	B SI 87 C FF 86 X SI 88 1-1 ③ L8			X FC 84 0-0 ② F9		B SI 86 F FF 87 X FC 80 1-1 **1-2** 1B		B SI 92 X SI 92 1-0 29 SF8 21 HBP **1-2** 1B		4	0	2	0	0	0	0
21 Lucas Duda, L (1, 3) OBP: 0.353, SLG: 0.490		B SI 85 B SI 87 B FF 87 C SI 87 S SI 86 C SI 87 3-3 ① **K**		C CH 75 B FC 82 C FF 87 F FC 85 F SI 88 B SI 87 X FF 87 2-2 1B		C SI 86 B FC 84 B SI 88 X SI 88 2-1 ② F7		B SI 90 H SI 91 2-0 **1-2** **2-3** HBP		3	0	1	0	0	1	2
7 Travis d'Arnaud, R (1, 2) OBP: 0.292, SLG: 0.385		B SI 86 B FF 86 C FF 88 X FF 87 2-1 2B		F FC 80 C CU 77 B SI 88 D FC 80 D CU 72 X SI 88 3-2 ③ L8		B FF 87 B SI 87 C SI 87 F FF 86 X FC 85 2-2 ③ F8		F SI 93 X SI 93 0-1 ① F8		4	0	1	0	0	0	6
6 Matthew den Dekker, L (1, 7) OBP: 0.246, SLG: 0.232 29 Eric Campbell, R (8, PH) OBP: 0.343, SLG: 0.385 (9, 7)		B FF 88 C SI 87 C SI 87 B SI 88 X FF 88 2-2 ② F8			C SI 85 F SI 86 B CH 80 X SI 87 1-2 ① G4-3		B SI 84 S SI 84 B SI 85 B SI 84 X SI 85 3-1 ① G4-3	B SI 94 B SI 92 X SI 91 2-0 ② SF8 **2-3** **3-H**		3 0	0 0	0 0	0 1	0 0	0 0	1 0
12 Juan Lagares, R (1, 8) OBP: 0.322, SLG: 0.385		B SI 87 X SI 88 1-0 ③ P3			C FC 80 B CH 75 F SI 88 X CU 72 1-2 ② F9		C SI 86 F FC 80 X SI 86 0-2 4 1B 1B	C SI 93 X CH 83 0-1 ③ F7		4	0	1	0	0	0	3
4 Wilmer Flores, R (1, 6) OBP: 0.264, SLG: 0.306			C SI 82 X SI 83 0-1 ① L9		C FF 86 C CH 78 X FC 81 0-2 1B		B SI 86 C SI 87 X SI 87 1-1 **1-2** 1B		B FF 93 C SI 92 B CH 83 X SI 91 2-1 ① G5-3	4	0	2	0	0	0	0
50 Rafael Montero, R (1, 1) 52 Carlos Torres, R (6, 1) 9 Kirk Nieuwenhuis, L (7, PH) OBP: 0.325, SLG: 0.464 44 Buddy Carlyle, L (8, 1) 61 Dana Eveland, L (9, 1) 22 Eric Young Jr., S (9, PH) OBP: 0.304, SLG: 0.295			B FF 83 C SI 83 X SI 84 1-1 ② G6-3		F SI 87 C SI 88 X FC 84 0-2 ③ F8		C X FC 85 0-1 ② F8		B FF 92 C SI 93 X FF 92 1-1 ② L8	2 0 1 0 0 1	0 0 0 0 0 0	0 0 0 0 0 0	0 0 0 0 0 0	0 0 0 0 0 0	0 0 2 0 0 0	1 0 0 0 0 0
Inning Stats	R: 0 E: 0 K: 2 S: 10 H: 0 LOB: 0 BB: 0 P: 14	R: 0 E: 0 K: 1 S: 9 H: 1 LOB: 1 BB: 0 P: 17	R: 0 E: 0 K: 0 S: 6 H: 0 LOB: 0 BB: 0 P: 9	R: 0 E: 0 K: 0 S: 11 H: 1 LOB: 1 BB: 0 P: 18	R: 0 E: 0 K: 0 S: 12 H: 1 LOB: 1 BB: 0 P: 14	R: 0 E: 0 K: 0 S: 11 H: 2 LOB: 2 BB: 0 P: 17	R: 0 E: 0 K: 0 S: 12 H: 2 LOB: 2 BB: 0 P: 18	R: 1 E: 0 K: 0 S: 8 H: 2 LOB: 2 BB: 0 P: 14	R: 0 E: 0 K: 0 S: 9 H: 0 LOB: 0 BB: 0 P: 15	1B: 8 2B: 1 3B: 0 HR: 0	SF: 1 SAC: 0 DP: 0 HBP: 1					WP: 0 PB: 0 SB: 0 CS: 0	PA: 37

PITCHER		IP	WLS	BF	H	R	ER	SO	BB	IBB	HBP	BLK	WP	HR	S	P	ERA	WHIP
58 Doug Fister, R ERA: 2.34	(1, 1)	7.0	W	28	7	0	0	3	0	0	0	0	0	0	71	107	0.00	1.000
48 Ross Detwiler, L ERA: 3.42	(8, 1)	2.0		9	2	1	1	0	0	0	1	0	0	0	17	29	4.50	1.000

PITCHER	IP	WLS	BF	H	R	ER	SO	BB	IBB	HBP	BLK	WP	HR	S	P	ERA	WHIP

Washington Nationals @ New York Mets

Citi Field, Flushing, NY

Tue Aug 12 2014, 7:12 PM - 10:21 PM EDT

Att. 21,200 - Cloudy - 75 F

livebaseballscorecards.com

AB	35
R	1
H	9
RBI	1
BB	0
SO	3
LOB	17

Batter	1	2	3	4	5	6	7	8	9	AB	R	H	RBI	BB	SO	LOB
18 Michael Taylor, R (1, 8) (8, 9) OBP: 0.250, SLG: 0.625	C FF 88 C SI 88 C SI 88 0-3 ① K		S SI 88 S SI 86 S SI 87 0-3 ② K			C SL 83 B SL 85 F SI 90 B SI 91 S FF 91 2-3 ① K		L SI 95 B SL 87 C SL 86 F FF 97 X SI 97 1-2 ① G6-3		4	0	0	0	0	3	2
3 Asdrúbal Cabrera, S (1, 4) OBP: 0.309, SLG: 0.393	X FF 90 0-0 ② F8		C SI 88 X SI 89 0-1 ③ G6-3			B SI 90 X SI 91 1-0 ② F7		B SI 95 F SI 96 F SI 97 B SI 96 X SL 89 2-2 HR		4	1	1	1	0	0	2
6 Anthony Rendon, R (1, 5) OBP: 0.331, SLG: 0.467	C FF 89 C FF 90 C FF 92 0-3 ③ K			C FF 90 T FF 91 F FF 92 B SL 84 B SL 84 B FF 91 F SI 90 X SI 89 3-2 20 G4-6-3 25 BB 1B		B FF 93 B SL 84 B SI 90 C SI 88 X SI 88 3-1 ③ F9		B SI 96 F SI 96 C SL 86 X SI 96 1-2 ② G6-3		4	0	1	0	0	1	0
25 Adam LaRoche, L (1, 3) OBP: 0.374, SLG: 0.456		C SI 86 X FF 89 0-1 ① F7		B CH 80 1 SAFE 1 SAFE B SI 86 B SI 86 C SI 87 F SI 86 B SI 87 4-2 20 G4-6-3 BB 1-2			B SI 88 F SI 89 X FF 94 1-1 20 E 34 SF9 2B	B FF 96 F SI 96 B CH 88 B SI 94 F FF 97 B FF 96 4-2 20 S BB		2	1	1	0	2	0	0
20 Ian Desmond, R (1, 6) OBP: 0.298, SLG: 0.427		B FF 90 X SI 88 1-0 ② G5-3		B SI 89 B SI 89 B SI 88 C SI 89 C SI 89 F SI 88 F FF 91 X SI 90 3-2 ① ② G4-6-3 1-2f 2-3			F FF 92 F SI 89 F FF 92 X SI 89 0-2 E8 40 1B 19 SF7 2-3 1B	B SI 96 C SL 86 X SI 94 1-1 ③ G6-3 1-2		4	1	1	0	0	0	3
34 Bryce Harper, L (1, 9) (8, 7) OBP: 0.336, SLG: 0.380		C SI 89 C SI 90 T FF 92 0-2 ③ K		S FF 93 F FF 93 B FF 92 B FF 93 C SI 90 2-3 ③ K			C SI 90 B FF 92 X SI 91 1-1 ① SF9 3-H		B CU 84 B CU 82 F FF 96 S SI 95 B FF 97 X FF 96 3-2 1B	3	0	1	1	0	2	1
40 Wilson Ramos, R (1, 2) OBP: 0.338, SLG: 0.408			B SI 88 X SI 86 1-0 19 1B 2B		B SI 86 F FF 90 X FF 92 1-1 ① F9		X SI 88 0-0 2-3 1B		F FF 96 1 SAFE S FF 96 F FF 96 S CU 84 0-3 ① K	4	0	2	0	0	1	1
19 Kevin Frandsen, R (1, 7) OBP: 0.282, SLG: 0.296 2 Denard Span, L (8, 8) OBP: 0.356, SLG: 0.406			X FF 90 0-0 2-3 1B		C FF 90 S SL 80 C SI 90 0-3 ② K		C SI 89 X SL 82 0-1 ② SF7 3-H		X SI 94 0-0 ② F9	2 1	0 0	1 0	1 0	0 0	1 0	0 1
27 Jordan Zimmermann, R (1, 1) OBP: 0.214, SLG: 0.179 22 Drew Storen, S (7, 1) 36 Tyler Clippard, R (8, 1) 7 Scott Hairston, R (9, PH) OBP: 0.270, SLG: 0.333 29 Rafael Soriano, R (9, 1)			C SI 86 L SI 88 T SI 87 0-2 ① K		C FF 90 X FF 91 0-1 ③ F8		C SI 87 C SI 88 B SI 89 X SI 88 1-2 ③ G5-3		C FF 96 C FF 96 B FF 96 1 SAFE B FF 98 S FF 95 2-3 ③ K	3 0 0 1 0	0 0 0 0 0	0 0 0 0 0	0 0 0 0 0	0 0 0 1 0	1 0 0 1 0	3 0 0 1 0
Inning Stats	R: 0 H: 0 E: 0 LOB: 0 K: 2 BB: 0 S: 7 P: 7	R: 0 H: 0 E: 0 LOB: 0 K: 1 BB: 0 S: 6 P: 7	R: 0 H: 2 E: 0 LOB: 2 K: 2 BB: 0 S: 10 P: 11	R: 0 H: 1 E: 0 LOB: 1 K: 1 BB: 1 S: 15 P: 27	R: 0 H: 0 E: 0 LOB: 0 K: 1 BB: 0 S: 7 P: 8	R: 0 H: 0 E: 0 LOB: 0 K: 1 BB: 0 S: 6 P: 12	R: 2 H: 3 E: 1 LOB: 1 K: 0 BB: 0 S: 14 P: 17	R: 1 H: 1 E: 0 LOB: 1 K: 0 BB: 1 S: 14 P: 23	R: 0 H: 1 E: 0 LOB: 1 K: 2 BB: 0 S: 11 P: 16	1B: 5 2B: 2 3B: 0 HR: 1	SF: 2 SAC: 0 DP: 1 HBP: 0					

PITCHER		IP	WLS	BF	H	R	ER	SO	BB	IBB	HBP	BLK	WP	HR	S	P	ERA	WHIP
40 Bartolo Colon, R ERA: 3.85	(1, 1)	7.0	L	27	6	2	1	8	1	0	0	0	0	0	65	89	1.29	1.000
27 Jeurys Familia, R ERA: 2.09	(8, 1)	1.0		5	1	1	1	0	1	0	0	0	0	1	14	23	9.00	2.000
38 Vic Black, R ERA: 2.15	(9, 1)	1.0		4	1	0	0	2	0	0	0	0	0	0	11	16	0.00	1.000

PITCHER	IP	WLS	BF	H	R	ER	SO	BB	IBB	HBP	BLK	WP	HR	S	P	ERA	WHIP

TOP

Washington Nationals @ New York Mets

Citi Field, Flushing, NY

Wed Aug 13 2014, 7:10 PM - 9:57 PM EDT

Att. 21,364 - Overcast - 77 F

livebaseballscorecards.com

AB	32
R	3
H	8
RBI	3
BB	2
SO	10
LOB	14

BOTTOM

Washington Nationals @ New York Mets

Citi Field, Flushing, NY

Wed Aug 13 2014, 7:10 PM - 9:57 PM EDT

Att. 21,364 - Overcast - 77 F

livebaseballscorecards.com

Batter	1	2	3	4	5	6	7	8	9	AB	R	H	RBI	BB	SO	LOB
3 Curtis Granderson, L (1, 9) OBP: 0.329, SLG: 0.385	C FF 94 T FF 94 B FF 94 X SL 89 1-2 28 G4-6-3 1B		C FF 94 C FF 94 B FF 94 T FF 95 1-2 ③ K			S FF 93 B FF 93 C FF 94 B FF 94 F FF 94 S SL 89 2-3 ① K		X FF 91 0-0 ① P4	X SI 92 0-0 ③ G1-3	5	0	1	0	0	2	2
28 Daniel Murphy, L (1, 4) OBP: 0.346, SLG: 0.434	1 SAFE C FF 95 C FF 94 X FF 94 0-2 ①② G4-6-3 1-2f			X FF 95 0-0 ① F8		C FF 94 X FF 94 0-1 ② P5		B CU 74 C CH 78 F FF 91 B FS 81 F CH 79 T FF 91 2-2 ② K		4	0	0	0	0	1	1
5 David Wright, R (1, 5) OBP: 0.333, SLG: 0.385	C FF 95 B SL 90 C FF 94 B FF 94 F FF 95 X FF 94 2-2 ③ 1B			C FF 94 X CU 81 0-1 ② F9		X SL 88 0-0 ③ L7		F FF 91 X CU 75 0-1 1B		4	0	2	0	0	0	0
21 Lucas Duda, L (1, 3) OBP: 0.352, SLG: 0.488		X FF 94 0-0 ① G3		B CU 80 C SL 89 C FF 95 B SL 89 X FF 95 2-2 7 E 1B			B FF 94 X CU 79 1-0 E3 12 E 6 1B 4 FC5-2	B FF 91 X FF 91 1-0 ③ F8		4	1	1	0	0	0	1
7 Travis d'Arnaud, R (1, 2) OBP: 0.295, SLG: 0.398		C FF 94 B SL 90 S SL 89 F FF 94 B SL 88 F FF 94 X SL 89 2-2 6 G5-3 1B		C SL 89 F FF 94 X FF 94 0-2 E7 1-H			C FF 94 X FF 94 0-1 ① F9		B FF 90 S FF 91 F FF 92 B SL 86 X FF 91 2-2 HR	4	1	2	1	0	0	1
6 Matthew den Dekker, L (1, 7) OBP: 0.262, SLG: 0.250		B FF 95 B FF 94 B FF 94 C FF 94 C FF 95 X FF 94 3-2 ② G5-3 1-2		X FF 94 0-0 ③ G6-3			C FF 94 X FF 95 0-1 4 FC5-2 12 E 1-2 1B		X SI 92 0-0 4 1B 29 FC6-2 1B	4	0	2	0	0	0	2
12 Juan Lagares, R (1, 8) OBP: 0.321, SLG: 0.382		B SL 89 T SL 88 F FF 94 B FF 95 S SL 88 2-3 ③ K			S SL 88 C FF 94 F SL 87 X FF 95 0-2 ① L8		D SL 90 S FF 94 1 SAFE H FF 94 2-1 4 FC5-2 1-2 2-3 HBP		L SL 87 X SL 85 0-1 ① B1	3	0	0	0	0	1	2
4 Wilmer Flores, R (1, 6) OBP: 0.264, SLG: 0.304 22 Eric Young Jr., S (9, PR) OBP: 0.304, SLG: 0.295			C FF 94 F FF 94 B SL 89 F FF 94 X FF 95 1-2 ① L5		C FF 94 B SL 89 X FF 94 1-1 ② P4		X SI 95 0-0 ② FC5-2 1-2 2-3 3-Hf		1 SAFE B FF 92 B FF 92 S FF 91 X FF 90 2-1 29 S 1-3 1B	4 0	0 0	1 0	0 0	0 0	0 0	3 0
40 Bartolo Colon, R (1, 1) OBP: 0.042, SLG: 0.063 9 Kirk Nieuwenhuis, L (7, PH) OBP: 0.321, SLG: 0.457 27 Jeurys Familia, R (8, 1) OBP: 1.000, SLG: 1.000 38 Vic Black, R (9, 1) 29 Eric Campbell, R (9, PH) OBP: 0.340, SLG: 0.382			C FF 95 F FF 95 X SL 89 0-2 ② G6-3		C FF 94 B FF 94 B FF 95 F FF 94 F FF 93 S FF 94 2-3 ③ K		B SL 82 S SI 95 B FF 95 S CH 88 F CH 88 F SL 83 S CH 88 2-3 ③ K		C FF 92 X SL 87 0-1 ② FC6-2 1-2 3-H	2 1 0 0 1	0 0 0 0 0	0 0 0 0 0	0 0 0 0 0	1 1 0 0 0	0 3 0 0 2	0 0 0 0 0
Inning Stats	R: 0 E: 0 K: 0 S: 10 H: 2 LOB: 1 BB: 0 P: 13	R: 0 E: 0 K: 1 S: 12 H: 1 LOB: 1 BB: 0 P: 19	R: 0 E: 0 K: 1 S: 10 H: 0 LOB: 0 BB: 0 P: 12	R: 1 E: 1 K: 0 S: 10 H: 1 LOB: 1 BB: 0 P: 12	R: 0 E: 0 K: 1 S: 10 H: 0 LOB: 0 BB: 0 P: 13	R: 0 E: 0 K: 1 S: 7 H: 0 LOB: 0 BB: 0 P: 9	R: 0 E: 2 K: 1 S: 12 H: 1 LOB: 3 BB: 0 P: 17	R: 0 E: 0 K: 1 S: 8 H: 1 LOB: 1 BB: 0 P: 11	R: 1 E: 0 K: 0 S: 11 H: 3 LOB: 2 BB: 0 P: 15	1B: 8 2B: 0 3B: 0 HR: 1	SF: 0 SAC: 0 DP: 1 HBP: 1		WP: 0 PB: 0 SB: 1 CS: 0	PA: 37			

	AB	36
	R	2
	H	9
	RBI	1
	BB	0
	SO	6
	LOB	17

PITCHER		IP	WLS	BF	H	R	ER	SO	BB	IBB	HBP	BLK	WP	HR	S	P	ERA	WHIP
27 Jordan Zimmermann, R ERA: 2.92	(1, 1)	6.1	W	25	5	1	0	4	0	0	1	0	0	0	65	87	0.00	0.789
22 Drew Storen, R ERA: 1.64	(7, 1)	0.2	H	2	0	0	0	1	0	0	0	0	0	0	6	8	0.00	0.000
36 Tyler Clippard, R ERA: 1.59	(8, 1)	1.0	H	4	1	0	0	1	0	0	0	0	0	0	8	11	0.00	1.000
29 Rafael Soriano, R ERA: 1.94	(9, 1)	1.0	S	6	3	1	1	0	0	0	0	0	0	1	11	15	9.00	3.000

PITCHER		IP	WLS	BF	H	R	ER	SO	BB	IBB	HBP	BLK	WP	HR	S	P	ERA	WHIP

Washington Nationals @ New York Mets

Citi Field, Flushing, NY

Thu Aug 14 2014, 7:11 PM - 10:03 PM EDT

Att. 22,782 - Partly Cloudy - 77 F

livebaseballscorecards.com

Batter	1	2	3	4	5	6	7	8	9	AB	R	H	RBI	BB	SO	LOB
2 Denard Span, L (1, 8) OBP: 0.352, SLG: 0.402	C SI 88 X FF 89 0-1 ① P2	B KC 73 F CH 83 X CH 83 1-1 ③ G3-1		B CH 82 F SI 89 B FF 89 X CH 83 2-1 ③ G1-3			C FF 92 F SL 85 B CU 78 B SL 86 S CU 78 2-3 ② K2-3		C CU 77 X CH 88 0-1 ① G4-3	5	0	0	0	0	1	2
3 Asdrúbal Cabrera, S (1, 4) OBP: 0.310, SLG: 0.390	B KC 73 C FF 88 B FF 88 F FF 90 F FF 90 B CH 83 B SI 90 4-2 25 HR BB		B FF 88 C SI 88 S CH 81 B CH 82 S SI 90 2-3 ① K	B CH 80 X SI 87 1-0 ① F9			B FF 92 B SI 91 B SI 91 B FF 92 4-0 25 BB 6 1B BB		B SI 93 C CH 88 F FF 94 T FF 94 1-2 ② K	3	1	0	0	2	2	0
6 Anthony Rendon, R (1, 5) OBP: 0.329, SLG: 0.464	C FF 89 X FF 90 0-1 ② L7		B FF 89 C CH 83 B SI 89 C SI 90 X CH 83 2-2 ② F7	B FF 88 X SI 88 1-0 ② F9			B CU 79 B CH 86 C FF 91 1 SAFE X FF 92 2-1 25 BB 1-2 1B		C SL 86 C CU 79 X FC 94 0-2 ③ G6-3	5	0	1	0	0	0	1
25 Adam LaRoche, L (1, 3) OBP: 0.375, SLG: 0.463	C KC 73 F KC 73 X FF 90 0-2 1-H HR		C SI 90 B CH 84 X CH 84 1-1 ③ G3		C SL 79 S KC 74 B CH 83 B CH 84 X CH 83 2-2 ③ G3		C SL 87 D CU 80 B SL 88 D SL 88 S FF 93 B FF 93 4-2 1-2 2-3 BB			3	1	1	2	1	0	0
20 Ian Desmond, R (1, 6) OBP: 0.301, SLG: 0.428	F FF 90 F FF 90 X KC 75 0-2 1B			B SL 82 C SL 79 B KC 74 B SI 90 C SI 90 B SI 91 4-2 34 HR BB		X SI 88 0-0 59 G5-3 34 S 1B	C FC 90 F FC 90 F FC 90 S FF 95 0-3 ③ K			3	1	2	0	1	1	3
34 Bryce Harper, L (1, 7) OBP: 0.335, SLG: 0.392	1 SAFE B FF 89 X CH 82 1-0 ③ F9			F FF 88 1 SAFE B FF 89 X SI 88 1-1 1-H HR		1 SAFE F SI 89 1 SAFE F FF 90 S KC 73 0-3 ① K 1-2		C CU 78 S CU 78 B FF 94 B FF 93 F CU 79 S CU 80 2-3 ① K		4	1	1	2	0	2	2
59 Jose Lobaton, S (1, 2) OBP: 0.273, SLG: 0.285		B SL 81 F FF 88 F FC 89 B FF 90 X CH 81 2-2 ① G3		B KC 74 C CH 84 X FF 90 1-1 ① F7		B KC 73 B CH 82 X SI 90 2-0 ② G5-3 2-3		C CU 79 C CU 78 B CH 83 B FF 95 B CU 79 B FF 90 4-2 BB		3	0	0	0	1	0	1
18 Michael Taylor, R (1, 9) OBP: 0.333, SLG: 0.500		C FF 88 B SL 82 B SL 80 B SI 90 B FF 89 4-1 37 SH1-4 BB		B FF 90 B SI 91 C SI 90 B FF 90 B SI 91 4-1 37 SH1-4 BB		F SI 90 S SL 81 F SL 81 S SI 90 0-3 ③ K		C FF 93 X FC 88 0-1 ② F8		2	0	0	0	2	1	2
37 Stephen Strasburg, R (1, 1) OBP: 0.192, SLG: 0.109 19 Kevin Frandsen, R (8, PH) OBP: 0.280, SLG: 0.294 36 Tyler Clippard, R (8, 1) 29 Rafael Soriano, R (9, 1)		L FF 86 L FF 88 B FF 87 X FF 87 1-2 ② SH1-4 1-2		L FF 89 B SL 78 X SI 88 1-1 ② SH1-4 1-2			C FF 90 B FF 91 X CH 84 1-1 ① F9	C FC 91 X FF 94 0-1 ③ F9		1 1 0 0	0 0 0 0	0 0 0 0	0 0 0 0	0 0 0 0	0 0 0 0	0 1 0 0

	AB	30
	R	4
	H	5
	RBI	4
	BB	7
	SO	7
	LOB	12

Inning Stats	1	2	3	4	5	6	7	8	9
	R: 2 E: 0 K: 0 S: 14	R: 0 E: 0 K: 0 S: 9	R: 0 E: 0 K: 1 S: 8	R: 2 E: 0 K: 0 S: 11	R: 0 E: 0 K: 0 S: 5	R: 0 E: 0 K: 2 S: 9	R: 0 E: 0 K: 2 S: 13	R: 0 E: 0 K: 1 S: 10	R: 0 E: 0 K: 1 S: 8
	H: 2 LOB: 1 BB: 1 P: 19	H: 0 LOB: 1 BB: 1 P: 17	H: 0 LOB: 0 BB: 0 P: 13	H: 1 LOB: 1 BB: 2 P: 24	H: 0 LOB: 0 BB: 0 P: 9	H: 1 LOB: 1 BB: 0 P: 11	H: 1 LOB: 3 BB: 2 P: 26	H: 0 LOB: 1 BB: 1 P: 16	H: 0 LOB: 0 BB: 0 P: 9

1B: 3 SF: 0 WP: 0 PA: 39
2B: 0 SAC: 2 PB: 0
3B: 0 DP: 0 SB: 1
HR: 2 HBP: 0 CS: 0

PITCHER		IP	WLS	BF	H	R	ER	SO	BB	IBB	HBP	BLK	WP	HR	S	P	ERA	WHIP
35 Dillon Gee, R ERA: 3.69	(1, 1)	6.0	L	26	4	4	4	3	4	0	0	0	0	2	56	93	6.00	1.333
66 Josh Edgin, L ERA: 1.59	(7, 1)	0.2		5	1	0	0	1	2	0	0	0	0	0	9	22	0.00	4.500
52 Carlos Torres, R ERA: 3.69	(7, 1)	1.1		5	0	0	0	2	1	0	0	0	0	0	14	20	0.00	0.750
58 Jenrry Mejia, R ERA: 3.84	(9, 1)	1.0		3	0	0	0	1	0	0	0	0	0	0	8	9	0.00	0.000

PITCHER		IP	WLS	BF	H	R	ER	SO	BB	IBB	HBP	BLK	WP	HR	S	P	ERA	WHIP

Batter	1	2	3	4	5	6	7	8	9	AB	R	H	RBI	BB	SO	LOB
3 Curtis Granderson, L (1, 9) OBP: 0.328, SLG: 0.382	B FF 93 F SI 94 B FF 96 F SI 95 F CU 81 F FF 97 X FF 96 2-2 ① G4-3		C FF 96 S CH 90 B SI 95 X CU 82 1-2 ③ G3			B FF 95 F SI 94 S FF 95 B SI 94 B FF 95 F FF 95 B CU 81 4-2 28 G4-6-3 BB		S CH 81 B CH 81 X FF 91 1-1 ③ F9		3	0	0	0	1	0	0
28 Daniel Murphy, L (1, 4) OBP: 0.345, SLG: 0.432	C FF 94 F SI 96 S CU 81 0-3 ② K			C SI 94 B SI 94 X CH 89 1-1 E6 21 S 21 SF8 1B		C SI 94 B SI 94 F SI 94 X CU 80 1-2 ①② G4-6-3 1-2f 2-3			C FF 91 B FC 92 S SL 84 B FF 92 F SL 84 F FF 92 F SL 86 X FC 91 2-2 ① G4-3	4	1	1	0	0	1	2
5 David Wright, R (1, 5) OBP: 0.332, SLG: 0.384	X SI 95 0-0 1B			C FF 94 B FF 94 B CH 87 F FF 94 S FF 96 2-3 ① K		C CU 80 S FF 96 B SI 97 S CU 81 1-3 ③ K			B FC 91 B SL 85 B FF 91 C FC 90 F FC 90 F FF 91 F FC 90 X SL 85 3-2 ② P6	4	0	1	0	0	2	2
21 Lucas Duda, L (1, 3) OBP: 0.349, SLG: 0.484	C SI 95 D CH 88 D SI 96 1 SAFE X SI 95 2-1 ③ G1-3			C CU 81 F FF 96 B FF 96 B FF 97 D CH 90 X FF 97 3-2 ② SF8 2-H			C FF 93 C CH 88 B CH 88 F SI 94 X SI 95 1-2 ① F8		C SI 92 B SL 86 B FF 91 B SL 84 F FC 91 X FF 91 3-2 ③ G4-3	3	0	0	1	0	0	1
7 Travis d'Arnaud, R (1, 2) OBP: 0.295, SLG: 0.395		B FF 96 X FF 96 1-0 ① P3		C CU 81 B CH 88 X FF 96 1-1 ③ G4-3			B CU 80 C CU 80 B CH 87 B FF 95 B FF 94 4-1 BB			2	0	0	0	1	0	0
6 Matthew den Dekker, L (1, 7) OBP: 0.250, SLG: 0.238		B FF 94 C FF 96 S CH 88 B CH 90 F FF 96 B CU 81 S FF 96 3-3 ② K			X CH 87 0-0 ① G6-3		F SI 93 1 SAFE C SI 93 C CU 81 0-3 ② K			3	0	0	0	0	2	1
12 Juan Lagares, R (1, 8) OBP: 0.318, SLG: 0.378		X SI 96 0-0 ③ G1-3			C FF 94 B FF 94 S CH 89 F CH 88 B FF 97 B CU 81 C CU 82 3-3 ② K		C CU 80 B FF 94 S FF 95 T FF 95 1-2 ③ K			3	0	0	0	0	2	1
4 Wilmer Flores, R (1, 6) OBP: 0.258, SLG: 0.297			C SI 94 B SI 94 B CH 89 X FF 96 2-1 ① L9		C FF 96 X SI 96 0-1 ③ G5-3			C FF 91 S FF 91 S FF 91 0-3 ① K		3	0	0	0	0	1	0
35 Dillon Gee, R (1, 1) 22 Eric Young Jr., S (6, PH) OBP: 0.307, SLG: 0.302 66 Josh Edgin, R (7, 1) 52 Carlos Torres, R (7, 1) 9 Kirk Nieuwenhuis, L (8, PH) OBP: 0.317, SLG: 0.451 58 Jenrry Mejia, R (9, 1)			C FF 95 F FF 96 T FF 96 0-2 ② K			C SI 95 B CH 87 C FF 95 B SI 96 F SI 95 X FF 96 2-2 28 G4-6-3 2B		B CH 80 C CH 81 T FF 92 T FF 92 1-2 ② K		1 1 0 0 1 0	0 0 0 0 0 0	0 1 0 0 0 0	0 0 0 0 0 0	1 0 0 0 0 0	0 0 0 0 0 0	0 0 0 0 0 0
Inning Stats	R: 0 E: 0 K: 1 S: 11 H: 1 LOB: 1 BB: 0 P: 15	R: 0 E: 0 K: 1 S: 6 H: 0 LOB: 0 BB: 0 P: 10	R: 0 E: 0 K: 1 S: 8 H: 0 LOB: 0 BB: 0 P: 11	R: 1 E: 1 K: 1 S: 10 H: 1 LOB: 0 BB: 0 P: 17	R: 0 E: 0 K: 1 S: 7 H: 0 LOB: 0 BB: 0 P: 10	R: 0 E: 0 K: 1 S: 13 H: 1 LOB: 1 BB: 1 P: 21	R: 0 E: 0 K: 2 S: 11 H: 0 LOB: 1 BB: 1 P: 17	R: 0 E: 0 K: 2 S: 8 H: 0 LOB: 0 BB: 0 P: 10	R: 0 E: 0 K: 0 S: 14 H: 0 LOB: 0 BB: 0 P: 22	1B: 2 2B: 1 3B: 0 HR: 0 SF: 1 SAC: 0 DP: 1 HBP: 0						

PITCHER		IP	WLS	BF	H	R	ER	SO	BB	IBB	HBP	BLK	WP	HR	S	P	ERA	WHIP
37 Stephen Strasburg, R ERA: 3.53	(1, 1)	7.0	W	25	3	1	0	8	2	0	0	0	0	0	66	101	0.00	0.714
36 Tyler Clippard, R ERA: 1.56	(8, 1)	1.0	H	3	0	0	0	2	0	0	0	0	0	0	8	10	0.00	0.000
29 Rafael Soriano, R ERA: 1.9	(9, 1)	1.0	S	3	0	0	0	0	0	0	0	0	0	0	14	22	0.00	0.000

PITCHER	IP	WLS	BF	H	R	ER	SO	BB	IBB	HBP	BLK	WP	HR	S	P	ERA	WHIP

BOTTOM

Washington Nationals @ New York Mets

Citi Field, Flushing, NY

Thu Aug 14 2014, 7:11 PM - 10:03 PM EDT

Att. 22,782 - Partly Cloudy - 77 F

livebaseballscorecards.com

AB	28
R	1
H	3
RBI	1
BB	2
SO	10
LOB	7

PA: 31

WP: 0
PB: 0
SB: 1
CS: 0

TOP

Pittsburgh Pirates @ Washington Nationals

Nationals Park, Washington, DC

Fri Aug 15 2014, 7:08 PM - 10:11 PM EDT

Att. 36,945 - Partly Cloudy - 81 F

livebaseballscorecards.com

Batter	1	2	3	4	5	6	7	8	9	AB	R	H	RBI	BB	SO	LOB
5 Josh Harrison, R (1, 6) OBP: 0.346, SLG: 0.496	F8		G6-3		L9		P6		P2	5	0	0	0	0	0	2
25 Gregory Polanco, L (1, 9) OBP: 0.327, SLG: 0.370	55 F9 55 S BB		G5-3		L9			K		3	0	0	0	1	1	0
55 Russell Martin, R (1, 2) OBP: 0.404, SLG: 0.398	F9			F7	G6-3			F9		4	0	0	0	0	0	1
18 Neil Walker, S (1, 4) OBP: 0.346, SLG: 0.457	F9			6 HR 2B		F8		G4-3		4	1	1	0	0	0	1
6 Starling Marte, R (1, 8) OBP: 0.338, SLG: 0.405		G1-3		HR		K			17 F9 23 G3 24 1B 1B	4	2	2	2	0	1	0
23 Travis Snider, L (1, 7) OBP: 0.336, SLG: 0.435		K		24 2B BB		17 FC6-4 1B			G3 1-2	3	1	1	0	1	1	1
15 Ike Davis, L (1, 3) OBP: 0.353, SLG: 0.375		1B		F8		FC6-4 1-2f			F9 2-3	2	0	1	0	0	0	1
17 Gaby Sanchez, R (6, PH) OBP: 0.293, SLG: 0.398 (6, 3)										2	0	0	0	0	0	2
24 Pedro Alvarez, L (1, 5) OBP: 0.315, SLG: 0.394		K		1-H 2B			K		19 1B 3-H 1B	4	0	2	2	0	2	1
3 Michael Martinez, S (9, PR) OBP: 0.220, SLG: 0.162										0	0	0	0	0	0	0
50 Charlie Morton, R (1, 1) OBP: 0.075, SLG: 0.051			K	G1-6-3			B3			1	0	0	0	0	1	0
27 Jayson Nix, R (4, PH) OBP: 0.192, SLG: 0.188										1	0	0	0	0	0	1
30 Jeanmar Gomez, R (4, 1) OBP: 1.000, SLG: 1.000										0	0	0	0	0	0	0
37 Justin Wilson, L (6, 1)										0	0	0	0	0	0	0
10 Jordy Mercer, R (7, PH) OBP: 0.312, SLG: 0.383										1	0	0	0	0	0	0
44 Tony Watson, L (7, 1) OBP: 0.333, SLG: 0.333										0	0	0	0	0	0	0
53 John Axford, R (8, 1)										0	0	0	0	0	0	0
19 Chris Stewart, R (9, PH) OBP: 0.374, SLG: 0.318										1	0	1	0	0	0	0
Inning Stats	R: 0 E: 0 K: 0 S: 14 H: 0 LOB: 1 BB: 1 P: 22	R: 0 E: 0 K: 2 S: 16 H: 1 LOB: 1 BB: 0 P: 23	R: 0 E: 0 K: 1 S: 7 H: 0 LOB: 0 BB: 0 P: 12	R: 3 E: 0 K: 0 S: 15 H: 3 LOB: 1 BB: 1 P: 25	R: 0 E: 0 K: 0 S: 7 H: 0 LOB: 0 BB: 0 P: 12	R: 0 E: 0 K: 1 S: 10 H: 1 LOB: 1 BB: 0 P: 15	R: 0 E: 0 K: 1 S: 7 H: 0 LOB: 0 BB: 0 P: 9	R: 0 E: 0 K: 1 S: 7 H: 0 LOB: 0 BB: 0 P: 10	R: 1 E: 0 K: 0 S: 14 H: 3 LOB: 2 BB: 0 P: 19	1B: 5 2B: 2 3B: 0 HR: 1	SF: 0 SAC: 0 DP: 0 HBP: 0						

AB	35
R	4
H	8
RBI	4
BB	2
SO	6
LOB	10

WP: 0 PB: 0 SB: 1 CS: 0 PA: 37

PITCHER		IP	WLS	BF	H	R	ER	SO	BB	IBB	HBP	BLK	WP	HR	S	P	ERA	WHIP
57 Tanner Roark, R ERA: 2.93	(1, 1)	5.2	W	24	5	3	3	4	2	0	0	0	0	1	68	107	4.76	1.235
13 Jerry Blevins, L ERA: 4.98	(6, 1)	0.1	H	1	0	0	0	0	0	0	0	0	0	0	1	2	0.00	0.000
22 Drew Storen, R ERA: 1.6	(7, 1)	1.0	H	3	0	0	0	1	0	0	0	0	0	0	7	9	0.00	0.000
36 Tyler Clippard, R ERA: 1.53	(8, 1)	1.0	H	3	0	0	0	1	0	0	0	0	0	0	7	10	0.00	0.000
29 Rafael Soriano, R ERA: 2.05	(9, 1)	1.0	S	6	3	1	1	0	0	0	0	0	0	0	14	19	9.00	3.000

PITCHER	IP	WLS	BF	H	R	ER	SO	BB	IBB	HBP	BLK	WP	HR	S	P	ERA	WHIP

Batter	1	2	3	4	5	6	7	8	9	AB	R	H	RBI	BB	SO	LOB
2 Denard Span, L (1, 8) OBP: 0.355, SLG: 0.407	C FF 90 C CU 78 B FF 90 X SI 90 1-2 6 CS 3 S 1B	C SI 89 X FS 83 0-1 ③ G4-3		X SI 91 0-0 2B		C FF 94 C FC 91 X FF 96 0-2 3 S 1B				4	0	3	0	0	0	0
3 Asdrúbal Cabrera, S (1, 4) OBP: 0.311, SLG: 0.390	B FF 89 B SI 90 1 SAFE B SI 90 D SI 91 4-0 6 1B 25 1B 1-2 BB		X SI 89 0-0 6 BB 25 1B 1B	F SI 92 D CH 85 S CH 84 D CH 84 F SI 92 D SL 84 S CH 84 3-3 ② K		C FF 94 D FC 91 1 SAFE 1 SAFE B FC 92 X FC 91 2-1 ② G6-3 1-2				3	2	1	0	1	1	2
6 Anthony Rendon, R (1, 5) OBP: 0.333, SLG: 0.464	C SI 91 B CU 78 C CU 76 F CU 77 X SI 93 1-2 ① 25 1B 34 1B 1-2 2-3 1B		C SI 91 1 SAFE D SI 89 B CU 80 1 SAFE B SI 89 D SI 90 4-1 25 1B 40 1B 1-2 BB	S SL 85 D SL 85 B CH 86 F CH 85 D SI 93 F CH 85 B SL 85 4-2 BB		C FC 92 F FF 96 B FF 95 B FF 96 F FF 96 X FC 92 2-2 ③ F9				2	2	1	0	2	0	1
25 Adam LaRoche, L (1, 3) OBP: 0.376, SLG: 0.463	B SI 92 C CU 77 S FF 91 X CU 77 1-2 20 BB 34 1B 1-3 2-H 1B		F FS 84 B SI 91 C SI 91 B FF 91 B SI 91 X SI 91 3-2 20 FC5-4 1-3 2-H 1B	B CH 83 S CH 83 F SI 93 S CH 86 1-3 ③ K			F SI 93 B SL 83 S SI 94 B SL 83 X SI 94 2-2 ① G3-1			4	1	2	2	0	1	2
20 Ian Desmond, R (1, 6) OBP: 0.303, SLG: 0.428	D SI 91 B SI 92 B SI 92 B SI 94 4-0 34 1B 1-2 BB		D SI 92 X SI 91 1-0 ① FC5-4 40 1B 1-2f		F SL 84 B FF 92 B SI 86 F CH 86 X SI 94 2-2 40 G5-3 34 1B 1B		S CH 87 S SL 83 F SL 84 B SI 95 S SI 95 1-3 ② K			3	0	1	0	1	1	2
34 Bryce Harper, L (1, 7) OBP: 0.337, SLG: 0.394	B CU 80 F SI 92 F SI 92 F CU 80 D CU 79 F SI 92 B FF 92 F SI 92 X FF 93 3-2 40 G4-3 1-3 2-H 3-H 1B		1 SAFE F SI 90 F CU 80 1 SAFE S FF 91 0-3 ② K		1 SAFE T CH 85 B SI 91 1 SAFE S SI 92 X CH 86 1-2 40 G5-3 1-2 1B		S SL 84 B SI 95 X SI 96 1-1 ③ G4-3			4	0	2	2	0	1	2
40 Wilson Ramos, R (1, 2) OBP: 0.336, SLG: 0.405	X SI 92 0-0 ② ③ G4-3 1-2f		X FF 91 0-0 18 FC4 1-2 3-H 1B		X SI 91 0-0 ① ② G5-3 1-2 2-3f			B FF 96 B SL 87 F FF 95 X FF 96 2-1 ① L9		4	0	1	1	0	0	4
18 Michael Taylor, R (1, 9) OBP: 0.250, SLG: 0.357		B SI 89 C SI 90 S CU 76 F SI 90 B CU 78 C CU 79 2-3 ① K	D CU 80 B SI 91 S SI 92 X SI 92 2-1 ③ FC4 1-2f		S SL 88 C SI 93 D SL 87 D SL 85 C SI 93 2-3 ③ K			C FF 94 B CU 78 C FF 95 S SL 85 1-3 ② K		4	0	0	0	0	3	3
57 Tanner Roark, R (1, 1) OBP: 0.106, SLG: 0.106 13 Jerry Blevins, L (6, 1) 19 Kevin Frandsen, R (6, PH) OBP: 0.278, SLG: 0.293 22 Drew Storen, S (7, 1) 36 Tyler Clippard, R (8, 1) 7 Scott Hairston, R (8, PH) OBP: 0.266, SLG: 0.328 29 Rafael Soriano, R (9, 1)		C FF 91 S SI 91 S CU 79 0-3 ② K		B FF 90 C SI 90 X SI 91 1-1 ① G6-3		B SI 94 X SI 94 1-0 ① F9		B SL 84 B FF 96 B SL 84 C FF 96 S FF 96 S FF 96 3-3 ③ K		2 0 1 0 0 1	0 0 0 0 0 0	0 0 0 0 0 0	0 0 0 0 0 0	1 0 0 0 0 1	0 0 0 0 0 0	0 0 0 0 0 0
Inning Stats	R: 3 E: 0 K: 0 S: 17 H: 4 LOB: 1 BB: 2 P: 31	R: 0 E: 0 K: 2 S: 9 H: 0 LOB: 0 BB: 0 P: 11	R: 2 E: 0 K: 1 S: 12 H: 3 LOB: 2 BB: 1 P: 22	R: 0 E: 0 K: 2 S: 13 H: 1 LOB: 2 BB: 1 P: 22	R: 0 E: 0 K: 1 S: 10 H: 2 LOB: 1 BB: 0 P: 15	R: 0 E: 0 K: 0 S: 10 H: 1 LOB: 1 BB: 0 P: 15	R: 0 E: 0 K: 1 S: 9 H: 0 LOB: 0 BB: 0 P: 13	R: 0 E: 0 K: 2 S: 8 H: 0 LOB: 0 BB: 0 P: 14		1B: 10 2B: 1 3B: 0 HR: 0 SF: 0 SAC: 0 DP: 2 HBP: 0						

PITCHER		IP	WLS	BF	H	R	ER	SO	BB	IBB	HBP	BLK	WP	HR	S	P	ERA	WHIP
50 Charlie Morton, R ERA: 3.84	(1, 1)	3.0	L	17	7	5	5	3	3	0	0	0	0	0	38	64	15.00	3.333
30 Jeanmar Gómez, R ERA: 3.42	(4, 1)	2.0		9	3	0	0	3	1	0	0	0	0	0	23	37	0.00	2.000
37 Justin Wilson, L ERA: 4.56	(6, 1)	1.0		4	1	0	0	0	0	0	0	0	0	0	10	15	0.00	1.000
44 Tony Watson, L ERA: 1.4	(7, 1)	1.0		3	0	0	0	1	0	0	0	0	0	0	9	13	0.00	0.000
53 John Axford, R ERA: 3.83	(8, 1)	1.0		3	0	0	0	2	0	0	0	0	0	0	8	14	0.00	0.000

PITCHER	IP	WLS	BF	H	R	ER	SO	BB	IBB	HBP	BLK	WP	HR	S	P	ERA	WHIP

BOTTOM

Pittsburgh Pirates @ Washington Nationals

Nationals Park, Washington, DC

Fri Aug 15 2014, 7:08 PM - 10:11 PM EDT

Att. 36,945 - Partly Cloudy - 81 F

livebaseballscorecards.com

AB	32
R	5
H	11
RBI	5
BB	4
SO	9
LOB	16

WP: 0 PA: 36
PB: 0
SB: 2
CS: 1

Batter	1	2	3	4	5	6	7	8	9	AB	R	H	RBI	BB	SO	LOB
5 Josh Harrison, R (1, 6) OBP: 0.345, SLG: 0.493	S FF 89 B FF 91 T SI 91 F FF 92 F SI 92 X CH 83 1-2 ① P6		B CH 83 X SI 91 1-0 25 FC4 1B	X SI 92 0-0 ③ FC5-4 1-2f			B SI 91 B SI 91 C SI 91 X FC 87 2-1 ① F9			4	0	1	0	0	0	1
25 Gregory Polanco, L (1, 9) OBP: 0.322, SLG: 0.363	L FF 92 F FF 92 F CU 78 B CU 78 F FF 92 B FF 92 S FF 92 2-3 ② K		B FF 91 X FF 90 1-0 ② FC4 55 BB 6 2B 1-2f		B FF 91 C FF 92 C FF 91 B CU 78 F FF 92 F FF 93 X CH 84 2-2 ① G4-3		B SI 92 C SI 92 B SI 91 T SI 92 S SI 92 2-3 ② K			4	1	0	0	0	2	1
55 Russell Martin, R (1, 2) OBP: 0.409, SLG: 0.398	S CH 84 C CH 82 X FF 92 0-2 6 1B 1B		1 SAFE 1 SAFE B CH 82 B SI 91 F CH 82 1 SAFE B CH 83 F FF 91 B CH 84 4-2 6 2B 17 1B 1-2 BB		B SI 92 B FF 93 B FF 93 C FF 90 S FF 93 F FF 93 B FF 92 4-2 17 1B BB		B FC 88 F SI 91 X SI 92 1-1 ③ G4-3			2	1	1	0	2	0	0
6 Starling Marte, R (1, 8) OBP: 0.340, SLG: 0.409	B SI 92 B CH 84 F FF 92 F FF 92 1 SAFE X CH 82 2-2 1-2 1B		X FF 92 0-0 17 1B 1-3 2-H 2B		X SI 91 0-0 ② F8			B KC 80 X SI 92 1-0 ① G6-3		4	1	2	1	0	0	1
17 Gaby Sanchez, R (1, 3) OBP: 0.301, SLG: 0.405	C SI 92 F FF 92 D CU 77 B FF 92 B FF 92 X FF 93 3-2 ③ L9		X FF 92 0-0 2-H 3-H 1B		X CH 84 0-0 1-2 1B			C SI 91 B KC 81 B FC 86 X SI 92 2-1 18 G3-6-3 1B		4	0	3	2	0	0	2
24 Pedro Alvarez, L (1, 5) OBP: 0.313, SLG: 0.390 18 Neil Walker, S (7, 4) OBP: 0.345, SLG: 0.455		C SI 89 B CU 76 F SI 90 B SI 91 B FF 92 S SI 92 3-3 ① K	B SI 92 S FF 92 B SI 92 B FF 93 X FF 91 3-1 ③ G4-3		B FF 93 S SI 91 S CH 85 F CH 83 B CU 78 F CH 84 C SI 92 2-3 ③ K			B SI 90 1 SAFE F SI 91 X KC 78 1-1 ②③ G3-6-3 1-2f		3 1	0 0	0 0	0 0	0 0	2 0	3 1
27 Jayson Nix, R (1, 4) OBP: 0.195, SLG: 0.181 (7, 5)		B SI 91 S CH 83 F CH 83 F FF 92 S CU 76 1-3 ② K	F SI 90 B SI 91 B CH 83 X SI 91 2-1 ① P3	C SI 92 S SI 92 H SI 90 1-2 23 G4-6-3 HBP					B FF 96 L FF 95 F FF 96 C FF 96 1-3 ① K	3	0	0	0	0	2	0
23 Travis Snider, L (1, 7) OBP: 0.335, SLG: 0.432		C SI 90 B CU 78 B FF 91 C SI 91 T CH 83 2-2 ③ K	F FF 92 C SI 91 B CU 79 X CH 84 1-2 5 FC5-4 1B	X SI 92 0-0 ①② G4-6-3 1-2f					C FF 96 B FF 96 F FF 97 S FF 96 1-3 ② K	4	0	1	0	0	2	1
49 Jeff Locke, L (1, 1) OBP: 0.161, SLG: 0.103 48 Jared Hughes, R (6, 1) 44 Tony Watson, L (8, 1) OBP: 0.333, SLG: 0.333 3 Michael Martinez, S (9, PH) OBP: 0.214, SLG: 0.158 37 Justin Wilson, L (9, 1)			C FF 90 C FF 90 F FF 90 B FF 92 C SI 90 1-3 ① K	C SI 92 1 SAFE C CU 74 B CU 75 B FF 91 C FF 91 2-3 ② K		C SI 92 B SI 93 S SI 92 F SI 92 F FC 87 S FC 87 1-3 ③ K		C FF 96 B FF 96 B FF 96 X FF 96 2-1 ③ G4-3	3 0 0 1 0	0 0 0 0 0	0 0 0 0 0	0 0 0 0 0	3 0 0 0 0	0 0 0 0 0	1 0 0 0 0

Inning Stats	1	2	3	4	5	6	7	8	9
	R: 0 E: 0 K: 1 S: 19 H: 2 LOB: 2 BB: 0 P: 27	R: 0 E: 0 K: 3 S: 10 H: 0 LOB: 0 BB: 0 P: 16	R: 3 E: 0 K: 1 S: 12 H: 3 LOB: 1 BB: 1 P: 22	R: 0 E: 0 K: 1 S: 9 H: 1 LOB: 1 BB: 0 P: 14	R: 0 E: 0 K: 1 S: 15 H: 1 LOB: 2 BB: 1 P: 23	R: 0 E: 0 K: 1 S: 8 H: 0 LOB: 0 BB: 0 P: 10	R: 0 E: 0 K: 1 S: 7 H: 0 LOB: 0 BB: 0 P: 12	R: 0 E: 0 K: 0 S: 5 H: 1 LOB: 0 BB: 0 P: 9	R: 0 E: 0 K: 2 S: 8 H: 0 LOB: 0 BB: 0 P: 12

PITCHER		IP	WLS	BF	H	R	ER	SO	BB	IBB	HBP	BLK	WP	HR	S	P	ERA	WHIP
47 Gio González, L ERA: 4.06	(1, 1)	5.0		24	7	3	3	7	2	0	0	0	0	0	65	102	5.40	1.800
35 Craig Stammen, R ERA: 3.59	(6, 1)	3.0		9	1	0	0	2	0	0	1	0	0	0	20	31	0.00	0.333
46 Matt Thornton, L ERA: 2.22	(9, 1)	1.0	W	3	0	0	0	2	0	0	0	0	0	0	8	12	0.00	0.000

PITCHER	IP	WLS	BF	H	R	ER	SO	BB	IBB	HBP	BLK	WP	HR	S	P	ERA	WHIP

TOP

Pittsburgh Pirates @ Washington Nationals

Nationals Park, Washington, DC

Sat Aug 16 2014, 7:08 PM - 9:56 PM EDT

Att. 41,880 - Clear - 84 F

livebaseballscorecards.com

AB	33
R	3
H	8
RBI	3
BB	2
SO	11
LOB	11

1B: 7	SF: 0	WP: 0	PA: 36
2B: 1	SAC: 0	PB: 0	
3B: 0	DP: 2	SB: 0	
HR: 0	HBP: 1	CS: 0	

BOTTOM

Pittsburgh Pirates @ Washington Nationals

Nationals Park, Washington, DC

Sat Aug 16 2014, 7:08 PM - 9:56 PM EDT

Att. 41,880 - Clear - 84 F

livebaseballscorecards.com

Batter	1	2	3	4	5	6	7	8	9	AB	R	H	RBI	BB	SO	LOB
2 Denard Span, L (1, 8) OBP: 0.354, SLG: 0.406	C SI 90 B SI 91 X SI 92 1-1 ① G4-3		B SI 91 B FF 88 B SI 91 C SI 91 S SI 92 X SI 92 3-2 ③ F7			C CH 78 B KC 81 B SI 90 X SI 91 2-1 ① G4-3		C SI 94 B SI 95 F SI 95 B SL 86 X SI 94 2-2 6 G6-4-3 1-3 19 1B 25 HR 1B		4	1	1	0	0	0	0
19 Kevin Frandsen, R (1, 7) OBP: 0.289, SLG: 0.304	C SI 92 S CH 81 B CH 81 B CH 80 F CH 80 X SI 91 2-2 6 G5-3 1B			C SI 91 B SI 91 C SI 92 B CH 82 B CH 82 X CH 82 3-2 ① F7		B SI 92 X CH 81 1-0 25 BB 1B		X CH 87 0-0 6 G6-4-3 1-2 3-H 1B		4	0	3	1	0	0	0
6 Anthony Rendon, R (1, 5) OBP: 0.330, SLG: 0.460	B KC 77 B SI 91 C SI 91 1 SAFE F CH 80 B SI 92 X SI 92 3-2 ② G5-3 1-2			C KC 79 S CH 81 B SI 92 F CH 84 B SI 92 C SI 93 2-3 ② K		D SI 90 S CH 79 B KC 78 X SI 90 2-1 ② L7		F SI 94 F SI 94 F SI 96 X SI 95 0-2 ①② G6-4-3 1-2f 2-3		4	0	0	0	0	1	4
25 Adam LaRoche, L (1, 3) OBP: 0.377, SLG: 0.470	B KC 79 D KC 79 F SI 90 X SI 92 2-1 ③ P1			S SI 92 C KC 82 B CH 84 B KC 84 T SI 93 2-2 ③ K		C SI 91 B SI 90 B SI 92 B SI 91 B SI 92 4-1 1-2 BB		B SL 83 X SI 94 1-0 3-H HR		3	1	1	2	1	1	1
20 Ian Desmond, R (1, 6) OBP: 0.305, SLG: 0.427		B CH 80 C KC 79 B SI 92 B SI 91 B CH 80 4-1 34 CS BB			C SI 90 X SI 89 0-1 40 1B 1B	B SI 92 F SI 92 B SL 86 F SI 93 F SL 86 F SI 93 X SL 86 2-2 ③ L6		S SL 84 X SL 83 0-1 ③ G4-3		3	0	1	0	1	0	2
34 Bryce Harper, L (1, 9) OBP: 0.340, SLG: 0.390		B SI 91 1 SAFE C SI 91 1 SAFE 1 SAFE S SI 91 X CH 80 1-2 ①② G3 1-2			L KC 78 D SI 90 X SI 89 1-1 ① L7		H SL 86 1-0 40 G1-4-3 HBP		B FF 94 C FF 95 B FF 94 B FC 91 S FF 95 B FF 96 4-2 40 WP 40 2B BB	2	1	0	0	1	0	2
40 Wilson Ramos, R (1, 2) OBP: 0.339, SLG: 0.411	C SI 91 S CH 82 S CH 84 0-3 ③ K				X CH 81 0-0 1-2 1B		T SI 92 X SI 93 0-1 ①② G1-4-3 1-2f		1 SAFE B FC 93 F FF 96 F FC 92 X FF 96 1-2 1-H 2B	4	0	2	1	0	1	1
8 Danny Espinosa, S (1, 4) OBP: 0.278, SLG: 0.352			B SI 90 S CH 81 B SI 91 S CH 81 F CH 81 B SI 92 X CH 80 3-2 ① G5-3		F SI 91 B SI 91 C CH 80 B SI 91 C SI 91 2-3 ② K		X SI 92 0-0 ③ L8			3	0	0	0	0	1	2
47 Gio González, R (1, 1) OBP: 0.097, SLG: 0.194 7 Scott Hairston, R (5, PH) OBP: 0.262, SLG: 0.322 35 Craig Stammen, R (6, 1) OBP: 0.286, SLG: 0.429 18 Michael Taylor, R (8, PH) OBP: 0.294, SLG: 0.357 46 Matt Thornton, L (9, 1)			C SI 92 S KC 79 S SI 91 0-3 ② K		C KC 76 C SI 91 S CH 80 0-3 ③ K			B SI 93 B SI 94 S SI 94 F SI 94 B CH 87 B SI 94 4-2 2 1B 19 1B BB		1 1 0 0 0	0 0 0 1 0	0 0 0 0 0	0 0 0 1 0	1 1 0 0 0	0 2 0 0 0	0 2 0 0 0
Inning Stats	R: 0 E: 0 K: 0 S: 11 H: 1 LOB: 1 BB: 0 P: 19	R: 0 E: 0 K: 1 S: 7 H: 0 LOB: 0 BB: 1 P: 12	R: 0 E: 0 K: 1 S: 10 H: 0 LOB: 0 BB: 0 P: 16	R: 0 E: 0 K: 2 S: 10 H: 0 LOB: 0 BB: 0 P: 17	R: 0 E: 0 K: 2 S: 11 H: 2 LOB: 2 BB: 0 P: 14	R: 0 E: 0 K: 0 S: 11 H: 1 LOB: 2 BB: 1 P: 22	R: 0 E: 0 K: 0 S: 3 H: 0 LOB: 0 BB: 0 P: 4	R: 3 E: 0 K: 0 S: 13 H: 3 LOB: 0 BB: 1 P: 20	R: 1 E: 0 K: 0 S: 5 H: 1 LOB: 1 BB: 1 P: 10	1B: 6 2B: 1 3B: 0 HR: 1 SF: 0 SAC: 0 DP: 2 HBP: 1						

PITCHER		IP	WLS	BF	H	R	ER	SO	BB	IBB	HBP	BLK	WP	HR	S	P	ERA	WHIP
49 Jeff Locke, L ERA: 3.73	(1, 1)	5.2		22	4	0	0	6	2	0	0	0	0	0	55	93	0.00	1.059
48 Jared Hughes, R ERA: 1.75	(6, 1)	1.1	H	4	0	0	0	0	0	0	1	0	0	0	8	11	0.00	0.000
44 Tony Watson, L ERA: 1.84	(8, 1)	1.0	B	6	3	3	3	0	1	0	0	0	0	1	13	20	27.00	4.000
37 Justin Wilson, L ERA: 4.75	(9, 1)	0.0	L	2	1	1	1	0	1	0	0	0	1	0	5	10	∞	∞

PITCHER	IP	WLS	BF	H	R	ER	SO	BB	IBB	HBP	BLK	WP	HR	S	P	ERA	WHIP

AB	29
R	4
H	8
RBI	4
BB	4
SO	6
LOB	14

WP: 1 PA: 34
PB: 0
SB: 0
CS: 1

Batter	1	2	3	4	5	6	7	8	9	10	11	AB	R	H	RBI	BB	SO	LOB
25 Gregory Polanco, L (1, 9) OBP: 0.318, SLG: 0.363	C SI 87 F SI 89 S SI 88 0-3 K		C SI 89 B SI 88 X SI 88 1-1 F8			S SI 87 F CH 77 F SI 89 X SI 90 0-2 E6 5 1B 18 E	C CH 79 B SI 86 S CH 77 C SI 88 1-3 K		X SI 92 0-0 5 1B 1-H 2-H 2B		B FF 95 B SI 92 B SI 93 C FF 94 F SI 93 F SI 93 X SI 94 3-2 L3	6	1	1	2	0	2	1
5 Josh Harrison, R (1, 6) OBP: 0.346, SLG: 0.492	C SI 88 B FF 89 X FF 88 1-1 F9			B SI 86 X SI 88 1-0 L9		1 SAFE 1 SAFE X SI 87 0-0 18 E 55 1B 1-3 1B	B CU 72 T SI 89 X CU 73 1-1 G5-3		B FF 95 B FF 94 F SI 96 F FF 96 X FF 97 2-2 2-3 1B			5	1	2	0	0	0	0
18 Neil Walker, S (1, 4) OBP: 0.344, SLG: 0.452	C SI 90 X SI 89 0-1 P6			C SI 87 B FC 86 X SI 88 1-1 P3		B SI 88 X SI 88 1-0 FC1 24 1B 55 1B 6 FC1-2 1-3 3-H		C FF 92 X FF 91 0-1 55 S1-4-6-3 1B	F FF 96 X FC 90 0-1 G6-3			5	0	1	0	0	0	3
55 Russell Martin, R (1, 2) OBP: 0.405, SLG: 0.395		B SI 88 F SI 88 C FC 84 B SI 89 F SI 89 X SI 89 2-2 F9		F FC 86 S CU 73 B FF 90 B SI 90 X SI 89 2-2 G5-3		F SI 88 F SI 90 1 SAFE X SI 90 0-2 6 FC1-2 24 1B 23 FC3-2 1-2 3-H 1B		X FF 91 0-0 G1-4-6-3 1-2f		B FF 94 B SI 93 F SI 93 S SI 93 F CH 86 B SI 94 X SI 93 3-2 G6-3	5	0	1	1	0	0	1
24 Pedro Alvarez, L (1, 5) OBP: 0.314, SLG: 0.392 27 Jayson Nix, R (8, 5) OBP: 0.192, SLG: 0.178 58 Brandon Cumpton, R (10, 1) OBP: 0.133, SLG: 0.071		F SI 89 B FF 87 B SI 89 C CH 80 F SI 90 F SI 89 B FC 85 S CH 79 3-3 K			B FC 84 B FC 85 C SI 88 C SI 88 F CU 73 F CH 79 X FC 85 2-2 6 FC3-6 1B	X SI 88 0-0 23 FC3-2 6 FC1-2 1-2 2-3 1B		S CH 80 S CH 79 B FS 83 X CH 81 1-2 G1-3		C FF 94 B CH 86 C CH 86 F FF 95 X FF 96 1-2 F7	4 1 0	0 0 0	2 0 0	0 0 0	0 0 0	1 0 0	0 0 0
6 Starling Marte, R (1, 8) OBP: 0.341, SLG: 0.407		C SI 88 X SI 88 0-1 G1-3			S SI 88 F CU 73 1 SAFE X SI 88 0-2 FC3-6 15 F8 23 1B 1-2f	B SI 90 X SI 89 1-0 FC1-2 23 FC3-2 1-2 2-3 3-Hf			B SL 86 S FF 92 B FF 93 F FF 92 F FF 93 F FF 92 H SI 92 3-2 23 1B 15 WP HBP	F SI 94 X SI 94 0-1 1B	4	1	1	0	0	0	4
23 Travis Snider, L (1, 7) OBP: 0.337, SLG: 0.433 3 Michael Martinez, S (9, PR) OBP: 0.209, SLG: 0.154 (9, 7)			X SI 87 0-0 G6-3		C SI 87 X SI 86 0-1 15 F8 1-2 1B	C SI 90 B SI 90 X FF 88 1-1 FC3-2 1-2 2-3 3-Hf			B SI 91 F FF 91 B SI 91 C FF 91 B FF 91 X FF 92 3-2 17 FC2-5 15 WP 1-3 1B	X FF 94 0-0 G4-3	4 1	0 0	2 0	0 0	0 0	0 1	3 1
15 Ike Davis, L (1, 3) OBP: 0.354, SLG: 0.372 10 Jordy Mercer, R (9, PR) OBP: 0.312, SLG: 0.383 35 Mark Melancon, R (9, 1) 59 Brent Morel, R (10, 5) OBP: 0.222, SLG: 0.235			B SI 88 C FC 85 B SI 90 C SI 88 B FC 85 B SI 90 4-2 36 WP BB		B SI 89 X SI 89 1-0 F8 1-2 2-3 2	C CU 72 B FC 87 B FF 88 B SI 89 C CH 80 X CH 78 3-2 F9 3			B FF 92 B FF 93 B FF 92 F SI 92 B FF 93 4-1 17 FC2-5 25 2B 1-2 3-H BB		B FF 94 B SI 91 X SI 92 2-0 G6-3 1	2 0 0 1	0 1 0 0	0 0 0 0	0 0 0 0	2 0 0 0	0 0 0 0	5 0 0 0
36 Edinson Volquez, R (1, 1) OBP: 0.103, SLG: 0.028 48 Jared Hughes, R (7, 1) 53 John Axford, R (8, 1) 17 Gaby Sanchez, R (9, PH) OBP: 0.298, SLG: 0.401 (9, 3)			C SI 88 L CU 72 B FC 86 B SI 89 C SI 89 2-3 1-2 K		S SI 89 X FC 86 0-1 F9	C SI 84 S SI 86 S SI 88 0-3 K			C SL 85 X SL 87 0-1 FC2-5 25 2B 1-2 2-3f		B FF 94 X SI 92 1-0 G6-3	3 0 0 2	0 0 0 1	0 0 0 0	0 0 0 0	2 0 0 0	3 0 0 2	3 0 0 2
Inning Stats	R: 0 E: 0 K: 1 S: 7 H: 0 LOB: 0 BB: 0 P: 8	R: 0 E: 0 K: 1 S: 11 H: 0 LOB: 0 BB: 0 P: 16	R: 0 E: 0 K: 1 S: 8 H: 0 LOB: 1 BB: 1 P: 15	R: 0 E: 0 K: 0 S: 6 H: 0 LOB: 0 BB: 0 P: 10	R: 0 E: 0 K: 0 S: 13 H: 2 LOB: 2 BB: 0 P: 16	R: 2 E: 2 K: 0 S: 16 H: 3 LOB: 3 BB: 0 P: 22	R: 0 E: 0 K: 2 S: 8 H: 0 LOB: 0 BB: 0 P: 10	R: 0 E: 0 K: 0 S: 6 H: 1 LOB: 0 BB: 0 P: 7	R: 3 E: 0 K: 0 S: 16 H: 3 LOB: 2 BB: 1 P: 28	R: 0 E: 0 K: 0 S: 11 H: 1 LOB: 1 BB: 0 P: 15	R: 0 E: 0 K: 0 S: 6 H: 0 LOB: 0 BB: 0 P: 12	1B: 9 2B: 1 3B: 0 HR: 0 SF: 0 SAC: 0 DP: 1 HBP: 1			WP: 2 PB: 0 SB: 0 CS: 0 PA: 46			

PITCHER	IP	WLS	BF	H	R	ER	SO	BB	IBB	HBP	BLK	WP	HR	S	P	ERA	WHIP
58 Doug Fister, R (1, 1) ERA: 2.2	7.0		29	5	2	0	5	1	0	0	0	1	0	69	97	0.00	0.857
36 Tyler Clippard, R (8, 1) ERA: 1.5	1.0	H	3	1	0	0	0	0	0	0	0	0	0	6	7	0.00	1.000
29 Rafael Soriano, R (9, 1) ERA: 2.59	0.1	B	5	2	3	3	0	1	0	1	0	1	0	11	21	81.00	9.000
46 Matt Thornton, L (9, 1) ERA: 2.17	0.2		2	1	0	0	0	0	0	0	0	0	0	5	7	0.00	1.500
48 Ross Detwiler, L (10, 1) ERA: 3.29	2.0	W	7	1	0	0	0	0	0	0	0	0	0	17	27	0.00	0.500

PITCHER	IP	WLS	BF	H	R	ER	SO	BB	IBB	HBP	BLK	WP	HR	S	P	ERA	WHIP

TOP

Pittsburgh Pirates @ Washington Nationals

Nationals Park, Washington, DC

Sun Aug 17 2014, 5:06 PM - 8:49 PM EDT

Att. 34,430 - Partly Cloudy - 87 F

livebaseballscorecards.com

AB	43
R	5
H	10
RBI	3
BB	2
SO	5
LOB	23

Batter	1	2	3	4	5	6	7	8	9	10	11	AB	R	H	RBI	BB	SO	LOB
2 Denard Span, L (1, 8) OBP: 0.354, SLG: 0.405	C FF 94 B SI 94 B CH 86 F SI 96 X KC 80 2-2 ① G4-3		F SI 94 F SI 94 B SI 95 F SI 96 S SI 88 1-3 ① K			C SI 93 X CH 86 0-1 ① G5-3	X SI 94 0-0 3 E 6 E 1-2 2-3 1B		B FC 92 C FC 93 S FC 92 F FC 92 F FC 93 F KC 82 F FF 92 X FC 92 1-2 3 1B 1-3 1B		B SI 94 B SI 94 C SI 93 C SI 94 B SI 94 X SI 94 3-2 ① G3 2-3	6	1	2	0	0	1	1
3 Asdrúbal Cabrera, S (1, 4) OBP: 0.310, SLG: 0.388 48 Ross Detwiler, R (10, 1) 7 Scott Hairston, R (11, PH) OBP: 0.258, SLG: 0.322	X SI 94 0-0 ② L8		B SI 95 X CH 86 1-0 ② G4-3			B CH 85 B SI 93 X CH 84 2-0 ② F9	X SI 91 0-0 FC3 6 E 1-3 2-H 3-H		F FC 93 X FF 91 0-1 1-2 3-H 1B		X SI 93 0-0 ② SF7 3-H	5 0 0	0 0 0	1 0 0	1 0 1	0 0 0	0 0 0	1 0 0
6 Anthony Rendon, R (1, 5) OBP: 0.331, SLG: 0.460	C SI 94 C KC 81 X KC 82 0-2 25 WP 1B		B SI 94 C KC 82 B CH 86 C CH 85 F SI 88 C CH 87 2-3 ③ K			X SI 95 0-0 25 BB 20 1B 1B	C SI 92 B SL 87 X SI 93 1-1 FC5 25 G4-6-3 1-2 3-H		X FF 94 0-0 ② F8			5	1	2	0	0	1	3
25 Adam LaRoche, L (1, 3) OBP: 0.378, SLG: 0.466	C KC 80 S FF 95 B CH 88 D CH 86 B KC 84 F FF 96 D KC 82 4-2 1-2 BB			C CH 85 X CH 86 0-1 ① L8		C SI 95 B SI 96 B SI 95 S KC 81 B SI 94 B SI 95 4-2 20 1B 1-2 BB	B SI 93 C SI 94 B SL 87 X SI 93 2-1 ②③ G4-6-3 1-2f		B FC 92 C KC 82 S KC 82 D KC 82 C FC 92 2-3 ③ K			3	0	0	0	2	1	4
20 Ian Desmond, R (1, 6) OBP: 0.304, SLG: 0.425	C SI 96 F KC 83 B FF 95 S KC 84 1-3 ③ K			C KC 82 F KC 83 S KC 83 0-3 ② K2-3		D SI 96 F SI 96 S KC 84 X KC 83 1-2 1-3 2-H 1B		C FF 95 B FF 95 C FF 94 B SL 89 B SL 88 S FF 95 3-3 ① K		C SI 94 X SI 93 0-1 ① G6-3		5	0	1	1	0	3	2
34 Bryce Harper, L (1, 7) OBP: 0.337, SLG: 0.383		B SI 94 C CH 86 C KC 80 B SI 88 X KC 81 2-2 ① G3		S SI 96 F KC 82 B KC 83 B FF 96 B CH 86 X CH 87 3-2 ③ G3-1		X CH 86 0-0 ③ F7		B FF 95 C FF 95 B CU 78 B FF 94 B FF 94 4-1 40 G4-6-3 BB		C SI 95 T SI 94 C SI 95 0-3 ② K		4	0	0	0	1	1	2
40 Wilson Ramos, R (1, 2) OBP: 0.336, SLG: 0.406		C KC 82 X SI 95 0-1 ② G4-3			F SI 95 B KC 81 B KC 82 F SI 96 B SI 88 X SI 95 3-2 ① G6-3		X SI 94 0-0 ① F7	F FF 94 B FF 94 1 SAFE B FF 95 X FF 94 2-1 ②③ G4-6-3 1-2f		B SI 95 X SI 96 1-0 1B		5	0	1	0	0	0	1
18 Michael Taylor, R (1, 9) OBP: 0.333, SLG: 0.353 8 Danny Espinosa, S (10, 4) OBP: 0.277, SLG: 0.350		X SI 94 0-0 58 WP 1B			C FF 96 B FF 96 X SI 96 1-1 ② G4-3		B SI 94 C SI 92 B KC 79 H SI 93 3-1 2 1B 19 1B 3 FC3 HBP		C FF 93 S FF 94 S FC 93 0-3 ① K	B SI 95 B SI 94 X SI 94 2-0 ③ P2		3 1	1 0	1 0	0 0	0 0	1 0	0 1
58 Doug Fister, L (1, 1) OBP: 0.059, SLG: 0.059 19 Kevin Frandsen, R (7, PH) OBP: 0.293, SLG: 0.308 36 Tyler Clippard, R (8, 1) 29 Rafael Soriano, R (9, 1) 46 Matt Thornton, L (9, 1) 28 Jayson Werth, R (9, PH) OBP: 0.372, SLG: 0.434 (10, 9)		B SI 95 C SI 94 S KC 81 F KC 83 S SI 94 1-3 ③ K 1-2			B FF 96 B FF 95 C SI 94 X SI 94 2-1 ③ G3		1 SAFE 1 SAFE P PO 89 X SI 93 1-0 3 FC3 2 1B 3 E 1-2 1B		B FF 94 B FF 93 C FC 92 B FC 93 B FC 92 4-1 2 1B 3 1B BB		B SI 94 B SI 93 F SI 94 C SI 94 X SI 93 2-2 2 G3 7 SF7 2B	2 1 0 0 0 1	0 1 0 0 0 2	0 1 0 0 0 1	0 0 0 0 0 0	1 0 0 0 0 1	1 0 0 0 0 0	1 0 0 0 0 0
Inning Stats	R: 0 E: 0 K: 1 S: 13 H: 1 LOB: 2 BB: 1 P: 20	R: 0 E: 0 K: 1 S: 10 H: 1 LOB: 1 BB: 0 P: 13	R: 0 E: 0 K: 2 S: 9 H: 0 LOB: 0 BB: 0 P: 13	R: 0 E: 0 K: 1 S: 8 H: 0 LOB: 0 BB: 0 P: 11	R: 0 E: 0 K: 0 S: 7 H: 0 LOB: 0 BB: 0 P: 13	R: 1 E: 0 K: 0 S: 10 H: 2 LOB: 2 BB: 1 P: 17	R: 3 E: 2 K: 0 S: 10 H: 2 LOB: 1 BB: 0 P: 16	R: 0 E: 0 K: 1 S: 6 H: 0 LOB: 0 BB: 1 P: 15	R: 1 E: 0 K: 2 S: 17 H: 2 LOB: 2 BB: 1 P: 24	R: 0 E: 0 K: 1 S: 7 H: 1 LOB: 1 BB: 0 P: 10	R: 1 E: 0 K: 0 S: 7 H: 1 LOB: 0 BB: 0 P: 12	1B: 9 2B: 1 3B: 0 HR: 0	SF: 1 SAC: 0 DP: 2 HBP: 1	WP: 2 PB: 0 SB: 0 CS: 0	PA: 47			

PITCHER	IP	WLS	BF	H	R	ER	SO	BB	IBB	HBP	BLK	WP	HR	S	P	ERA	WHIP
36 Edinson Volquez, R (1, 1) ERA: 3.58	6.1		28	6	4	1	5	2	0	1	0	2	0	62	95	1.42	1.263
48 Jared Hughes, R (7, 1) ERA: 1.73	0.2	B	3	0	0	0	0	0	0	0	0	0	0	5	8	0.00	0.000
53 John Axford, R (8, 1) ERA: 3.74	1.0		3	0	0	0	1	1	0	0	0	0	0	6	15	0.00	1.000
35 Mark Melancon, R (9, 1) ERA: 2.28	1.0	B	6	2	1	1	2	1	0	0	0	0	0	17	24	9.00	3.000
58 Brandon Cumpton, R (10, 1) ERA: 5.13	1.2	L	7	2	1	1	1	0	0	0	0	0	0	14	22	5.40	1.200

PITCHER	IP	WLS	BF	H	R	ER	SO	BB	IBB	HBP	BLK	WP	HR	S	P	ERA	WHIP

BOTTOM

Pittsburgh Pirates @ Washington Nationals

Nationals Park, Washington, DC

Sun Aug 17 2014, 5:06 PM - 8:49 PM EDT

Att. 34,430 - Partly Cloudy - 87 F

livebaseballscorecards.com

AB	41
R	6
H	10
RBI	3
BB	4
SO	9
LOB	16

TOP

Arizona Diamondbacks @ Washington Nationals
Nationals Park, Washington, DC
Mon Aug 18 2014, 7:08 PM - 10:23 PM EDT
Att. 21,292 - Partly Cloudy - 81 F

livebaseballscorecards.com

Batter	1	2	3	4	5	6	7	8	9	10	11	AB	R	H	RBI	BB	SO	LOB
5 Ender Inciarte, L (1, 8) OBP: 0.302, SLG: 0.330	B FF 94 F FF 94 B FF 96 B FF 95 B FF 94 4-1 6 G3-6-3 BB			X FF 93 0-0 ① F7		C FF 95 C CU 80 X FF 95 0-2 ② L8		B FF 96 L SI 96 B SI 95 X FF 96 2-1 ② G6-3		B SI 92 X FF 94 1-0 2 S 2B		4	0	1	0	1	0	0
2 Aaron Hill, R (1, 4) OBP: 0.283, SLG: 0.373	1 SAFE X FF 94 0-0 ① P4			C FF 94 B FF 94 F SL 88 B FF 94 F FF 94 F SL 88 F FF 95 X FF 95 2-2 ② G5-3		B FF 95 B SL 89 C FF 95 X FF 95 2-1 ③ G6-3		B SI 95 C FC 90 F SI 96 B FC 90 X FF 96 2-2 ③ F9		D SL 84 B SI 94 B SI 94 B FF 95 4-0 2-3 BB		4	0	0	0	1	0	1
6 David Peralta, L (1, 9) OBP: 0.320, SLG: 0.461	1 SAFE B FF 94 S FF 94 X FF 95 1-1 ②③ G3-6-3 1-2f			C CU 78 B FF 95 B FF 94 X FF 95 2-1 ③ L3			C FF 92 X FF 94 0-1 ① P3		C CU 74 C CH 80 X FS 82 0-2 HR	C CH 86 F FF 95 X CH 87 0-2 ③ G4-3		5	1	1	1	0	0	3
15 Mark Trumbo, R (1, 7) OBP: 0.298, SLG: 0.404		C FF 94 B FF 94 X FF 95 1-1 ① P4			C FF 94 B FF 94 B FF 94 S SL 88 B FF 94 F SL 89 B FF 95 4-2 31 SH1-3 26 1B 19 SF8 BB		C FF 94 X FF 94 0-1 ② P3		X FF 93 0-0 ① F9		C SI 92 B SI 93 B FC 88 F SI 93 X SI 94 2-2 31 1B 26 BB 1B	4	1	1	0	1	0	0
26 Miguel Montero, L (1, 2) OBP: 0.344, SLG: 0.404		B FF 94 L FF 95 F FF 95 F FF 96 S FF 96 1-3 ② K			B FF 94 B FF 94 X FF 95 2-0 19 SF8 31 SH1-3 1-2 1B		C FF 94 B CU 78 F FF 95 B FF 94 X FF 95 2-2 1B		X CH 80 0-0 1B		B SI 92 1 SAFE B FC 86 B SI 91 B SI 92 4-0 31 1B 1-2 BB	4	0	3	0	1	1	0
31 Jordan Pacheco, R (1, 3) OBP: 0.270, SLG: 0.322		C FF 94 F FF 95 B FF 95 X FF 96 1-2 ③ L7			X SL 88 0-0 ① SH1-3 1-2 2-3		B FF 94 X FF 93 1-0 ③ L8		X FF 91 0-0 ② F8		C SI 92 B SI 92 S FC 88 B SI 92 F FC 87 B SI 93 X FC 88 3-2 1-2 2-3 1B	4	0	1	0	0	0	2
19 Jake Lamb, L (1, 5) OBP: 0.237, SLG: 0.229			X FF 93 0-0 ① G4-3		C FF 94 S SL 88 F FF 95 B FF 95 X SL 89 1-2 ② SF8 2-3 3-H			B FF 92 B FF 94 B FF 94 C FF 93 B FF 94 4-1 1 HR BB	B FF 92 B FF 91 B CH 80 C FF 91 S FF 92 F CH 80 X FF 92 3-2 ③ G4-3		C SI 93 S FC 87 D FC 87 S FC 87 1-3 ① K	3	1	0	1	1	1	4
1 Didi Gregorius, L (1, 6) OBP: 0.308, SLG: 0.384			B FF 93 C FF 94 X FF 95 1-1 54 B5-6-4 1B		S SL 90 F FF 95 B FF 96 F FF 95 X SL 89 1-2 ③ G6-3			1 SAFE B FF 94 B C FF 93 F FF 93 F FF 95 1 SAFE D SL 90 F FF 94 3-2 X FF 95 1-H HR		C SI 93 S CH 86 X CH 86 0-2 ① G1-3	S SI 92 F SI 92 S FC 86 0-3 ② K	5	1	2	2	0	1	4
54 Vidal Nuño, L (1, 1) 14 Xavier Paul, L (8, PH) OBP: 0.188, SLG: 0.133 29 Brad Ziegler, R (8, 1) 59 Oliver Pérez, L (9, 1) 17 Alfredo Marte, R (10, PH) OBP: 0.219, SLG: 0.371 37 Matt Stites, L (10, 1) 4 Cliff Pennington, S (11, PH) OBP: 0.366, SLG: 0.389 38 Will Harris, R (11, 1)			X FF 93 0-0 ②③ B5-6-4 1-2f			B FF 92 S FF 93 F FF 94 S SL 90 1-3 ① K		S FF 95 S FF 96 B FF 95 B FF 96 C FF 95 2-3 ① K		C SL 82 S SL 83 B FF 96 C CH 87 1-3 ② K	X SI 93 0-0 ③ G4-3	2 0 0 0 0 1 1 1 0 0 0 0 1 0 0 0 0 0 0 0 0 0 0 0 0 0 0 0 1 0 0 0 0 1 0 0 0 0 0 0 0 0 1 0 0 0 0 0 3 0 0 0 0 0 0 0						

Inning Stats	1	2	3	4	5	6	7	8	9	10	11
	R: 0 E: 0 K: 0 S: 4	H: 0 LOB: 0 BB: 1 P: 9	R: 0 E: 0 K: 1 S: 9	H: 0 LOB: 0 BB: 0 P: 12	R: 0 E: 0 K: 0 S: 4	H: 1 LOB: 0 BB: 0 P: 5	R: 0 E: 0 K: 0 S: 9	H: 0 LOB: 0 BB: 0 P: 13	R: 1 E: 0 K: 0 S: 13	H: 1 LOB: 1 BB: 1 P: 21	R: 0 E: 0 K: 1 S: 8	H: 0 LOB: 0 BB: 0 P: 11	R: 0 E: 0 K: 0 S: 8	H: 1 LOB: 1 BB: 0 P: 11	R: 2 E: 0 K: 1 S: 14	H: 1 LOB: 0 BB: 1 P: 27	R: 1 E: 0 K: 0 S: 10	H: 2 LOB: 1 BB: 0 P: 13	R: 0 E: 0 K: 1 S: 10	H: 1 LOB: 2 BB: 1 P: 16	R: 0 E: 0 K: 2 S: 14	H: 2 LOB: 3 BB: 1 P: 24

1B: 6	SF: 1
2B: 1	SAC: 1
3B: 0	DP: 2
HR: 2	HBP: 0

WP: 0 PA: 45
PB: 0
SB: 1
CS: 0

PITCHER		IP	WLS	BF	H	R	ER	SO	BB	IBB	HBP	BLK	WP	HR	S	P	ERA	WHIP
27 Jordan Zimmermann, R ERA: 2.97	(1, 1)	7.0		26	4	3	3	2	3	0	0	0	0	1	61	95	3.86	1.000
46 Matt Thornton, L ERA: 2.1	(8, 1)	1.0		3	0	0	0	1	0	0	0	0	0	0	8	14	0.00	0.000
36 Tyler Clippard, R ERA: 1.64	(9, 1)	1.0	B	5	2	1	1	0	0	0	0	0	0	1	10	13	9.00	2.000
22 Drew Storen, R ERA: 1.56	(10, 1)	1.0		5	1	0	0	1	1	0	0	0	0	0	10	16	0.00	2.000
35 Craig Stammen, R ERA: 3.53	(11, 1)	1.0	W	6	2	0	0	2	1	0	0	0	0	0	14	24	0.00	3.000

PITCHER	IP	WLS	BF	H	R	ER	SO	BB	IBB	HBP	BLK	WP	HR	S	P	ERA	WHIP

AB	38
R	4
H	9
RBI	4
BB	5
SO	6
LOB	18

Batter	1	2	3	4	5	6	7	8	9	10	11	AB	R	H	RBI	BB	SO	LOB
2 Denard Span, L (1, 8) OBP: 0.355, SLG: 0.405	B SL 87 B FF 88 C FF 88 B SI 88 C FF 89 B FF 90 4-2 6 CS BB		C SL 81 X SL 79 0-1 G4-3			F FF 88 F SI 89 S SL 83 0-3 K	C SI 85 X SI 85 0-1 6 3B 2B	B SI 98 C FF 98 F FF 98 X FF 98 1-2 G6-3			4	1	1	0	1	1	1
6 Anthony Rendon, R (1, 5) OBP: 0.330, SLG: 0.461	C SI 88 1 SAFE B SL 80 B FF 88 1 SAFE X FF 90 2-1 F9 1-2			B FF 89 B FF 88 C SI 88 X SL 82 2-1 P4		B FF 90 F CU 77 F CH 84 F SL 83 B SL 82 X CU 74 2-2 G6-3	B SI 84 X SI 84 1-0 28 SF7 2-H 3B		B FF 92 X FF 92 1-0 L9		5	1	1	1	0	0	1
28 Jayson Werth, R (1, 9) OBP: 0.370, SLG: 0.432	C SI 90 B FF 90 S CH 83 B CH 84 S SL 84 2-3 K			C FF 88 F FF 90 X CH 85 0-2 1B		C SI 90 C FF 90 C FF 90 0-3 K	B CU 73 C SI 84 B CH 77 X CU 73 2-1 SF7 3-H		B FF 92 C FC 92 B CU 80 B FF 92 F FF 92 S FF 91 3-3 K		4	0	1	1	0	3	0
25 Adam LaRoche, L (1, 3) OBP: 0.376, SLG: 0.471		B FF 89 S SL 82 X FF 89 1-1 F8		S SL 81 C SL 81 C SI 90 0-3 K			C SL 80 X SL 81 0-1 L4	B SI 85 B SI 84 F SI 85 F SI 85 S CU 73 2-3 K		C FC 92 B CU 80 B CU 80 B FF 92 X CU 78 3-1 HR	5	1	1	1	0	2	1
20 Ian Desmond, R (1, 6) OBP: 0.303, SLG: 0.422		X SI 87 0-0 F9		B CU 76 B CH 82 X CH 83 2-0 P3			B SI 87 B SI 89 S SL 83 B SL 83 B SL 84 4-1 40 HR BB		B SL 78 S SL 79 B FF 91 F FF 91 B FF 93 S FF 93 3-3 K		3	1	0	0	1	1	1
34 Bryce Harper, L (1, 7) OBP: 0.336, SLG: 0.381		S SL 80 X CU 74 0-1 G4-3			S SL 80 B SL 81 B SL 82 X SL 79 2-1 1B		D SL 80 S SL 82 C FF 90 S FF 90 1-3 K		C SL 80 S SL 80 S FF 93 0-3 K		4	0	1	0	0	2	1
40 Wilson Ramos, R (1, 2) OBP: 0.339, SLG: 0.421			C SI 86 S CH 83 B SL 80 S SL 80 1-3 K		S CH 82 X FF 90 0-1 3 G6-3 1B		F CU 75 F FF 88 B FF 90 1 SAFE X SL 82 1-2 1-H HR		F SL 81 X SI 92 0-1 G4-3		4	1	2	2	0	1	0
3 Asdrúbal Cabrera, S (1, 4) OBP: 0.310, SLG: 0.387			X SI 89 0-0 27 FC1-6 1B		B CH 82 C CH 82 S SL 84 X SL 83 1-2 G6-3 1-2		B CH 83 X CH 84 1-0 G6-3			B SL 86 B FF 96 C FF 97 F FF 96 B FF 98 F SI 98 X FF 97 3-2 L8	4	0	1	0	0	0	1
27 Jordan Zimmermann, R (1, 1) OBP: 0.255, SLG: 0.171 46 Matt Thornton, L (8, 1) 19 Kevin Frandsen, R (8, PH) OBP: 0.291, SLG: 0.396 36 Tyler Clippard, R (9, 1) 22 Drew Storen, S (10, 1) 7 Scott Hairston, R (10, PH) OBP: 0.254, SLG: 0.317 35 Craig Stammen, R (11, 1) OBP: 0.286, SLG: 0.429			B FF 88 1 SAFE X FF 88 1-0 FC1-6 1-2f		C FF 90 B SI 89 C FF 90 F CU 77 S CU 76 1-3 K			F SI 84 F SI 85 X CU 73 0-2 F7		B SL 88 C SL 86 S SL 88 S SL 86 1-3 K2-3	2 0 1 0 0 1 0	0 0 0 0 0 0 0	0 0 0 0 0 0 0	0 0 0 0 0 1 0	0 0 0 0 0 0 0	1 0 0 0 0 0 0	2 0 0 0 0 0 0
Inning Stats	R: 0 E: 0 K: 1 S: 7 H: 0 LOB: 0 BB: 1 P: 15	R: 0 E: 0 K: 0 S: 5 H: 0 LOB: 0 BB: 0 P: 6	R: 0 E: 0 K: 1 S: 7 H: 1 LOB: 1 BB: 0 P: 9	R: 0 E: 0 K: 1 S: 9 H: 1 LOB: 1 BB: 0 P: 13	R: 0 E: 0 K: 1 S: 11 H: 2 LOB: 1 BB: 0 P: 15	R: 0 E: 0 K: 2 S: 10 H: 0 LOB: 0 BB: 0 P: 12	R: 2 E: 0 K: 1 S: 10 H: 1 LOB: 0 BB: 1 P: 17	R: 2 E: 0 K: 1 S: 11 H: 2 LOB: 0 BB: 0 P: 16	R: 0 E: 0 K: 2 S: 8 H: 0 LOB: 0 BB: 0 P: 11	R: 0 E: 0 K: 1 S: 10 H: 0 LOB: 0 BB: 0 P: 15	R: 1 E: 0 K: 1 S: 6 H: 1 LOB: 0 BB: 0 P: 13	1B: 4 2B: 1 3B: 1 HR: 2 SF: 1 SAC: 0 DP: 0 HBP: 0	WP: 0 PB: 0 SB: 0 CS: 1 PA: 40					

PITCHER		IP	WLS	BF	H	R	ER	SO	BB	IBB	HBP	BLK	WP	HR	S	P	ERA	WHIP
54 Vidal Nuño, L ERA: 4.79	(1, 1)	7.0		26	5	2	2	7	2	0	0	0	0	1	59	87	2.57	1.000
29 Brad Ziegler, R ERA: 3.5	(8, 1)	1.0	B	5	2	2	2	1	0	0	0	0	0	0	11	16	18.00	2.000
59 Oliver Pérez, L ERA: 2.06	(9, 1)	1.0		3	0	0	0	2	0	0	0	0	0	0	8	11	0.00	0.000
37 Matt Stites, R ERA: 4.57	(10, 1)	1.0		3	0	0	0	1	0	0	0	0	0	0	10	15	0.00	0.000
38 Will Harris, R ERA: 9.45	(11, 1)	0.2	L	3	1	1	1	1	0	0	0	0	0	1	6	13	13.50	1.500

PITCHER	IP	WLS	BF	H	R	ER	SO	BB	IBB	HBP	BLK	WP	HR	S	P	ERA	WHIP

BOTTOM

Arizona Diamondbacks @ Washington Nationals

Nationals Park, Washington, DC

Mon Aug 18 2014, 7:08 PM - 10:23 PM EDT
Att. 21,292 - Partly Cloudy - 81 F

livebaseballscorecards.com

AB	37
R	5
H	8
RBI	5
BB	2
SO	12
LOB	8

Batter	1	2	3	4	5	6	7	8	9	AB	R	H	RBI	BB	SO	LOB
5 Ender Inciarte, L (1, 8) OBP: 0.298, SLG: 0.325	C FF 94 X SI 94 0-1 ① F8		B CU 80 X FF 96 1-0 ③ F7			B FF 95 B SI 96 F FF 95 C FF 96 X FF 95 2-2 ② G6-3			B SI 91 X SI 91 1-0 ② G4-3	4	0	0	0	0	0	0
2 Aaron Hill, R (1, 4) OBP: 0.283, SLG: 0.374	B FF 94 C FF 95 X CH 88 1-1 ② L7			C FF 92 B FF 94 B SI 94 B FF 95 X SI 94 3-1 2B		C CU 79 B CH 88 C FF 95 B FF 95 X CH 88 2-2 ③ F8			C SI 92 B SL 89 C SI 92 F SI 92 S CU 76 1-3 ③ K	4	0	1	0	0	1	0
6 David Peralta, L (1, 9) OBP: 0.324, SLG: 0.474	C SI 94 F FF 95 B FF 96 F SI 96 B CH 89 X FF 96 2-2 HR			B SI 95 C CU 80 X SI 94 1-1 ① F8			B SI 94 B SI 94 B FF 96 B FF 94 4-0 15 G6-4-3 BB			2	1	1	1	1	0	1
15 Mark Trumbo, R (1, 7) OBP: 0.294, SLG: 0.398	F FF 96 F SI 95 B FF 96 S CU 82 1-3 ③ K			S CU 80 C FF 94 B SI 94 S CU 80 1-3 ② K			D CU 82 B FF 95 X SI 96 2-0 ① ② G6-4-3 1-2f			3	0	0	0	0	2	2
26 Miguel Montero, L (1, 2) OBP: 0.342, SLG: 0.401 43 Addison Reed, L (8, 1)		C FF 92 B FF 93 F CU 81 X FF 96 1-2 ① L6		X FF 94 0-0 ③ G1-3			S CU 82 S CH 89 B FF 96 B CU 82 X FF 96 2-2 ③ F8			3 0	0 0	0 0	0 0	0 0	0 0	1 0
31 Jordan Pacheco, R (1, 3) OBP: 0.271, SLG: 0.322		C SI 94 S CH 88 B CH 87 X CU 82 1-2 19 G4-6-3 1B			B FF 94 X SI 94 1-0 ① L6			C FF 94 X SI 93 0-1 ① L9		3	0	1	0	0	0	0
19 Jake Lamb, L (1, 5) OBP: 0.220, SLG: 0.211		B FF 94 1 SAFE X FF 92 1-0 ② ③ G4-6-3 1-2f			C SI 93 S CH 87 X CU 81 0-2 ② G3-1			C SI 93 B CH 88 S CH 88 F FF 96 C CU 81 1-3 ② K		3	0	0	0	0	1	1
1 Didi Gregorius, L (1, 6) OBP: 0.303, SLG: 0.377			C FF 93 B SI 94 S CH 88 F FF 95 X FF 96 1-2 ① G3		C CH 88 S CH 88 B FF 97 X SI 96 1-2 ③ F8			B SI 93 B SI 94 X SI 96 2-0 ③ L8		3	0	0	0	0	0	0
57 Chase Anderson, R (1, 1) OBP: 0.071, SLG: 0.037 56 Eury De La Rosa, L (3, 1) 38 Will Harris, R (7, 1) 9 Tuffy Gosewisch, R (8, 2) OBP: 0.258, SLG: 0.322			F FF 95 B FF 95 B FF 96 X FF 95 2-1 ② G4-3			C FF 93 F SI 94 F SI 96 B CU 80 S FF 96 1-3 ① K			S SI 91 S CH 86 F CH 84 F SI 92 F CH 84 B SI 92 S CU 74 1-3 ① K	1 1 0 1	0 0 0 0	0 0 0 0	0 0 0 0	0 0 0 0	0 1 0 1	0 0 0 0

TOP

Arizona Diamondbacks @ Washington Nationals
Nationals Park, Washington, DC
Tue Aug 19 2014, 7:08 PM - 9:58 PM EDT
Att. 26,827 - Partly Cloudy - 80 F

livebaseballscorecards.com

AB	28
R	1
H	3
RBI	1
BB	1
SO	6
LOB	5

Inning Stats	1	2	3	4	5	6	7	8	9
	R: 1 E: 0 K: 1 S: 11	R: 0 E: 0 K: 0 S: 7	R: 0 E: 0 K: 0 S: 7	R: 0 E: 0 K: 1 S: 8	R: 0 E: 0 K: 0 S: 7	R: 0 E: 0 K: 1 S: 10	R: 0 E: 0 K: 0 S: 4	R: 0 E: 0 K: 1 S: 7	R: 0 E: 0 K: 2 S: 11
	H: 1 LOB: 0 BB: 0 P: 15	H: 1 LOB: 0 BB: 0 P: 10	H: 0 LOB: 0 BB: 0 P: 11	H: 1 LOB: 1 BB: 0 P: 13	H: 0 LOB: 0 BB: 0 P: 9	H: 0 LOB: 0 BB: 0 P: 15	H: 0 LOB: 0 BB: 1 P: 12	H: 0 LOB: 0 BB: 0 P: 10	H: 0 LOB: 0 BB: 0 P: 14

1B: 1	SF: 0	WP: 0	PA: 29
2B: 1	SAC: 0	PB: 0	
3B: 0	DP: 2	SB: 0	
HR: 1	HBP: 0	CS: 0	

PITCHER		IP	WLS	BF	H	R	ER	SO	BB	IBB	HBP	BLK	WP	HR	S	P	ERA	WHIP
37 Stephen Strasburg, R ERA: 3.41	(1, 1)	8.0	W	26	3	1	1	4	1	0	0	0	0	1	61	95	1.12	0.500
13 Jerry Blevins, L ERA: 4.87	(9, 1)	1.0		3	0	0	0	2	0	0	0	0	0	0	11	14	0.00	0.000

PITCHER		IP	WLS	BF	H	R	ER	SO	BB	IBB	HBP	BLK	WP	HR	S	P	ERA	WHIP

Batter	1	2	3	4	5	6	7	8	9	AB	R	H	RBI	BB	SO	LOB
2 Denard Span, L (1, 8) OBP: 0.355, SLG: 0.404	C SI 90 B FF 92 B FF 90 B SI 91 C FF 92 B FF 92 4-2 BB		B SI 90 X SI 91 1-0 6 1B 6 S 28 1B 1B S SL 85 C SL 84 F CU 74 B SL 85 F SL 84 B CU 74 S SL 84 1-3 ③ K			C FF 88 X FF 90 0-1 ① G4-3		X FF 92 0-0 ① G4-3		4	1	1	0	1	1	1
6 Anthony Rendon, R (1, 5) OBP: 0.332, SLG: 0.461	1 SAFE B FF 90 T FF 91 1 SAFE B SI 91 X FF 90 2-1 ① L7		B FF 91 C CH 82 F SI 92 F SI 92 X SI 92 1-2 25 BB 28 1B 20 1B 1-3 1B	B SI 87 B SI 87 B SI 87 B FF 88 4-0 BB		B SL 85 X SL 87 1-0 20 BLK 28 1B 20 1B 1B		B FF 92 X FF 92 1-0 ② F9		4	2	2	0	1	0	1
28 Jayson Werth, R (1, 9) OBP: 0.373, SLG: 0.434	1 SAFE B FF 91 C FF 92 F FF 91 B FF 92 B CH 82 F CH 80 X CH 80 3-2 ② L7		F FF 92 X SI 92 0-1 25 BB 20 1B 1-2 3-H 1B	B SI 87 C SI 87 X SL 84 1-1 ① F9		C CH 78 X SI 90 0-1 20 BLK 20 1B 1-2 1B		C FF 93 S SL 85 X FF 93 0-2 1B		5	2	3	1	0	0	2
25 Adam LaRoche, L (1, 3) OBP: 0.374, SLG: 0.466	C SI 90 B SI 91 X SI 91 1-1 ③ F8		S CH 82 B CH 81 D CH 81 F CH 82 B CH 81 F FF 92 F FF 92 B CH 82 4-2 34 1B 20 1B 3 2B 1-2 2-3 BB	C SL 84 C SL 84 B SL 83 S SI 90 1-3 ② K		C SL 86 B CU 74 F CU 74 X SL 86 1-2 ② L8		B FF 93 X FF 92 1-0 ③ F8		4	1	0	0	1	1	5
20 Ian Desmond, R (1, 6) OBP: 0.307, SLG: 0.425		C FF 90 X SI 91 0-1 3 S 1B	X CU 77 0-0 34 1B 3 2B 1-2 2-H 3-H 1B	B SI 88 X SL 82 1-0 ③ P4		C B SL 87 X SL 87 1-1 1-H 2-H 1B				4	1	3	4	0	0	1
34 Bryce Harper, L (1, 7) OBP: 0.338, SLG: 0.380		B SI 90 B CH 81 C CH 80 F SI 91 S CH 82 2-3 ① K	F SI 91 F SI 91 X CH 82 0-2 3 2B 1-2 2-3 1B		C SL 84 B SL 84 C CU 74 B FF 89 F CU 75 B SL 85 F SL 84 B FF 90 4-2 59 1B 3 G5-3 BB	C SL 86 B SL 85 S CU 75 B CU 74 X CU 75 2-2 ③ L9				3	1	1	0	1	1	2
3 Asdrúbal Cabrera, S (1, 4) OBP: 0.311, SLG: 0.389		C CU 77 1 SAFE B CH 82 B FF 91 B SI 92 C CU 76 B CH 81 4-2 1-2 BB	F SL 83 B SL 84 B CH 77 F SI 88 F SL 83 B CH 78 X SI 89 3-2 1-H 2-H 3-H 2B	X SL 84 0-0 ① G5-3 1-2			B FF 92 X FF 92 1-0 ① P5			3	0	1	3	1	0	1
59 Jose Lobaton, S (1, 2) OBP: 0.272, SLG: 0.284		B SI 89 C SI 91 2 SAFE S CH 82 F CH 82 S SI 92 1-3 ② K	B SI 88 B SI 87 S SL 83 F SL 86 S CU 72 2-3 ① K	X SL 84 0-0 37 B1-6-4 2-3 1B			B FC 92 B CH 84 C FF 92 F FC 91 F FF 92 B CU 80 F FF 92 X FF 92 3-2 ② G4-3			4	0	1	0	0	2	3
37 Stephen Strasburg, R (1, 1) OBP: 0.179, SLG: 0.100 13 Jerry Blevins, L (9, 1)		C FF 91 B CU 78 C CU 76 B CU 78 X FF 92 2-2 ③ L9	C SI 88 F SL 84 B CU 73 S CU 73 1-3 ② K	B SL 83 X FF 88 1-0 ② ③ B1-6-4 1-2f			B FF 91 C FF 91 C FC 92 C FF 93 1-3 ③ K			4 0	0 0	0 0	0 0	0 0	2 0	5 0
Inning Stats	R: 0 E: 0 K: 0 S: 10 H: 0 LOB: 1 BB: 1 P: 20	R: 0 E: 0 K: 2 S: 14 H: 1 LOB: 2 BB: 1 P: 23	R: 6 E: 0 K: 3 S: 30 H: 6 LOB: 1 BB: 1 P: 43	R: 0 E: 0 K: 1 S: 6 H: 0 LOB: 1 BB: 1 P: 13	R: 0 E: 0 K: 0 S: 7 H: 1 LOB: 1 BB: 1 P: 12	R: 2 E: 0 K: 0 S: 13 H: 3 LOB: 1 BB: 0 P: 18	R: 0 E: 0 K: 1 S: 9 H: 0 LOB: 0 BB: 0 P: 14	R: 0 E: 0 K: 0 S: 6 H: 1 LOB: 1 BB: 0 P: 8		1B: 11 2B: 1 3B: 0 HR: 0 SF: 0 SAC: 0 DP: 1 HBP: 0	WP: 0 PB: 0 SB: 2 CS: 0 PA: 40						

PITCHER		IP	WLS	BF	H	R	ER	SO	BB	IBB	HBP	BLK	WP	HR	S	P	ERA	WHIP
57 Chase Anderson, R ERA: 3.71	(1, 1)	2.0	L	15	6	6	6	2	3	0	0	0	0	0	39	64	27.00	4.500
56 Eury De La Rosa, L ERA: 2.74	(3, 1)	4.0		18	5	2	2	4	2	0	0	1	0	0	41	65	4.50	1.750
38 Will Harris, R ERA: 8.79	(7, 1)	1.0		3	0	0	0	1	0	0	0	0	0	0	9	14	0.00	0.000
43 Addison Reed, R ERA: 3.75	(8, 1)	1.0		4	1	0	0	0	0	0	0	0	0	0	6	8	0.00	1.000

PITCHER	IP	WLS	BF	H	R	ER	SO	BB	IBB	HBP	BLK	WP	HR	S	P	ERA	WHIP

BOTTOM

Arizona Diamondbacks @ Washington Nationals

Nationals Park, Washington, DC

Tue Aug 19 2014, 7:08 PM - 9:58 PM EDT

Att. 26,827 - Partly Cloudy - 80 F

livebaseballscorecards.com

AB	35
R	8
H	12
RBI	8
BB	5
SO	7
LOB	21

Arizona Diamondbacks @ Washington Nationals

Nationals Park, Washington, DC

Wed Aug 20 2014, 7:18 PM - 10:21 PM EDT

Att. 24,113 - Cloudy - 74 F

livebaseballscorecards.com

Batter	1	2	3	4	5	6	7	8	9	AB	R	H	RBI	BB	SO	LOB
5 Ender Inciarte, L (1, 8) OBP: 0.301, SLG: 0.338	C SI 88 F SI 89 F SI 90 X SI 91 0-2 ① F7		F SI 91 F CH 82 B SI 90 X SL 84 1-2 4 BB 1B		B CH 81 F SI 91 F SI 91 B SI 91 S SI 91 2-3 ③ K			B FF 93 C CH 80 X FF 92 1-1 1-H HR		4	1	2	2	0	1	0
4 Cliff Pennington, S (1, 5) OBP: 0.378, SLG: 0.396	B SI 89 B SI 90 S SI 89 B SI 91 X SI 90 3-1 ② F8		**1 SAFE** **B SI 91** **1 SAFE** **1 SAFE** **F SI 90** **C SI 91** 1 SAFE B SI 92 B SI 92 4-2 1 SAFE B SI 92 **1-2** 15 FC3-6 BB			C SI 89 X CH 81 0-1 15 1B 1B		B CH 81 C FF 93 B CH 81 B FF 92 C FF 93 F CH 81 X CH 81 3-2 15 G3 15 S 1B		3	0	2	0	1	0	0
6 David Peralta, L (1, 9) OBP: 0.323, SLG: 0.470	B SI 90 B SI 90 B SI 91 C SI 90 X SI 91 3-1 1B		C SI 92 S CH 84 B SI 93 B SI 92 B SI 93 X CH 83 3-2 ② F9			C SI 91 B SI 91 1 SAFE F SI 91 B SI 91 F SI 92 X SI 91 2-2 ① P5		S FF 92 S FF 92 F FF 93 1 SAFE S CH 80 0-3 ① K		4	0	1	0	0	1	4
15 Mark Trumbo, R (1, 3) OBP: 0.293, SLG: 0.395	**B SI 92** 1 SAFE 1 SAFE C SI 91 B SL 83 X SI 92 2-1 ③ P3		B SL 84 C SI 92 X SI 92 1-1 ③ FC3-6 **1-2f**			S SI 92 B SI 91 1 SAFE X SI 90 1-1 26 G1-6-3 **1-3** 1B		F SI 93 D SL 83 1 SAFE B CH 86 X FF 94 2-1 ② G3 **1-3**		4	0	1	0	0	0	4
26 Miguel Montero, L (1, 2) OBP: 0.341, SLG: 0.398		B SI 90 B SI 90 X SI 91 2-0 ① F7		B CH 82 C SI 90 S CH 82 X SI 91 1-2 ① G4-3		B SI 92 X SI 91 1-0 ②③ G1-6-3 **1-2f**		B CH 86 B FF 94 I IN 82 I IN 81 4-0 IBB		3	0	0	0	1	0	2
2 Aaron Hill, R (1, 4) OBP: 0.281, SLG: 0.370		C SI 91 X CU 75 0-1 ② L6		C SI 91 F SI 92 X SI 92 0-2 ② L8			C SI 88 B SL 83 F SL 82 X SI 90 1-2 ① G5-3	B FF 95 C CH 86 X FF 94 1-1 ③ F9		4	0	0	0	0	0	2
17 Alfredo Marte, R (1, 7) OBP: 0.221, SLG: 0.364		B SI 92 C SL 85 X SL 84 1-1 1B		F SI 91 X SI 92 0-1 ③ G5-3			C SI 90 B SL 82 X SI 90 1-1 ② L9		B FF 92 S FF 92 X SL 85 1-1 ① F8	4	0	1	0	0	0	0
1 Didi Gregorius, L (1, 6) OBP: 0.297, SLG: 0.368		C SI 91 X CH 83 0-1 ③ G3			B SI 89 S CH 81 F CH 82 B SI 90 X SI 91 2-2 ① F7		C SI 89 B SI 90 B SI 90 X SI 90 2-1 ③ L8		C FF 92 C FF 92 F FF 93 F FF 93 B SL 88 X SL 86 1-2 ② F7	4	0	0	0	0	0	1
35 Trevor Cahill, R (1, 1) OBP: 0.111, SLG: 0.167 59 Oliver Pérez, L (7, 1) 31 Jordan Pacheco, R (8, PH) OBP: 0.277, SLG: 0.322 29 Brad Ziegler, R (8, 1) 14 Xavier Paul, L (9, PH) OBP: 0.176, SLG: 0.125 50 Evan Marshall, R (9, 1)			C SI 90 F SI 90 B SL 83 C SI 90 1-3 ① K		C SI 90 B SI 90 C SI 90 B SL 83 X SI 90 2-2 ② G1-3			B FF 91 B FF 91 C FF 92 S CH 80 B FF 92 B FF 91 4-2 5 HR BB	B FF 92 S SL 85 S SL 85 S FF 92 1-3 ③ K	2 0 0 1 0 1 0	0 0 0 0 0 0 0	0 0 0 0 0 0 0	0 0 0 0 0 0 0	1 0 1 0 0 0 0	0 0 0 0 0 0 0	0 0 0 0 0 0 0
Inning Stats	R: 0 E: 0 K: 0 S: 10 H: 1 LOB: 1 BB: 0 P: 18	R: 0 E: 0 K: 0 S: 7 H: 1 LOB: 1 BB: 0 P: 10	R: 0 E: 0 K: 1 S: 13 H: 1 LOB: 2 BB: 1 P: 23	R: 0 E: 0 K: 0 S: 8 H: 0 LOB: 0 BB: 0 P: 9	R: 0 E: 0 K: 1 S: 9 H: 0 LOB: 0 BB: 0 P: 15	R: 0 E: 0 K: 0 S: 9 H: 2 LOB: 1 BB: 0 P: 13	R: 0 E: 0 K: 0 S: 7 H: 0 LOB: 0 BB: 0 P: 11	R: 2 E: 0 K: 1 S: 16 H: 2 LOB: 2 BB: 2 P: 31	R: 0 E: 0 K: 1 S: 10 H: 0 LOB: 0 BB: 0 P: 13	1B: 6 2B: 0 3B: 0 HR: 1 SF: 0 SAC: 0 DP: 1 HBP: 0						

TOP	
AB	33
R	2
H	7
RBI	2
BB	3
SO	4
LOB	13

| | | | | | |

Batter	1	2	3	4	5	6	7	8	9	AB	R	H	RBI	BB	SO	LOB
2 Denard Span, L (1, 8) OBP: 0.352, SLG: 0.401	C SI 92 X FF 93 0-1 L8		C SI 88 B KC 79 C CH 84 X CH 82 1-2 G3		C CH 82 B SI 93 B SI 89 X CH 82 2-1 G4-3		C SL 79 F SL 78 X FF 92 0-2 G6-4-3 1-2f			4	0	0	0	0	0	1
3 Asdrúbal Cabrera, S (1, 4) OBP: 0.313, SLG: 0.390	B SI 90 B SI 88 C SI 88 B SI 92 B SI 88 4-1 28 G6-4-3 BB		S KC 79 S CH 82 B SI 93 X SI 92 1-2 G4-3			X CH 81 0-0 28 2B 2B		B SI 85 C SI 84 L CH 77 B CH 78 F SI 86 B CU 74 X SI 86 3-2 F9		3	1	1	0	1	0	0
28 Jayson Werth, R (1, 9) OBP: 0.372, SLG: 0.435	B SI 92 B SI 89 X SI 92 2-0 G6-4-3 1-2f		B SI 93 C SI 89 X KC 80 1-1 G5-3			C SI 89 B SI 91 B SI 92 B KC 79 X SI 91 3-1 34 FC4-6 2-H 2B		C SI 86 F SI 87 B CU 73 F CU 74 F CH 79 S CU 73 1-3 K		4	0	1	1	0	1	1
25 Adam LaRoche, L (1, 3) OBP: 0.377, SLG: 0.466		X SI 87 0-0 L4		X SI 87 0-0 34 1B 1B		B CH 82 F CH 81 B SI 89 B SI 88 F CH 81 F CH 82 B SI 90 4-2 34 FC4-6 BB		C SI 87 B CH 78 B SI 86 B SI 86 B SI 84 4-1 BB		2	0	1	0	2	0	0
20 Ian Desmond, R (1, 6) OBP: 0.306, SLG: 0.422		C SI 92 B SI 92 B SI 92 B SI 90 B SI 89 4-1 40 S 34 1B 40 FC6-4 BB		C SI 90 F SI 92 B SI 92 S CH 82 1-3 K		S SI 88 B SI 91 X CH 81 1-1 F9		F SI 85 B CH 76 X SI 85 1-1 G4-3		3	1	0	0	1	1	4
34 Bryce Harper, L (1, 7) OBP: 0.345, SLG: 0.386		1 SAFE B SI 90 D SI 88 X SI 89 2-0 40 FC6-4 1-2 1B		C CH 82 B CH 81 B CH 81 C SI 91 X SI 91 2-2 40 G6-4-3 1-2 1B		C CH 81 B SI 90 B SI 90 F CH 84 F SI 89 F SI 90 X CH 83 2-2 FC4-6 1-2f 2-3			B SI 94 B SI 94 B CH 86 C SI 95 S SI 94 X SI 95 3-2 19 1B 6 1B 1B	4	1	3	0	0	0	2
40 Wilson Ramos, R (1, 2) OBP: 0.333, SLG: 0.414		C SI 91 B SI 93 X KC 79 1-1 FC6-4 19 1B 1-2f 2-H		X SI 91 0-0 G6-4-3 1-2f		B KC 80 D CH 82 F CH 79 F SI 91 F SI 91 X SI 91 2-2 G5-3			C SI 94 F SI 95 S FF 95 0-3 K	4	0	0	1	0	1	6
19 Kevin Frandsen, R (1, 5) OBP: 0.301, SLG: 0.312		X SI 91 0-0 1-2 1B		F SI 86 B SI 90 F SI 91 S CH 81 1-3 K			B SI 91 C KC 78 B SI 90 B SI 91 S SI 90 B SI 91 4-2 2 G6-4-3 BB		F FF 94 X FF 94 0-1 6 1B 1-3 1B	3	0	2	0	1	1	0
57 Tanner Roark, R (1, 1) OBP: 0.102, SLG: 0.102 8 Danny Espinosa, S (7, PH) OBP: 0.276, SLG: 0.349 36 Tyler Clippard, R (8, 1) 22 Drew Storen, S (8, 1) 29 Rafael Soriano, R (9, 1) 6 Anthony Rendon, R (9, PH) OBP: 0.333, SLG: 0.462		F SI 92 B SI 92 F SI 92 F KC 80 S CH 85 1-3 K		C SI 91 C SI 90 F SL 83 B CH 80 S SI 93 1-3 K			1 SAFE S SI 90 B SI 89 S CH 81 1 SAFE D CH 81 1 SAFE S CH 82 2-3 K		B SI 94 X SI 94 1-0 1-2 3-H 1B	2 1 0 0 0 0 1	0 0 0 0 0 0 0	0 0 0 0 0 1 1	0 0 0 0 0 0 0	2 1 0 0 0 0 0	2 1 0 0 0 0 0	2 1 0 0 0 0 0
Inning Stats	R: 0 E: 0 K: 0 S: 4 H: 0 LOB: 0 BB: 1 P: 10	R: 1 E: 0 K: 1 S: 10 H: 2 LOB: 2 BB: 1 P: 18	R: 0 E: 0 K: 0 S: 8 H: 0 LOB: 0 BB: 0 P: 11	R: 0 E: 0 K: 1 S: 8 H: 2 LOB: 1 BB: 0 P: 11	R: 0 E: 0 K: 2 S: 9 H: 0 LOB: 0 BB: 0 P: 13	R: 1 E: 0 K: 0 S: 17 H: 2 LOB: 2 BB: 1 P: 29	R: 0 E: 0 K: 1 S: 8 H: 0 LOB: 0 BB: 1 P: 14	R: 0 E: 0 K: 1 S: 12 H: 0 LOB: 1 BB: 1 P: 21	R: 1 E: 0 K: 1 S: 9 H: 3 LOB: 2 BB: 0 P: 13	1B: 7 2B: 2 3B: 0 HR: 0 SF: 0 SAC: 0 DP: 3 HBP: 0						

PITCHER		IP	WLS	BF	H	R	ER	SO	BB	IBB	HBP	BLK	WP	HR	S	P	ERA	WHIP
35 Trevor Cahill, R ERA: 4.54	(1, 1)	6.1		27	6	2	2	5	4	0	0	0	0	0	61	103	2.84	1.579
59 Oliver Pérez, L ERA: 2.03	(7, 1)	0.2		1	0	0	0	0	0	0	0	0	0	0	3	3	0.00	0.000
29 Brad Ziegler, R ERA: 3.45	(8, 1)	1.0		4	0	0	0	1	1	0	0	0	0	0	12	21	0.00	1.000
50 Evan Marshall, R ERA: 3.16	(9, 1)	0.1	L	4	3	1	1	1	0	0	0	0	0	0	9	13	27.00	9.000

PITCHER	IP	WLS	BF	H	R	ER	SO	BB	IBB	HBP	BLK	WP	HR	S	P	ERA	WHIP

BOTTOM

Arizona Diamondbacks @ Washington Nationals

Nationals Park, Washington, DC

Wed Aug 20 2014, 7:18 PM - 10:21 PM EDT

Att. 24,113 - Cloudy - 74 F

livebaseballscorecards.com

AB	31
R	3
H	9
RBI	3
BB	5
SO	7
LOB	17

Batter	1	2	3	4	5	6	7	8	9	AB	R	H	RBI	BB	SO	LOB
5 Ender Inciarte, L (1, 8) OBP: 0.300, SLG: 0.335	C FF 90 B FF 92 B FF 92 B FF 92 C SI 92 F FF 92 F FF 93 F FF 92 F FF 92 3-2 X SI 93 G4-3		B FF 93 X CU 77 1-0 L6		B FF 93 F FF 93 C FF 93 D CU 79 D CH 81 B FF 92 4-2 BB			B SI 97 L FF 97 T FF 97 F SI 97 X FC 90 1-2 G3-1		3	0	0	0	1	0	2
4 Cliff Pennington, S (1, 6) OBP: 0.366, SLG: 0.383	C SI 92 X CH 83 0-1 B5-3		F CH 84 D FF 94 B FF 93 F CH 85 X FF 94 2-2 F9		D FF 93 X CH 82 1-0 P3			B FF 96 B FF 96 X FF 96 2-0 F8		4	0	0	0	0	0	5
6 David Peralta, L (1, 9) OBP: 0.318, SLG: 0.463	B FF 93 B FF 92 X SI 92 2-0 G3			C CU 75 F SI 90 S CU 78 0-3 K		C FF 90 C SI 89 B SI 91 S CU 77 1-3 K			X FF 90 0-0 G4-3	4	0	0	0	0	2	0
15 Mark Trumbo, R (1, 3) OBP: 0.296, SLG: 0.391		C SI 90 B FF 92 B CH 82 F FF 93 F CU 78 B CH 84 S CH 82 3-3 K		B SI 92 B CH 84 X CH 83 2-0 G6-3		C FF 91 B FF 92 B FF 93 B FF 94 B CH 83 4-1 31 CS BB			B FF 92 B FF 92 B FF 91 C FF 92 S FF 92 B FF 92 4-2 2 G6-4-3 BB	2	0	0	0	2	1	0
2 Aaron Hill, R (1, 4) OBP: 0.280, SLG: 0.369		B SI 92 C FF 93 F FF 93 X FF 93 1-2 31 G5-4-3 1B		B FF 93 X CH 84 1-0 G6-3		D CH 81 1 SAFE F SI 90 X SI 90 1-1 F8			F FF 93 X FF 92 1-1 G6-4-3 1-2f	4	0	1	0	0	0	2
31 Jordan Pacheco, R (1, 5) OBP: 0.271, SLG: 0.315		C FF 92 X CH 83 0-1 G5-4-3 1-2f			B SI 90 C FF 91 S FF 92 S CU 79 1-3 K	B FF 93 S CH 84 F FF 92 B CH 82 2-2 CS 1-2	S CH 82 F FF 93 C CU 78 0-3 K			3	0	0	0	0	2	1
17 Alfredo Marte, R (1, 7) OBP: 0.239, SLG: 0.368			C SI 91 B FF 92 B CH 82 B FF 93 B FF 93 4-1 36 SH3-4 9 1B BB		S CH 82 F FF 94 X CU 78 0-2 36 E 36 1B 1B		S CH 82 X CH 81 0-1 L9			2	0	1	0	1	0	0
9 Tuffy Gosewisch, R (1, 2) OBP: 0.260, SLG: 0.323			C SI 92 X SI 91 0-1 36 SH3-4 1-2 1B		1 SAFE S CH 83 F FF 92 C FF 93 0-3 K		B SI 91 B FF 91 X SI 91 2-0 G6-3			3	0	1	0	0	1	1
36 Wade Miley, L (1, 1) OBP: 0.196, SLG: 0.146 37 Matt Stites, L (7, 1) 14 Xavier Paul, L (8, PH) OBP: 0.167, SLG: 0.118 59 Oliver Pérez, L (8, 1) 50 Evan Marshall, R (9, 1)			L FF 90 X CU 74 0-1 SH3-4 1-2 2-3		B FF 92 B FF 91 X FF 92 2-0 E7 1-3 1B			C FF 96 B FF 96 C FF 95 B FF 96 F FF 96 X FF 97 2-2 G6-3		1 0 1 0 0	0 0 0 0 0	1 0 0 0 0	0 0 0 0 0	0 0 0 0 0	0 0 0 0 0	0 0 0 0 0
Inning Stats	R: 0 E: 0 K: 0 S: 10 H: 0 LOB: 0 BB: 0 P: 15	R: 0 E: 0 K: 1 S: 9 H: 1 LOB: 0 BB: 0 P: 13	R: 0 E: 0 K: 0 S: 9 H: 1 LOB: 2 BB: 1 P: 16	R: 0 E: 0 K: 1 S: 5 H: 0 LOB: 0 BB: 0 P: 8	R: 0 E: 1 K: 2 S: 13 H: 2 LOB: 3 BB: 1 P: 21	R: 0 E: 0 K: 1 S: 8 H: 0 LOB: 0 BB: 1 P: 16	R: 0 E: 0 K: 1 S: 6 H: 0 LOB: 0 BB: 0 P: 8	R: 0 E: 0 K: 0 S: 9 H: 0 LOB: 0 BB: 0 P: 14	R: 0 E: 0 K: 0 S: 5 H: 0 LOB: 0 BB: 1 P: 10	1B: 4 2B: 0 3B: 0 HR: 0		SF: 0 SAC: 1 DP: 2 HBP: 0		WP: 0 PB: 0 SB: 0 CS: 1		PA: 33

TOP

Arizona Diamondbacks @ Washington Nationals

Nationals Park, Washington, DC

Thu Aug 21 2014, 4:09 PM - 6:58 PM EDT

Att. 32,311 - Overcast - 87 F

livebaseballscorecards.com

AB	27
R	0
H	4
RBI	0
BB	4
SO	6
LOB	11

PITCHER		IP	WLS	BF	H	R	ER	SO	BB	IBB	HBP	BLK	WP	HR	S	P	ERA	WHIP
47 Gio González, L ERA: 3.83	(1, 1)	7.0		26	4	0	0	6	3	0	0	0	0	0	60	97	0.00	1.000
46 Matt Thornton, L ERA: 2.03	(8, 1)	1.0		3	0	0	0	0	0	0	0	0	0	0	9	14	0.00	0.000
29 Rafael Soriano, R ERA: 2.49	(9, 1)	1.0	W	3	0	0	0	0	1	0	0	0	0	0	5	10	0.00	1.000

PITCHER	IP	WLS	BF	H	R	ER	SO	BB	IBB	HBP	BLK	WP	HR	S	P	ERA	WHIP

BOTTOM

Arizona Diamondbacks @ Washington Nationals
Nationals Park, Washington, DC
Thu Aug 21 2014, 4:09 PM - 6:58 PM EDT
Att. 32,311 - Overcast - 87 F

livebaseballscorecards.com

Batter	1	2	3	4	5	6	7	8	9	AB	R	H	RBI	BB	SO	LOB
2 Denard Span, L (1, 8) OBP: 0.355, SLG: 0.402	C FF 89 B FF 90 X FF 90 1-1 28 BB 1B		B FF 91 F SL 88 B SL 88 B FF 92 C FF 92 F SL 88 B FF 91 4-2 28 F9 6 1B BB		B SL 88 C SI 89 B FF 93 C FF 89 T FF 93 2-2 ② K		X SL 86 0-0 ① SH2-3 1-2		B SL 80 X SL 79 1-0 6 S 6 E 1B	3	1	2	0	1	1	1
6 Anthony Rendon, R (1, 5) OBP: 0.336, SLG: 0.463	C SI 89 B CH 82 X SI 90 1-1 F8 ①		1 SAFE 1 SAFE B SI 91 B CH 83 1 SAFE X FF 93 2-0 25 G6-3 1-2 1B		B SL 88 B FF 92 B FF 90 I IN 62 4-0 28 BB IBB		D FF 88 C SL 88 B SL 88 B FF 92 X FF 89 3-1 ② F9		B SL 84 1 SAFE F SI 94 B SL 84 C SI 94 X CH 87 2-2 E5 1-H 1B	4	0	2	0	1	0	2
28 Jayson Werth, R (1, 9) OBP: 0.375, SLG: 0.434	1 SAFE C SI 88 B SI 90 B SI 90 D CH 82 F CH 84 1 SAFE B FF 90 4-2 25 G4-6-3 1-2 BB		C SL 89 B FF 93 X CU 76 1-1 ① F9 2-3		C FF 92 D SL 87 F FF 93 F FF 89 B SI 89 F SL 88 B FF 91 4-2 1-2 2-3 BB		B SL 88 C SL 87 B FF 92 B SI 92 B SL 90 4-1 25 BB BB			1	0	0	0	3	0	2
25 Adam LaRoche, L (1, 3) OBP: 0.376, SLG: 0.463	X SL 86 0-0 ②③ G4-6-3 1-2f		D FF 89 B FF 93 X FF 90 2-0 ②③ G6-3 1-2f		C FF 92 C FF 93 B SL 91 B SL 86 B SL 88 S SL 87 3-3 ③ K		B FF 88 F SL 90 C FF 94 B FF 94 B FF 94 B FF 89 4-2 1-2 2-3 BB			3	0	0	0	1	1	7
40 Wilson Ramos, R (1, 2) OBP: 0.336, SLG: 0.415		C FF 90 B FF 91 X FF 92 1-1 34 1B 1B		X FF 92 0-0 ① F8		X SI 89 0-0 34 1B 1B	T FF 97 S FF 98 F FF 99 F FF 98 B FF 97 X FF 98 1-2 ③ F9			4	0	2	0	0	0	3
34 Bryce Harper, L (1, 7) OBP: 0.347, SLG: 0.388		C SI 91 B FF 91 B SI 88 B FF 89 X FF 92 3-1 1-2 1B		S SL 90 B SI 92 B FF 90 B FF 91 S SL 88 F SL 89 X FF 91 3-2 ② G1-3		C SL 87 X SL 89 0-1 8 G6-4-3 1-2 1B		C SI 90 F SL 79 S SL 80 0-3 ① K		4	0	2	0	0	1	0
3 Asdrúbal Cabrera, S (1, 4) OBP: 0.310, SLG: 0.387		B FF 90 B SL 87 C SI 92 X CH 83 2-1 ① F9		B FF 92 B SL 88 X SI 91 2-0 ③ G6-3		F SI 90 B SI 92 F SL 88 F SL 89 C FF 92 1-3 ① K		S SL 79 X FF 92 0-1 ② G6-3		4	0	0	0	0	1	4
8 Danny Espinosa, S (1, 6) OBP: 0.276, SLG: 0.348		B SI 92 C FF 92 B SI 92 D CH 85 S CH 83 S SL 88 3-3 ② K			X SL 87 0-0 28 BB 47 SH3-4 1B	X SI 93 0-0 ②③ G6-4-3 1-2f		B SI 90 S SL 80 X FF 92 1-1 ③ F9		4	0	1	0	0	1	4
47 Gio González, R (1, 1) OBP: 0.094, SLG: 0.188 19 Kevin Frandsen, R (7, PH) OBP: 0.305, SLG: 0.316 46 Matt Thornton, L (8, 1) 29 Rafael Soriano, R (9, 1) 7 Scott Hairston, R (9, PH) OBP: 0.250, SLG: 0.311		F SL 86 X FF 92 0-1 ③ P3			X FF 88 0-0 ① SH3-4 1-2		B SL 86 B SI 90 X SL 87 2-0 25 BB 2 SH2-3 1B		X SI 89 0-0 ① F7	1 1 0 0 1	0 0 0 0 0	0 1 0 0 0	0 0 0 0 0	0 0 0 0 0	0 0 0 0 0	2 0 0 0 0
Inning Stats	R: 0 H: 1 E: 0 LOB: 1 K: 0 BB: 1 S: 7 P: 13	R: 0 H: 2 E: 0 LOB: 2 K: 1 BB: 0 S: 11 P: 20	R: 0 H: 1 E: 0 LOB: 1 K: 0 BB: 1 S: 7 P: 16	R: 0 H: 0 E: 0 LOB: 0 K: 0 BB: 0 S: 6 P: 11	R: 0 H: 1 E: 0 LOB: 3 K: 2 BB: 2 S: 12 P: 25	R: 0 H: 2 E: 0 LOB: 1 K: 1 BB: 0 S: 8 P: 9	R: 0 H: 1 E: 0 LOB: 3 K: 0 BB: 2 S: 12 P: 26	R: 0 H: 0 E: 0 LOB: 0 K: 1 BB: 0 S: 7 P: 8	R: 1 H: 2 E: 1 LOB: 1 K: 0 BB: 0 S: 5 P: 8	1B: 10 2B: 0 3B: 0 HR: 0	SF: 0 SAC: 2 DP: 3 HBP: 0						

	AB	30
	R	1
	H	10
	RBI	0
	BB	6
	SO	5
	LOB	25

PITCHER		IP	WLS	BF	H	R	ER	SO	BB	IBB	HBP	BLK	WP	HR	S	P	ERA	WHIP
36 Wade Miley, L ERA: 4.29	(1, 1)	6.2		31	8	0	0	4	5	1	0	0	0	0	58	114	0.00	1.950
37 Matt Stites, R ERA: 4.5	(7, 1)	0.1		1	0	0	0	0	0	0	0	0	0	0	5	6	0.00	0.000
59 Oliver Pérez, L ERA: 1.98	(8, 1)	1.1	L	5	1	1	0	1	0	0	0	0	0	0	9	11	0.00	0.750
50 Evan Marshall, R ERA: 3.16	(9, 1)	0.0		1	1	0	0	0	0	0	0	0	0	0	3	5	∞	∞

PITCHER	IP	WLS	BF	H	R	ER	SO	BB	IBB	HBP	BLK	WP	HR	S	P	ERA	WHIP

Batter	1	2	3	4	5	6	7	8	9	AB	R	H	RBI	BB	SO	LOB
16 Ángel Pagán, S (1, 8) OBP: 0.342, SLG: 0.389 57 Juan Gutierrez, R (9, 1)	C SI 87 B FF 88 X SI 88 1-1 8 G4-3 1B		X FF 87 0-0 ③ L8		C FC 85 B FC 86 X CH 78 1-1 ③ G4-3		B CH 85 F SI 91 B SL 90 B SL 89 F SI 92 X SI 92 3-2 1B		B SI 94 F SI 93 B FF 94 X SI 92 2-1 E3 8 1B 28 2B 1-2	5 0	1 0	2 0	0 0	0 0	0 0	1 0
8 Hunter Pence, R (1, 9) OBP: 0.335, SLG: 0.466	C SI 88 S SI 88 1 SAFE X SI 89 0-2 ①② G4-3 1-2f			X SI 86 0-0 ① F7		C SI 86 C CU 72 B FF 87 F SI 89 F SI 87 B FC 83 X SI 88 2-2 ① G6-3	B SL 90 C SI 92 1 SAFE 1 SAFE 1 SAFE F SI 92 F SL 89 C CU 75 1-3 ③ K		B SI 94 X SI 93 1-0 28 2B 48 SF8 1-2 2-H 1B	5	1	1	1	0	1	2
28 Buster Posey, R (1, 2) OBP: 0.347, SLG: 0.449 34 Andrew Susac, R (9, 2) OBP: 0.303, SLG: 0.387	S SI 88 F SI 90 X SI 89 0-2 ③ G5-3			C SI 87 C SI 87 B FC 84 X SI 89 1-2 ② G6-3		S CH 78 B SI 89 F SI 89 F SI 89 F SI 89 B CH 77 F CU 73 X SI 88 2-2 HR		F SL 89 S CH 84 B CH 84 X CU 74 1-2 F7 ①	C CH 85 B FF 95 B SI 92 F CH 86 F SI 94 X CH 87 2-2 48 SF8 7 1B 1-3 2-H 2B	5 0	2 0	2 0	2 0	0 0	0 0	0 0
48 Pablo Sandoval, S (1, 5) OBP: 0.327, SLG: 0.433		F SI 86 S SI 88 X FC 85 0-2 ① L9		B CH 78 B SI 89 S SI 90 C CH 79 F CU 74 F SI 91 F SI 90 X SI 87 2-2 38 1B 12 HR 1B		B CH 77 F SI 89 F SI 89 B FF 89 B CH 77 B SI 90 4-2 12 1B BB		X SI 90 0-0 ② G6-3	F FF 95 X FF 95 0-1 ① SF8 2-3 3-H	3	1	1	1	1	0	0
38 Michael Morse, R (1, 7) OBP: 0.339, SLG: 0.480 7 Grégor Blanco, L (6, 7) OBP: 0.322, SLG: 0.312 (9, 8)		B SI 89 S SI 89 F FC 86 F SI 89 B FF 91 F FC 85 X SI 91 3-2 ② G4-3		B SI 87 S SI 88 B FF 88 F SI 88 F FF 89 X CU 72 2-2 12 HR 1-2 1B		F SI 89 X SI 88 0-1 ② F9		B SI 91 B SI 91 B SI 91 C SI 90 S SL 90 F SI 90 B SI 91 4-2 12 1B 45 2B BB	F SI 94 X SI 94 0-1 12 G3-1 3-H 1B	3 1	1 1	1 1	0 1	0 1	0 0	1 0
12 Joe Panik, L (1, 4) OBP: 0.359, SLG: 0.381		C SI 89 B SI 89 F FC 86 B SI 89 F SI 90 X SI 89 2-2 1B		X SI 89 0-0 1-H 2-H HR		B CU 72 B CH 80 S CH 80 B FF 86 X CH 80 3-1 1-2 1B		1 SAFE X SI 91 0-0 45 2B 1-2 1B	C SI 92 F SL 79 X SI 94 0-2 ② G3-1 1-2	5	2	4	3	0	0	1
45 Travis Ishikawa, L (1, 3) OBP: 0.297, SLG: 0.417 (9, 7)		B FC 86 F SI 90 B FF 89 C SI 88 F SI 90 F SI 90 1 SAFE S FC 86 2-3 ③ K		C SI 91 S SI 90 C SI 88 0-3 ③ K		B SI 89 B SI 88 T CH 79 F CH 80 X SI 88 2-2 ③ G4-3		F SI 92 X SI 89 0-1 1-H 2-H 2B	S SI 94 C SI 93 S SI 94 0-3 ③ K	5	0	1	2	0	3	4
35 Brandon Crawford, L (1, 6) OBP: 0.314, SLG: 0.372			C SI 86 B SI 90 B SI 88 F FC 86 C SI 88 2-3 ① K		B SI 87 X CH 79 1-0 ① F8		C SI 91 F SL 88 S CU 76 0-3 ① K	B CU 73 B SI 91 C SI 91 X CU 74 2-1 ③ G1-3		4	0	0	0	0	2	1
17 Tim Hudson, R (1, 1) OBP: 0.104, SLG: 0.044 49 Javier López, L (6, 1) 50 Matt Duffy, R (7, PH) OBP: 0.241, SLG: 0.185 63 Jean Machi, R (7, 1) 54 Sergio Romo, R (8, 1) 13 Joaquin Arias, R (9, PH) OBP: 0.242, SLG: 0.255 (9, 3)			C SI 87 B SI 87 X SI 88 1-1 ② G5-3		C SI 87 B SI 87 S SI 87 B FC 83 X SI 88 2-2 ② G5-3		B SI 91 B SL 89 B SI 91 C SI 91 F SI 91 X SI 91 3-2 ② F9		C FF 93 F FF 94 B SL 80 X FF 95 1-2 16 E 8 1B 1B	2 0 1 0 0 1	0 0 0 0 0 1	0 0 0 0 0 1	0 0 0 0 0 1	0 0 0 0 0 0	0 0 0 0 0 0	0 0 0 0 0 0
Inning Stats	R: 0 E: 0 K: 0 S: 8 H: 1 LOB: 0 BB: 0 P: 9	R: 0 E: 0 K: 1 S: 16 H: 1 LOB: 1 BB: 0 P: 23	R: 0 E: 0 K: 1 S: 6 H: 0 LOB: 0 BB: 0 P: 9	R: 3 E: 0 K: 1 S: 18 H: 3 LOB: 0 BB: 0 P: 23	R: 0 E: 0 K: 0 S: 6 H: 0 LOB: 0 BB: 0 P: 10	R: 1 E: 0 K: 0 S: 20 H: 2 LOB: 2 BB: 1 P: 33	R: 0 E: 0 K: 2 S: 13 H: 1 LOB: 1 BB: 0 P: 20	R: 2 E: 0 K: 0 S: 12 H: 2 LOB: 1 BB: 1 P: 19	R: 4 E: 1 K: 1 S: 20 H: 4 LOB: 1 BB: 0 P: 26	1B: 10 2B: 2 3B: 0 HR: 2 SF: 1 SAC: 0 DP: 1 HBP: 0						

PITCHER		IP	WLS	BF	H	R	ER	SO	BB	IBB	HBP	BLK	WP	HR	S	P	ERA	WHIP
58 Doug Fister, R ERA: 2.38	(1, 1)	6.0	L	25	7	4	4	3	1	0	0	0	0	2	74	107	6.00	1.333
13 Jerry Blevins, L ERA: 5.05	(7, 1)	2.0		10	3	2	2	2	1	0	0	0	0	0	25	39	9.00	2.000
48 Ross Detwiler, L ERA: 3.74	(9, 1)	1.0		8	4	4	3	1	0	0	0	0	0	0	20	26	27.00	4.000

PITCHER	IP	WLS	BF	H	R	ER	SO	BB	IBB	HBP	BLK	WP	HR	S	P	ERA	WHIP

TOP

San Francisco Giants @ Washington Nationals

Nationals Park, Washington, DC

Fri Aug 22 2014, 7:07 PM - 10:31 PM EDT

Att. 33,718 - Cloudy - 82 F

livebaseballscorecards.com

AB	40
R	10
H	14
RBI	10
BB	2
SO	6
LOB	10

WP: 0	PA: 43		
PB: 0			
SB: 0			
CS: 0			

Batter	1	2	3	4	5	6	7	8	9	AB	R	H	RBI	BB	SO	LOB
2 Denard Span, L (1, 8) OBP: 0.353, SLG: 0.399	X SI 89 0-0 ① P5		L FS 80 B FS 81 B SI 89 F FS 83 F SI 90 F SI 90 B CU 76 X FC 85 3-2 ①② G6-4-3 1-2f		C SI 89 X CU 76 0-1 ③ L4			B SI 93 C CH 84 X CH 84 1-1 ② L7		4	0	0	0	0	0	1
6 Anthony Rendon, R (1, 5) OBP: 0.337, SLG: 0.462	C FF 89 B FC 83 S FC 84 B CU 76 B FC 82 B FF 89 4-2 20 S 25 1B 20 E BB		F SI 88 S FC 83 B FC 82 B SI 90 B FC 85 X FC 85 3-2 ③ G6-3			C SI 85 B FS 80 B FC 82 F SI 87 B CU 77 X FF 90 3-2 ① F9		C CU 82 F SI 93 F CU 81 B CH 86 F FF 93 B FF 93 B CH 86 X SI 92 3-2 1B		3	1	1	0	1	0	0
28 Jayson Werth, R (1, 9) OBP: 0.376, SLG: 0.441	B SI 89 1 SAFE 1 SAFE B SI 88 B SI 89 X SI 89 3-0 ② F9			C CU 73 B FC 82 C SI 88 X FS 80 1-2 HR		C FC 85 B CU 77 B SI 89 C SI 90 F FF 90 F FF 90 B FF 90 X SI 90 3-2 20 FC6-4 1B		C SL 80 B SL 79 S SL 78 S SL 80 1-3 ③ K		4	1	2	1	0	1	2
25 Adam LaRoche, L (1, 3) OBP: 0.375, SLG: 0.460	B FS 81 B SI 88 B SI 90 C FF 88 X FC 85 3-1 20 S 1-2 1B			B FS 79 F FF 89 B CU 76 X FS 80 2-1 ① G6-3		S SI 86 F SL 80 S SL 80 0-3 ② K			X SI 94 0-0 ① L7	4	0	1	0	0	1	1
20 Ian Desmond, R (1, 6) OBP: 0.306, SLG: 0.419	B SI 89 B SI 90 X 2-0 ③ P2 1-2 2-H			B FC 84 S FC 82 T SI 89 X SI 90 1-2 ② G6-3		B SI 85 X SI 85 1-0 ③ FC6-4 1-2f			B FF 93 B FF 93 B FF 93 B FF 93 4-0 40 DI 40 2B BB	3	1	0	0	1	0	2
34 Bryce Harper, L (1, 7) OBP: 0.347, SLG: 0.388 18 Michael Taylor, R (9, PH) OBP: 0.318, SLG: 0.333		C FS 80 B CU 75 F CU 75 F SI 89 B FS 82 F FC 84 X FS 83 2-2 3 K 1B		X SI 89 0-0 E6			C CH 82 F CH 85 B FF 93 S CH 87 1-3 ① K		C CU 80 B FF 92 B CU 80 X FF 93 2-1 ② F9	3 1	0 0	1 0	0 0	0 0	1 0	0 1
40 Wilson Ramos, R (1, 2) OBP: 0.335, SLG: 0.417	F SI 88 B SI 89 C SI 89 1 SAFE B FC 83 F SI 89 1 SAFE F CU 76 F SI 89 2-3 ① F FC 83 S SI 88 K			B SI 89 1 SAFE 1 SAFE X FC 81 1-0 ③ F9			C CU 80 T CH 84 S CH 87 0-3 ② K		S CU 80 B CU 82 S CU 81 F FF 93 F CU 79 B CU 83 X FF 93 2-2 1-H 2B	4	0	1	1	0	2	2
3 Asdrúbal Cabrera, S (1, 4) OBP: 0.310, SLG: 0.384	F SI 89 B FF 88 1 SAFE L CU 76 F FC 86 S FS 82 1-3 ②③ K 1-2				F FS 80 B FS 79 F SI 90 X FC 82 1-2 ① P3		C CH 84 X CH 86 0-1 ③ G4-3		C SI 93 B CU 80 B CU 80 C SI 93 F SI 92 B SI 92 F SI 92 B SI 91 4-2 BB	3	0	0	0	1	1	1
58 Doug Fister, L (1, 1) OBP: 0.083, SLG: 0.083 13 Jerry Blevins, L (7, 1) 19 Kevin Frandsen, R (8, PH) OBP: 0.303, SLG: 0.314 48 Ross Detwiler, R (9, 1) 8 Danny Espinosa, S (9, PH) OBP: 0.275, SLG: 0.347			B SI 87 C SI 87 X SI 89 1-1 2 G6-4-3 1B		C SI 89 S FS 82 S CU 76 0-3 ② K			B FF 93 C FF 93 C CU 80 B FF 94 X CH 86 2-2 ① L6	B CU 79 F SI 92 B CU 79 C SI 91 F SI 92 T CU 80 2-2 ③ K	2 0 1 0 0 1	0 0 0 0 0 2	1 0 0 0 0 0	0 0 0 0 0 1	0 0 0 0 0 2	1 0 0 0 0 0	0 0 0 0 0 2
Inning Stats	R: 1 H: 1 E: 0 LOB: 1 K: 0 BB: 1 S: 7 P: 19	R: 0 H: 1 E: 0 LOB: 0 K: 2 BB: 0 S: 16 P: 21	R: 0 H: 1 E: 0 LOB: 0 K: 0 BB: 0 S: 10 P: 17	R: 1 H: 1 E: 1 LOB: 1 K: 0 BB: 0 S: 10 P: 15	R: 0 H: 0 E: 0 LOB: 0 K: 1 BB: 0 S: 8 P: 9	R: 0 H: 1 E: 0 LOB: 1 K: 1 BB: 0 S: 12 P: 19	R: 0 H: 0 E: 0 LOB: 0 K: 2 BB: 0 S: 8 P: 9	R: 0 H: 1 E: 0 LOB: 1 K: 1 BB: 0 S: 13 P: 20	R: 1 H: 1 E: 0 LOB: 2 K: 1 BB: 2 S: 16 P: 30	1B: 5 SF: 0 2B: 1 SAC: 0 3B: 0 DP: 1 HR: 1 HBP: 0						WP: 0 PA: 36 PB: 0 SB: 2 CS: 0

PITCHER		IP	WLS	BF	H	R	ER	SO	BB	IBB	HBP	BLK	WP	HR	S	P	ERA	WHIP
17 Tim Hudson, R ERA: 2.99	(1, 1)	5.1	W	21	5	2	1	3	1	0	0	0	0	1	59	95	1.69	1.125
49 Javier López, L ERA: 1.99	(6, 1)	0.2	H	2	0	0	0	1	0	0	0	0	0	0	4	5	0.00	0.000
63 Jean Machi, R ERA: 1.46	(7, 1)	1.2	H	6	1	0	0	2	0	0	0	0	0	0	18	25	0.00	0.600
54 Sergio Romo, R ERA: 4.07	(8, 1)	0.1		1	0	0	0	1	0	0	0	0	0	0	3	4	0.00	0.000
57 Juan Gutierrez, R ERA: 3.23	(9, 1)	1.0		6	1	1	1	1	2	0	0	0	0	0	16	30	9.00	3.000

PITCHER	IP	WLS	BF	H	R	ER	SO	BB	IBB	HBP	BLK	WP	HR	S	P	ERA	WHIP

BOTTOM

San Francisco Giants @ Washington Nationals

Nationals Park, Washington, DC

Fri Aug 22 2014, 7:07 PM - 10:31 PM EDT

Att. 33,718 - Cloudy - 82 F

livebaseballscorecards.com

AB	33
R	3
H	7
RBI	2
BB	3
SO	8
LOB	12

Batter	1	2	3	4	5	6	7	8	9	AB	R	H	RBI	BB	SO	LOB
16 Ángel Pagán, S (1, 8) OBP: 0.340, SLG: 0.391 46 Santiago Casilla, R (8, 1)	C FF 92 B FF 94 B FF 93 X FF 94 2-1 8 HR 2B		X FF 94 0-0 ② P6			C CU 78 X FF 93 0-1 ① G6-3		B FF 94 C FF 94 X CH 87 1-1 ① G1-3 1-2		4 0	1 0	1 0	0 0	0 0	0 0	1 0
8 Hunter Pence, R (1, 9) OBP: 0.336, SLG: 0.472	F FF 94 F FF 94 X FF 93 0-2 2-H HR		B SL 90 C SL 88 F FF 94 S CU 82 1-3 ③ K2-3			C CU 81 X SL 89 0-1 48 1B 1B		B SL 88 B SL 88 C FF 94 F FF 94 F CU 81 D CU 80 F SL 86 C CU 81 3-3 ② K		4	1	2	2	0	2	1
28 Buster Posey, R (1, 3) OBP: 0.346, SLG: 0.447	T FF 95 C SL 89 T FF 94 0-2 ① K			C FF 93 X SL 87 0-1 48 1B 1B		X FF 93 0-0 ② F7		C FF 95 F FF 94 B FF 95 B CU 80 F FF 95 F FF 95 B SL 88 F FF 94 X SL 89 3-2 ③ F8 2-3		4	0	1	0	0	1	2
48 Pablo Sandoval, S (1, 5) OBP: 0.330, SLG: 0.436	F FF 94 F SL 89 X FF 94 0-2 ② L8			X FF 93 0-0 12 G6-3 1-2 1B		1 SAFE B CU 79 B FF 93 X FF 93 2-0 1-3 1B			C FF 96 S FC 90 X FC 90 0-2 12 G6-3 38 1B 1B	4	0	3	0	0	0	0
38 Michael Morse, R (1, 7) OBP: 0.338, SLG: 0.478	X SL 88 0-0 ③ F9			F FF 94 B FF 94 F FF 94 B FF 94 F FF 95 C FF 94 2-3 ① K		C FF 93 B FF 95 F FF 94 B FF 94 S SL 88 2-3 ③ K			X FF 96 0-0 12 G6-3 1-2 1B	4	0	1	0	0	2	4
12 Joe Panik, L (1, 4) OBP: 0.349, SLG: 0.370		C FF 93 F FF 94 B FF 94 X SL 90 1-2 ① P6		F SL 88 C FF 94 B FF 94 F FF 94 D CU 80 X FF 94 2-2 ②③ G6-3 1-2f			C FF 93 X CH 86 0-1 ① G3-1		C FF 95 X SI 96 0-1 ①② G6-3 1-2f 2-3	4	0	0	0	0	0	4
34 Andrew Susac, R (1, 2) OBP: 0.270, SLG: 0.343		B FF 94 F FF 94 B SL 88 F FF 93 X FF 94 2-2 ② F8			B SL 88 F SL 87 F FF 93 F FF 94 B CU 82 C FF 94 2-3 ① K		X FF 94 0-0 ② G6-3		B FF 96 X FF 96 1-0 ③ F8	4	0	0	0	0	1	1
35 Brandon Crawford, L (1, 6) OBP: 0.312, SLG: 0.369		F FF 94 F SL 90 B FF 95 S FF 95 1-3 ③ K			C CU 78 X SL 88 0-1 ② F7		C FF 94 X CU 80 0-1 ③ G6-3			3	0	0	0	0	1	0
55 Tim Lincecum, L (1, 1) OBP: 0.149, SLG: 0.070 52 Yusmeiro Petit, R (3, 1) 7 Grégor Blanco, L (8, PH) OBP: 0.325, SLG: 0.314 (8, 8)			C FF 92 F FF 94 B FF 93 B SL 89 B FF 93 C FF 93 3-3 ① K		C FF 93 X FF 94 0-1 ③ P3			B CU 78 C FF 92 F FF 93 B FF 94 F SL 89 X CH 87 2-2 28 WP 16 G1-3 1B		1 1 1	0 0 0	0 0 1	0 0 0	0 0 0	1 0 0	0 0 0
Inning Stats	R: 2 E: 0 K: 1 S: 12 H: 2 LOB: 0 BB: 0 P: 14	R: 0 E: 0 K: 1 S: 9 H: 0 LOB: 0 BB: 0 P: 13	R: 0 E: 0 K: 2 S: 7 H: 0 LOB: 0 BB: 0 P: 11	R: 0 E: 0 K: 1 S: 11 H: 2 LOB: 1 BB: 0 P: 15	R: 0 E: 0 K: 1 S: 8 H: 0 LOB: 0 BB: 0 P: 10	R: 0 E: 0 K: 1 S: 9 H: 2 LOB: 2 BB: 0 P: 13	R: 0 E: 0 K: 0 S: 5 H: 0 LOB: 0 BB: 0 P: 5	R: 0 E: 0 K: 1 S: 17 H: 1 LOB: 1 BB: 0 P: 26	R: 0 E: 0 K: 0 S: 7 H: 2 LOB: 1 BB: 0 P: 8	1B: 7 2B: 1 3B: 0 HR: 1	SF: 0 SAC: 0 DP: 2 HBP: 0			WP: 1 PB: 0 SB: 0 CS: 0	PA: 34		

PITCHER	IP	WLS	BF	H	R	ER	SO	BB	IBB	HBP	BLK	WP	HR	S	P	ERA	WHIP
27 Jordan Zimmermann, R (1, 1) ERA: 2.93	8.0	W	30	7	2	2	8	0	0	0	0	1	1	78	107	2.25	0.875
46 Matt Thornton, L (9, 1) ERA: 1.97	1.0		4	2	0	0	0	0	0	0	0	0	0	7	8	0.00	2.000

PITCHER	IP	WLS	BF	H	R	ER	SO	BB	IBB	HBP	BLK	WP	HR	S	P	ERA	WHIP

TOP

San Francisco Giants @ Washington Nationals
Nationals Park, Washington, DC
Sat Aug 23 2014, 5:18 PM - 7:55 PM EDT
Att. 34,137 - Rain - 73 F

livebaseballscorecards.com

AB	34
R	2
H	9
RBI	2
BB	0
SO	8
LOB	13

Batter	1	2	3	4	5	6	7	8	9	AB	R	H	RBI	BB	SO	LOB
2 Denard Span, L (1, 8) OBP: 0.354, SLG: 0.404	B SL 81 B FF 88 B SI 88 C FF 88 C SI 88 F FF 89 X CH 83 3-2 28 1B 3B	X FF 88 0-0 6 WP 6 E 2-H 1B	B FF 89 F FF 88 F CH 81 X FF 90 1-2 F7 ③			C CH 82 B FF 91 B CU 78 C FF 90 S CU 79 2-3 K ③				4	2	2	1	0	1	1
6 Anthony Rendon, R (1, 5) OBP: 0.336, SLG: 0.459	C FF 89 B SL 81 S FF 89 B FF 89 D SL 81 B SI 90 4-2 28 1B 25 G4-6-3 BB	C FF 89 B FF 86 C SL 79 F CH 81 B FF 88 X SL 79 2-2 E5 28 1B 1-H		C SL 84 F FF 90 C FF 88 0-3 K ①			B CU 76 B FF 88 C SL 84 F FF 90 F CU 78 X FF 90 2-2 F9 ①			3	2	0	0	1	1	0
28 Jayson Werth, R (1, 9) OBP: 0.377, SLG: 0.442	X SI 89 0-0 25 G4-6-3 1-3 3-H 1B	B SL 79 X FF 88 1-0 25 WP 25 S 2-H 1B		C FF 90 B CU 76 X CU 77 1-1 P4 ②			C CU 77 C SL 83 F CU 78 B FF 90 B FF 88 S FF 89 2-3 K ②			4	0	2	2	0	1	0
25 Adam LaRoche, L (1, 3) OBP: 0.374, SLG: 0.457	D CU 76 B CH 82 X CH 83 2-0 G4-6-3 1-2f 3-H ① T CU 74 ② B CH 82 F CH 82 D SL 79 B CH 81 F CH 82 B FF 87 4-2 1-3 BB			F FF 89 B CU 78 X CH 82 1-1 F7 ③			C CH 82 C FC 88 F CU 77 F FC 90 B CU 77 F FF 89 B CU 78 F CH 83 F CU 77 2-2 X FF 90 G6-3 ③			3	0	0	0	1	0	1
20 Ian Desmond, R (1, 6) OBP: 0.305, SLG: 0.417	C SL 79 B FF 88 F FF 89 B FF 88 F FF 88 B CH 83 B FF 89 4-2 BB	X SL 79 0-0 F9 ③			B FF 89 F SL 84 C FF 91 S CU 77 1-3 K ①			C FF 93 B KC 81 S SL 88 F SI 94 S KC 81 1-3 K ①		3	0	0	0	1	2	2
34 Bryce Harper, L (1, 7) OBP: 0.342, SLG: 0.381	1 SAFE B CH 81 S SI 88 1 SAFE F SL 80 1 SAFE C CH 81 1-3 K ③		B CU 74 B CH 82 X CH 82 2-0 G6-3 ①		B CH 83 F SL 84 B FF 89 X FF 90 2-1 P6 ②			F SI 94 S CH 88 X KC 82 0-2 G4-3 ②		4	0	0	0	0	1	1
40 Wilson Ramos, R (1, 2) OBP: 0.330, SLG: 0.410		C FF 89 F SL 79 C FF 90 0-3 K ①	F SL 80 X SL 77 0-1 P6 ②		S FF 89 X FF 90 0-1 L9 ③			X SL 88 0-0 F8 ③		4	0	0	0	0	1	0
3 Asdrúbal Cabrera, S (1, 4) OBP: 0.312, SLG: 0.391		B FF 88 B CH 81 B SI 88 C FF 86 B SI 87 4-1 27 SH2-4 2 1B BB	B CH 82 B CH 82 X FF 86 2-0 HR			B FF 88 X SL 85 1-0 G3-1 ①				2	2	1	1	1	0	0
27 Jordan Zimmermann, R (1, 1) OBP: 0.217, SLG: 0.209 46 Matt Thornton, L (9, 1)		1 SAFE B SI 88 L FF 88 1 SAFE X SL 77 1-1 SH2-4 1-2 ②	B FF 88 C FF 88 S SL 80 F SL 78 F FF 88 X SL 78 1-2 2B			B SL 83 C FF 89 C FF 90 S CU 78 1-3 K ②				2 0	0 0	1 0	0 0	0 0	1 0	0 0
Inning Stats	R: 2 E: 0 K: 1 S: 14 H: 2 LOB: 1 BB: 2 P: 28	R: 3 E: 1 K: 1 S: 16 H: 2 LOB: 2 BB: 2 P: 28	R: 1 E: 0 K: 0 S: 12 H: 2 LOB: 1 BB: 0 P: 18	R: 0 E: 0 K: 1 S: 7 H: 0 LOB: 0 BB: 0 P: 9	R: 0 E: 0 K: 1 S: 7 H: 0 LOB: 0 BB: 0 P: 10	R: 0 E: 0 K: 2 S: 7 H: 0 LOB: 0 BB: 0 P: 11	R: 0 E: 0 K: 1 S: 16 H: 0 LOB: 0 BB: 0 P: 22	R: 0 E: 0 K: 1 S: 8 H: 0 LOB: 0 BB: 0 P: 9		1B: 3 2B: 1 3B: 1 HR: 1 SF: 0 SAC: 1 DP: 1 HBP: 0				WP: 2 PB: 0 SB: 1 CS: 0 PA: 34		

PITCHER		IP	WLS	BF	H	R	ER	SO	BB	IBB	HBP	BLK	WP	HR	S	P	ERA	WHIP
55 Tim Lincecum, R ERA: 4.64	(1, 1)	2.2	L	18	6	6	4	2	4	0	0	0	2	1	39	70	13.50	3.750
52 Yusmeiro Petit, R ERA: 3.59	(3, 1)	4.1		13	0	0	0	5	0	0	0	0	0	0	40	56	0.00	0.000
46 Santiago Casilla, R ERA: 1.52	(8, 1)	1.0		3	0	0	0	1	0	0	0	0	0	0	8	9	0.00	0.000

PITCHER	IP	WLS	BF	H	R	ER	SO	BB	IBB	HBP	BLK	WP	HR	S	P	ERA	WHIP

BOTTOM

San Francisco Giants @ Washington Nationals
Nationals Park, Washington, DC
Sat Aug 23 2014, 5:18 PM - 7:55 PM EDT
Att. 34,137 - Rain - 73 F

livebaseballscorecards.com

AB	29
R	6
H	6
RBI	4
BB	4
SO	8
LOB	5

Batter	1	2	3	4	5	6	7	8	9	AB	R	H	RBI	BB	SO	LOB
7 Grégor Blanco, L (1, 8) OBP: 0.326, SLG: 0.333	F FF 93 B FF 94 B CH 88 B SI 93 C FF 95 F SI 94 X FF 95 3-2 HR	T FF 94 B FF 94 C CU 81 B CU 82 B CH 89 C FF 96 3-3 ③ K		C FF 94 B CH 86 B FF 94 B FF 95 X SI 94 3-1 ① G4-3		C SI 92 X FC 88 0-1 8 SF9 3B		C CH 80 B FF 92 X CH 80 1-1 ② G1-3		5	2	2	1	0	1	1
8 Hunter Pence, R (1, 9) OBP: 0.334, SLG: 0.470	C FF 95 C CU 81 S CU 81 0-3 ① K2-3		B FF 93 X CU 79 1-0 48 F7 28 1B 38 2B 1B	B FF 94 F FF 95 F FF 96 B CU 82 X FF 96 2-2 ② G6-3		B SI 91 B SI 91 B SI 90 F FF 90 X SI 92 3-1 ① SF9 3-H		S CH 79 X CH 79 0-1 ③ F7		4	1	1	1	0	1	1
28 Buster Posey, R (1, 2) OBP: 0.346, SLG: 0.446	C FF 95 B FF 95 S CH 88 F FF 95 X FF 95 1-2 ② F9		1 SAFE C CU 80 D CU 80 B FF 94 B CH 87 X FF 95 3-1 38 2B 45 SF7 1-2 1B	X FF 96 0-0 48 WP 1B		C FC 87 S SI 92 B FC 87 F SI 92 F SI 92 B FC 83 X FC 86 2-2 ② F8			B FF 90 X FF 90 1-0 ① F9	5	1	2	0	0	0	0
48 Pablo Sandoval, S (1, 5) OBP: 0.329, SLG: 0.434	X SI 94 0-0 38 BB 1B		X FF 94 0-0 ① F7 2-3	B SI 94 F FF 95 F FF 95 B CH 90 B FF 96 S FF 97 3-3 ③ K 1-2		S SI 91 B SI 93 B SI 91 X FC 86 2-1 ③ F7			B FF 90 C FF 90 F FF 92 T CH 87 1-2 ② K	5	0	1	0	0	2	3
38 Michael Morse, R (1, 7) OBP: 0.338, SLG: 0.478	F FF 94 B SI 94 D FF 94 B CU 81 F FF 94 B CU 80 4-2 1-2 BB		1 SAFE B FF 93 F FF 94 F FF 96 X CU 82 1-2 35 1B 1-3 3-H 2B		B SI 91 B FC 87 B SI 91 C SI 90 T SI 92 C SI 91 3-3 ① K		C SI 94 X SI 93 1-1 ① F7		B FC 90 B SL 84 S FF 90 F FF 92 S SL 87 2-3 ③ K	4	1	1	1	1	2	0
12 Joe Panik, L (1, 4) OBP: 0.353, SLG: 0.369	C FF 94 X CH 87 0-1 ③ G4-3		B CH 87 D CH 88 B SI 95 C FF 95 F FF 95 B CU 81 4-2 35 1B BB		C SI 91 B FC 88 F SI 91 X SI 92 1-2 35 1B 1B		B FF 94 F SI 93 C CH 88 X SL 83 1-2 ② L9			3	0	1	0	1	0	2
45 Travis Ishikawa, L (1, 3) OBP: 0.294, SLG: 0.460 49 Javier López, L (7, 1) 57 Juan Gutierrez, R (7, 1)		F FF 93 B FF 93 F FF 94 X FF 94 1-2 HR	S CH 89 X FF 94 0-1 ② SF7 3-H	X FC 86 0-0 ② P6		B SI 94 F CH 86 X CH 87 1-1 ③ F8				3 0 0	1 0 0	1 0 0	2 0 0	0 0 0	0 0 0	1 0 0
35 Brandon Crawford, L (1, 6) OBP: 0.316, SLG: 0.373		X SI 94 0-0 ① F7	X CU 79 0-0 1-2 2-H 1B	X SI 90 0-0 1-3 1B				X FF 92 0-0 37 L1-3 1B		4	0	3	1	0	0	0
32 Ryan Vogelsong, R (1, 1) OBP: 0.160, SLG: 0.149 41 Jeremy Affeldt, L (6, 1) 63 Jean Machi, R (6, 1) 37 Adam Duvall, R (7, 3) OBP: 0.231, SLG: 0.311		B FF 95 C FF 94 F FF 94 C FF 95 1-3 ② K	X FF 93 0-0 ③ G1-3	B SI 91 1 SAFE X SI 91 1-0 ③ G6-3				X FF 90 0-0 ① L1-3 1-2		3 0 0 1	0 0 0 0	0 0 0 0	0 0 0 0	1 0 0 0	4 0 0 1	
Inning Stats	R: 1 E: 0 K: 1 S: 16 H: 2 LOB: 2 BB: 1 P: 24	R: 1 E: 0 K: 2 S: 10 H: 1 LOB: 0 BB: 0 P: 15	R: 3 E: 0 K: 0 S: 14 H: 4 LOB: 2 BB: 1 P: 23	R: 0 E: 0 K: 1 S: 9 H: 1 LOB: 1 BB: 0 P: 17	R: 0 E: 0 K: 1 S: 9 H: 2 LOB: 2 BB: 0 P: 14	R: 1 E: 0 K: 0 S: 11 H: 1 LOB: 0 BB: 0 P: 18	R: 0 E: 0 K: 0 S: 7 H: 0 LOB: 0 BB: 0 P: 10	R: 0 E: 0 K: 0 S: 6 H: 1 LOB: 1 BB: 0 P: 7	R: 0 E: 0 K: 2 S: 7 H: 0 LOB: 0 BB: 0 P: 11	1B: 8 2B: 1 3B: 1 HR: 2 SF: 2 SAC: 0 DP: 0 HBP: 0						

PITCHER		IP	WLS	BF	H	R	ER	SO	BB	IBB	HBP	BLK	WP	HR	S	P	ERA	WHIP
37 Stephen Strasburg, R ERA: 3.59	(1, 1)	4.0		22	8	5	5	4	2	0	0	0	1	2	49	79	11.25	2.500
35 Craig Stammen, R ERA: 3.56	(5, 1)	2.0	W	9	3	1	1	1	0	0	0	0	0	0	20	32	4.50	1.500
22 Drew Storen, R ERA: 1.5	(7, 1)	1.0	H	3	0	0	0	0	0	0	0	0	0	0	7	10	0.00	0.000
36 Tyler Clippard, R ERA: 1.92	(8, 1)	1.0	H	4	1	0	0	0	0	0	0	0	0	0	6	7	0.00	1.000
29 Rafael Soriano, R ERA: 2.44	(9, 1)	1.0		3	0	0	0	2	0	0	0	0	0	0	7	11	0.00	0.000

PITCHER	IP	WLS	BF	H	R	ER	SO	BB	IBB	HBP	BLK	WP	HR	S	P	ERA	WHIP

TOP

San Francisco Giants @ Washington Nationals

Nationals Park, Washington, DC

Sun Aug 24 2014, 1:41 PM - 5:26 PM EDT

Att. 35,476 - Cloudy - 77 F

livebaseballscorecards.com

AB	37
R	6
H	12
RBI	6
BB	2
SO	7
LOB	13

WP: 1	PA: 41	1B: 8	SF: 2	R: 0	H: 0	R: 0	H: 1	R: 0	H: 2	R: 1	H: 1	R: 0	H: 0	R: 0	H: 4	R: 1	H: 2	R: 7	H: 5
PB: 0		2B: 1	SAC: 0	E: 0	LOB: 0	E: 0	LOB: 0	E: 0	LOB: 1	E: 0	LOB: 0	E: 0	LOB: 0	E: 0	LOB: 1	E: 0	LOB: 0	E: 0	LOB: 2
SB: 0		3B: 1	DP: 0	K: 0	BB: 0	K: 0	BB: 0	K: 0	BB: 0	K: 0	BB: 0	K: 0	BB: 0	K: 0	BB: 1	K: 0	BB: 0	K: 1	BB: 1
CS: 0		HR: 2	HBP: 0	S: 11	P: 18	S: 7	P: 10	S: 6	P: 7	S: 7	P: 11								

BOTTOM

Batter	1	2	3	4	5	6	7	8	9	AB	R	H	RBI	BB	SO	LOB
2 Denard Span, L (1, 8) OBP: 0.353, SLG: 0.403	C FF 90 B CH 84 X FF 90 1-1 ① G3-1		B CH 83 X FF 91 1-0 ② F8		C CU 74 B FF 90 B CU 76 F FF 92 F SL 89 B FF 91 F FF 91 X FF 90 3-2 ① L3	B CU 74 C CU 74 B SI 91 F SI 92 X SI 93 2-2 6 BB 2-3 1B	C SI 86 B SL 80 F SL 80 F SI 86 D SI 88 X SI 86 2-2 1-3 2-H 1B	S C CU 77 B F B S CU 81 2-3 ③ K		6	0	2	1	0	1	0
6 Anthony Rendon, R (1, 5) OBP: 0.337, SLG: 0.457	B FF 90 B FF 90 B FF 92 C FF 91 F FF 90 F FF 92 B SL 89 4-2 25 BB BB		C FF 92 C SL 88 B CH 85 X SL 89 1-2 ③ F9		C CU 76 B CH 84 F SL 89 B FF 90 B FF 91 X SL 88 3-2 ② L7	1 SAFE D CH 87 B CU 82 B CH 83 C SI 93 B FF 94 4-1 ② 28 1B 25 1B 1-2 BB	C FF 92 X FF 93 0-1 ③ F9			3	1	0	0	2	0	2
28 Jayson Werth, R (1, 9) OBP: 0.379, SLG: 0.445	C FF 90 B SL 90 S SL 88 F FF 90 S FF 90 1-3 ② K			C CU 77 B CU 78 X FF 90 1-1 25 2B 2B	B CH 85 T SL 88 X SL 88 1-1 ③ G4-3	C SI 92 B CH 87 F CU 82 B FF 93 X CH 87 2-2 25 1B 1-2 3-H 1B		B CU 80 B FF 94 F FF 93 S FF 92 B SI 92 F FF 94 F CU 82 F FF 94 F FF 94 4-2 F CU 83 B FF 94 25 S 20 1B BB		4	2	2	1	1	1	1
25 Adam LaRoche, L (1, 3) OBP: 0.376, SLG: 0.460	B CU 77 B FF 90 B SL 89 C SL 90 1 SAFE F SL 89 F SL 89 B FF 92 4-2 1-2 BB			C CU 76 X FF 88 0-1 34 G1-3 3 2-H 2B 2B		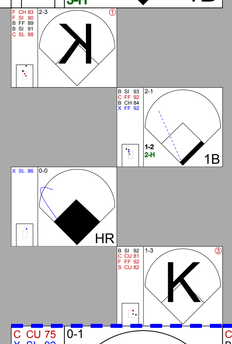		D SI 92 1 SAFE B SI 93 D SI 94 C SI 92 X CH 93 3-1 ① L8 1-2		4	1	2	2	1	1	1
20 Ian Desmond, R (1, 6) OBP: 0.306, SLG: 0.423	C SL 89 X CU 78 0-1 ③ L7			C FF 88 F SL 88 B FF 89 B FF 89 S CH 80 2-3 ① K				B CU 82 B CU 83 B FF 91 X FF 92 3-0 34 HR 2-H 1B		5	2	2	2	0	2	5
34 Bryce Harper, L (1, 7) OBP: 0.343, SLG: 0.398			S FF 90 B SL 89 C FF 90 X CH 82 1-2 ① G4-3	B CH 82 X SL 87 1-0 ② G1-3 2-3		C CU 75 X SI 92 0-1 3 1B 59 WP 2B	C SL 79 B SL 79 B SI 85 C SI 86 F CU 72 X SI 87 2-2 ① G3-1	X FF 93 0-0 1-H HR		5	2	2	2	0	0	1
3 Asdrúbal Cabrera, S (1, 4) OBP: 0.315, SLG: 0.396 36 Tyler Clippard, R (8, 1) 19 Kevin Frandsen, R (8, PH) OBP: 0.302, SLG: 0.313 29 Rafael Soriano, R (9, 1)			C CH 84 B FF 91 B CU 80 S SL 89 B CH 84 F SL 89 B SL 86 4-2 59 G1-6-3 BB	B SL 87 X CH 84 1-0 3-H 2B		X SI 91 0-0 59 WP 59 1B 2-3 1B	B CH 78 X SI 86 1-0 ② G6-3	C CU 82 C CU 80 F FF 91 X CU 78 0-2 ② F8		3 0 1 0	1 0 0 0	2 0 0 0	1 0 0 0	1 0 0 0	0 0 0 0	0 0 0 0
59 Jose Lobaton, S (1, 2) OBP: 0.286, SLG: 0.300	1 SAFE B SL 89 C SL 88 F FF 88 F FF 91 X FF 90 1-2 ② ③ G1-6-3 1-2f			F CU 77 S SL 88 B SL 88 B SL 87 B SL 87 B SL 88 4-2 BB		C SI 93 F SI 93 B CH 89 X CH 88 1-2 7 2B 1-H 1B 3-H	C SI 85 B CH 79 F CH 78 B SI 87 X SI 85 2-2 8 1B 2 1B 1B	X CH 90 0-0 8 HR 2B		4	3	3	1	1	0	1
37 Stephen Strasburg, R (1, 1) OBP: 0.175, SLG: 0.098 17 Nate Schierholtz, L (4, PH) OBP: 0.240, SLG: 0.299 35 Craig Stammen, R (5, 1) OBP: 0.286, SLG: 0.429 7 Scott Hairston, R (6, PH) OBP: 0.261, SLG: 0.339 22 Drew Storen, S (7, 1) 8 Danny Espinosa, S (7, PH) OBP: 0.280, SLG: 0.361 (8, 4)			B FF 91 C FF 90 X CU 74 1-1 ① G6-3	B SL 88 B FF 90 X SL 88 2-0 ③ P6		B SI 92 X SI 92 1-0 2 1B 28 1B 1-H 2B	F SI 86 X SI 85 0-1 2 1B 1-2 1B	D CU 81 B X 2-0 2-H HR		1 1 0 1 0 2	0 0 0 1 0 1	0 0 0 1 0 2	0 0 0 1 0 0	0 0 0 0 0 0	0 0 0 0 0 0	0 0 0 0 0 0
Inning Stats	R: 0 E: 0 K: 1 S: 14 H: 0 LOB: 2 BB: 2 P: 24	R: 0 E: 0 K: 0 S: 10 H: 0 LOB: 0 BB: 1 P: 16	R: 0 E: 0 K: 0 S: 6 H: 0 LOB: 0 BB: 0 P: 9	R: 2 E: 0 K: 1 S: 12 H: 3 LOB: 2 BB: 1 P: 23	R: 0 E: 0 K: 0 S: 10 H: 0 LOB: 0 BB: 0 P: 17	R: 6 E: 0 K: 2 S: 23 H: 8 LOB: 2 BB: 1 P: 38	R: 1 E: 0 K: 0 S: 16 H: 3 LOB: 2 BB: 0 P: 23	R: 5 E: 0 K: 1 S: 21 H: 4 LOB: 0 BB: 1 P: 35		1B: 9 2B: 6 3B: 0 HR: 3 SF: 0 SAC: 0 DP: 1 HBP: 0	WP: 1 PB: 0 SB: 1 CS: 0 PA: 46				

PITCHER		IP	WLS	BF	H	R	ER	SO	BB	IBB	HBP	BLK	WP	HR	S	P	ERA	WHIP
32 Ryan Vogelsong, R ERA: 3.78	(1, 1)	5.1		23	4	3	3	3	4	0	0	0	0	1	56	95	5.06	1.500
41 Jeremy Affeldt, L ERA: 2.64	(6, 1)	0.0	L	5	5	3	3	0	0	0	0	0	1	0	10	14	∞	∞
63 Jean Machi, R ERA: 1.6	(6, 1)	0.2		4	2	2	2	1	1	0	0	0	0	0	9	18	27.00	4.500
49 Javier López, L ERA: 2.23	(7, 1)	0.2		5	3	1	1	0	0	0	0	0	0	0	14	21	13.50	4.500
57 Juan Gutierrez, R ERA: 3.95	(7, 1)	1.1		9	4	5	5	1	1	0	0	0	0	2	23	37	33.75	3.750

PITCHER	IP	WLS	BF	H	R	ER	SO	BB	IBB	HBP	BLK	WP	HR	S	P	ERA	WHIP

San Francisco Giants @ Washington Nationals

Nationals Park, Washington, DC

Sun Aug 24 2014, 1:41 PM - 5:26 PM EDT

Att. 35,476 - Cloudy - 77 F

livebaseballscorecards.com

AB	40
R	14
H	18
RBI	13
BB	6
SO	5
LOB	13

Batter	1	2	3	4	5	6	7	8	9	AB	R	H	RBI	BB	SO	LOB
2 Denard Span, L (1, 8) OBP: 0.351, SLG: 0.400	C FF 93 X SI 93 0-1 F7		C KC 83 S KC 83 F KC 84 F KC 84 F SI 94 F KC 85 F SI 94 S KC 85 0-3 K			X FF 92 0-0 F8		C SI 95 B SL 83 X SL 84 1-1 P3		4	0	0	0	0	1	2
6 Anthony Rendon, R (1, 5) OBP: 0.336, SLG: 0.461	B FF 94 X SI 94 1-0 G6-3			C FF 92 F SI 93 B KC 84 X KC 84 1-2 G6-3		X SI 91 0-0 HR		C SI 96 X SI 96 0-1 L9		4	1	1	1	0	0	1
28 Jayson Werth, R (1, 9) OBP: 0.380, SLG: 0.443	B SI 94 C FF 92 C SI 94 F FF 94 S KC 84 1-3 K			B FF 93 B KC 82 B KC 82 C SI 92 B SI 93 4-1 BB		C SI 91 F FF 92 F KC 81 S KC 82 0-3 K		C SI 98 B SL 85 D SL 86 B SI 98 C SI 98 B SI 99 4-2 BB		2	0	0	0	2	2	0
25 Adam LaRoche, L (1, 3) OBP: 0.373, SLG: 0.455		C SI 93 B SI 93 B KC 83 B CH 88 X SI 95 3-1 G4-3		C CH 86 1 SAFE 1 SAFE C KC 82 1 SAFE S KC 84 0-3 K		C KC 82 S KC 82 B KC 82 C SI 91 1-3 K		C SI 98 S SL 86 B SL 86 B SI 99 X SL 86 2-2 G3		4	0	0	0	0	2	3
20 Ian Desmond, R (1, 6) OBP: 0.306, SLG: 0.423		B KC 83 B SI 93 B SI 94 C FF 93 C FF 94 C SI 94 3-3 K		S FF 93 D KC 84 B SI 93 B SI 94 X SI 93 3-1 F9			F KC 81 X KC 81 0-1 2B		C SL 78 F FF 90 F FF 91 S FF 92 0-3 K	4	0	1	0	0	2	1
34 Bryce Harper, L (1, 7) OBP: 0.338, SLG: 0.391		F KC 83 C KC 82 B KC 84 B KC 84 C SI 94 2-3 K			S KC 82 B KC 81 B SI 92 B CH 87 C KC 82 F SI 94 T KC 83 3-2 K		X SI 92 0-0 F7		B SL 79 C FF 91 F SL 80 F FF 92 B FF 92 S FF 92 2-3 K	4	0	0	0	0	3	1
40 Wilson Ramos, R (1, 2) OBP: 0.328, SLG: 0.419			F KC 82 C SI 93 B KC 84 T KC 83 1-2 K		B KC 82 B SI 94 F SI 92 F FF 93 F KC 83 T FF 93 2-2 K		X SI 92 0-0 F9		B FF 92 S FF 91 X FF 92 1-1 HR	4	1	1	1	0	2	1
8 Danny Espinosa, S (1, 4) OBP: 0.280, SLG: 0.359 3 Asdrúbal Cabrera, S (9, PH) OBP: 0.317, SLG: 0.397			B SI 94 B SI 89 S FF 93 M KC 82 S FF 94 2-3 K		B SI 92 C SI 92 B KC 81 B KC 80 H FF 92 4-1 HBP		X KC 80 0-0 F8		S FF 91 X FS 85 0-1 17 FC6 1B	2 1	0 0	0 1	0 0	0 0	1 0	1 0
57 Tanner Roark, R (1, 1) OBP: 0.118, SLG: 0.118 13 Jerry Blevins, L (7, 1) 19 Kevin Frandsen, R (8, PH) OBP: 0.305, SLG: 0.322 48 Ross Detwiler, R (8, 1) 17 Nate Schierholtz, L (9, PH) OBP: 0.239, SLG: 0.298			B SI 93 C FF 92 B SI 92 X FF 92 2-1 1B		B KC 80 C SI 92 F SI 92 D KC 83 D KC 83 F FF 93 S SI 93 3-3 K			X SI 96 0-0 2B	B FF 91 X FF 90 1-0 FC6 1-2f	2 0 1 0 0	0 0 0 0 0	1 0 1 0 0	0 0 0 0 0	1 0 0 0 0	1 0 0 0 1	1 0 0 0 1
Inning Stats	R: 0 E: 0 K: 1 S: 7 H: 0 LOB: 0 BB: 0 P: 9	R: 0 E: 0 K: 2 S: 8 H: 0 LOB: 0 BB: 0 P: 16	R: 0 E: 0 K: 3 S: 16 H: 1 LOB: 1 BB: 0 P: 21	R: 0 E: 0 K: 1 S: 9 H: 0 LOB: 1 BB: 1 P: 17	R: 0 E: 0 K: 3 S: 13 H: 0 LOB: 1 BB: 0 P: 25	R: 1 E: 0 K: 2 S: 9 H: 1 LOB: 0 BB: 0 P: 10	R: 0 E: 0 K: 0 S: 5 H: 1 LOB: 1 BB: 0 P: 5	R: 0 E: 0 K: 0 S: 10 H: 1 LOB: 2 BB: 1 P: 17	R: 1 E: 0 K: 2 S: 13 H: 2 LOB: 1 BB: 0 P: 17	1B: 2 2B: 2 3B: 0 HR: 2 SF: 0 SAC: 0 DP: 0 HBP: 1						WP: 0 PB: 0 SB: 0 CS: 0 PA: 36	

TOP

Washington Nationals @ Philadelphia Phillies
Citizens Bank Park, Philadelphia, PA
Mon Aug 25 2014, 7:09 PM - 9:54 PM EDT
Att. 23,089 - Partly Cloudy - 84 F

livebaseballscorecards.com

AB	33
R	2
H	6
RBI	2
BB	2
SO	14
LOB	12

PITCHER		IP	WLS	BF	H	R	ER	SO	BB	IBB	HBP	BLK	WP	HR	S	P	ERA	WHIP
34 A.J. Burnett, R ERA: 4.3	(1, 1)	7.0	W	26	3	1	1	12	1	0	1	0	0	1	67	103	1.29	0.571
63 Jake Diekman, L ERA: 3.84	(8, 1)	1.0	H	5	1	0	0	0	1	0	0	0	0	0	10	17	0.00	2.000
58 Jonathan Papelbon, R ERA: 1.63	(9, 1)	1.0	S	5	2	1	1	2	0	0	0	0	0	1	13	17	9.00	2.000

PITCHER	IP	WLS	BF	H	R	ER	SO	BB	IBB	HBP	BLK	WP	HR	S	P	ERA	WHIP

Batter	1	2	3	4	5	6	7	8	9	AB	R	H	RBI	BB	SO	LOB
2 Ben Revere, L (1, 8) OBP: 0.330, SLG: 0.364	C SI 87 B SI 88 B SI 89 F SI 88 F SI 90 X SI 91 2-2 ① G4-3		B SI 89 B SI 89 B SI 90 C SI 89 X SI 90 3-1 ② L4		F SI 90 B SI 92 B SI 92 X SI 91 2-1 ② G1-3		C SI 90 X SL 86 0-1 ③ G5-3			4	0	0	0	0	0	1
11 Jimmy Rollins, S (1, 6) OBP: 0.320, SLG: 0.386	F SI 89 F CH 80 B SI 90 X SI 91 1-2 26 F9 26 S 1B		C CH 80 B SI 91 B SI 91 F CH 80 X CH 81 2-2 ③ P6		C CU 72 C SI 92 F CU 75 B SI 93 B CH 82 B SI 92 S SI 92 3-3 ③ K			C FF 93 B SI 92 X FF 94 1-1 26 G1-6-3 1B		4	0	2	0	0	1	0
26 Chase Utley, L (1, 4) OBP: 0.346, SLG: 0.424	1 SAFE C SI 90 B SI 89 1 SAFE B SI 90 1 SAFE D CH 81 X SI 92 3-1 ② F9 1-3			C CH 79 B CH 80 F SI 90 B SI 91 X SI 90 2-2 ① P5		C CU 72 B SI 91 F SI 90 B CU 75 F SI 92 X CH 82 2-2 ① G6-3		B FF 93 X SI 93 1-0 ①② G1-6-3 1-2f		4	0	0	0	0	0	2
6 Ryan Howard, L (1, 3) OBP: 0.309, SLG: 0.379	B SI 91 B SI 91 S CH 81 B SI 92 S CH 81 F CH 81 F SI 92 F SI 91 F SI 92 4-2 BB			B CU 72 S CU 72 B SI 91 X CH 80 2-1 3 1B 9 1B 2B		B SI 92 B CU 74 C SI 93 B SI 92 F SI 91 X SI 92 3-2 ② L5		C FF 94 B SL 80 S SI 93 S SL 81 1-3 ③ K		3	1	1	0	1	1	0
3 Marlon Byrd, R (1, 9) OBP: 0.317, SLG: 0.465	B SL 85 S SL 85 B SI 91 F SL 84 F SI 93 S CU 75 2-3 ③ K			S SL 84 B SI 90 X SI 90 1-1 51 G5-3 9 1B 2-3 1B		B SI 90 S SL 84 X SI 92 1-1 ③ L7				3	0	1	0	0	1	2
9 Domonic Brown, L (1, 7) OBP: 0.281, SLG: 0.336		B SI 88 X CH 78 1-0 ① P6		X CH 81 0-0 1-2 3-H 1B			C SI 91 S CU 74 B CU 74 F CU 74 F SI 91 X CU 73 1-2 ① 1B			3	0	2	1	0	0	0
51 Carlos Ruiz, R (1, 2) OBP: 0.363, SLG: 0.377		C SI 89 B CU 73 X SI 91 1-1 ② G6-3		B SL 82 X SI 92 1-0 ②③ G5-3 2-3f			B SI 90 B CH 84 B SL 88 C SI 90 F CH 84 X SI 91 3-2 HR			3	1	1	1	0	0	2
25 Cody Asche, L (1, 5) OBP: 0.303, SLG: 0.384		C SI 90 B CU 74 S CH 80 X SI 91 1-2 ③ L4			B CU 72 B SI 89 X CH 79 2-0 HR		F SI 92 B SI 92 C CU 74 B CU 74 C CU 73 2-3 ② K			3	1	1	1	0	1	0
34 A.J. Burnett, R (1, 1) OBP: 0.167, SLG: 0.173 18 Darin Ruf, R (7, PH) OBP: 0.350, SLG: 0.408 63 Jake Diekman, R (8, 1) 58 Jonathan Papelbon, R (9, 1)			B SI 87 C SI 88 F SI 87 B SI 90 B SI 89 X SI 90 3-2 ① G6-3		F SI 89 X SI 90 0-1 ① G5-3		B SL 86 T CH 84 H SL 87 2-1 HBP			2 0 0 0	0 0 0 0	0 0 0 0	0 0 0 0	0 0 0 0	0 0 0 0	0 0 0 0
Inning Stats	R: 0 E: 0 K: 1 S: 20 H: 1 LOB: 2 BB: 1 P: 32	R: 0 E: 0 K: 0 S: 6 H: 0 LOB: 0 BB: 0 P: 9	R: 0 E: 0 K: 0 S: 8 H: 0 LOB: 0 BB: 0 P: 16	R: 1 E: 0 K: 0 S: 9 H: 3 LOB: 1 BB: 0 P: 15	R: 1 E: 0 K: 1 S: 9 H: 1 LOB: 0 BB: 0 P: 16	R: 0 E: 0 K: 0 S: 9 H: 0 LOB: 0 BB: 0 P: 15	R: 1 E: 0 K: 1 S: 14 H: 2 LOB: 1 BB: 0 P: 22	R: 0 E: 0 K: 1 S: 6 H: 1 LOB: 0 BB: 0 P: 9		1B: 5 2B: 1 3B: 0 HR: 2 SF: 0 SAC: 0 DP: 2 HBP: 1						

PITCHER		IP	WLS	BF	H	R	ER	SO	BB	IBB	HBP	BLK	WP	HR	S	P	ERA	WHIP
57 Tanner Roark, R ERA: 2.81	(1, 1)	6.0	L	23	5	2	2	2	1	0	0	0	0	1	61	103	3.00	1.000
13 Jerry Blevins, L ERA: 5.13	(7, 1)	1.0		5	2	1	1	1	0	0	1	0	0	1	14	22	9.00	2.000
48 Ross Detwiler, L ERA: 3.67	(8, 1)	1.0		3	1	0	0	1	0	0	0	0	0	0	6	9	0.00	1.000

PITCHER	IP	WLS	BF	H	R	ER	SO	BB	IBB	HBP	BLK	WP	HR	S	P	ERA	WHIP

BOTTOM

Washington Nationals @ Philadelphia Phillies
Citizens Bank Park, Philadelphia, PA
Mon Aug 25 2014, 7:09 PM - 9:54 PM EDT
Att. 23,089 - Partly Cloudy - 84 F

livebaseballscorecards.com

AB	29
R	3
H	8
RBI	3
BB	1
SO	4
LOB	7

PA: 31
WP: 0
PB: 0
SB: 1
CS: 0

Batter	1	2	3	4	5	6	7	8	9	AB	R	H	RBI	BB	SO	LOB
2 Denard Span, L (1, 8) OBP: 0.348, SLG: 0.397	C FF 92 F FF 90 C FC 91 0-3 ① K		X FC 88 0-0 ② L8			X FF 93 0-0 ② G6-3	B CH 86 C FC 91 F CH 86 X FF 96 1-2 ③ G3			4	0	0	0	0	1	4
3 Asdrúbal Cabrera, S (1, 4) OBP: 0.316, SLG: 0.402	X FF 95 0-0 ② G6-3		B CH 86 F CH 85 X FF 94 1-1 ③ G3			B FF 93 B FF 94 C FF 93 S CH 85 X FF 93 2-2 ③ F9		B CU 77 F FF 93 X FF 93 1-1 HR		4	1	1	1	0	0	1
6 Anthony Rendon, R (1, 5) OBP: 0.336, SLG: 0.459	B FF 93 C FF 95 C CU 80 B CH 84 X CU 81 2-2 ③ G5-3			C CH 84 B FC 89 C FC 89 F FC 90 T CH 86 1-2 ① K			S CH 82 S CH 85 B CU 79 B FC 88 X FF 94 2-2 7 BB 28 G2-3 40 1B 1B	B FF 97 C SL 87 B FF 98 B SL 87 F FF 97 T FF 99 3-2 ① K		4	1	1	0	0	2	0
28 Jayson Werth, R (1, 9) OBP: 0.379, SLG: 0.441		X FF 93 0-0 ① P4		B FF 94 B FF 94 C FC 91 C CU 81 X CU 81 2-2 20 FC6-4 1B			X CH 84 0-0 ① G2-3 1-2	B FF 99 C FF 99 C FF 99 S SL 89 1-3 ② K		4	0	1	0	0	1	1
20 Ian Desmond, R (1, 6) OBP: 0.305, SLG: 0.422		B FF 92 C CH 85 B CU 80 X CH 83 2-1 ② G5-3		C FF 93 B FF 94 X FC 90 1-1 ② FC6-4 7 CS 1-2f			X CU 78 0-0 40 1B 7 BB 19 1B 1B	F FF 98 S FF 99 S SL 87 0-3 ③ K		4	1	1	0	0	1	1
7 Scott Hairston, R (1, 7) OBP: 0.278, SLG: 0.344 34 Bryce Harper, L (8, 7) OBP: 0.337, SLG: 0.390		B FF 92 X FF 92 1-0 1B		1 SAFE 0-0 ③ CS 1-2	C FF 93 F FF 93 S FF 94 0-3 ① K		C FF 93 B CH 86 B CH 84 B CH 84 B FF 94 4-1 19 1B 40 1B 1-2 2-3 BB		C FF 89 B SI 88 S FF 90 C FF 89 1-3 ① K	2 1	0 0	1 0	0 0	1 0	1 0	0 0
40 Wilson Ramos, R (1, 2) OBP: 0.327, SLG: 0.417		C FF 93 C FF 92 B FF 94 F FC 91 X CH 84 1-2 ③ G6-3			X CH 86 0-0 ② G4-3		X FC 91 0-0 19 1B 1-2 2-3 3-H 1B		F FF 91 B FS 87 X SL 78 1-1 ② F7	4	0	1	1	0	0	1
19 Kevin Frandsen, R (1, 3) OBP: 0.311, SLG: 0.328 25 Adam LaRoche, L (9, PH) OBP: 0.372, SLG: 0.454			X FF 91 0-0 47 WP 1B		B FF 94 B CH 86 X FF 93 2-0 ③ F9		C FF 94 B FF 93 D CH 86 X FF 93 2-1 1-2 2-3 3-H 1B		S FS 86 X FF 90 0-1 ③ F7	3 1	0 0	2 0	1 0	0 0	0 0	0 0
47 Gio González, R (1, 1) OBP: 0.088, SLG: 0.176 8 Danny Espinosa, S (7, PH) OBP: 0.279, SLG: 0.357 22 Drew Storen, S (7, 1) 36 Tyler Clippard, R (8, 1)			L FF 91 M CH 84 B CU 80 S CH 86 1-3 ① K 1-2			C FF 92 S CH 84 S FF 94 0-3 ① K	X FF 95 0-0 ② L6			2 1 0 0	0 0 0 0	0 0 0 0	0 0 0 0	0 0 0 0	2 0 0 0	1 3 0 0

Inning Stats	1	2	3	4	5	6	7	8	9
	R: 0 E: 0 K: 1 S: 7	R: 0 E: 0 K: 0 S: 8	R: 0 E: 0 K: 1 S: 7	R: 0 E: 0 K: 1 S: 9	R: 0 E: 0 K: 1 S: 5	R: 0 E: 0 K: 1 S: 7	R: 2 E: 0 K: 0 S: 13	R: 1 E: 0 K: 3 S: 11	R: 0 E: 0 K: 1 S: 7
	H: 0 LOB: 0 BB: 0 P: 9	H: 1 LOB: 1 BB: 0 P: 12	H: 1 LOB: 1 BB: 0 P: 9	H: 1 LOB: 0 BB: 0 P: 13	H: 0 LOB: 0 BB: 0 P: 7	H: 0 LOB: 0 BB: 0 P: 9	H: 4 LOB: 3 BB: 1 P: 22	H: 1 LOB: 0 BB: 0 P: 16	H: 0 LOB: 0 BB: 0 P: 9

1B: 7 SF: 0 WP: 1 PA: 36
2B: 0 SAC: 0 PB: 0
3B: 0 DP: 0 SB: 0
HR: 1 HBP: 0 CS: 1

PITCHER		IP	WLS	BF	H	R	ER	SO	BB	IBB	HBP	BLK	WP	HR	S	P	ERA	WHIP
35 Cole Hamels, L ERA: 2.59	(1, 1)	7.0		29	8	3	3	5	1	0	0	0	1	1	58	84	3.86	1.286
53 Ken Giles, R ERA: 1.38	(8, 1)	1.0	W	3	0	0	0	3	0	0	0	0	0	0	9	13	0.00	0.000
58 Jonathan Papelbon, R ERA: 1.6	(9, 1)	1.0	S	3	0	0	0	1	0	0	0	0	0	0	7	9	0.00	0.000

PITCHER	IP	WLS	BF	H	R	ER	SO	BB	IBB	HBP	BLK	WP	HR	S	P	ERA	WHIP

TOP

Washington Nationals @ Philadelphia Phillies

Citizens Bank Park, Philadelphia, PA

Tue Aug 26 2014, 7:08 PM - 9:32 PM EDT
Att. 25,238 - Partly Cloudy - 84 F

livebaseballscorecards.com

AB	34
R	3
H	8
RBI	3
BB	1
SO	9
LOB	12

BOTTOM

Washington Nationals @ Philadelphia Phillies
Citizens Bank Park, Philadelphia, PA
Tue Aug 26 2014, 7:08 PM - 9:32 PM EDT
Att. 25,238 - Partly Cloudy - 84 F

livebaseballscorecards.com

Batter	1	2	3	4	5	6	7	8	9	AB	R	H	RBI	BB	SO	LOB
2 Ben Revere, L (1, 8) OBP: 0.329, SLG: 0.363	C FF 90 X SI 89 0-1 G6-3		C FF 91 B FF 93 C SI 92 X CU 80 1-2 ② G4-3		B FF 93 F FF 92 X SI 92 1-1 1B			B CH 81 S CH 80 B FF 93 X FF 92 2-1 E6 11 F9 11 S 51 SF8		4	1	1	0	0	0	0
11 Jimmy Rollins, S (1, 6) OBP: 0.319, SLG: 0.384	B SI 90 F SI 91 B CH 83 B SI 93 B FF 93 4-1 51 G1-3 BB		C CH 83 B CH 82 B CH 82 X FF 93 2-1 ③ F7		C FF 92 F FF 92 F CU 77 1 SAFE F FF 91 X CH 82 0-2 ③ G5-3			1 SAFE C CH 81 B FF 92 X CH 81 1-1 ① F9 1-3		3	0	0	0	1	0	2
51 Carlos Ruiz, R (1, 2) OBP: 0.359, SLG: 0.373	C FF 92 F FF 92 X CU 75 0-2 ② G1-3 1-2			B SI 91 C CH 83 F FF 92 B CU 80 X FF 94 2-2 ① G6-3		C CH 81 B CH 80 B SI 91 F FF 91 B FF 92 F FF 93 X CH 83 3-2 ① L5		C FF 92 X CU 76 0-1 ② SF8 3-H		3	0	0	1	0	0	1
3 Marlon Byrd, R (1, 9) OBP: 0.315, SLG: 0.461	F FF 93 B CU 77 X CH 83 1-1 ③ G6-3			C CU 77 B CH 84 S FF 93 T FF 94 1-2 ② K		S CH 84 S FF 93 S CU 78 0-3 ② K		B CH 81 S CH 80 F FF 91 C FS 83 1-3 ③ K		4	0	0	0	0	3	1
18 Darin Ruf, R (1, 3) OBP: 0.365, SLG: 0.481		F FF 92 B CU 77 F CH 82 F FF 93 B CU 78 X CH 82 2-2 13 FC5-6 24 1B 1B		X FF 94 0-0 ③ G6-3		C FF 92 B CU 77 B CH 84 C CH 83 F FF 94 X FF 93 2-2 HR				3	1	2	1	0	0	0
24 Grady Sizemore, L (1, 7) OBP: 0.306, SLG: 0.369		C FF 93 X FF 92 0-1 13 FC5-6 1-2 1B			C FF 92 F SI 91 X CU 77 0-2 13 HR 3B	B FF 92 F FF 93 B SI 92 F SI 90 C FF 93 2-3 ③ K				3	1	2	0	0	1	0
13 Freddy Galvis, S (1, 4) OBP: 0.137, SLG: 0.149		X FF 93 0-0 ① FC5-6 4 G6-4-3 1-2f 2-3	C FF 94 X FF 93 0-1 3-H HR				B SI 94 F FF 94 B FF 94 X CH 87 2-1 4 G6-4-3 1B			3	1	2	2	0	0	2
4 Andrés Blanco, S (1, 5) OBP: 0.317, SLG: 0.436		B FF 92 B CH 84 X FF 93 2-0 ②③ G6-4-3 1-2f	L SI 92 F SI 93 S CU 78 0-3 ① K				F FF 93 X FF 93 0-1 ①② G6-4-3 1-2f			3	0	0	0	0	1	3
35 Cole Hamels, L (1, 1) OBP: 0.157, SLG: 0.176 53 Ken Giles, R (8, 1) 58 Jonathan Papelbon, R (9, 1)			X FF 92 0-0 ① F7		F FF 93 C FF 93 F FF 92 B CU 77 B FF 92 X FF 93 2-2 ② F8		X FF 94 0-0 ③ G4-3			3 0 0	0 0 0	0 0 0	0 0 0	0 0 0	0 0 0	0 0 0
Inning Stats	R: 0 E: 0 K: 0 S: 8 H: 0 LOB: 1 BB: 1 P: 13	R: 0 E: 0 K: 0 S: 8 H: 2 LOB: 1 BB: 0 P: 12	R: 0 E: 0 K: 0 S: 6 H: 0 LOB: 0 BB: 0 P: 9	R: 0 E: 0 K: 1 S: 7 H: 0 LOB: 0 BB: 0 P: 10	R: 2 E: 0 K: 1 S: 19 H: 3 LOB: 1 BB: 0 P: 22	R: 1 E: 0 K: 2 S: 14 H: 1 LOB: 0 BB: 0 P: 21	R: 0 E: 0 K: 0 S: 5 H: 1 LOB: 0 BB: 0 P: 7	R: 1 E: 1 K: 1 S: 9 H: 0 LOB: 0 BB: 0 P: 13		1B: 4 2B: 0 3B: 1 HR: 2 SF: 1 SAC: 0 DP: 2 HBP: 0					WP: 0 PB: 0 SB: 1 CS: 0 PA: 31	

	AB	29
	R	4
	H	7
	RBI	4
	BB	1
	SO	5
	LOB	9

PITCHER		IP	WLS	BF	H	R	ER	SO	BB	IBB	HBP	BLK	WP	HR	S	P	ERA	WHIP
47 Gio González, L ERA: 3.86	(1, 1)	6.0		24	6	3	3	4	1	0	0	0	0	2	62	87	4.50	1.167
22 Drew Storen, R ERA: 1.47	(7, 1)	1.0		3	1	0	0	0	0	0	0	0	0	0	5	7	0.00	1.000
36 Tyler Clippard, R ERA: 1.88	(8, 1)	1.0	L	4	0	1	0	1	0	0	0	0	0	0	9	13	0.00	0.000

PITCHER		IP	WLS	BF	H	R	ER	SO	BB	IBB	HBP	BLK	WP	HR	S	P	ERA	WHIP

Batter	1	2	3	4	5	6	7	8	9	AB	R	H	RBI	BB	SO	LOB
2 Denard Span, L (1, 8) OBP: 0.351, SLG: 0.407	C SI 91 X SI 91 0-1 6 2B 1B		B FC 89 L CH 80 F FC 89 B SL 79 F SI 91 B SI 92 F FC 89 X SL 78 3-2 28 1B 2B		B SL 77 C CH 82 C FC 89 B SL 78 X SI 92 2-2 HR		C FF 93 F FF 93 C FF 93 0-3 ③ K			4	3	3	1	0	1	0
6 Anthony Rendon, R (1, 5) OBP: 0.335, SLG: 0.459	C SI 91 X SI 92 0-1 25 G4-6-3 20 1B 1-H 2B		D SL 78 B FC 87 C FC 87 F SI 92 F CH 82 X FC 88 2-2 ① F9		C SL 79 C FC 89 B SI 92 F SI 92 B SL 80 X CH 82 2-2 ② G4-3			C SI 97 B SI 97 B SL 86 F SI 98 X SI 98 2-2 ① G1-3		4	1	1	1	0	0	1
28 Jayson Werth, R (1, 9) OBP: 0.380, SLG: 0.440	C SI 91 B SI 91 B SI 92 B CH 82 F CH 81 F SI 92 D SL 80 4-2 25 G4-6-3 BB		C SL 80 X SI 92 0-1 2-H 1B		B FC 87 C FC 88 C SI 91 B SL 81 X SL 81 2-2 ③ G6-3			B SI 98 B SI 98 B SI 98 C SI 97 C SI 98 S SI 98 3-3 ② K		3	0	1	1	1	1	0
25 Adam LaRoche, L (1, 3) OBP: 0.369, SLG: 0.450	B CH 81 C CH 81 C CH 82 F SL 78 B FC 88 B CH 83 X FC 89 3-2 ① ② G4-6-3 1-2f 2-3		S CH 83 S CH 83 B CH 84 C FC 90 1-3 ② K			B SL 78 X CH 82 1-0 ① F8 B SI 92 C FC 86 X SI 91 1-1 40 S 1B		B SL 86 B SI 97 B SI 97 C SI 96 F SI 98 F SI 98 X SI 98 3-2 ③ G4-3		4	0	0	0	0	1	3
20 Ian Desmond, R (1, 6) OBP: 0.309, SLG: 0.425	X SL 78 0-0 34 WP 3-H 1B		F FC 87 F SI 91 B SI 93 F CH 83 D SL 80 S SI 93 2-3 ③ K						C FF 99 C SL 88 B FF 100 X FF 101 1-2 40 1B 34 DI 1B	4	0	3	1	0	1	1
34 Bryce Harper, L (1, 7) OBP: 0.332, SLG: 0.384	B SL 78 X CH 82 1-0 ③ G4-3 1-2		T SL 79 F CH 82 X SL 77 0-2 ① G1-3 X SI 91 0-0 ② G5-3			S CH 83 B CH 84 1 SAFE 1 SAFE B FC 88 S CH 82 C FC 90 2-3 ② K F FC 88 B FC 88 X SI 92 1-1 ③ L8 1-2			C FF 98 B FF 98 B FF 97 S SL 87 F FF 98 F SL 89 X SL 88 2-2 ① F9 1-2 S SL 87 D SL 87 D FF 99 X FF 98 2-1 17 FC6-4 2-3 1B	4 4	0 0	0 1	0 0	0 0	1 1	3 1
40 Wilson Ramos, R (1, 2) OBP: 0.326, SLG: 0.414		C SI 90 B SI 91 F SI 91 B FC 88 B SL 80 X SI 92 3-2 ① G6-3								4	0	1	0	0	0	1
3 Asdrúbal Cabrera, S (1, 4) OBP: 0.314, SLG: 0.399		B SI 92 B CH 82 F FC 88 X FC 89 2-1 ② L9	C SL 78 B CH 83 X CH 82 1-1 ③ G4-3				X FF 93 0-0 ① F8		F FF 98 B FF 97 C SL 88 S SL 89 1-3 ② K	4	0	0	0	0	1	2
58 Doug Fister, L (1, 1) OBP: 0.079, SLG: 0.079 46 Matt Thornton, L (6, 1) 19 Kevin Frandsen, R (7, PH) OBP: 0.309, SLG: 0.326 48 Ross Detwiler, R (7, 1) 35 Craig Stammen, R (8, 1) OBP: 0.286, SLG: 0.429 17 Nate Schierholtz, L (9, PH) OBP: 0.238, SLG: 0.297		C SI 90 X SI 88 0-1 ③ G4-3			C SI 90 F FC 89 B SL 77 S SL 77 1-3 ① K		B FF 93 S FF 92 F FF 92 B FF 93 X FF 93 2-2 ② F9		S SL 88 X FF 98 0-1 ③ FC6-4 1-2f	2 0 1 0 0 1	0 0 0 0 0 0	0 0 0 0 0 0	0 0 0 0 0 0	1 0 0 0 0 0	0 0 0 0 0 2	0 0 0 0 0 0
Inning Stats	R: 2 E: 0 K: 0 S: 13 H: 3 LOB: 1 BB: 1 P: 21	R: 0 E: 0 K: 0 S: 7 H: 0 LOB: 0 BB: 0 P: 12	R: 1 E: 0 K: 2 S: 18 H: 2 LOB: 1 BB: 0 P: 26	R: 0 E: 0 K: 0 S: 6 H: 0 LOB: 0 BB: 0 P: 7	R: 1 E: 0 K: 1 S: 13 H: 1 LOB: 0 BB: 0 P: 20	R: 0 E: 0 K: 1 S: 8 H: 1 LOB: 1 BB: 0 P: 13	R: 0 E: 0 K: 1 S: 7 H: 0 LOB: 0 BB: 0 P: 9	R: 0 E: 0 K: 1 S: 11 H: 0 LOB: 0 BB: 0 P: 19	R: 0 E: 0 K: 1 S: 15 H: 2 LOB: 2 BB: 0 P: 21	1B: 6 2B: 2 3B: 0 HR: 1 SF: 0 SAC: 0 DP: 1 HBP: 0					WP: 1 PB: 0 SB: 1 CS: 0	PA: 36	

PITCHER		IP	WLS	BF	H	R	ER	SO	BB	IBB	HBP	BLK	WP	HR	S	P	ERA	WHIP
38 Kyle Kendrick, R ERA: 4.97	(1, 1)	6.0	W	25	7	4	4	4	1	0	0	0	1	1	65	99	6.00	1.333
59 Antonio Bastardo, L ERA: 4.39	(7, 1)	1.0	H	3	0	0	0	1	0	0	0	0	0	0	7	9	0.00	0.000
63 Jake Diekman, L ERA: 3.77	(8, 1)	1.0	H	3	0	0	0	1	0	0	0	0	0	0	11	19	0.00	0.000
53 Ken Giles, R ERA: 1.34	(9, 1)	1.0		5	2	0	0	1	0	0	0	0	0	0	15	21	0.00	2.000

PITCHER	IP	WLS	BF	H	R	ER	SO	BB	IBB	HBP	BLK	WP	HR	S	P	ERA	WHIP

TOP

Washington Nationals @ Philadelphia Phillies
Citizens Bank Park, Philadelphia, PA
Wed Aug 27 2014, 7:44 PM - 10:47 PM EDT
Att. 33,183 - Clear - 89 F

livebaseballscorecards.com

AB	35
R	4
H	9
RBI	4
BB	1
SO	7
LOB	13

Batter	1	2	3	4	5	6	7	8	9	AB	R	H	RBI	BB	SO	LOB
2 Ben Revere, L (1, 8) OBP: 0.330, SLG: 0.363	C SI 84 C SI 86 B SI 86 F SI 87 F SI 88 B FF 87 X SI 89 2-2 ① G6-3		C SI 86 B SI 87 B SI 87 X SI 88 2-1 ① G4-3		C SI 88 C SI 88 F SI 88 X SI 89 0-2 ② L8	B SI 91 C SI 90 F CH 81 H FF 89 2-2 11 BB HBP		D FF 93 L SI 94 B FF 92 X SI 93 2-1 6 1B 11 SH1-3 1-2 1B		4	0	1	0	0	0	0
11 Jimmy Rollins, S (1, 6) OBP: 0.324, SLG: 0.392	B SI 88 X FC 86 1-0 HR		B SI 87 C SI 88 C SI 89 B SI 88 B CU 73 F SI 89 B CH 80 4-2 6 WP BB		C CU 72 B CH 77 S CU 72 X FF 89 1-2 26 1B 1B	B FF 96 C FF 96 B FF 96 1 SAFE 1 SAFE B FF 96 B FF 96 4-1 1-2 BB		X FF 94 0-0 ① SH1-3 1-2 2-3		2	1	2	1	2	0	0
26 Chase Utley, L (1, 4) OBP: 0.348, SLG: 0.425	C SI 89 B SI 87 X SI 88 1-1 6 1B 6 E 1B		X SI 88 0-0 ② F8		1 SAFE 1 SAFE C CU 72 1 SAFE X CH 80 0-1 1-3 1B	F FF 97 S FF 96 F FF 96 F FF 96 X FC 88 0-2 ③ G4-3		I IN 74 I IN 81 I IN 80 I IN 81 4-0 6 1B IBB		4	1	2	0	1	0	3
6 Ryan Howard, L (1, 3) OBP: 0.312, SLG: 0.382	C SI 88 X SI 88 0-1 E8 1-H 1B		1 SAFE B FC 83 B SI 89 X CH 78 2-0 ③ G6-3 1-2		C SI 88 X FF 87 0-1 ③ G1-3		X SI 93 0-0 3 HR 1B	T FF 94 X FF 93 0-1 9 FC4-6 1-2 2-3 3-H 1B		5	1	3	1	0	0	3
3 Marlon Byrd, R (1, 9) OBP: 0.317, SLG: 0.468	F SI 90 X SI 88 0-1 ② L5			C SI 87 X SI 88 0-1 9 G3-6-3 1B		S CU 70 B FC 80 C SI 88 F SI 88 B CU 72 F CH 79 X SI 88 2-2 9 2B 1B	X SI 93 0-0 1-H HR	S FC 87 F SI 92 S SI 92 0-3 ② K		5	2	3	2	0	1	4
9 Domonic Brown, L (1, 7) OBP: 0.280, SLG: 0.337	C SI 88 B FF 87 B SI 89 C SI 88 S SI 89 2-3 ③ K			B SI 88 B CH 78 F SI 88 X CH 80 2-1 ① ② G3-6-3 1-2f		B SI 87 X SI 88 1-0 21 FC6-5 1-H 2B	S FF 93 F FF 92 B SI 92 F SL 79 S SI 93 1-3 ① K	B SI 92 B SI 92 S FC 87 X SI 93 2-1 ③ FC4-6 1-2f		5	0	1	1	0	2	5
21 Wil Nieves, R (1, 2) OBP: 0.298, SLG: 0.407		B FF 87 B SI 90 B SI 88 C FF 88 C SI 90 S SI 90 3-3 ① K		C SI 89 X FC 84 0-1 1B		B SI 88 B SI 88 L SI 88 F SI 87 F CU 73 X SI 89 2-2 ① FC6-5 24 HR 2-3	F SI 92 B FF 94 X FF 94 1-1 ② P3			4	1	1	0	0	1	1
25 Cody Asche, L (1, 5) OBP: 0.300, SLG: 0.380		B SI 90 C SI 90 X FF 88 1-1 ② G3-1		X SI 88 0-0 ③ P5		B SI 88 B CU 72 C CH 78 X SI 88 2-1 ② F7	B FF 94 C SI 92 F SI 93 F SI 94 S SL 81 1-3 ③ K2-3			4	0	0	0	0	1	2
38 Kyle Kendrick, R (1, 1) OBP: 0.089, SLG: 0.073 24 Grady Sizemore, L (6, PH) OBP: 0.308, SLG: 0.351 59 Antonio Bastardo, R (7, 1) 63 Jake Diekman, R (8, 1) 18 Darin Ruf, R (8, PH) OBP: 0.375, SLG: 0.491 53 Ken Giles, R (9, 1)		F SI 89 C SI 90 S SI 89 0-3 ③ K			B SI 87 C SI 88 C SI 88 B FC 84 X SI 88 2-2 ① G5-3	C CU 72 C CH 77 X CU 73 0-2 1-H HR		X FF 94 0-0 11 SH1-3 6 2 1B 1B		2 1 0 0 1	0 1 0 0 1	0 1 0 0 0	0 1 0 0 0	0 2 0 0 0	1 0 0 0 0	0 0 0 0 0
Inning Stats	R: 2 E: 1 K: 1 S: 15 H: 3 LOB: 1 BB: 0 P: 21	R: 0 E: 0 K: 2 S: 8 H: 0 LOB: 0 BB: 0 P: 12	R: 0 E: 0 K: 0 S: 7 H: 0 LOB: 1 BB: 1 P: 15	R: 0 E: 0 K: 0 S: 7 H: 2 LOB: 1 BB: 0 P: 9	R: 0 E: 0 K: 0 S: 14 H: 2 LOB: 2 BB: 0 P: 17	R: 3 E: 0 K: 0 S: 23 H: 3 LOB: 2 BB: 1 P: 36	R: 2 E: 0 K: 2 S: 12 H: 2 LOB: 0 BB: 0 P: 15	R: 1 E: 0 K: 1 S: 11 H: 3 LOB: 3 BB: 1 P: 19		1B: 11 2B: 1 3B: 0 HR: 3 SF: 0 SAC: 1 DP: 1 HBP: 1						

PITCHER		IP	WLS	BF	H	R	ER	SO	BB	IBB	HBP	BLK	WP	HR	S	P	ERA	WHIP
58 Doug Fister, R ERA: 2.55	(1, 1)	5.2	L	28	10	5	4	3	1	0	1	0	1	2	68	100	6.35	1.941
46 Matt Thornton, L ERA: 1.95	(6, 1)	0.1		2	0	0	0	0	1	0	0	0	0	0	6	10	0.00	3.000
48 Ross Detwiler, L ERA: 4.07	(7, 1)	1.1		10	5	3	3	2	0	1	0	0	0	1	18	27	20.25	3.750
35 Craig Stammen, R ERA: 3.53	(8, 1)	0.2		2	0	0	0	1	0	0	0	0	0	0	5	7	0.00	0.000

PITCHER	IP	WLS	BF	H	R	ER	SO	BB	IBB	HBP	BLK	WP	HR	S	P	ERA	WHIP

BOTTOM

Washington Nationals @ Philadelphia Phillies
Citizens Bank Park, Philadelphia, PA
Wed Aug 27 2014, 7:44 PM - 10:47 PM EDT
Att. 33,183 - Clear - 89 F

livebaseballscorecards.com

AB	37
R	8
H	15
RBI	7
BB	3
SO	6
LOB	18

WP: 1 PA: 42
PB: 0
SB: 0
CS: 0

Batter	1	2	3	4	5	6	7	8	9	AB	R	H	RBI	BB	SO	LOB
2 Denard Span, L (1, 8) OBP: 0.352, SLG: 0.407	B SI 92 C SI 91 X CU 80 1-1 ① F7		C SI 92 B SI 92 S CH 89 B FF 93 X SI 93 2-2 ② G1-3		C CH 89 B CU 79 X SI 90 1-1 20 FC5 6 1B 1B		C SI 91 B CH 88 S CH 88 B SI 91 X CH 89 2-2 G4-3		B SI 94 B SI 93 X SI 94 2-0 28 BB 6 1B 25 SF8 1B	5	1	2	0	0	0	0
6 Anthony Rendon, R (1, 5) OBP: 0.341, SLG: 0.471	X SI 93 0-0 HR		B CH 90 C CU 80 F CH 90 B SI 91 B CH 90 B SI 91 4-2 28 HR BB		F SL 84 S CH 88 D CH 88 1 SAFE 1 SAFE X CU 79 1-2 20 FC5 1B		B SL 85 C FF 92 B CH 89 B SI 92 X SI 92 3-1 2B		B CH 80 B SI 96 B SI 94 C SI 95 S SI 93 X CH 82 3-2 25 SF8 28 BB 1-2 1B	4	2	4	1	1	0	0
28 Jayson Werth, R (1, 10) OBP: 0.380, SLG: 0.445	C SI 92 S SL 87 X CH 90 0-2 ② G6-3		C SI 93 X SL 86 0-1 1-H HR		C SI 90 B CU 80 B FF 92 X SI 91 2-1 ① F9		X CH 89 0-0 ③ G6-3		B CH 82 B SI 96 D SI 96 C SI 95 C SI 95 F CH 84 B SI 96 4-2 1-2 2-3 20 FC6-4 BB	4	1	1	2	1	0	3
25 Adam LaRoche, L (1, 3) OBP: 0.365, SLG: 0.445	C CU 80 B SI 93 X CH 89 1-1 ③ G4-3		B CU 81 C FF 92 B SI 93 X CH 88 2-1 ③ G5-3		D CH 88 C SI 92 F CH 88 C SI 92 1-3 ② K			S SL 79 C SL 78 X FF 90 0-2 ① G5-3	S SI 97 B CH 82 B SI 97 X SI 96 2-1 ② 2-3 3-H SF8	4	0	0	1	0	1	2
20 Ian Desmond, R (1, 6) OBP: 0.310, SLG: 0.430		C SL 84 X CH 87 0-1 34 1B 1B	C CH 90 S SI 91 F CH 88 F SI 91 B CH 89 B SL 86 F CH 90 F SI 90 F SL 86 2-2 X FF 93 HR		X CU 82 0-0 ③ FC5 1-2 2-3f			C SI 86 F SI 85 B CH 81 B CH 80 F CH 79 B SI 85 S SI 84 3-3 ② K	C CH 84 B CH 83 B SI 96 B SI 94 X SI 96 3-1 ③ 1-2f FC6-4	5	1	2	1	0	1	4
34 Bryce Harper, L (1, 7) OBP: 0.338, SLG: 0.401		S CH 89 D CH 89 B CU 81 X CH 89 2-1 1-2 3 G6-4-3 1B	S CU 79 B SI 92 B CH 88 X CH 88 2-1 ① G4-3			B CH 86 C FF 91 B CU 81 B SI 92 F SI 92 B CH 89 F CH 90 F CH 88 X SI 92 3-2 3 G6-4-3 1B		X FF 87 0-0 HR		4	1	3	1	0	0	0
40 Wilson Ramos, R (1, 2) OBP: 0.329, SLG: 0.438		X CH 90 0-0 ① L5	C SI 91 X CH 88 0-1 HR			X SI 91 0-0 ① P3		B SI 83 F SI 84 S CH 80 B SL 75 B SI 86 X SI 86 3-2 HR		4	2	2	2	0	0	3
3 Asdrúbal Cabrera, S (1, 4) OBP: 0.311, SLG: 0.395		F CU 81 F SI 92 B SI 93 X FF 93 1-2 ② ③ 1-2f G6-4-3	F CU 80 F SI 92 X FF 92 0-2 ② P5			B CH 88 X SI 92 1-0 ② ③ 1-2f G6-4-3		F FF 96 X CH 84 0-1 ③ G3		4	0	0	0	0	0	3
17 Nate Schierholtz, L (1, 9) OBP: 0.236, SLG: 0.294			B CH 90 B CU 79 X SI 92 2-0 ① F8	C CH 88 X CU 80 0-1 ③ G4-3			B CH 90 X SI 90 1-0 ① F8		X SI 94 0-0 ① G3	4	0	0	0	0	0	0
Inning Stats	R: 1 E: 0 K: 0 S: 8 H: 1 LOB: 0 BB: 0 P: 10	R: 0 E: 0 K: 0 S: 8 H: 2 LOB: 1 BB: 0 P: 11	R: 2 E: 0 K: 0 S: 10 H: 1 LOB: 0 BB: 1 P: 20	R: 2 E: 0 K: 0 S: 17 H: 2 LOB: 0 BB: 0 P: 21	R: 0 E: 0 K: 1 S: 11 H: 2 LOB: 2 BB: 0 P: 16	R: 0 E: 0 K: 0 S: 8 H: 1 LOB: 0 BB: 0 P: 12	R: 0 E: 0 K: 0 S: 7 H: 1 LOB: 1 BB: 0 P: 13	R: 2 E: 0 K: 1 S: 13 H: 2 LOB: 0 BB: 0 P: 19	R: 1 E: 0 K: 0 S: 12 H: 2 LOB: 2 BB: 1 P: 26	1B: 7 2B: 1 3B: 0 HR: 6 SF: 1 SAC: 0 DP: 2 HBP: 0						

PITCHER	IP	WLS	BF	H	R	ER	SO	BB	IBB	HBP	BLK	WP	HR	S	P	ERA	WHIP
34 Félix Hernández, R (1, 1) ERA: 2.23	7.0	L	30	10	5	5	1	1	0	0	0	0	4	69	103	6.43	1.571
97 Joe Beimel, L (8, 1) ERA: 2.03	0.2		4	2	2	2	1	0	0	0	0	0	2	11	17	27.00	3.000
37 Brandon Maurer, R (8, 1) ERA: 4.9	0.1		1	0	0	0	0	0	0	0	0	0	0	2	2	0.00	0.000
56 Fernando Rodney, R (9, 1) ERA: 2.32	1.0		6	2	1	1	0	1	0	0	0	0	0	12	26	9.00	3.000

PITCHER	IP	WLS	BF	H	R	ER	SO	BB	IBB	HBP	BLK	WP	HR	S	P	ERA	WHIP

TOP

Washington Nationals @ Seattle Mariners

Safeco Field, Seattle, WA

Fri Aug 29 2014, 7:11 PM - 10:05 PM PDT
Att. 35,616 - Partly Cloudy - 73 F

livebaseballscorecards.com

AB	38
R	8
H	14
RBI	8
BB	2
SO	2
LOB	15

Batter	1	2	3	4	5	6	7	8	9	AB	R	H	RBI	BB	SO	LOB
16 Austin Jackson, R (1, 8) OBP: 0.322, SLG: 0.376	C FF 93 C FF 94 S FF 94 0-3 ① K	C SL 87 F FF 95 B FF 94 B SL 89 F FF 94 B FF 94 C SL 88 3-3 ③ K			B SI 94 X SL 87 1-0 ① F8		C FF 95 F SL 83 S CH 88 0-3 ② K		B FF 92 X SL 85 1-0 2-3 1B	5	0	1	0	0	3	0
13 Dustin Ackley, L (1, 7) OBP: 0.306, SLG: 0.400	B FF 94 F FF 94 C FF 95 F FF 95 X FF 95 1-2 21 1B 3B		C FF 94 X FF 94 0-1 ① P5		C FF 94 F FF 94 B FF 96 B SI 94 X FF 95 2-2 22 1B 1B		C SI 94 B CH 87 X SI 93 1-1 ③ G6-3		C SI 92 B FF 92 X FF 91 1-1 ③ L8	5	1	2	0	0	0	2
22 Robinson Canó, L (1, 4) OBP: 0.395, SLG: 0.470	F SL 89 B FF 94 B FF 95 F CH 88 F FF 95 D CH 89 F FF 95 D CH 90 4-2 21 1B 15 1B BB		C FF 94 X CH 89 0-1 21 1B 1B		1 SAFE B FF 94 B FF 94 F FF 94 X SI 94 2-1 1-2 1B			S CH 79 X CH 80 0-1 ① P4		3	1	2	0	1	0	0
21 Kendrys Morales, S (1, 10) OBP: 0.271, SLG: 0.333	F FF 95 1 SAFE S SL 90 X CU 81 0-2 15 1B 1-3 3-H 1B		C FF 94 X FF 94 0-1 1-3 1B		C FF 95 F SI 94 X CH 87 0-2 ② P5			C FF 91 S CU 75 B FS 83 T CH 80 1-2 ② K		4	0	2	1	0	1	2
15 Kyle Seager, L (1, 5) OBP: 0.343, SLG: 0.469	B FF 95 C SI 95 B CH 89 B SI 95 C FF 96 F FF 95 X FF 94 3-2 1-2 3-H 1B		C FF 94 B SL 89 F FF 94 D FF 95 F FF 94 C FF 94 2-3 ② K		C FF 95 B FF 95 X FF 95 1-1 ③ P6			F CH 80 C FF 92 B FS 82 X FF 91 1-2 ③ P2		4	0	1	1	0	1	4
3 Mike Zunino, R (1, 2) OBP: 0.259, SLG: 0.414	X SL 88 0-0 ② L8		S SL 88 S SL 88 D SL 87 S SL 88 1-3 ③ K			S SL 88 B FF 94 F SL 90 S SL 87 1-3 ① K			B FF 89 C FF 90 C FF 90 F SL 84 X SL 86 1-2 ① G3	4	0	0	0	0	2	4
20 Logan Morrison, L (1, 3) OBP: 0.295, SLG: 0.359	C CU 78 F SI 94 F FF 94 B FF 94 B SL 89 S FF 95 2-3 ③ K		C FF 94 B SL 88 F FF 94 D FF 95 F FF 94 C FF 94 1-3 ① K			B CU 80 B FF 94 C FF 94 X FF 94 2-1 ② P5			B FF 89 S FF 90 B FF 90 F FF 90 B FF 92 F FF 90 C FF 91 3-3 ② K	4	0	0	0	0	3	2
1 Chris Taylor, R (1, 6) OBP: 0.389, SLG: 0.393		C FF 94 B SL 88 F FF 94 X FF 94 1-2 ① P3	B SL 89 F FF 95 F FF 94 X FF 95 1-2 ② G1-3			X FF 94 0-0 ③ P6			S FF 92 S SL 87 F SI 92 X SL 86 0-2 9 2B 1B	4	1	1	0	0	0	0
9 Endy Chavez, L (1, 9) OBP: 0.310, SLG: 0.371		B FF 93 C SL 89 B FF 94 F FF 95 F FF 94 B CU 82 S FF 95 3-3 ② K	B FF 95 C FF 95 F FF 95 X FF 95 1-2 ③ F7				C FF 94 F SI 94 S CH 87 0-3 ① K		B FC 91 X FF 91 1-0 16 1B 1-H 2B	4	0	1	1	0	2	0
Inning Stats	R: 2 H: 3 E: 0 LOB: 2 K: 2 BB: 1 S: 23 P: 33	R: 0 H: 0 E: 0 LOB: 0 K: 2 BB: 0 S: 11 P: 18	R: 0 H: 2 E: 0 LOB: 2 K: 2 BB: 0 S: 13 P: 16	R: 0 H: 0 E: 0 LOB: 0 K: 1 BB: 0 S: 9 P: 12	R: 0 H: 2 E: 0 LOB: 2 K: 0 BB: 0 S: 11 P: 17	R: 0 H: 0 E: 0 LOB: 0 K: 1 BB: 0 S: 6 P: 9	R: 0 H: 0 E: 0 LOB: 0 K: 2 BB: 0 S: 8 P: 9	R: 0 H: 0 E: 0 LOB: 0 K: 1 BB: 0 S: 8 P: 10	R: 1 H: 3 E: 0 LOB: 2 K: 1 BB: 0 S: 16 P: 23	1B: 8 2B: 1 3B: 1 HR: 0	SF: 0 SAC: 0 DP: 0 HBP: 0					

PITCHER		IP	WLS	BF	H	R	ER	SO	BB	IBB	HBP	BLK	WP	HR	S	P	ERA	WHIP
27 Jordan Zimmermann, R ERA: 2.93	(1, 1)	6.0	W	26	7	2	2	8	1	0	0	0	0	0	73	105	3.00	1.333
22 Drew Storen, R ERA: 1.43	(7, 1)	1.0	H	3	0	0	0	2	0	0	0	0	0	0	8	9	0.00	0.000
36 Tyler Clippard, R ERA: 1.85	(8, 1)	1.0		3	0	0	0	1	0	0	0	0	0	0	8	10	0.00	0.000
29 Rafael Soriano, R ERA: 2.56	(9, 1)	1.0		6	3	1	1	1	0	0	0	0	0	0	16	23	9.00	3.000

PITCHER	IP	WLS	BF	H	R	ER	SO	BB	IBB	HBP	BLK	WP	HR	S	P	ERA	WHIP

BOTTOM

Washington Nationals @ Seattle Mariners

Safeco Field, Seattle, WA

Fri Aug 29 2014, 7:11 PM - 10:05 PM PDT
Att. 35,616 - Partly Cloudy - 73 F

livebaseballscorecards.com

AB	37
R	3
H	10
RBI	3
BB	1
SO	12
LOB	14

WP: 0	PA: 38		
PB: 0			
SB: 0			
CS: 0			

Batter	1	2	3	4	5	6	7	8	9	AB	R	H	RBI	BB	SO	LOB
2 Denard Span, L (1, 8) OBP: 0.349, SLG: 0.404	C SI 93 B SI 94 X SI 93 1-1 E8 28 HR	C CU 78 B CU 79 X CU 79 1-1 ③ P6			X FF 91 0-0 ② P6		D SI 92 B FC 89 C FC 90 X FC 88 2-1 ② FC4-6 1-2f			4	1	0	0	0	0	4
6 Anthony Rendon, R (1, 5) OBP: 0.340, SLG: 0.471	C SI 94 X CU 80 0-1 ① G5-3		B CU 79 C CH 83 C FF 92 F CU 79 F CU 81 X CH 86 1-2 ① P3		F CU 79 F FF 92 F CU 80 B FF 92 D CU 81 D CH 85 F CH 85 X FF 92 3-2 1-H 2B		1 SAFE 1 SAFE C FF 93 1 SAFE C SI 91 B SI 95 B SL 83 1 SAFE S FC 91 2-3 ③ K			4	0	1	1	0	1	2
28 Jayson Werth, R (1, 9) OBP: 0.381, SLG: 0.451	C SI 94 C SI 94 B CU 82 B CU 79 F CU 79 F SI 94 X FF 93 2-2 2-H HR		C SI 93 C CH 86 B CU 81 B CU 80 B CH 85 C CH 86 3-3 ② K		C SI 92 B CU 80 B CH 85 D CH 86 I IN 55 4-1 IBB			C FF 95 B SI 96 C SL 90 B SI 97 F CU 79 S FF 97 2-3 ① K		3	1	1	2	1	2	0
25 Adam LaRoche, L (1, 3) OBP: 0.364, SLG: 0.443	C FF 92 B CU 81 B CU 80 B FF 92 X SI 92 3-1 ② G6-3		B FF 92 X FF 92 1-0 ③ G5-3		B CU 76 C CU 79 S CU 78 S CU 80 1-3 ③ K			X SI 96 0-0 1B		4	0	1	0	0	1	2
20 Ian Desmond, R (1, 6) OBP: 0.309, SLG: 0.429	B FF 93 C SI 93 B CH 88 B SI 92 X SI 92 3-1 ③ G4-3			C FF 92 S CH 85 B FF 91 B CU 82 X CH 84 2-2 34 FC2-6 1B		C CU 76 F CU 77 B SI 89 C CU 79 1-3 ① K		B FF 98 F SL 90 F SI 96 B FF 97 B CU 79 F SL 90 S SI 96 3-3 ② K		4	0	1	0	0	2	1
34 Bryce Harper, L (1, 7) OBP: 0.337, SLG: 0.396		C CU 79 B CU 79 C FF 93 B CU 80 B CU 80 B FF 94 4-2 40 G5-4-3 BB		X CU 77 0-0 ① FC2-6 40 G4-6-3 1-2f		C SI 91 F CU 78 F CU 79 S FF 91 0-3 ② K		C SI 97 C SL 89 F FF 98 S CU 79 0-3 ③ K		3	0	0	0	1	2	2
40 Wilson Ramos, R (1, 10) OBP: 0.324, SLG: 0.432		C FF 93 X CH 87 0-1 ①② G5-4-3 1-2f		B CU 80 B SI 92 F FF 92 X FF 93 2-1 ②③ G4-6-3 1-2f		B SI 92 F SI 91 B CH 86 F SI 92 X CH 86 2-2 ③ G5-3			B FF 94 X SL 87 1-0 ① G4-3	4	0	0	0	0	0	2
3 Asdrúbal Cabrera, S (1, 4) OBP: 0.311, SLG: 0.394		F FF 94 S CH 87 B FF 94 X FF 94 1-2 59 1B 1B			C CU 77 F SI 92 B CU 80 B CU 79 S CU 81 2-3 ① K		X SI 91 0-0 ① G3		B CU 76 F SI 90 X SI 91 1-1 ② G5-3	4	0	1	0	0	1	0
59 Jose Lobaton, S (1, 2) OBP: 0.295, SLG: 0.310		B SI 94 F FF 93 B CH 86 X FF 92 2-1 1-2 1B			X FF 92 0-0 6 2B 1B		C SI 92 C SI 94 B FC 89 X FF 94 1-2 2 FC4-6 1B		C SL 82 X SL 80 0-1 ③ G6-3	4	1	3	0	0	0	0
Inning Stats	R: 2 H: 1 E: 1 LOB: 0 K: 0 BB: 0 S: 13 P: 22	R: 0 H: 2 E: 0 LOB: 2 K: 0 BB: 1 S: 11 P: 19	R: 0 H: 0 E: 0 LOB: 0 K: 1 BB: 0 S: 9 P: 14	R: 0 H: 1 E: 0 LOB: 0 K: 0 BB: 0 S: 6 P: 10	R: 1 H: 2 E: 0 LOB: 2 K: 2 BB: 1 S: 14 P: 24	R: 0 H: 0 E: 0 LOB: 0 K: 2 BB: 0 S: 10 P: 13	R: 0 H: 1 E: 0 LOB: 1 K: 1 BB: 0 S: 9 P: 14	R: 0 H: 1 E: 0 LOB: 1 K: 3 BB: 0 S: 13 P: 18	R: 0 H: 0 E: 0 LOB: 0 K: 0 BB: 0 S: 5 P: 7	1B: 6 SF: 0 2B: 1 SAC: 0 3B: 0 DP: 2 HR: 1 HBP: 0						

TOP

Washington Nationals @ Seattle Mariners

Safeco Field, Seattle, WA

Sat Aug 30 2014, 6:13 PM - 9:05 PM PDT

Att. 32,894 - Cloudy - 63 F

livebaseballscorecards.com

AB	34
R	3
H	8
RBI	3
BB	2
SO	9
LOB	13

PITCHER		IP	WLS	BF	H	R	ER	SO	BB	IBB	HBP	BLK	WP	HR	S	P	ERA	WHIP
29 Roenis Elías, L ERA: 3.97	(1, 1)	6.0	L	25	6	3	2	5	1	1	0	0	0	1	63	102	3.00	1.167
52 Dominic Leone, R ERA: 2.34	(7, 1)	1.0		4	1	0	0	1	0	0	0	0	0	0	9	14	0.00	1.000
54 Tom Wilhelmsen, R ERA: 2.02	(8, 1)	1.1		5	1	0	0	3	0	0	0	0	0	0	14	20	0.00	0.750
41 Charlie Furbush, L ERA: 3.79	(9, 1)	0.2		2	0	0	0	0	0	0	0	0	0	0	4	5	0.00	0.000

PITCHER	IP	WLS	BF	H	R	ER	SO	BB	IBB	HBP	BLK	WP	HR	S	P	ERA	WHIP

BOTTOM

Batter	1	2	3	4	5	6	7	8	9	AB	R	H	RBI	BB	SO	LOB
16 Austin Jackson, R (1, 8) OBP: 0.323, SLG: 0.377	X FF 95 0-0 ① G5-3		C SI 95 D CU 82 F FF 96 X CU 82 1-2 22 S 1-2 1B		C SI 95 C SI 96 X FF 94 0-2 1-3 1B			X SI 94 0-0 ② F9		4	0	2	0	0	0	0
13 Dustin Ackley, L (1, 7) OBP: 0.305, SLG: 0.406	C SI 95 X SI 95 0-1 ② L9		B CH 89 B CH 89 X SI 95 2-0 ② F8 2-3		S CH 89 1 SAFE S FF 96 F SI 95 S CH 89 0-3 ③ K			C SI 95 B SI 96 B CH 89 C CH 89 X FF 96 2-2 HR		4	1	1	1	0	1	4
22 Robinson Canó, L (1, 4) OBP: 0.392, SLG: 0.467	B SI 94 X CH 90 1-0 ③ G3-1		1 SAFE C SI 96 1 SAFE B FF 96 F CH 90 C SI 97 1-3 ③ K 1-2			F SI 94 B SI 96 F FF 96 S CH 91 1-3 ① K		B SI 96 F FF 96 F FF 96 C SI 96 1-3 ③ K		4	0	0	0	0	3	2
21 Kendrys Morales, S (1, 10) OBP: 0.271, SLG: 0.332		C SI 95 B CH 89 S CH 89 B FF 96 X CU 83 2-2 20 FC2-6 1B		F CH 89 S SI 96 F FF 97 B SI 97 T FF 97 1-2 ① K		C SI 96 F SI 96 S CU 83 0-3 ② K			X FF 92 0-0 ① F7	4	0	1	0	0	2	0
15 Kyle Seager, L (1, 5) OBP: 0.343, SLG: 0.467		B SI 95 D SI 95 C FF 96 X FF 96 2-1 ① F8		B CH 90 F FF 97 T SI 98 S CH 90 1-3 ② K		C CH 89 S CH 89 B CH 90 F SI 96 X SI 97 1-2 ③ F7			C FF 91 B SL 86 X FC 92 1-1 9 1B 1B	4	0	1	0	0	1	1
20 Logan Morrison, L (1, 3) OBP: 0.291, SLG: 0.354		B SI 95 S CH 90 C CH 90 1 SAFE X FF 97 1-2 ② FC2-6 1 FC6-4 1-2f		C CU 83 S CH 91 S FF 97 0-3 ③ K			B CU 82 C SI 95 F SI 95 C SI 96 1-3 ① K		C FF 92 F FF 92 B SL 87 C SI 93 1-3 ② K	4	0	0	0	0	3	2
1 Chris Taylor, R (1, 6) OBP: 0.378, SLG: 0.379 9 Endy Chavez, L (9, PH) OBP: 0.313, SLG: 0.374		B SI 96 F SI 96 D CU 83 F FF 96 X CH 90 2-2 ③ FC6-4 1-2f			B CU 80 X SI 95 1-0 ① P3		X SI 95 0-0 ② F8		C FF 93 C FC 93 D SL 87 F FF 93 X SL 87 1-2 1-3 1B	3 1	0 0	0 1	0 0	0 0	0 0	1 0
99 James Jones, L (1, 9) OBP: 0.282, SLG: 0.306			X FF 94 0-0 ① B1-3		B SI 95 C SI 96 C SI 96 B CH 90 F SI 96 F SI 96 X CU 82 2-2 ② G6-3		B CU 83 X SI 95 1-0 ③ F7		B FF 92 S FF 92 F FF 92 1 SAFE X FF 93 1-2 ③ G4-3	4	0	0	0	0	0	2
2 Jesús Sucre, R (1, 2) OBP: 0.227, SLG: 0.250			B SI 96 X FF 97 1-0 13 F8 16 1B 1B		X FF 97 0-0 16 1B 1B			B CU 81 C SI 95 B CH 88 X SI 96 2-1 ① F8		3	0	2	0	0	0	0
Inning Stats	R: 0 E: 0 K: 0 S: 4 H: 0 LOB: 0 BB: 0 P: 5	R: 0 E: 0 K: 0 S: 11 H: 1 LOB: 1 BB: 0 P: 18	R: 0 E: 0 K: 1 S: 9 H: 2 LOB: 2 BB: 0 P: 14	R: 0 E: 0 K: 3 S: 10 H: 0 LOB: 0 BB: 0 P: 12	R: 0 E: 0 K: 1 S: 14 H: 2 LOB: 2 BB: 0 P: 17	R: 0 E: 0 K: 2 S: 10 H: 0 LOB: 0 BB: 0 P: 12	R: 0 E: 0 K: 1 S: 5 H: 0 LOB: 0 BB: 0 P: 7	R: 1 E: 0 K: 1 S: 9 H: 1 LOB: 0 BB: 0 P: 14	R: 0 E: 0 K: 1 S: 13 H: 2 LOB: 2 BB: 0 P: 17	1B: 7 2B: 0 3B: 0 HR: 1	SF: 0 SAC: 0 DP: 0 HBP: 0			WP: 0 PB: 0 SB: 1 CS: 0	PA: 35		

PITCHER		IP	WLS	BF	H	R	ER	SO	BB	IBB	HBP	BLK	WP	HR	S	P	ERA	WHIP
37 Stephen Strasburg, R ERA: 3.49	(1, 1)	7.2	W	29	6	1	1	8	0	0	0	0	0	1	69	95	1.17	0.783
46 Matt Thornton, L ERA: 1.93	(8, 1)	0.1	H	1	0	0	0	1	0	0	0	0	0	0	3	4	0.00	0.000
29 Rafael Soriano, R ERA: 2.52	(9, 1)	1.0	S	5	2	0	0	1	0	0	0	0	0	0	13	17	0.00	2.000

PITCHER	IP	WLS	BF	H	R	ER	SO	BB	IBB	HBP	BLK	WP	HR	S	P	ERA	WHIP

Washington Nationals @ Seattle Mariners

Safeco Field, Seattle, WA

Sat Aug 30 2014, 6:13 PM - 9:05 PM PDT

Att. 32,894 - Cloudy - 63 F

livebaseballscorecards.com

AB	35
R	1
H	8
RBI	1
BB	0
SO	10
LOB	12

Washington Nationals @ Seattle Mariners

Safeco Field, Seattle, WA

Sun Aug 31 2014, 1:13 PM - 4:07 PM PDT

Att. 26,221 - Partly Cloudy - 67 F

livebaseballscorecards.com

TOP

Batter	1	2	3	4	5	6	7	8	9	AB	R	H	RBI	BB	SO	LOB
2 Denard Span, L (1, 8) OBP: 0.349, SLG: 0.405	B FS 85 B SI 86 C FS 86 C SL 80 X FS 82 2-2 ① F8		C SL 79 X FS 83 0-1 6 F8 2B		B FS 82 X SI 88 1-0 ② G3		C FC 89 T FC 91 B FF 93 F FC 90 B CH 84 F FC 88 X FC 90 2-2 ③ G3			4	0	1	0	0	0	3
6 Anthony Rendon, R (1, 5) OBP: 0.338, SLG: 0.468	B SL 78 B SL 78 C FS 86 F FS 82 S SI 89 2-3 ② K		T SI 86 F SI 89 X SI 88 0-2 ① F8 2-3		C SI 86 X SI 87 0-1 ③ G5-3			C FF 96 C CU 86 C CU 86 0-3 ① K		4	0	0	0	0	2	1
28 Jayson Werth, R (1, 10) OBP: 0.380, SLG: 0.451	C SI 87 B SI 88 B SI 87 B FS 83 S SI 89 X SI 89 3-2 2B		B SI 89 C SI 88 X SI 89 1-1 ② G6-3			C SI 86 C SI 90 B SI 90 B SI 86 B SI 86 F SI 86 S SI 92 3-3 ① K		B FF 96 X FF 96 1-0 ② P3		4	0	1	0	0	1	1
25 Adam LaRoche, L (1, 3) OBP: 0.363, SLG: 0.440	B FS 83 B FS 83 S SI 89 X FS 85 2-1 ③ G4-1		C FS 85 S SL 83 T FF 90 0-2 ③ K			B SI 89 X FS 84 1-0 ② F8		F FF 97 C SI 97 B CU 87 B SI 97 B FF 96 B CU 87 4-2 BB		3	0	0	0	1	1	2
20 Ian Desmond, R (1, 6) OBP: 0.307, SLG: 0.425		C SI 86 F SL 80 B SI 89 F FS 83 S SL 78 1-3 ① K		F SL 79 B SL 81 B SI 88 C SI 88 B FS 84 F FS 83 X SL 78 3-2 ① P4		X FS 82 0-0 ③ G6-3		B CU 87 B CU 87 T FF 96 B FF 96 C SI 96 C SI 97 3-3 ③ K		4	0	0	0	0	2	1
34 Bryce Harper, L (1, 7) OBP: 0.342, SLG: 0.424		C SI 88 X CU 72 0-1 HR		B FF 89 B SI 89 B SI 89 C SI 90 X FS 85 3-1 HR			F SL 81 S SL 82 F SL 81 B SL 82 B SL 84 F SL 84 T FF 92 2-2 ① K		C SI 94 F CH 81 X SI 97 0-2 3 G4-3 1B	4	2	3	2	0	1	0
40 Wilson Ramos, R (1, 2) OBP: 0.320, SLG: 0.427 8 Danny Espinosa, S (7, PR) OBP: 0.279, SLG: 0.357 59 Jose Lobaton, S (7, 2) OBP: 0.294, SLG: 0.308		B SI 87 F SL 83 S SL 83 B FS 84 F SI 89 X SL 82 2-2 ② G6-3		X SI 86 0-0 ② G5-3			F FC 88 F FC 89 S CU 74 0-3 K 17 3 FC4-6 BB		C CH 80 X SI 96 0-1 ① L8	3 0 1	0 0 0	0 0 0	0 0 0	0 0 0	1 0 0	0 0 1
3 Asdrúbal Cabrera, S (1, 4) OBP: 0.310, SLG: 0.391		C SI 88 B FS 84 B FS 84 F SI 89 F FS 84 C SI 90 2-3 ③ K		C SI 87 X SI 88 0-1 ③ G4-3			C FC 87 D CH 83 B FC 90 C FC 89 F FC 89 B CH 85 B FC 89 4-2 17 FC4-6 1-2 BB		X SI 94 0-0 ② G4-3 1-2	3	0	0	0	1	1	1
17 Nate Schierholtz, L (1, 9) OBP: 0.236, SLG: 0.302			B SI 86 X SI 88 1-0 HR		B SL 78 B FS 81 C SI 86 S FS 82 C SI 88 2-3 ① K		F FC 90 B CH 84 X FC 89 1-1 ② FC4-6 1-2f 2-3		B CH 82 X SI 96 1-0 ③ G3	4	1	1	1	0	1	3
Inning Stats	R: 0 E: 0 K: 1 S: 11 H: 1 LOB: 1 BB: 0 P: 20	R: 1 E: 0 K: 2 S: 14 H: 1 LOB: 0 BB: 0 P: 19	R: 1 E: 0 K: 1 S: 11 H: 2 LOB: 1 BB: 0 P: 13	R: 1 E: 0 K: 0 S: 9 H: 1 LOB: 0 BB: 0 P: 15	R: 0 E: 0 K: 1 S: 6 H: 0 LOB: 0 BB: 0 P: 9	R: 0 E: 0 K: 1 S: 6 H: 0 LOB: 0 BB: 0 P: 10	R: 0 E: 0 K: 2 S: 18 H: 0 LOB: 3 BB: 1 P: 27	R: 0 E: 0 K: 2 S: 9 H: 0 LOB: 1 BB: 1 P: 17	R: 0 E: 0 K: 0 S: 7 H: 1 LOB: 1 BB: 0 P: 8	1B: 1 2B: 2 3B: 0 HR: 3 SF: 0 SAC: 0 DP: 0 HBP: 0						

	AB	34
	R	3
	H	6
	RBI	3
	BB	2
	SO	10
	LOB	13

PITCHER		IP	WLS	BF	H	R	ER	SO	BB	IBB	HBP	BLK	WP	HR	S	P	ERA	WHIP
18 Hisashi Iwakuma, R ERA: 2.9	(1, 1)	6.0	W	23	5	3	3	6	0	0	0	0	0	3	57	86	4.50	0.833
41 Charlie Furbush, L ERA: 3.76	(7, 1)	0.1	H	1	0	0	0	1	0	0	0	0	0	0	5	7	0.00	0.000
40 Danny Farquhar, R ERA: 2.43	(7, 1)	0.2	H	4	0	0	0	1	1	0	0	0	1	0	13	20	0.00	1.500
31 Yoervis Medina, R ERA: 2.09	(8, 1)	1.0	H	4	0	0	0	2	1	0	0	0	0	0	9	17	0.00	1.000
56 Fernando Rodney, R ERA: 2.28	(9, 1)	1.0	S	4	1	0	0	0	0	0	0	0	0	0	7	8	0.00	1.000

PITCHER	IP	WLS	BF	H	R	ER	SO	BB	IBB	HBP	BLK	WP	HR	S	P	ERA	WHIP

BOTTOM

Batter	1	2	3	4	5	6	7	8	9	AB	R	H	RBI	BB	SO	LOB
16 Austin Jackson, R (1, 8) OBP: 0.327, SLG: 0.380	B SI 88 C SI 89 F SL 82 C SI 91 1-3 ① K	C SI 90 X SI 91 0-1 13 1B 2-3 1B	C SI 91 B SI 92 1 SAFE C SL 83 B SI 93 X SI 92 2-2 13 HR 1-2 1B	X SI 91 0-0 1-2 1B					4	1	3	0	0	1	0
13 Dustin Ackley, L (1, 7) OBP: 0.307, SLG: 0.414	B SI 90 F SI 89 F CH 80 B SI 92 X SI 90 2-2 ② F7	1 SAFE C SI 91 B SI 91 F SI 91 1 SAFE 1 SAFE B SI 92 1 SAFE B CH 82 3-2 1 SAFE X SI 92 22 G6-4-3 1-3 3-H 1B	B SI 91 B CH 82 X SI 92 2-0 1-H 2-H HR	C SI 90 B SI 91 X SI 91 1-1 ② L7					4	1	2	4	0	0	2
22 Robinson Canó, L (1, 4) OBP: 0.391, SLG: 0.465	B SI 90 C CH 81 S SI 90 B SI 91 X SI 91 2-2 ③ F7	1 SAFE F SI 92 1 SAFE X SI 92 0-1 ②③ G6-4-3 1-2f	B SI 91 X SI 92 1-0 21 G3-6-1 1B	C SI 91 X SI 91 0-1 ③ G3					4	0	1	0	0	0	4
21 Kendrys Morales, S (1, 3) OBP: 0.274, SLG: 0.332 99 James Jones, L (8, PR) OBP: 0.282, SLG: 0.306 20 Logan Morrison, L (9, 3) OBP: 0.291, SLG: 0.354		C SI 87 B CH 80 X CH 80 1-1 9 FC6 1B	C CH 80 B SI 90 B CH 81 X SI 90 2-1 ① G3	F SI 92 1 SAFE 1 SAFE B SI 91 B CH 82 X CH 81 2-1 ②③ G3-6-1 1-2f			C SI 90 B CH 83 S CH 84 B CH 85 F SI 91 F CU 74 F SI 91 B CH 84 B SI 90 4-2 9 S 28 S 9 2B BB		3 0 0	0 1 0	1 0 0	0 0 0	1 0 0	0 0 0	1 0 0
15 Kyle Seager, L (1, 5) OBP: 0.342, SLG: 0.465		C SI 90 X SI 90 0-1 ① L7	B SI 90 X SI 90 1-0 1B	C CU 73 X SI 91 0-1 ① F8			X SI 91 0-0 ① F9		4	0	1	0	0	0	2
28 Chris Denorfia, R (1, 10) OBP: 0.286, SLG: 0.313		C SI 90 B SL 84 F SL 83 B SI 92 T SI 92 2-2 ② K	S SI 91 1 SAFE X SI 91 0-1 ② F8	C SI 90 C SI 91 B SL 84 T SI 92 1-2 ② K			1 SAFE B SI 91 C FC 85 1 SAFE 1 SAFE 1 SAFE C SI 92 S SI 92 1-3 ② K 1-2		4	0	0	0	0	3	3
9 Endy Chavez, L (1, 9) OBP: 0.312, SLG: 0.377		C SI 90 S CH 82 X CH 82 0-2 ③ FC6 1-2f	F SI 90 X SI 91 0-1 ③ B5-3	B CH 82 F SI 91 B SI 91 X CH 82 2-1 ③ G1-3			D KC 80 S FC 85 B FC 84 S SI 92 X SI 92 2-2 2-H 2B		4	0	1	1	0	0	2
3 Mike Zunino, R (1, 2) OBP: 0.256, SLG: 0.409			X SL 82 0-0 ① F7	B SI 91 X SL 84 1-0 ① F8		C SI 88 S SL 82 B SI 90 B SL 82 S SL 83 2-3 ① K	C FC 86 C FC 87 X FC 84 0-2 ③ L6		4	0	0	0	0	1	2
5 Brad Miller, L (1, 6) OBP: 0.280, SLG: 0.335			C SI 88 X CH 80 0-1 16 1B 13 1B 2B	F SI 91 F SI 92 B SI 91 B CU 75 X SI 92 2-2 16 1B 13 HR 1B		C CU 72 B SI 90 B SI 91 B CH 82 X SI 92 3-1 16 1B 1B			3	2	3	0	0	0	0
Inning Stats	R: 0 E: 0 K: 1 S: 9 H: 0 LOB: 0 BB: 0 P: 14	R: 0 E: 0 K: 1 S: 10 H: 1 LOB: 1 BB: 0 P: 13	R: 1 E: 0 K: 0 S: 10 H: 3 LOB: 1 BB: 0 P: 13	R: 0 E: 0 K: 0 S: 7 H: 1 LOB: 1 BB: 0 P: 10	R: 3 E: 0 K: 0 S: 11 H: 4 LOB: 0 BB: 0 P: 21	R: 0 E: 0 K: 1 S: 7 H: 0 LOB: 0 BB: 0 P: 10	R: 0 E: 0 K: 1 S: 10 H: 2 LOB: 2 BB: 0 P: 16	R: 1 E: 0 K: 1 S: 15 H: 1 LOB: 2 BB: 1 P: 22		1B: 9 2B: 2 3B: 0 HR: 1	SF: 0 SAC: 0 DP: 2 HBP: 0				WP: 0 PB: 0 SB: 2 CS: 0	PA: 35	

PITCHER		IP	WLS	BF	H	R	ER	SO	BB	IBB	HBP	BLK	WP	HR	S	P	ERA	WHIP
57 Tanner Roark, R ERA: 2.91	(1, 1)	6.1	L	28	11	4	4	4	0	0	0	0	0	1	60	92	5.68	1.737
13 Jerry Blevins, L ERA: 5.21	(7, 1)	1.0		4	0	1	1	0	1	0	0	0	0	0	10	15	9.00	1.000
35 Craig Stammen, R ERA: 3.49	(8, 1)	0.2		3	1	0	0	1	0	0	0	0	0	0	9	12	0.00	1.500

PITCHER	IP	WLS	BF	H	R	ER	SO	BB	IBB	HBP	BLK	WP	HR	S	P	ERA	WHIP

Washington Nationals @ Seattle Mariners

Safeco Field, Seattle, WA

Sun Aug 31 2014, 1:13 PM - 4:07 PM PDT

Att. 26,221 - Partly Cloudy - 67 F

livebaseballscorecards.com

AB	34
R	5
H	12
RBI	5
BB	1
SO	5
LOB	16

Batter	1	2	3	4	5	6	7	8	9	AB	R	H	RBI	BB	SO	LOB
2 Denard Span, L (1, 8) OBP: 0.349, SLG: 0.416	B FF 89 B SI 91 B FF 90 C FF 90 C SI 90 X SI 91 3-2 ① L3		C SL 86 B SI 92 F SL 86 B SI 93 F SI 91 B CH 85 X CH 84 3-2 HR		1 SAFE X SI 90 0-0 1-H HR		C SI 95 X SI 94 0-1 ① F9		C SL 83 S CH 86 X FF 94 0-2 ② G3-1	5	2	2	3	0	0	1
6 Anthony Rendon, R (1, 5) OBP: 0.338, SLG: 0.469	C SI 91 B CH 84 B FF 92 C SL 86 B SI 91 C SI 91 3-3 ② K		C CH 86 C SI 92 F CH 85 X SI 92 0-2 25 S 1B		C SL 83 B FF 94 B SI 94 X FF 94 2-1 ② G4-3		B SI 96 X SI 96 1-0 19 S 19 FC5-2 2-H 2B		F SL 81 S SL 81 T SL 79 0-2 ③ K	5	0	2	1	0	2	0
28 Jayson Werth, R (1, 9) OBP: 0.383, SLG: 0.458	B SI 92 C SL 87 C CH 85 F SL 88 F SI 92 B SI 92 X SI 92 2-2 HR		C SI 90 B SI 90 C SI 89 S CH 84 1-3 ② K		B FF 95 B SL 84 B SI 94 B FF 95 4-0 25 S BB		C SL 88 B SI 95 B SI 96 B SI 95 C SI 96 B SI 96 4-2 19 FC5-2 19 S BB			2	1	1	1	2	1	1
25 Adam LaRoche, L (1, 3) OBP: 0.361, SLG: 0.437 19 Kevin Frandsen, R (7, PH) OBP: 0.308, SLG: 0.324 (7, 3)	C SI 91 B CH 85 F CH 86 X CH 85 1-2 ③ G4-3		1 SAFE B SI 90 B SI 90 X SI 90 2-0 ③ F7 1-2		B SI 94 F CH 88 F FF 94 1 SAFE B SL 86 B CH 90 X SL 84 3-2 ③ L7 1-2		B SI 95 B SI 95 X SI 95 2-0 ② FC5-2 1-3 2-H			3	0	0	0	0	0	2
										1	0	0	0	0	0	2
20 Ian Desmond, R (1, 6) OBP: 0.306, SLG: 0.424		B SL 86 B CH 84 X SI 90 2-0 ① G6-3		C SI 90 B SI 90 B SI 89 F SI 90 X FF 91 2-2 ① L3		C SI 91 S SL 83 F SI 91 X CU 80 0-2 1B	C SI 93 C FS 86 B FS 86 X SI 95 1-2 ③ G6-3			4	0	1	0	0	0	2
34 Bryce Harper, L (1, 7) OBP: 0.341, SLG: 0.421		B SI 91 B CH 84 C SI 92 F SI 91 S CH 84 2-3 ② K		B CH 86 F SI 91 F SI 91 F CH 85 X SL 86 1-2 ② P6		F FC 90 1 SAFE S FC 90 D CU 80 S CU 79 1-3 ① K		B FF 93 C FF 93 X FF 93 1-1 40 G6-4-3 1B		4	0	1	0	0	2	1
40 Wilson Ramos, R (1, 2) OBP: 0.316, SLG: 0.421		F SI 91 B SL 86 F SL 85 B SL 86 F SI 91 X CH 84 2-2 ③ G5-3		C SL 86 B SL 87 X SL 86 1-1 ③ G4-3		B SI 93 X SI 92 1-0 ② F9		S FF 92 T SL 80 F FF 94 B SL 81 X SL 80 1-2 ① ② G6-4-3 1-2f		4	0	0	0	0	0	2
3 Asdrúbal Cabrera, S (1, 4) OBP: 0.312, SLG: 0.397			C SI 92 B SI 91 F CH 84 B CH 84 F CH 85 F SI 91 X CH 86 2-2 HR		S SI 90 B SI 90 B SL 86 F SI 90 B SI 91 D FF 91 4-2 2 HR BB		B SI 92 C FC 89 B CH 84 B FC 89 F FC 90 F FC 90 X FC 89 3-2 ③ G4-3		B FF 92 X FF 91 1-0 ③ F9	3	2	1	1	1	0	1
47 Gio González, R (1, 1) OBP: 0.108, SLG: 0.216 22 Drew Storen, S (7, 1) 46 Matt Thornton, L (7, 1) 36 Tyler Clippard, R (8, 1) 17 Nate Schierholtz, L (9, PH) OBP: 0.226, SLG: 0.302 29 Rafael Soriano, R (9, 1)			C SI 91 F SL 87 B SL 88 X SI 91 1-2 ① G5-3		L SI 90 1 SAFE L SI 90 1 SAFE B SI 90 B SI 90 M SI 90 1 SAFE 2-3 ① K		C SI 93 X SI 94 0-1 6 2B 2B		B FF 93 C SL 81 F FF 94 X FF 95 1-2 ① G1-3	3 0 0 0 1 0	1 0 0 0 0 0	1 0 0 0 0 0	0 0 0 0 0 0	0 0 0 0 0 0	1 0 0 0 0 0	1 0 0 0 0 0
Inning Stats	R: 1 E: 0 K: 1 S: 14 H: 1 LOB: 0 BB: 0 P: 23	R: 0 E: 0 K: 1 S: 8 H: 0 LOB: 0 BB: 0 P: 14	R: 2 E: 0 K: 1 S: 20 H: 3 LOB: 1 BB: 0 P: 29	R: 0 E: 0 K: 0 S: 9 H: 0 LOB: 0 BB: 0 P: 13	R: 2 E: 0 K: 1 S: 11 H: 1 LOB: 1 BB: 2 P: 26	R: 0 E: 0 K: 1 S: 12 H: 1 LOB: 1 BB: 0 P: 17	R: 1 E: 0 K: 0 S: 11 H: 2 LOB: 2 BB: 1 P: 19	R: 0 E: 0 K: 0 S: 7 H: 1 LOB: 0 BB: 0 P: 10	R: 0 E: 0 K: 1 S: 9 H: 0 LOB: 0 BB: 0 P: 10	1B: 3 2B: 2 3B: 0 HR: 4 SF: 0 SAC: 0 DP: 1 HBP: 0						

PITCHER		IP	WLS	BF	H	R	ER	SO	BB	IBB	HBP	BLK	WP	HR	S	P	ERA	WHIP
55 Roberto Hernandez, R ERA: 4.0	(1, 1)	4.1	L	19	5	5	5	4	1	0	0	0	0	4	57	91	10.38	1.385
54 Chris Perez, R ERA: 4.95	(5, 1)	0.2		3	0	0	0	0	1	0	0	0	0	0	5	14	0.00	1.500
28 Jamey Wright, R ERA: 3.84	(6, 1)	1.0		4	1	0	0	1	0	0	0	0	0	0	12	17	0.00	1.000
43 Brandon League, R ERA: 2.67	(7, 1)	1.0		6	2	1	1	0	1	0	0	0	0	0	11	19	9.00	3.000
63 Yimi García, R ERA:	(8, 1)	2.0		6	1	0	0	1	0	0	0	0	0	0	16	20	0.00	0.500

PITCHER	IP	WLS	BF	H	R	ER	SO	BB	IBB	HBP	BLK	WP	HR	S	P	ERA	WHIP

TOP

Washington Nationals @ Los Angeles Dodgers

Dodger Stadium, Los Angeles, CA

Mon Sep 01 2014, 5:12 PM - 8:22 PM PDT

Att. 41,857 - Clear - 82 F

livebaseballscorecards.com

AB	35
R	6
H	9
RBI	6
BB	3
SO	6
LOB	13

BOTTOM

Washington Nationals @ Los Angeles Dodgers
Dodger Stadium, Los Angeles, CA
Mon Sep 01 2014, 5:12 PM - 8:22 PM PDT
Att. 41,857 - Clear - 82 F

livebaseballscorecards.com

Batter	1	2	3	4	5	6	7	8	9	AB	R	H	RBI	BB	SO	LOB
9 Dee Strange-Gordon, L (1, 4) OBP: 0.327, SLG: 0.376	B1-3		G3-1			B3		G4-3		4	0	0	0	0	0	0
13 Hanley Ramirez, R (1, 6) OBP: 0.356, SLG: 0.442	G5-3		K			G6-3		G4-3		4	0	0	0	0	1	0
23 Adrián González, L (1, 3) OBP: 0.336, SLG: 0.462	27 HR BB		G3			F7		G4-3		3	1	0	0	1	0	0
27 Matt Kemp, R (1, 9) OBP: 0.346, SLG: 0.475	1-H HR			G5-3			66 FC6-4 5 1B 33 1B 1B		K	4	2	2	2	0	1	0
33 Scott Van Slyke, R (1, 7) OBP: 0.377, SLG: 0.508	K			G6-3			1-2 66 FC6-4 1B		F8	4	0	1	0	0	1	0
66 Yasiel Puig, R (1, 8) OBP: 0.383, SLG: 0.486		G4-3		G4-3			FC6-4 5 1B 1-2f 2-3		5 DI 5 1B BB	3	1	0	0	1	0	2
5 Juan Uribe, R (1, 5) OBP: 0.323, SLG: 0.415		K	G3-1				L8		3 1B 1-H 1B	4	0	2	2	0	1	0
17 A.J. Ellis, R (1, 2) OBP: 0.330, SLG: 0.243 3 Carl Crawford, L (9, PH) OBP: 0.307, SLG: 0.361		BB	L9						1-3 1B	2 1	0 0	0 1	0 0	1 0	0 0	2 0
55 Roberto Hernandez, R (1, 1) 54 Chris Perez, R (8, 1) 7 Alex Guerrero, R (9, PH) 28 Jamey Wright, R (8, 1) 43 Brandon League, R (7, 1) 16 Andre Ethier, L (7, PH) 10 Justin Turner, R (7, PH) 63 Yimi García, R (8, 1) 65 Joc Pederson, L (9, PH)		G4-3	K				K		K	1 0 1 0 0 0 1 0 1	0 0 0 0 0 0 0 0 0	0 0 0 0 0 0 0 0 0	0 0 1 0 0 0 1 0 1	0 0 0 0 0 0 0 0 0	0 0 0 0 0 0 0 0 0	1 0 0 0 0 0 0 0 0	1 0 0 0 0 0 2 0 2
Inning Stats	R: 2 E: 0 K: 1 S: 11 H: 1 LOB: 0 BB: 1 P: 19	R: 0 E: 0 K: 1 S: 7 H: 0 LOB: 1 BB: 1 P: 12	R: 0 E: 0 K: 1 S: 7 H: 0 LOB: 0 BB: 0 P: 10	R: 0 E: 0 K: 0 S: 5 H: 0 LOB: 0 BB: 0 P: 8	R: 0 E: 0 K: 1 S: 7 H: 0 LOB: 0 BB: 0 P: 10	R: 0 E: 0 K: 0 S: 5 H: 0 LOB: 0 BB: 0 P: 8	R: 1 E: 0 K: 1 S: 15 H: 3 LOB: 2 BB: 0 P: 17	R: 0 E: 0 K: 0 S: 9 H: 0 LOB: 0 BB: 0 P: 16	R: 1 E: 0 K: 2 S: 15 H: 2 LOB: 2 BB: 1 P: 24	1B: 5 2B: 0 3B: 0 HR: 1	SF: 0 SAC: 0 DP: 0 HBP: 0					

	AB	33
	R	4
	H	6
	RBI	4
	BB	3
	SO	7
	LOB	9

WP: 0 PB: 0 SB: 0 CS: 0 PA: 36

PITCHER		IP	WLS	BF	H	R	ER	SO	BB	IBB	HBP	BLK	WP	HR	S	P	ERA	WHIP
47 Gio González, L ERA: 3.89	(1, 1)	6.0	W	23	3	3	3	4	2	0	0	0	0	1	48	74	4.50	0.833
22 Drew Storen, R ERA: 1.41	(7, 1)	0.2	H	3	1	0	0	0	0	0	0	0	0	0	6	6	0.00	1.500
46 Matt Thornton, L ERA: 1.91	(7, 1)	0.1	H	1	0	0	0	1	0	0	0	0	0	0	3	4	0.00	0.000
36 Tyler Clippard, R ERA: 1.82	(8, 1)	1.0	H	3	0	0	0	0	0	0	0	0	0	0	9	16	0.00	0.000
29 Rafael Soriano, R ERA: 2.63	(9, 1)	1.0	S	6	2	1	1	2	1	0	0	0	0	0	15	24	9.00	3.000

PITCHER	IP	WLS	BF	H	R	ER	SO	BB	IBB	HBP	BLK	WP	HR	S	P	ERA	WHIP

Batter	1	2	3	4	5	6	7	8	9	AB	R	H	RBI	BB	SO	LOB
6 Anthony Rendon, R (1, 5) OBP: 0.338, SLG: 0.468	B FF 93 B SL 90 B FF 94 C FF 94 F FF 95 X FF 94 3-2 ① G5-3		X SL 88 0-0 ② G5-3			C FF 93 C CU 74 B FF 94 X SL 89 1-2 ① G6-3		C FF 93 X CU 74 0-1 3 FC6-4 1B		4	0	1	0	0	0	0
3 Asdrúbal Cabrera, S (1, 4) OBP: 0.311, SLG: 0.395	X FF 95 0-0 ② P4		B FF 93 S SL 90 B SL 89 B SL 89 F FF 94 F SL 90 B FF 94 4-2 BB			F SL 88 X SL 89 0-1 ② G5-3		C FF 93 X SL 87 0-1 ③ FC6-4 1-2f		3	0	0	0	1	0	1
28 Jayson Werth, R (1, 9) OBP: 0.382, SLG: 0.455	B FF 95 C SL 90 B CU 74 B SL 90 C FF 96 B SL 92 4-2 BB		C FF 94 1 SAFE B CU 75 X FF 94 1-1 ③ L6			C SL 88 C CU 75 B SL 90 F SL 89 B SL 90 S CU 75 2-3 ③ K2-3			C FC 94 B FC 94 C FC 94 B FC 96 X FC 93 2-2 E6 34 DI	3	0	0	0	1	1	1
20 Ian Desmond, R (1, 6) OBP: 0.304, SLG: 0.421	C FF 95 F FF 94 B FF 95 C CU 75 1-3 ③ K			X FF 92 0-0 ① F9			F FF 92 C CU 72 F CU 74 B FF 94 B SL 91 S FF 94 2-3 ① K		1 SAFE C FC 92 F FC 93 S FC 94 0-3 ① K	4	0	0	0	0	3	2
40 Wilson Ramos, R (1, 2) OBP: 0.315, SLG: 0.418		X FF 93 0-0 1B		F FF 92 F SL 89 B FF 93 X CU 74 1-2 ② P4			C FF 93 X SL 89 0-1 ② G6-3		F FC 94 S FC 94 S FC 95 0-3 ② K	4	0	1	0	0	1	1
34 Bryce Harper, L (1, 8) OBP: 0.340, SLG: 0.430		B FF 94 S FF 94 S FF 94 B FF 94 X FF 94 2-2 ① P6		S FF 94 S CU 74 B FF 94 S CU 75 1-3 ③ K			X FF 94 0-0 HR		F FC 96 C FC 96 F FC 96 S FF 97 0-3 ③ K 1-2	4	1	1	1	0	2	2
7 Scott Hairston, R (1, 7) OBP: 0.267, SLG: 0.328		C FF 94 B CU 74 X FF 94 1-1 ② P3			C FF 92 C FF 92 B CU 76 S CU 75 1-3 ① K		F FF 93 X FF 93 0-1 ③ G6-3			3	0	0	0	0	1	1
19 Kevin Frandsen, R (1, 3) OBP: 0.303, SLG: 0.319		F FF 94 B SL 90 X SL 88 1-1 ③ G5-3			C FF 93 C CU 74 F SL 89 B FF 94 X CU 75 1-2 ② F7			F SL 85 S SL 89 X SL 86 0-2 ① P5		3	0	0	0	0	0	1
58 Doug Fister, L (1, 1) OBP: 0.075, SLG: 0.075 48 Ross Detwiler, R (6, 1) 30 Aaron Barrett, R (7, 1) 12 Tyler Moore, R (8, PH) OBP: 0.291, SLG: 0.366 31 Xavier Cedeño, L (8, 1)			C FF 92 B FF 93 S FF 93 F FF 93 F CU 72 F FF 93 F SL 89 S FF 94 1-3 ① K		B FF 94 C FF 94 F FF 93 B CU 74 F FF 93 B FF 94 F FF 94 S FF 94 3-3 ③ K			F FF 92 B CU 71 C SL 87 S CU 75 1-3 ② K		2 0 0 1 0	0 0 0 0 0	0 0 0 0 0	0 0 0 0 0	2 0 0 1 0	0 0 0 0 0
Inning Stats	R: 0 E: 0 K: 1 S: 9 H: 0 LOB: 1 BB: 1 P: 17	R: 0 E: 0 K: 0 S: 8 H: 1 LOB: 1 BB: 0 P: 12	R: 0 E: 0 K: 1 S: 13 H: 0 LOB: 1 BB: 1 P: 19	R: 0 E: 0 K: 1 S: 7 H: 0 LOB: 0 BB: 0 P: 9	R: 0 E: 0 K: 2 S: 12 H: 0 LOB: 0 BB: 0 P: 17	R: 0 E: 0 K: 1 S: 9 H: 0 LOB: 0 BB: 0 P: 12	R: 1 E: 0 K: 1 S: 9 H: 1 LOB: 0 BB: 0 P: 11	R: 0 E: 0 K: 1 S: 10 H: 1 LOB: 1 BB: 0 P: 11	R: 0 E: 1 K: 3 S: 13 H: 0 LOB: 1 BB: 0 P: 15	1B: 2 2B: 0 3B: 0 HR: 1 SF: 0 SAC: 0 DP: 0 HBP: 0						

PITCHER		IP	WLS	BF	H	R	ER	SO	BB	IBB	HBP	BLK	WP	HR	S	P	ERA	WHIP
22 Clayton Kershaw, L ERA: 1.7	(1, 1)	8.0	W	29	3	1	1	8	2	0	0	0	0	1	77	108	1.12	0.625
74 Kenley Jansen, R ERA: 2.77	(9, 1)	1.0	S	4	0	0	0	3	0	0	0	0	0	0	13	15	0.00	0.000

PITCHER	IP	WLS	BF	H	R	ER	SO	BB	IBB	HBP	BLK	WP	HR	S	P	ERA	WHIP

TOP

Washington Nationals @ Los Angeles Dodgers

Dodger Stadium, Los Angeles, CA

Tue Sep 02 2014, 7:12 PM - 9:50 PM PDT

Att. 43,352 - Clear - 76 F

livebaseballscorecards.com

AB	31
R	1
H	3
RBI	1
BB	2
SO	11
LOB	9

Batter	1	2	3	4	5	6	7	8	9	AB	R	H	RBI	BB	SO	LOB
9 Dee Strange-Gordon, L (1, 4) OBP: 0.326, SLG: 0.375	B SI 88 C FF 89 C SI 89 C SI 90 1-3 K ①		B SI 87 C SI 88 F SI 88 F FF 86 X SI 89 1-2 F8 ①		B FC 86 C SI 87 B CH 79 X SI 89 2-1 1-3 23 E 1B	X SI 94 0-0 FC1-2 ① 13 G5-4-3 1-2 2-3 3-Hf				4	1	1	0	0	1	3
13 Hanley Ramirez, R (1, 6) OBP: 0.352, SLG: 0.438 72 Miguel Rojas, R (8, 6) OBP: 0.259, SLG: 0.242	C SI 90 B SI 90 X SI 90 1-1 G3 ②		X FC 84 0-0 G6-3 ②		B FC 84 X PO 91 1-0 G6-3 ②	F FF 95 S SL 81 B FF 96 B FF 96 F SL 81 X FF 96 2-2 G5-4-3 ②③ 1-2f				4 0	0 0	0 0	0 0	0 0	0 0	5 0
23 Adrián González, L (1, 3) OBP: 0.339, SLG: 0.463	B FF 90 B SI 90 S SI 90 S SI 91 B FC 87 4-1 BB		C SI 88 B SI 88 S FC 86 F SI 89 F FF 87 X SI 89 1-2 G5-3 ③		B FC 87 C CH 79 F SI 90 F SI 90 F CU 74 X SI 90 1-2 E6 2-H 3-H 1B		C FF 94 F FF 95 B SL 81 B FF 94 F FF 94 F FF 95 X FF 95 2-2 3 FC6-4 1B			3	0	2	1	1	0	0
27 Matt Kemp, R (1, 9) OBP: 0.346, SLG: 0.475	X SI 89 0-0 L8 ③			B SI 86 F SI 87 B SI 90 B SI 89 X SI 89 3-1 3 1B 2B	C FF 91 F SI 90 X SI 92 0-2 G6-3 ③		C SI 94 B SL 80 F FF 94 B FF 94 X SL 80 2-2 L9 ①			4	0	1	0	0	0	3
3 Carl Crawford, L (1, 7) OBP: 0.310, SLG: 0.363		F SI 88 X SI 88 0-1 G4-3 ①		X SI 88 0-0 5 FC6-4 2-H 1B		C SI 85 S FC 84 F FF 86 X CH 78 0-2 5 HR 1B	X FF 94 0-0 FC6-4 ② 5 S 1-2f			4	1	2	0	0	0	1
5 Juan Uribe, R (1, 5) OBP: 0.322, SLG: 0.423		B FF 86 B SI 89 F SI 89 B FF 90 X SI 90 3-1 P3 ②		B FC 84 1 SAFE X SI 88 1-0 FC6-4 ② 1-2f		1 SAFE X SI 89 0-0 1-H HR	C SL 86 F SL 87 S SI 95 0-3 K ③ 1-2			4	1	1	2	0	1	2
65 Joc Pederson, L (1, 8) OBP: 0.400, SLG: 0.250		B SI 90 B FC 86 F SI 90 C SI 90 X FF 89 2-2 17 1B 1B	C CH 78 S FC 86 D CU 73 B FF 88 B SI 90 S CH 78 3-3 K ③			B FF 88 B CH 80 B SI 90 C SI 88 B CH 79 4-1 22 SH 17 1B 9 FC1-2 BB		X FF 92 0-0 G4-3 ①		3	0	1	0	1	1	1
17 A.J. Ellis, R (1, 2) OBP: 0.332, SLG: 0.248		C SI 90 F SI 89 F SI 90 1 SAFE X FC 84 0-2 1-2 1B			C SI 87 F SI 87 X SI 88 0-2 G6-3 ①	B SI 89 C FC 84 1 SAFE F SI 88 B SI 88 F SI 88 F SI 88 F SI 88 X SI 90 2-2 9 FC1-2 22 SH 1-2 1B		C FF 92 F CU 83 B FF 92 X FF 92 1-2 F8 ②		4	0	2	0	0	0	0
22 Clayton Kershaw, L (1, 1) OBP: 0.246, SLG: 0.173 10 Justin Turner, R (8, PH) OBP: 0.391, SLG: 0.445 74 Kenley Jansen, S (9, 1)		X FC 87 0-0 L5 ③			B SI 88 B SI 88 B SI 88 C SI 87 C SI 89 X FC 84 3-2 9 1B 23 1B 1B	X FF 93 0-0 SH 9 FC1-2 1-2 2-3		B FF 93 C FF 92 F FF 91 B FF 92 F FF 92 X FF 92 2-2 L9 ③		2 1 0	1 0 0	1 0 0	0 0 0	0 0 0	0 0 0	2 0 0
Inning Stats	R: 0 E: 0 K: 1 S: 7 H: 0 LOB: 1 BB: 1 P: 13	R: 0 E: 0 K: 0 S: 12 H: 2 LOB: 2 BB: 0 P: 17	R: 0 E: 0 K: 0 S: 10 H: 0 LOB: 0 BB: 0 P: 12	R: 0 E: 0 K: 1 S: 7 H: 2 LOB: 1 BB: 0 P: 14	R: 2 E: 1 K: 0 S: 17 H: 3 LOB: 1 BB: 0 P: 24	R: 2 E: 0 K: 0 S: 18 H: 3 LOB: 2 BB: 1 P: 26	R: 0 E: 0 K: 1 S: 12 H: 1 LOB: 1 BB: 0 P: 16	R: 0 E: 0 K: 0 S: 8 H: 0 LOB: 0 BB: 0 P: 11		1B: 9 2B: 1 3B: 0 HR: 1	SF: 0 SAC: 1 DP: 1 HBP: 0			WP: 0 PB: 0 SB: 1 CS: 0	PA: 36	

BOTTOM

Washington Nationals @ Los Angeles Dodgers

Dodger Stadium, Los Angeles, CA

Tue Sep 02 2014, 7:12 PM - 9:50 PM PDT

Att. 43,352 - Clear - 76 F

livebaseballscorecards.com

AB	33
R	4
H	11
RBI	3
BB	2
SO	3
LOB	17

PITCHER		IP	WLS	BF	H	R	ER	SO	BB	IBB	HBP	BLK	WP	HR	S	P	ERA	WHIP
58 Doug Fister, R ERA: 2.66	(1, 1)	5.0	L	26	10	4	3	2	2	0	0	0	0	1	65	98	5.40	2.400
48 Ross Detwiler, L ERA: 3.95	(6, 1)	1.2		6	1	0	0	0	0	0	0	0	0	0	15	21	0.00	0.600
30 Aaron Barrett, R ERA: 3.18	(7, 1)	0.1		1	0	0	0	1	0	0	0	0	0	0	3	3	0.00	0.000
31 Xavier Cedeño, L ERA:	(8, 1)	1.0		3	0	0	0	0	0	0	0	0	0	0	8	11	0.00	0.000

PITCHER	IP	WLS	BF	H	R	ER	SO	BB	IBB	HBP	BLK	WP	HR	S	P	ERA	WHIP

TOP

Washington Nationals @ Los Angeles Dodgers
Dodger Stadium, Los Angeles, CA
Wed Sep 03 2014, 12:11 PM - 5:45 PM PDT
Att. 38,404 - Sunny - 76 F

livebaseballscorecards.com

Batter	1	2	3	4	5	6	7	8	9	10	11	12	13	14	AB	R	H	RBI	BB	SO	LOB
2 Denard Span, L (1, 8) OBP: 0.348, SLG: 0.413	G3		L8		G4-3			28 BB	1B		G3		B3		6	0	1	1	1	0	2
6 Anthony Rendon, R (1, 5) OBP: 0.336, SLG: 0.462	G5-3		F9			F9		K	P6			34 1B 28 1B 25 1B BB	K		6	1	0	0	1	2	2
28 Jayson Werth, R (1, 9) OBP: 0.384, SLG: 0.455	BB		1B			G6-3		BB		F8		34 1B 25 1B 1B		K	5	1	2	0	2	1	0
20 Ian Desmond, R (1, 6) OBP: 0.301, SLG: 0.415	K		G1-3			K		L8		K2-3		K		E6 25 WP 34 BB 25 FC6-4	7	1	0	0	0	4	6
34 Bryce Harper, L (1, 7) OBP: 0.345, SLG: 0.431		59 L9 12 1B 1B		G4-3			F7		25 HR 1B	K		25 1B 1B		25 FC6-4 BB	6	1	3	0	1	1	0
12 Tyler Moore, R (1, 3) OBP: 0.293, SLG: 0.365		27 FC6-4 1B		G6-3			K		1-H HR		19 G5-3 3 SH3-4 HBP			FC6-4 3 HR	3	0	1	0	0	1	0
25 Adam LaRoche, L (9, PH) OBP: 0.364, SLG: 0.446															3	2	2	5	0	0	1
(9, 3)				F9			59 FC4-6 1B		P5		SH3-4	F9			6	1	2	2	0	1	4
3 Asdrúbal Cabrera, S (1, 4) OBP: 0.312, SLG: 0.400	K	L9			G4-3		FC4-6		21 G6-3 21 S 2 1B 1B		19 G5-3 BB	G3-1		F9	4	0	1	0	0	0	3
59 Jose Lobaton, S (1, 2) OBP: 0.293, SLG: 0.307		1-2f			K		1-2f	K	G6-3		G5-3		G3	HR	0	1	0	0	0	0	0
8 Danny Espinosa, S (9, PR) OBP: 0.279, SLG: 0.357									1-3		1-2 2-3				2	0	0	0	1	0	2
41 Sandy León, S (9, 2) OBP: 0.239, SLG: 0.230																					
27 Jordan Zimmermann, R (1, 1) ERA: 3.98															2	0	0	0	0	1	2
46 Matt Thornton, L (7, 1) ERA: 1.21															0	0	0	0	0	0	0
7 Scott Hairston, R (8, 1) ERA: 0															1	0	0	0	0	0	0
17 Nate Schierholtz, L (8, 1) ERA: 4.89															0	0	0	0	0	0	0
22 Drew Storen, R (8, 1) ERA: 3.2															0	0	0	0	0	0	0
21 Steven Souza Jr., R (8, 1) ERA: 4.5															0	0	0	0	0	0	0
29 Rafael Soriano, R (8, 1) ERA: 0															0	0	0	0	0	0	0
35 Craig Stammen, R (9, 1) ERA: 2.25															0	0	0	0	0	0	0
31 Xavier Cedeño, L (9, 1) ERA: 0															0	0	0	0	0	0	0
30 Aaron Barrett, R (9, 1) ERA: 0															0	0	0	0	0	0	0
19 Kevin Frandsen, R (9, 1) ERA: 0															0	0	0	0	0	0	0
13 Jerry Blevins, L (9, 1) ERA: 0															0	0	0	0	0	0	0
Inning Stats	R: 0 E: 0 K: 1 S: 7 H: 0 LOB: 1 BB: 1 P: 12	R: 0 E: 0 K: 1 S: 12 H: 2 LOB: 2 BB: 0 P: 16	R: 0 E: 0 K: 0 S: 9 H: 1 LOB: 1 BB: 0 P: 14	R: 0 E: 0 K: 0 S: 9 H: 0 LOB: 0 BB: 0 P: 16	R: 0 E: 0 K: 1 S: 9 H: 0 LOB: 0 BB: 0 P: 10	R: 0 E: 0 K: 1 S: 6 H: 0 LOB: 0 BB: 0 P: 9	R: 0 E: 0 K: 1 S: 11 H: 1 LOB: 1 BB: 0 P: 16	R: 0 E: 0 K: 2 S: 16 H: 0 LOB: 2 BB: 2 P: 28	R: 3 E: 0 K: 0 S: 19 H: 4 LOB: 1 BB: 0 P: 29	R: 0 E: 0 K: 2 S: 8 H: 0 LOB: 0 BB: 0 P: 11	R: 0 E: 0 K: 0 S: 10 H: 0 LOB: 2 BB: 1 P: 17	R: 2 E: 0 K: 1 S: 16 H: 3 LOB: 2 BB: 1 P: 29	R: 0 E: 0 K: 1 S: 6 H: 0 LOB: 0 BB: 0 P: 10	R: 3 E: 1 K: 1 S: 13 H: 1 LOB: 0 BB: 1 P: 23	1B: 10 2B: 0 3B: 0 HR: 2	SF: 0 SAC: 1 DP: 0 HBP: 1	PA: 62					

PITCHER	IP	WLS	BF	H	R	ER	SO	BB	IBB	HBP	BLK	WP	HR	S	P	ERA	WHIP
77 Carlos Frías, R (1, 1) ERA: 3.98	6.0		22	3	0	0	4	1	0	0	0	0	0	52	77	0.00	0.667
56 J.P. Howell, L (7, 1) ERA: 1.21	1.0		4	1	0	0	1	0	0	0	0	0	0	11	16	0.00	1.000
0 Brian Wilson, R (8, 1) ERA: 4.89	0.2	H	3	0	0	0	2	1	0	0	0	0	0	12	20	0.00	1.500
74 Kenley Jansen, R (8, 1) ERA: 3.2	1.0	B	8	4	3	3	0	1	0	0	0	0	1	19	32	27.00	5.000
52 Pedro Báez, R (9, 1) ERA: 1.69	1.1		4	0	0	0	2	0	0	0	0	0	0	12	16	0.00	0.000

PITCHER	IP	WLS	BF	H	R	ER	SO	BB	IBB	HBP	BLK	WP	HR	S	P	ERA	WHIP
28 Jamey Wright, R (11, 1) ERA: 3.78	1.0		5	0	0	0	0	1	0	1	0	0	0	10	17	0.00	1.000
43 Brandon League, R (12, 1) ERA: 2.95	1.0		7	3	2	2	1	1	0	0	0	0	0	16	29	18.00	4.000
35 Kevin Correia, R (13, 1) ERA: 5.05	2.0	L	9	1	3	0	2	1	0	0	0	1	1	19	33	0.00	1.000

AB	54
R	8
H	12
RBI	8
BB	6
SO	12
LOB	25

WP: 1 PB: 0 SB: 1 CS: 0

BOTTOM

Batter	1	2	3	4	5	6	7	8	9	10	11	12	13	14	AB	R	H	RBI	BB	SO	LOB
9 Dee Strange-Gordon, L (1, 4) OBP: 0.326, SLG: 0.374	P2		K			L4-3 1-1		66 CS 1B		66 1B 1-2 1B	K		B1-3		7	0	2	0	0	2	5
66 Yasiel Puig, R (1, 9) OBP: 0.381, SLG: 0.483	B5-3			K		1B		G6-3 1-2		1-2 2-3 1B		F7		G4-3	7	0	2	0	0	1	1
23 Adrián González, L (1, 3) OBP: 0.337, SLG: 0.459	F8			F7		P4			L9	K		G1-3		1B	7	0	1	0	0	1	4
13 Hanley Ramirez, R (1, 6) OBP: 0.350, SLG: 0.434	G1-4-3			K			L8		10 E BB	K		3 HR 1B		K	3	0	0	0	0	1	0
72 Miguel Rojas, R (9, 6) OBP: 0.259, SLG: 0.242															0	0	0	0	0	0	0
16 Andre Ethier, L (9, PH) OBP: 0.315, SLG: 0.372															0	1	0	0	1	0	0
5 Juan Uribe, R (10, 5) OBP: 0.322, SLG: 0.422															3	1	1	0	0	2	4
3 Carl Crawford, L (1, 7) OBP: 0.313, SLG: 0.378		K	G6-3		G6-3		10 HR 2B		K		65 SH5-4 10 1B 1B	1-H HR		G6-3	7	2	3	2	0	2	2
10 Justin Turner, R (1, 5) (10, 6) OBP: 0.394, SLG: 0.458	1B		K		K		2-H HR		E9 1-H		65 SH5-4 1B	K			6	1	3	2	0	2	0
65 Joc Pederson, L (1, 8) OBP: 0.400, SLG: 0.250		K	BB				K		K		SH5-4 1-2 2-3		31 G6-3 31 E 1B		4	0	1	0	1	3	2
26 Tim Federowicz, R (1, 2) OBP: 0.162, SLG: 0.219			P3		K2-3		K			G5-3	IBB		K		3	0	0	0	0	2	1
74 Kenley Jansen, S (8, 1)															0	0	0	0	0	0	0
52 Pedro Báez, R (9, 1)															0	0	0	0	0	0	0
7 Alex Guerrero, R (10, PH)															1	0	0	0	0	0	0
28 Jamey Wright, R (11, 1)															0	0	0	0	0	0	0
27 Matt Kemp, R (11, PH) OBP: 0.347, SLG: 0.475															0	0	0	0	1	0	0
43 Brandon League, R (12, 1)															0	0	0	0	0	0	0
35 Kevin Correia, R (13, 1) OBP: 0.300, SLG: 0.400															1	0	0	0	0	1	1
77 Carlos Frías, R (1, 1)			K			9 L4-3 BB		P2		P2	F5		G6-3 1-3		1	0	0	0	0	1	0
30 Darwin Barney, R (6, PR) OBP: 0.277, SLG: 0.324															0	0	0	0	1	0	0
56 J.P. Howell, L (7, 1)															0	0	0	0	0	0	0
0 Brian Wilson, R (8, 1)															0	0	0	0	0	0	0
17 A.J. Ellis, R (8, 2) OBP: 0.333, SLG: 0.247															1	0	0	0	1	0	0
11 Erisbel Arruebarrena, R (10, PR) OBP: 0.313, SLG: 0.286															0	0	0	0	0	0	0
31 Drew Butera, R (11, 2) OBP: 0.261, SLG: 0.297															2	0	0	0	0	0	4
Inning Stats	R: 0 E: 0 K: 0 S: 7 H: 0 LOB: 0 BB: 0 P: 10	R: 0 E: 0 K: 2 S: 11 H: 1 LOB: 1 BB: 0 P: 14	R: 0 E: 0 K: 2 S: 12 H: 0 LOB: 0 BB: 0 P: 16	R: 0 E: 0 K: 2 S: 9 H: 0 LOB: 0 BB: 0 P: 12	R: 0 E: 0 K: 2 S: 9 H: 0 LOB: 1 BB: 1 P: 17	R: 0 E: 0 K: 0 S: 8 H: 1 LOB: 1 BB: 1 P: 14	R: 2 E: 0 K: 2 S: 14 H: 2 LOB: 0 BB: 0 P: 19	R: 0 E: 0 K: 0 S: 4 H: 1 LOB: 0 BB: 0 P: 5	R: 1 E: 1 K: 2 S: 16 H: 0 LOB: 1 BB: 1 P: 22	R: 0 E: 0 K: 2 S: 19 H: 2 LOB: 3 BB: 1 P: 29	R: 0 E: 0 K: 1 S: 16 H: 2 LOB: 3 BB: 1 P: 23	R: 2 E: 0 K: 1 S: 13 H: 2 LOB: 0 BB: 0 P: 20	R: 0 E: 1 K: 1 S: 10 H: 1 LOB: 1 BB: 0 P: 12	R: 0 E: 0 K: 1 S: 10 H: 1 LOB: 1 BB: 0 P: 14	1B: 10 2B: 2 3B: 0 HR: 2	SF: 0 SAC: 1 DP: 1 HBP: 0	WP: 0 PB: 0 SB: 0 CS: 1	PA: 59					

PITCHER	IP	WLS	BF	H	R	ER	SO	BB	IBB	HBP	BLK	WP	HR	S	P	ERA	WHIP
27 Jordan Zimmermann, R (1, 1) ERA: 2.93	6.1		24	4	2	2	8	2	0	0	0	0	1	64	94	2.84	0.947
46 Matt Thornton, L (7, 1) ERA: 1.87	0.2		2	0	0	0	2	0	0	0	0	0	0	6	8	0.00	0.000
22 Drew Storen, R (8, 1) ERA: 1.38	1.0		3	1	0	0	0	0	0	0	0	0	0	4	5	0.00	1.000
29 Rafael Soriano, R (9, 1) ERA: 2.59	1.0	B	5	0	1	0	2	1	0	0	0	0	0	16	22	0.00	1.000
35 Craig Stammen, R (10, 1) ERA: 3.48	0.1		4	2	0	0	0	1	0	0	0	0	0	10	18	0.00	9.000

PITCHER	IP	WLS	BF	H	R	ER	SO	BB	IBB	HBP	BLK	WP	HR	S	P	ERA	WHIP
31 Xavier Cedeño, L (10, 1) ERA:	0.1		1	0	0	0	1	0	0	0	0	0	0	5	6	0.00	0.000
30 Aaron Barrett, R (10, 1) ERA: 3.15	0.1		1	0	0	0	1	0	0	0	0	0	0	4	5	0.00	0.000
13 Jerry Blevins, L (11, 1) ERA: 5.11	1.0		6	2	0	0	1	0	1	0	0	0	0	16	23	0.00	2.000
36 Tyler Clippard, R (12, 1) ERA: 2.09	1.0	B	5	2	2	2	1	0	0	0	0	0	1	13	20	18.00	2.000
64 Blake Treinen, R (13, 1) ERA: 2.23	2.0	W	8	2	0	0	2	0	0	0	0	0	0	20	26	0.00	1.000

Washington Nationals @ Los Angeles Dodgers

Dodger Stadium, Los Angeles, CA

Wed Sep 03 2014, 12:11 PM - 5:45 PM PDT

Att. 38,404 - Sunny - 76 F

livebaseballscorecards.com

AB	53
R	5
H	13
RBI	4
BB	5
SO	18
LOB	24

Batter	1	2	3	4	5	6	7	8	9	10	11	AB	R	H	RBI	BB	SO	LOB
2 Ben Revere, L (1, 8) OBP: 0.335, SLG: 0.379	L5		F7			2B		BB	HR		1B	5	1	3	3	1	0	1
11 Jimmy Rollins, S (1, 6) OBP: 0.324, SLG: 0.393	G4-3			P5		K		FC6-4	P5		IBB	5	1	0	0	1	1	3
26 Chase Utley, L (1, 4) OBP: 0.346, SLG: 0.419	G3-1			3 PO 1B		K		6 1B 2B		F8	CS	5	0	2	1	0	1	1
6 Ryan Howard, L (1, 3) OBP: 0.308, SLG: 0.385		G3		K			HR			K		5	1	2	2	0	2	1
3 Marlon Byrd, R (1, 9) OBP: 0.311, SLG: 0.458		F9		PO 1-2	K		K	F9		K		5	0	0	0	0	3	2
9 Domonic Brown, L (1, 7) OBP: 0.284, SLG: 0.345		G4-3			G1-4-3		G4-3		51 HR 1B		E7 51 SH5-4 7 FC3	5	2	1	0	0	0	0
51 Carlos Ruiz, R (1, 2) OBP: 0.361, SLG: 0.392			K		F9		G5-3		1-H HR		SH5-4 2-3	4	1	1	2	0	1	0
7 Maikel Franco, R (1, 5) OBP: 0.111, SLG: 0.125			31 SH3-4 1B			P3		L4	G4-3		FC3 18 G6-3 2 1B 3-H	5	1	1	1	0	0	0
31 Jerome Williams, R (1, 1) 16 César Hernández, S (8, PH) 57 Luis García, R (8, 1) 37 Mike Adams, R (7, 1) 56 Cesar Jimenez, L (7, 1) 24 Grady Sizemore, L (8, PH) 30 Justin De Fratus, S (8, 1) 25 Cody Asche, L (8, PH) 53 Ken Giles, R (8, 1) 63 Jake Diekman, R (10, 1) 18 Darin Ruf, R (11, PH) 58 Jonathan Papelbon, R (11, 1)			SH3-4 1-2			2 2B 1B		E5 11 FC6-4 26 2B	K		G6-3 2-3	0 0 0 0 0 0 0 1 1 1 0 0 0 0 0 0 1 0 0 0 0 0 0 0 0 0 0 0 0 0 0 0 0 0 0 1 1 0 0 0 0 0 0 0 0 0 0 0 0 1 1 0 0 0 1 0 1 0 0 0 0 0 0 0 0 0 0 0 0 0 1 0 0 0 0 0 1 0 0 0 0 0 0 0							
Inning Stats	R: 0 E: 0 K: 0 S: 11 H: 0 LOB: 0 BB: 0 P: 15	R: 0 E: 0 K: 0 S: 9 H: 0 LOB: 0 BB: 0 P: 13	R: 0 E: 0 K: 1 S: 6 H: 1 LOB: 1 BB: 0 P: 9	R: 0 E: 0 K: 1 S: 10 H: 1 LOB: 0 BB: 0 P: 16	R: 0 E: 0 K: 1 S: 17 H: 0 LOB: 0 BB: 0 P: 22	R: 1 E: 0 K: 2 S: 14 H: 2 LOB: 1 BB: 0 P: 20	R: 1 E: 0 K: 1 S: 12 H: 1 LOB: 0 BB: 0 P: 20	R: 2 E: 1 K: 0 S: 15 H: 2 LOB: 2 BB: 1 P: 26	R: 3 E: 0 K: 1 S: 22 H: 3 LOB: 0 BB: 0 P: 28	R: 0 E: 0 K: 2 S: 8 H: 0 LOB: 0 BB: 0 P: 12	R: 2 E: 2 K: 0 S: 11 H: 1 LOB: 1 BB: 1 P: 22	1B: 6 2B: 2 3B: 0 HR: 3 SF: 0 SAC: 2 DP: 0 HBP: 0						

PITCHER		IP	WLS	BF	H	R	ER	SO	BB	IBB	HBP	BLK	WP	HR	S	P	ERA	WHIP
37 Stephen Strasburg, R ERA: 3.43	(1, 1)	6.0		21	4	1	1	5	0	0	0	0	0	0	67	95	1.50	0.667
31 Xavier Cedeño, L ERA: 1.69	(7, 1)	0.2		3	1	1	1	1	0	0	0	0	0	1	10	16	13.50	1.500
22 Drew Storen, R ERA: 1.37	(7, 1)	0.1	H	1	0	0	0	0	0	0	0	0	0	0	2	4	0.00	0.000
30 Aaron Barrett, R ERA: 3.09	(8, 1)	0.2		4	0	2	0	0	1	0	0	0	0	0	9	17	0.00	1.500
46 Matt Thornton, L ERA: 1.85	(8, 1)	0.1		3	2	0	0	0	0	0	0	0	0	0	6	9	0.00	6.000

PITCHER		IP	WLS	BF	H	R	ER	SO	BB	IBB	HBP	BLK	WP	HR	S	P	ERA	WHIP
29 Rafael Soriano, R ERA: 3.04	(9, 1)	0.2	B	5	3	3	3	1	0	0	0	0	0	2	20	26	40.50	4.500
36 Tyler Clippard, R ERA: 2.04	(9, 1)	1.1		4	0	0	0	2	0	0	0	0	0	0	10	14	0.00	0.000
35 Craig Stammen, R ERA: 3.44	(11, 1)	0.2	L	4	0	2	0	0	0	0	0	0	0	0	8	14	0.00	0.000
13 Jerry Blevins, L ERA: 5.07	(11, 1)	0.1		2	1	0	0	0	0	1	0	0	0	0	3	8	0.00	3.000

TOP

Philadelphia Phillies @ Washington Nationals

Nationals Park, Washington, DC

Fri Sep 05 2014, 7:09 PM - 11:40 PM EDT

Att. 27,437 - Partly Cloudy - 89 F

livebaseballscorecards.com

AB	43
R	9
H	11
RBI	9
BB	2
SO	9
LOB	9

PA: 49

WP: 0 PB: 0 SB: 1 CS: 1

Batter	1	2	3	4	5	6	7	8	9	10	11	AB	R	H	RBI	BB	SO	LOB
2 Denard Span, L (1, 8) OBP: 0.351, SLG: 0.415	B SI 91 S CH 87 X SI 92 1-1 25 CS 6 1B 1B		B CH 86 B FC 88 B SI 90 C SI 90 F FF 92 B FC 88 4-2 28 G6-4-3 BB		C CH 85 F SI 92 B SI 90 B SI 92 X SL 82 2-2 6 2B 1-2 1B		B SI 91 C SI 91 B SL 86 X SI 91 2-1 6 S 28 2B 1B	B CH 85 X SL 83 1-0 P3 1-2			C FF 90 C FF 90 X FF 91 0-2 F7	5	2	3	0	1	0	1
6 Anthony Rendon, R (1, 5) OBP: 0.339, SLG: 0.464	B FF 88 S FC 88 1 SAFE B SI 91 1 SAFE X SI 91 2-1 25 CS 25 HR 1-2 1B		C FF 88 1 SAFE B CH 83 C SL 83 1 SAFE X SL 83 1-2 F8		L FF 91 X SI 92 0-1 20 FC5-4 1-H 2-H 2B		B CU 76 1 SAFE B SL 84 B SL 86 B SL 85 4-0 28 2B 25 SF8 1-2 BB		C SL 88 B FF 98 X SL 87 1-1 G5-3		B SL 80 C FF 90 T FF 91 B FF 91 B SL 81 B FF 91 4-2 28 E 28 1B 12 1B BB	4	3	2	2	2	0	1
28 Jayson Werth, R (1, 9) OBP: 0.384, SLG: 0.455	B SI 91 B FF 91 C FF 89 T FF 90 X SI 92 2-2 L9		F SI 91 D SI 91 B FF 89 F SI 91 X CH 84 2-2 G6-4-3 1-2f		X SL 82 0-0 F7		C SI 91 C SL 86 F CU 77 B SL 86 F SI 90 B SI 88 X SL 86 2-2 25 SF8 34 L7-2 1-3 2-H 2B		X FF 98 0-0 F8		C FF 92 F FS 85 X FF 92 0-2 E8 12 1B 1-3 1B	6	0	2	1	0	0	4
25 Adam LaRoche, L (1, 3) OBP: 0.365, SLG: 0.453 12 Tyler Moore, R (8, 3) OBP: 0.298, SLG: 0.368	B CH 86 C SI 93 X FF 90 1-1 1-H 2-3 HR			F CH 85 B CH 84 C FF 90 S FF 90 1-3 K	I IN 54 I IN 49 I IN 52 I IN 52 4-0 20 FC5-4 IBB		B SL 83 C FF 90 C SL 88 C FF 90 X SL 82 1-2 SF8 2-3 3-H		C FF 98 C SL 88 B FF 98 X FF 98 1-2 L8		B FF 91 X FF 92 1-0 1-2 3-H 1B	2 2	1 0	1 1	3 1	1 0	1 0	0 0
20 Ian Desmond, R (1, 6) OBP: 0.303, SLG: 0.414	C FF 91 X SI 92 0-1 G5-3			B FF 93 B FF 91 X FF 88 2-0 34 E 34 1B 40 SF9 1B	F CH 84 B SI 91 X SI 91 1-1 FC5-4 34 S 1-2f 2-3		B FF 90 B FF 89 B FF 90 B FF 88 4-0 BB			B SI 97 B SI 98 F SI 98 S SI 97 F SI 98 B SI 98 B SL 88 4-2 34 SH1-3 BB	C FS 86 S FS 87 T FF 92 0-2 K	4	1	1	0	2	1	4
34 Bryce Harper, L (1, 7) OBP: 0.343, SLG: 0.427		B SI 92 S CH 86 F SI 87 F FF 93 C FF 90 1-3 K	1 SAFE T SI 90 B SI 91 X SI 90 1-1 E9 1-3 1B	C SI 90 B SI 90 B SL 83 F SL 81 C SI 92 2-3 K 1-2	B FF 90 X CH 78 1-0 L7-2 2 3 3-H				B SL 84 L SI 96 S SI 92 X SL 83 1-2 SH1-3 1-2	X FS 88 0-0 L7	5	0	1	0	0	2	6
40 Wilson Ramos, R (1, 2) OBP: 0.313, SLG: 0.414	B SI 92 X FF 90 1-0 G6-3			X FF 89 0-0 SF9 3-H		B FF 96 C SL 84 X SL 86 1-1 G6-3		S FF 92 B SL 84 X FF 93 1-1 G5-3		I IN 76 I IN 80 I IN 82 I IN 79 4-0 IBB		3	0	0	1	1	0	0
3 Asdrúbal Cabrera, S (1, 4) OBP: 0.312, SLG: 0.400	B FF 92 F SI 93 B FF 92 F CH 86 X CH 86 2-2 1B		F FF 88 F SI 90 B FF 90 D SL 85 B SI 90 X CH 85 3-2 G3		B SL 86 B SI 97 C SI 96 B SI 96 F SI 97 X SI 97 3-2 G4-3		F SL 83 X SL 84 0-1 2 S 1B			B SL 83 F SI 96 S SI 96 X SI 97 1-2 F7	5	0	2	0	0	0	3
37 Stephen Strasburg, R (1, 1) Type: 4 SIE 1K 1CU 21 Steven Souza Jr., R (8, PH) Type: 2 CU 1 SLC 31 Xavier Cedeño, L (7, 1) 22 Drew Storen, S (7, 1) 30 Aaron Barrett, R (8, 1) 46 Matt Thornton, L (8, 1) 17 Nate Schierholtz, L (9, PH) Type: 2 SIE 1K 1CH 29 Rafael Soriano, R (8, 1) 36 Tyler Clippard, R (8, 1) 19 Kevin Frandsen, R (10, PH) 35 Craig Stammen, R (11, 1) Type: 1 SIE 1K 1CH 13 Jerry Blevins, L (11, 1)		C FF 89 S FF 89 X FF 91 0-2 G3		B FF 88 C SI 90 B SI 91 F FF 88 X FF 92 2-2 2 1B 6 2B 1B	S SL 86 F FF 97 S SL 89 0-3 K	D FF 93 F SL 82 1 SAFE 1 SAFE S SI 91 F SI 93 1 SAFE SAFE F SL 82 2-3 F SL 82 B FF 92 S CH 85 K		B SL 84 F SL 84 B SI 98 F SL 84 F SI 98 S SI 98 2-3 K	2 1 1 0 0 0 1 1 0 0 0 0 1 0 0 0 0 0 0 0 0 0 0 0 0 0 0 0 0 0 0 0 0 0 0 1 0 0 1 0 0 0 1 0 0 0 0 0 0 0 0 0 0 0 0 0 1 0 0 0 0 1 2 0 0 0 0 0 0 0 0 0 0 0 0 0 0							
Inning Stats	R: 2 E: 0 K: 0 S: 11 H: 3 LOB: 0 BB: 0 P: 17	R: 0 E: 0 K: 1 S: 11 H: 1 LOB: 1 BB: 0 P: 15	R: 0 E: 0 K: 0 S: 8 H: 0 LOB: 0 BB: 1 P: 15	R: 1 E: 1 K: 1 S: 10 H: 2 LOB: 1 BB: 0 P: 17	R: 2 E: 0 K: 1 S: 14 H: 3 LOB: 2 BB: 1 P: 25	R: 0 E: 0 K: 0 S: 8 H: 0 LOB: 0 BB: 0 P: 12	R: 2 E: 0 K: 0 S: 11 H: 2 LOB: 1 BB: 2 P: 25	R: 0 E: 0 K: 0 S: 11 H: 1 LOB: 1 BB: 0 P: 15	R: 0 E: 0 K: 0 S: 6 H: 0 LOB: 0 BB: 0 P: 8	R: 0 E: 0 K: 1 S: 13 H: 0 LOB: 2 BB: 2 P: 25	R: 1 E: 1 K: 1 S: 13 H: 2 LOB: 2 BB: 1 P: 18	1B: 11 2B: 3 3B: 0 HR: 1 SF: 2 SAC: 1 DP: 2 HBP: 0						

PITCHER		IP	WLS	BF	H	R	ER	SO	BB	IBB	HBP	BLK	WP	HR	S	P	ERA	WHIP
31 Jerome Williams, R ERA: 5.34	(1, 1)	5.0		24	9	5	4	3	1	1	0	0	0	1	54	89	7.20	2.000
57 Luis García, R ERA: 10.8	(6, 1)	1.0		3	0	0	0	1	0	0	0	0	0	0	8	12	0.00	0.000
37 Mike Adams, R ERA: 3.18	(7, 1)	0.0		3	2	2	2	0	1	0	0	0	0	0	7	15	∞	∞
56 Cesar Jimenez, L ERA:	(7, 1)	1.0		3	0	0	0	0	1	0	0	0	0	0	4	10	0.00	1.000
30 Justin De Fratus, R ERA: 2.68	(8, 1)	1.0		4	1	0	0	1	0	0	0	0	0	0	11	15	0.00	1.000

PITCHER		IP	WLS	BF	H	R	ER	SO	BB	IBB	HBP	BLK	WP	HR	S	P	ERA	WHIP
53 Ken Giles, R ERA: 1.19	(9, 1)	1.0		3	0	0	0	0	0	0	0	0	0	0	6	8	0.00	0.000
63 Jake Diekman, L ERA: 3.62	(10, 1)	1.0	W	5	0	0	0	1	1	1	0	0	0	0	13	25	0.00	1.000
58 Jonathan Papelbon, R ERA: 1.67	(11, 1)	1.0	S	6	2	1	1	1	1	0	0	0	0	0	13	18	9.00	3.000

BOTTOM

Philadelphia Phillies @ Washington Nationals
Nationals Park, Washington, DC
Fri Sep 05 2014, 7:09 PM - 11:40 PM EDT
Att. 27,437 - Partly Cloudy - 89 F

livebaseballscorecards.com

AB	41
R	8
H	14
RBI	8
BB	7
SO	7
LOB	23

WP: 0 PA: 51
PB: 0
SB: 3
CS: 2

Batter	1	2	3	4	5	6	7	8	9	AB	R	H	RBI	BB	SO	LOB
2 Ben Revere, L (1, 8) OBP: 0.333, SLG: 0.376	C SI 90 B SI 91 B SI 92 X FF 91 2-1 ① F7		C FF 90 C CU 75 X SI 91 0-2 ② L5		C SI 88 B SI 90 B CH 80 C SI 90 X SI 90 2-2 ① G6-3		B FF 95 B FF 93 F SI 94 B SI 94 C SI 94 F SI 93 S SI 95 3-3 ③ K			4	0	0	0	0	1	1
11 Jimmy Rollins, S (1, 6) OBP: 0.323, SLG: 0.392	B SI 92 X SI 91 1-0 ② P6		C SI 91 F SI 91 B SI 91 B CU 75 X SI 92 2-2 26 1B; 6 1B; 1-2 1B		L CH 81 F CH 82 C SI 90 0-3 ② K			C SI 89 F SI 89 B SI 91 X CU 73 1-2 ① L7		4	1	1	0	0	1	0
26 Chase Utley, L (1, 4) OBP: 0.345, SLG: 0.417	B SI 91 X FF 91 1-0 ③ L7		B SI 92 F SI 92 B SI 92 X SI 92 2-1 6 1B; 1-2 2-3 1B		C CH 82 S CU 74 S SL 85 0-3 ③ K			B SI 91 X SI 90 1-0 ② L4		4	0	1	0	0	1	0
6 Ryan Howard, L (1, 3) OBP: 0.310, SLG: 0.385		B SI 89 B SI 89 B CH 80 B SI 89 4-0 21 FC5-4; BB	B SI 92 X CU 75 1-0 1-3 2-H 3-H 1B			B SI 88 B SI 90 S SI 90 F SI 90 S SI 91 2-3 ① K		X SI 91 0-0 ③ L4		3	0	1	2	1	1	0
24 Grady Sizemore, L (1, 9) OBP: 0.312, SLG: 0.381		C SI 90 B SI 91 X SI 91 1-1 ① L8	C SI 92 B SI 93 C SI 93 F SI 94 B SI 93 B SI 93 F SI 94 F SI 92 C SI 92 3-3 ③ K			C SI 91 F SI 92 C SI 93 0-3 ② K			C SI 90 F SI 90 F CU 74 B SI 90 B CU 73 C SI 91 2-3 ① K	4	0	0	0	0	3	3
9 Domonic Brown, L (1, 7) OBP: 0.283, SLG: 0.351		X SI 90 0-0 ② P5		C SI 91 C SI 91 B FF 90 B SL 84 X SI 92 2-2 ① G6-3		B CH 82 B SI 92 B SI 92 X SI 90 3-0 HR			C SI 90 C SI 91 X SI 90 0-2 ② G6-3	4	1	1	1	0	0	1
21 Wil Nieves, R (1, 2) OBP: 0.279, SLG: 0.376		C SI 91 D SI 92 B SI 92 X SI 91 2-1 ③ FC5-4; 1-2f		C SI 92 S SL 86 F SI 92 S SL 86 0-3 ② K		F SI 93 F SL 86 S SL 86 0-3 ③ K			B CH 85 X SI 90 1-0 ③ G4-3	4	0	0	0	0	2	1
25 Cody Asche, L (1, 5) OBP: 0.310, SLG: 0.384			B FF 89 X SI 90 1-0 ① L9	S CH 83 X SI 92 0-1 1B			C FF 95 F SI 93 S SI 94 0-3 ① K			3	0	1	0	0	1	0
34 A.J. Burnett, R (1, 1) OBP: 0.169, SLG: 0.175 53 Ken Giles, R (8, 1) 58 Jonathan Papelbon, R (9, 1)			C SI 90 C SI 91 X SI 92 0-2 26 1B; 11 1B; 6 1B; 1B	S SI 93 C SL 83 B SL 83 B SL 82 C SI 92 2-3 ③ K			C FF 95 S FF 95 B FF 95 B SL 80 S SI 94 2-3 ② K			3 0 0	1 0 0	1 0 0	0 0 0	0 0 0	2 0 0	1 0 0
Inning Stats	R: 0 E: 0 K: 0 S: 4 H: 0 LOB: 0 BB: 0 P: 8	R: 0 E: 0 K: 0 S: 5 H: 0 LOB: 1 BB: 1 P: 12	R: 2 E: 0 K: 1 S: 19 H: 4 LOB: 2 BB: 0 P: 28	R: 0 E: 0 K: 2 S: 12 H: 1 LOB: 1 BB: 0 P: 16	R: 0 E: 0 K: 2 S: 9 H: 0 LOB: 0 BB: 0 P: 11	R: 1 E: 0 K: 3 S: 10 H: 1 LOB: 0 BB: 0 P: 15	R: 0 E: 0 K: 3 S: 10 H: 0 LOB: 0 BB: 0 P: 15	R: 0 E: 0 K: 0 S: 5 H: 0 LOB: 0 BB: 0 P: 7	R: 0 E: 0 K: 1 S: 8 H: 0 LOB: 0 BB: 0 P: 11	1B: 5 2B: 0 3B: 0 HR: 1 SF: 0 SAC: 0 DP: 0 HBP: 0						

PITCHER		IP	WLS	BF	H	R	ER	SO	BB	IBB	HBP	BLK	WP	HR	S	P	ERA	WHIP
57 Tanner Roark, R ERA: 2.97	(1, 1)	6.0	L	25	6	3	3	8	1	0	0	0	0	1	59	90	4.50	1.167
48 Ross Detwiler, L ERA: 3.88	(7, 1)	1.0		3	0	0	0	3	0	0	0	0	0	0	10	15	0.00	0.000
13 Jerry Blevins, L ERA: 4.88	(8, 1)	2.0		6	0	0	0	1	0	0	0	0	0	0	13	18	0.00	0.000

PITCHER	IP	WLS	BF	H	R	ER	SO	BB	IBB	HBP	BLK	WP	HR	S	P	ERA	WHIP

TOP

Philadelphia Phillies @ Washington Nationals
Nationals Park, Washington, DC
Sat Sep 06 2014, 4:08 PM - 6:41 PM EDT
Att. 37,408 - Partly Cloudy - 93 F

livebaseballscorecards.com

AB	33
R	3
H	6
RBI	3
BB	1
SO	12
LOB	7

BOTTOM

Philadelphia Phillies @ Washington Nationals
Nationals Park, Washington, DC
Sat Sep 06 2014, 4:08 PM - 6:41 PM EDT
Att. 37,408 - Partly Cloudy - 93 F

livebaseballscorecards.com

Batter	1	2	3	4	5	6	7	8	9	AB	R	H	RBI	BB	SO	LOB
2 Denard Span, L (1, 8) OBP: 0.352, SLG: 0.416	C FF 92 X FF 92 0-1 ① P6		F SI 92 B SI 88 X KC 82 1-1 6 CS 1B		B KC 81 X SI 92 1-0 28 1B 6 SF8 2-3 1B		C SI 90 B CH 85 X SI 90 1-1 ③ F8			4	0	2	0	0	0	0
6 Anthony Rendon, R (1, 5) OBP: 0.340, SLG: 0.465	B FF 92 S SI 92 C FF 93 X SI 93 1-2 28 G2-3 1B		D KC 82 B FF 92 1 SAFE B SI 91 C FF 91 B FF 92 4-1 ② 1-2 BB		S SI 91 X SI 92 0-1 ② SF8 1-2 3-H			C FF 98 C SL 87 B SL 89 C SL 88 1-3 ① K		2	0	1	1	1	1	0
28 Jayson Werth, R (1, 9) OBP: 0.383, SLG: 0.453	C SI 92 1 SAFE X KC 83 0-1 ② G2-3 1-2		B SI 91 C SI 91 D KC 82 X SI 92 2-1 ③ F8		S KC 81 B KC 82 S KC 82 D KC 84 D KC 83 X SI 93 3-2 2-3 1B			C SL 87 C FF 98 B FF 98 B FF 99 B SL 88 X FF 99 3-2 ② P4		4	0	1	0	0	0	2
25 Adam LaRoche, L (1, 3) OBP: 0.365, SLG: 0.450	B SI 94 B CH 87 F FF 93 B SI 94 B KC 82 4-1 BB			B SI 90 C KC 80 B KC 81 C SI 91 B SI 91 S SI 92 3-3 ① K	C SI 92 C SI 91 F SI 92 X KC 81 0-2 ③ G4-3			F FF 98 S SL 87 B FF 96 F FF 99 F SL 89 S SL 89 1-3 ③ K2-3		3	0	0	0	1	2	2
20 Ian Desmond, R (1, 6) OBP: 0.302, SLG: 0.413	S KC 82 F SI 93 D KC 84 S KC 84 1-3 ③ K			C SI 90 B KC 82 B KC 82 B FF 92 F SI 92 C SI 92 3-3 ② K		X SI 89 0-0 ① L9			C FF 90 S FS 87 X FF 92 0-2 40 G6-4-3 1B	4	0	1	0	0	2	2
34 Bryce Harper, L (1, 7) OBP: 0.342, SLG: 0.425		C KC 80 F KC 81 B KC 82 S KC 82 1-3 ① K		C KC 81 C SI 92 B SI 92 X SI 92 1-2 1B		F SI 91 F KC 80 F KC 81 F KC 82 X SI 92 0-2 ② L8			S FF 92 F FF 92 F FF 93 S FF 93 0-3 ① K	4	0	1	0	0	2	1
40 Wilson Ramos, R (1, 2) OBP: 0.309, SLG: 0.408		X FF 92 0-0 ② G4-3		B SI 92 X SI 92 1-0 ③ G6-3		X KC 80 0-0 ③ G5-3			X SI 92 0-0 ②③ G6-4-3 1-2f	4	0	0	0	0	0	2
3 Asdrúbal Cabrera, S (1, 4) OBP: 0.313, SLG: 0.400		C SI 93 B KC 83 C SI 93 F FF 93 X KC 83 1-2 ③ L8			B KC 80 B SI 91 C SI 90 B SI 91 F SI 91 X SI 92 3-2 2 1B 57 SH1-4 6 SF8 1B		B SI 89 B SI 89 C SI 90 S SI 90 X SI 90 2-2 ① G3			3	1	1	0	0	0	0
57 Tanner Roark, R (1, 1) OBP: 0.115, SLG: 0.115 48 Ross Detwiler, R (7, 1) 17 Nate Schierholtz, L (7, PH) OBP: 0.233, SLG: 0.299 13 Jerry Blevins, L (8, 1)			B SI 90 B FF 91 C SI 91 F SI 91 X SI 91 2-2 ① G6-3		X 0-0 ① SH1-4 1-2		X SI 90 0-0 ② L8			1 0 1 0	0 0 0 0	0 0 0 0	0 0 0 0	0 0 0 0	0 0 0 0	0 0 0 0
Inning Stats	R: 0 E: 0 K: 1 S: 11 H: 1 LOB: 2 BB: 1 P: 17	R: 0 E: 0 K: 1 S: 8 H: 0 LOB: 0 BB: 0 P: 10	R: 0 E: 0 K: 0 S: 8 H: 1 LOB: 1 BB: 1 P: 17	R: 0 E: 0 K: 2 S: 10 H: 1 LOB: 1 BB: 0 P: 18	R: 1 E: 0 K: 0 S: 14 H: 3 LOB: 2 BB: 0 P: 21	R: 0 E: 0 K: 0 S: 7 H: 0 LOB: 0 BB: 0 P: 7	R: 0 E: 0 K: 0 S: 6 H: 0 LOB: 0 BB: 0 P: 9	R: 0 E: 0 K: 2 S: 11 H: 0 LOB: 0 BB: 0 P: 16	R: 0 E: 0 K: 1 S: 8 H: 1 LOB: 0 BB: 0 P: 8	1B: 7 2B: 0 3B: 0 HR: 0		SF: 1 SAC: 1 DP: 1 HBP: 0		WP: 0 PB: 0 SB: 0 CS: 1		PA: 34

AB	30
R	1
H	7
RBI	1
BB	2
SO	7
LOB	9

PITCHER		IP	WLS	BF	H	R	ER	SO	BB	IBB	HBP	BLK	WP	HR	S	P	ERA	WHIP
34 A.J. Burnett, R ERA: 4.29	(1, 1)	7.0	W	28	6	1	1	4	2	0	0	0	0	0	64	99	1.29	1.143
53 Ken Giles, R ERA: 1.16	(8, 1)	1.0	H	3	0	0	0	2	0	0	0	0	0	0	11	16	0.00	0.000
58 Jonathan Papelbon, R ERA: 1.64	(9, 1)	1.0	S	3	1	0	0	1	0	0	0	0	0	0	8	8	0.00	1.000

PITCHER	IP	WLS	BF	H	R	ER	SO	BB	IBB	HBP	BLK	WP	HR	S	P	ERA	WHIP

Batter	1	2	3	4	5	6	7	8	9	AB	R	H	RBI	BB	SO	LOB
11 Jimmy Rollins, S (1, 6) OBP: 0.323, SLG: 0.390	B FF 90 S SI 91 F SI 91 B CH 83 F FF 92 B FF 93 X SI 92 3-2 ① G6-3		C CH 82 B SI 92 S SI 92 B CH 84 X SI 93 2-2 ② G4-3		C SI 92 C FF 92 B SI 91 B CU 79 X CH 84 2-2 ③ G5-3			B FF 93 T FF 92 1 SAFE 1 SAFE B CH 82 B CH 81 B FF 92 4-1 ② 1-2 BB		3	0	0	0	1	0	0
24 Grady Sizemore, L (1, 7) OBP: 0.311, SLG: 0.379	B SI 91 F SI 91 X SI 92 1-1 ③ 3 E 3 E 1B		B SI 91 X FF 92 1-0 ③ F8			B FF 89 F FF 88 C FF 90 B SI 90 F SI 92 F FF 91 F FF 93 F FF 92 S CH 82 2-3 ① K		B FF 92 X CH 81 1-0 ③ G2-3		4	1	1	0	0	1	1
51 Carlos Ruiz, R (1, 2) OBP: 0.359, SLG: 0.393	B SI 91 X SI 90 1-0 ② F9			B SI 90 C SI 90 X CH 83 1-1 ② 3 1B 18 SF9 2B		C SI 90 B CU 75 X SI 91 1-1 ② L8			C SL 82 B SL 83 F FF 94 B SL 82 B FF 94 X FF 93 3-2 ① L7	4	1	1	0	0	0	1
3 Marlon Byrd, R (1, 9) OBP: 0.312, SLG: 0.459	F SI 92 1 SAFE B FF 91 X FF 91 1-1 ② E8 1-H 1B			B FF 92 F FF 92 C CU 77 F FF 91 X CU 78 1-2 7 F9 18 SF9 2-3 1B		B CU 75 F FF 92 X SI 92 1-1 ③ G6-3			C SL 82 F SL 82 F FF 94 F CH 87 S SL 83 0-3 ② K	4	0	2	0	0	1	0
18 Darin Ruf, R (1, 3) OBP: 0.370, SLG: 0.475 6 Ryan Howard, L (9, PH) OBP: 0.309, SLG: 0.384	B SI 88 B SI 90 F FF 90 D CH 83 X SI 91 3-1 ③ L8			B FF 90 X CH 82 1-0 ① SF9 1-2 3-H			B SI 88 S CH 80 B FF 90 B CH 82 F SI 91 F CH 82 X CH 82 3-2 7 G5-4-3 1B		B CH 86 C SI 93 B CH 87 S SL 81 B SL 84 S CH 86 3-3 ③ K	2 1	0 0	1 0	1 0	0 0	0 1	1 0
7 Maikel Franco, R (1, 5) OBP: 0.083, SLG: 0.091		B SI 90 S CH 82 B CH 82 F SI 92 B SI 92 X SI 91 3-2 ① F7		B CH 83 S CH 81 X FF 92 1-1 ② F9 2-3			C SL 85 S SL 85 X SL 86 0-2 ①② G5-4-3 1-2f			3	0	0	0	0	0	2
13 Freddy Galvis, S (1, 4) OBP: 0.143, SLG: 0.138		C SI 92 F CH 83 X CH 85 0-2 ② G6-3		B CH 83 F SI 92 B SI 91 B CH 83 S CH 84 F SI 93 X CH 82 3-2 ③ P6			C SI 94 B SL 86 F SI 94 S CH 89 1-3 ③ K			3	0	0	0	0	1	1
19 Tony Gwynn Jr., L (1, 8) OBP: 0.274, SLG: 0.198 2 Ben Revere, L (8, PH) OBP: 0.334, SLG: 0.377 (8, 8)		C FF 92 C SI 90 X FF 92 0-2 ③ L5			C FF 90 C SI 89 F SI 90 B FF 91 B CU 76 F SI 90 B FF 92 F FF 91 X FF 92 3-2 ① F9			C CH 81 B FF 92 B CU 73 F CH 81 B FF 93 X CH 82 3-2 11 CS 1B		2 1	0 0	0 1	0 0	0 0	0 0	0 0
35 Cole Hamels, L (1, 1) OBP: 0.167, SLG: 0.185 37 Mike Adams, R (7, 1) 26 Chase Utley, L (8, PH) OBP: 0.345, SLG: 0.417 59 Antonio Bastardo, R (8, 1)			C FF 91 B FF 91 C FF 92 B CU 76 C FF 92 2-3 ① K		C FF 91 B FF 92 B SI 91 C FF 91 C FF 92 2-3 ② K			B CH 81 1 SAFE F FF 92 1 SAFE X FF 92 1-1 ① P6		2 0 1 0	0 0 0 0	0 0 0 0	0 0 0 0	2 0 0 0	0 0 0 0	0 0 1 0
Inning Stats	R: 1 H: 2 E: 1 LOB: 1 K: 0 BB: 0 S: 11 P: 20	R: 0 H: 0 E: 0 LOB: 0 K: 0 BB: 0 S: 9 P: 12	R: 0 H: 0 E: 0 LOB: 0 K: 1 BB: 0 S: 7 P: 12	R: 1 H: 2 E: 0 LOB: 1 K: 0 BB: 0 S: 13 P: 20	R: 0 H: 0 E: 0 LOB: 0 K: 1 BB: 0 S: 12 P: 19	R: 0 H: 0 E: 0 LOB: 0 K: 1 BB: 0 S: 11 P: 15	R: 0 H: 1 E: 0 LOB: 0 K: 1 BB: 0 S: 10 P: 14	R: 0 H: 1 E: 0 LOB: 1 K: 0 BB: 1 S: 7 P: 16	R: 0 H: 0 E: 0 LOB: 0 K: 2 BB: 0 S: 11 P: 17	1B: 5 SF: 1 2B: 1 SAC: 0 3B: 0 DP: 1 HR: 0 HBP: 0						WP: 0 PA: 32 PB: 0 SB: 0 CS: 1	

PITCHER		IP	WLS	BF	H	R	ER	SO	BB	IBB	HBP	BLK	WP	HR	S	P	ERA	WHIP
47 Gio González, L ERA: 3.78	(1, 1)	6.0	W	23	5	2	1	3	0	0	0	0	0	0	67	105	1.50	0.833
30 Aaron Barrett, R ERA: 3.0	(7, 1)	1.0	H	2	0	0	0	1	0	0	0	0	0	0	6	7	0.00	0.000
36 Tyler Clippard, R ERA: 2.01	(8, 1)	1.0	H	4	1	0	0	0	1	0	0	0	0	0	7	16	0.00	2.000
22 Drew Storen, R ERA: 1.34	(9, 1)	1.0	S	3	0	0	0	2	0	0	0	0	0	0	11	17	0.00	0.000

PITCHER	IP	WLS	BF	H	R	ER	SO	BB	IBB	HBP	BLK	WP	HR	S	P	ERA	WHIP

TOP

Philadelphia Phillies @ Washington Nationals
Nationals Park, Washington, DC
Sun Sep 07 2014, 1:38 PM - 4:56 PM EDT
Att. 29,108 - Sunny - 75 F

livebaseballscorecards.com

AB	30
R	2
H	6
RBI	1
BB	1
SO	6
LOB	7

BOTTOM

Philadelphia Phillies @ Washington Nationals
Nationals Park, Washington, DC
Sun Sep 07 2014, 1:38 PM - 4:56 PM EDT
Att. 29,108 - Sunny - 75 F

livebaseballscorecards.com

Batter	1	2	3	4	5	6	7	8	9	AB	R	H	RBI	BB	SO	LOB
2 Denard Span, L (1, 8) OBP: 0.353, SLG: 0.414	B FF 90 B FF 91 C FF 91 F FF 92 B FC 88 F FC 88 T FF 93 3-2 ① K		B FC 89 C FC 88 B CH 85 C FC 88 F FF 95 X FF 90 2-2 ② L9		B CU 78 B FC 89 F FF 94 B SI 92 B FF 94 4-1 1-2 BB		F FF 93 B SI 94 B FC 89 B FC 88 B FF 95 4-1 6 S BB			2	0	0	0	2	1	0
6 Anthony Rendon, R (1, 5) OBP: 0.341, SLG: 0.464	C FF 92 B FF 94 B CH 85 B FF 92 X CH 85 3-1 ② F7		B FF 93 C FF 94 X FC 90 1-1 1B		B SI 93 C FC 89 B CH 87 B FF 94 F FF 94 S CH 85 3-3 ② K		1 SAFE 1 SAFE 1 SAFE 1 SAFE 1 SAFE C FF 93 B FF 94 S SI 93 F CU 79 4-2 B FF 93 F CH 85 B CH 86 B SI 94 28 G6-4-3 1-2 BB			3	0	1	0	1	1	2
28 Jayson Werth, R (1, 9) OBP: 0.380, SLG: 0.450	B FF 93 F FF 93 S CH 86 F CU 79 F FF 94 C SI 93 1-3 ③ K		B SI 93 C FF 94 F FF 94 B FF 93 B CU 77 T FC 90 3-2 ③ K		T CH 87 C SI 94 F SI 95 B FF 96 D CU 80 B CU 78 X CH 86 3-2 ③ F9		B SI 90 B SL 86 C SL 86 B FF 90 X FF 90 3-1 ② ③ G6-4-3 1-2f			4	0	0	0	0	2	5
25 Adam LaRoche, L (1, 3) OBP: 0.366, SLG: 0.464		X FC 89 0-0 HR		B FF 91 F FF 93 X FF 93 1-1 HR		B CU 77 B FC 89 F CH 85 S CH 87 X CH 86 2-2 ① F9		B SL 83 B SL 83 C FF 90 B SL 83 F SL 82 C FF 91 3-3 ① K		4	2	2	2	0	1	0
20 Ian Desmond, R (1, 6) OBP: 0.304, SLG: 0.417		B FF 91 B SI 93 X FF 92 2-0 3 F9 2B		S CH 86 S FF 94 B FF 94 F CH 85 X CH 86 1-2 ① G6-3		X CH 86 0-0 7 BLK 7 SF7 2B		C FF 92 S SL 84 B FF 92 F FF 94 B SL 84 B FF 93 S SL 85 3-3 ② K		4	1	2	0	0	1	0
7 Scott Hairston, R (1, 7) OBP: 0.256, SLG: 0.319 34 Bryce Harper, L (7, 7) OBP: 0.344, SLG: 0.425		B FC 89 X FC 90 1-0 ① F7		F SI 94 S FC 91 S CH 86 0-3 ② K		C FF 95 B SI 93 X CH 86 1-1 ② SF7 2-H		F FF 93 B FF 92 B SL 85 F SL 85 F FF 93 B FF 93 B FF 94 4-2 3 BB		2 0	0 0	0 0	1 0	0 1	1 0	1 0
3 Asdrúbal Cabrera, S (1, 4) OBP: 0.314, SLG: 0.400		S SI 93 X FC 88 0-1 ② F9 2-3		F SI 93 B FF 94 B FF 94 S CH 87 S FF 92 2-3 ③ K		X FF 92 0-0 59 S 1B		B SL 83 B FF 93 F FF 92 B SL 84 F FF 93 F FF 94 F FF 93 B FF 92 4-2 1-2 BB		3	0	1	0	1	1	1
59 Jose Lobaton, S (1, 2) OBP: 0.292, SLG: 0.306		B CH 84 X FF 94 1-0 ③ G1-3			F CH 84 X CH 85 0-1 47 FC2-6 1B	B SI 93 1 SAFE B FC 88 F FF 94 S CH 84 F FF 94 F FF 94 B FC 90 X CH 86 3-2 ③ G5-3 1-2		B FF 93 C SL 84 2 SAFE S FF 92 X FF 93 1-2 ③ F9		4	0	1	0	0	0	4
47 Gio González, R (1, 1) OBP: 0.103, SLG: 0.205 30 Aaron Barrett, R (7, 1) 19 Kevin Frandsen, R (7, PH) OBP: 0.299, SLG: 0.314 36 Tyler Clippard, R (8, 1) 22 Drew Storen, S (9, 1)			C FF 92 F FF 93 S FF 93 0-3 ① K		L CH 84 X CH 85 0-1 ① FC2-6 2 BB 1-2f		F CH 83 S FC 88 X SI 94 0-2 ① F8			2 0 0 1 0 0	0 0 0 0 0 0	0 0 0 0 0 0	0 0 0 0 0 0	0 0 0 0 0 0	1 0 0 0 0 0	1 0 0 0 0 0
Inning Stats	R: 0 E: 0 K: 2 S: 11 H: 0 LOB: 0 BB: 0 P: 18	R: 1 E: 0 K: 0 S: 6 H: 2 LOB: 1 BB: 0 P: 10	R: 0 E: 0 K: 2 S: 12 H: 1 LOB: 1 BB: 0 P: 18	R: 1 E: 0 K: 2 S: 12 H: 1 LOB: 0 BB: 0 P: 16	R: 0 E: 0 K: 1 S: 12 H: 1 LOB: 2 BB: 1 P: 22	R: 1 E: 0 K: 0 S: 12 H: 2 LOB: 1 BB: 0 P: 18	R: 0 E: 0 K: 0 S: 10 H: 0 LOB: 1 BB: 2 P: 21	R: 0 E: 0 K: 2 S: 17 H: 0 LOB: 2 BB: 2 P: 32		1B: 3 2B: 2 3B: 0 HR: 2	SF: 1 SAC: 0 DP: 1 HBP: 0		WP: 0 PB: 0 SB: 2 CS: 0	PA: 35	

	AB	29
	R	3
	H	7
	RBI	3
	BB	5
	SO	9
	LOB	14

PITCHER		IP	WLS	BF	H	R	ER	SO	BB	IBB	HBP	BLK	WP	HR	S	P	ERA	WHIP
35 Cole Hamels, L ERA: 2.56	(1, 1)	6.1	L	29	7	3	3	7	3	0	0	1	0	2	73	118	4.26	1.579
37 Mike Adams, R	(7, 1)	0.2		1	0	0	0	0	0	0	0	0	0	0	2	5	0.00	0.000
59 Antonio Bastardo, L ERA: 4.14	(8, 1)	1.0		5	0	0	0	2	2	0	0	0	0	0	17	32	0.00	2.000

PITCHER	IP	WLS	BF	H	R	ER	SO	BB	IBB	HBP	BLK	WP	HR	S	P	ERA	WHIP

Atlanta Braves @ Washington Nationals

Nationals Park, Washington, DC

Mon Sep 08 2014, 7:07 PM - 9:45 PM EDT

Att. 25,448 - Cloudy - 70 F

livebaseballscorecards.com

TOP

Batter	1	2	3	4	5	6	7	8	9	AB	R	H	RBI	BB	SO	LOB
22 Jason Heyward, L (1, 9) OBP: 0.354, SLG: 0.392	C SI 87 F SI 87 X SI 89 0-2 ① G6-3		B FF 87 B SI 89 X SI 89 2-0 ③ F9			C SI 86 S CU 72 B FF 87 C SI 88 1-3 ② K		B CH 80 B FF 92 B FF 92 C FF 92 S FF 93 F FF 93 B FF 93 4-2 5 1B BB		3	0	0	0	1	1	0
1 Emilio Bonifácio, S (1, 8) OBP: 0.309, SLG: 0.352 14 Ramiro Pena, S (8, PH) OBP: 0.296, SLG: 0.326 2 B.J. Upton, R (8, 8) OBP: 0.284, SLG: 0.327	C SI 87 S SI 88 F SI 87 C SI 88 0-3 ② K			B SI 85 C SI 85 B FF 86 F CH 77 F SI 87 F SI 89 B FF 88 F SI 88 X CH 79 3-2 ① L8		L SI 88 X CH 81 0-1 ③ F8		D CH 81 F CH 82 F FF 93 F FS 85 F CH 81 S CH 80 1-3 ② K		3 1 0	0 0 0	0 0 0	0 0 0	0 0 0	1 1 0	0 2 0
5 Freddie Freeman, L (1, 3) OBP: 0.388, SLG: 0.474	B FF 89 C SI 89 B SI 89 B SI 89 X SI 89 3-1 8 FC6-4 1B			B FC 85 B SI 89 F CH 78 X CH 78 2-1 ② F8			B SI 86 C CU 71 B FC 85 B SI 85 F CH 78 B CU 73 4-2 7 BB BB	B FF 95 B FF 96 X FF 96 2-0 1-3 2-H 1B		3	0	2	1	1	0	0
8 Justin Upton, R (1, 7) OBP: 0.358, SLG: 0.508	C SI 87 C SI 89 B FF 88 F SI 88 X SI 88 1-2 ③ FC6-4 1-2f			B FC 81 B FF 86 F CH 80 B FC 82 B SI 90 4-1 23 FC5-4 BB			F SI 87 B FF 85 1 SAFE B SI 88 B SI 89 F SI 88 X SI 88 3-2 ① F8	B SI 92 X SI 91 1-0 ③ P3		3	0	0	0	1	0	5
23 Chris Johnson, R (1, 5) OBP: 0.294, SLG: 0.362		C SI 86 X SI 86 0-1 ① G5-3		B SI 88 B SI 88 S SI 88 1 SAFE X SI 88 2-1 ③ FC5-4 1-2f			D CU 73 1 SAFE C SI 88 X SI 88 1-1 ② L8		C SL 82 S FF 95 F SL 83 F FF 93 S CH 87 0-3 ① K	4	0	0	0	0	1	2
7 Tommy La Stella, L (1, 4) OBP: 0.333, SLG: 0.323		C SI 85 C SI 85 B SI 86 F SI 87 F SI 88 X SI 88 1-2 19 G6-4-3 1B			B SI 85 X CH 79 1-0 ① F7		B CU 72 B CH 78 B SI 88 B SI 88 4-0 19 FC6 1-2 BB		F FF 94 B SL 82 B CH 87 C SI 93 B CH 87 F FF 93 F CH 87 C SL 82 3-3 ② K	3	0	1	0	1	1	0
19 Andrelton Simmons, R (1, 6) OBP: 0.284, SLG: 0.331		C SI 88 1 SAFE C SI 88 F FF 87 X SI 89 0-2 ②③ G6-4-3 1-2f			C SI 87 X SI 88 0-1 ② G6-3		F SI 88 F SI 89 X SI 89 0-2 ③ FC6 1-2f		S FF 94 B FF 93 B SI 93 C FF 93 F SL 83 S FF 93 2-3 ③ K	4	0	0	0	0	1	3
11 Gerald Laird, R (1, 2) OBP: 0.284, SLG: 0.265			X SI 87 0-0 ① G6-3		C SI 87 S SI 88 F FO 83 F SI 89 X SI 90 0-2 ③ G4-3			C FF 92 F FF 92 S FS 84 0-3 ① K		3	0	0	0	0	1	0
36 Mike Minor, R (1, 1) OBP: 0.174, SLG: 0.244 57 David Hale, R (7, 1) OBP: 0.059, SLG: 0.063 4 Ryan Doumit, S (8, PH) OBP: 0.236, SLG: 0.309 13 Jose Constanza, L (8, PR) 52 Jordan Walden, R (8, 1)			C FF 85 F SI 87 F FF 88 B SI 88 F SI 88 F SI 90 F SI 84 F SI 89 S CU 74 1-3 ② K			C SI 83 S SI 86 X FC 84 0-2 ① G6-3		C FF 92 B CU 75 X CH 80 1-1 5 1B 2B		2 0 1 0 0	0 0 0 1 0	0 0 1 0 0	0 0 0 0 0	1 0 0 0 0	0 0 0 0 0

Inning Stats																															
	R: 0	H: 1		R: 0	H: 1		R: 0	H: 0		R: 0	H: 0		R: 0	H: 0		R: 0	H: 0		R: 1	H: 2		R: 0	H: 0		1B: 3	SF: 0		WP: 0	PA: 34	
	E: 0	LOB: 1		E: 0	LOB: 0		E: 0	LOB: 0		E: 0	LOB: 1		E: 0	LOB: 0		E: 0	LOB: 2		E: 0	LOB: 3		E: 0	LOB: 0		2B: 1	SAC: 0		PB: 0		
	K: 1	BB: 0		K: 0	BB: 0		K: 1	BB: 1		K: 0	BB: 0		K: 1	BB: 2		K: 0	BB: 0		K: 2	BB: 1		K: 3	BB: 0		3B: 0	DP: 1		SB: 0		
	S: 13	P: 17		S: 11	P: 12		S: 10	P: 13		S: 11	P: 22		S: 8	P: 9		S: 10	P: 22		S: 15	P: 24		S: 14	P: 19		HR: 0	HBP: 0		CS: 0		

PITCHER		IP	WLS	BF	H	R	ER	SO	BB	IBB	HBP	BLK	WP	HR	S	P	ERA	WHIP
58 Doug Fister, R ERA: 2.53	(1, 1)	7.0	W	25	2	0	0	3	3	0	0	0	0	0	71	104	0.00	0.714
36 Tyler Clippard, R ERA: 2.13	(8, 1)	0.2	H	4	1	1	1	2	1	0	0	0	0	0	13	19	13.50	3.000
46 Matt Thornton, L ERA: 1.85	(8, 1)	0.0		1	1	0	0	0	0	0	0	0	0	0	1	3	∞	∞
35 Craig Stammen, R ERA: 3.42	(8, 1)	0.1	H	1	0	0	0	0	0	0	0	0	0	0	1	2	0.00	0.000
22 Drew Storen, R ERA: 1.31	(9, 1)	1.0	S	3	0	0	0	3	0	0	0	0	0	0	14	19	0.00	0.000

PITCHER	IP	WLS	BF	H	R	ER	SO	BB	IBB	HBP	BLK	WP	HR	S	P	ERA	WHIP

AB	30
R	1
H	4
RBI	1
BB	4
SO	8
LOB	12

BOTTOM

Atlanta Braves @ Washington Nationals

Nationals Park, Washington, DC

Mon Sep 08 2014, 7:07 PM - 9:45 PM EDT

Att. 25,448 - Cloudy - 70 F

livebaseballscorecards.com

Batter	1	2	3	4	5	6	7	8	9	AB	R	H	RBI	BB	SO	LOB
2 Denard Span, L (1, 8) OBP: 0.354, SLG: 0.414	C FF 91 X SI 90 0-1 ① G6-3	X SL 85 0-0 ① G4-3	C FF 91 B KC 82 B FF 90 X FF 92 2-1 1B	I IN 80 I IN 78 I IN 78 I IN 79 4-0 6 FC1-4-6 IBB			3	0	1	0	1	0	0
6 Anthony Rendon, R (1, 5) OBP: 0.342, SLG: 0.463	B SI 91 F SI 90 C SI 91 B KC 83 B KC 84 F SI 91 X SI 91 3-2 25 1B 20 1B 1B	B SI 90 B SI 90 C SI 90 F CH 85 B FF 92 B SL 86 4-2 28 CS BB	B FF 90 B CH 84 B SI 89 1 SAFE C SI 87 C SI 89 X SI 90 3-2 ② F8	B CH 79 X SI 95 1-0 ② FC1-4-6 1-2f 2-3 3-H			3	1	1	1	1	0	3
28 Jayson Werth, R (1, 9) OBP: 0.379, SLG: 0.447	B SI 90 X SI 89 1-0 ② F8	B FF 91 B CH 86 B SI 91 C SI 91 C SI 91 F SI 91 B SI 90 4-2 ② 20 WP 25 1B 1-2 BB	D KC 82 C SI 90 B FF 90 1 SAFE X SI 90 2-1 ③ F8	D SI 94 1 SAFE B CU 83 C SI 93 X SI 93 2-1 ③ G5-3			3	0	0	0	1	0	4
25 Adam LaRoche, L (1, 3) OBP: 0.367, SLG: 0.465	X FF 92 0-0 20 1B 1-3 1B	C FF 92 F KC 83 B FF 92 1 SAFE X KC 83 1-2 20 WP 1-2 1B	B FF 90 X SI 89 1-0 ① L3	F FF 95 B CH 89 S FF 96 B FF 96 F FF 96 B CH 88 S FF 96 3-3 ① K			4	0	2	0	0	1	0
20 Ian Desmond, R (1, 6) OBP: 0.303, SLG: 0.416	X SI 90 0-0 1-2 3-H 1B	C KC 82 S KC 83 B FF 91 X KC 82 1-2 ③ F9 1-2 2-3	B SI 89 F SI 88 F KC 81 C SI 90 1-3 ② K	B FF 98 B FF 97 F FF 96 X FF 97 2-1 ② G6-3			4	0	1	1	0	1	2
34 Bryce Harper, L (1, 7) OBP: 0.339, SLG: 0.419	F SL 85 X FF 90 0-1 ③ G4-3	B FF 88 X SI 88 1-0 ① G4-3	F KC 79 C KC 81 X KC 82 0-2 ③ G3	S CH 88 B CH 88 S CH 89 B FF 97 X FF 97 2-2 ③ F8			4	0	0	0	0	0	2
40 Wilson Ramos, R (1, 2) OBP: 0.309, SLG: 0.407 26 Jeff Kobernus, R (7, PR) 59 Jose Lobaton, S (8, 2) OBP: 0.292, SLG: 0.306		B SL 84 X SI 90 1-0 ① G6-3	F SI 89 X KC 82 0-1 ② G5-3			X SI 88 0-0 3 2B 6 FC1-4-6 1B	3 0 0	0 1 0	1 0 0	0 0 0	0 0 0	0 0 0	0 0 0
3 Asdrúbal Cabrera, S (1, 4) OBP: 0.314, SLG: 0.401		B SI 90 X SI 90 1-0 ② F9	C SI 90 C FF 91 X FF 91 0-2 ③ L9			F FF 89 1 SAFE X FF 90 0-1 6 FC1-4-6 1-3 2B	3	0	1	0	0	0	0
58 Doug Fister, L (1, 1) OBP: 0.070, SLG: 0.070 7 Scott Hairston, R (7, PH) OBP: 0.256, SLG: 0.319 17 Nate Schierholtz, L (7, PH) OBP: 0.232, SLG: 0.298 36 Tyler Clippard, R (8, 1) 46 Matt Thornton, L (8, 1) 35 Craig Stammen, R (8, 1) OBP: 0.286, SLG: 0.429 22 Drew Storen, S (9, 1)		C FF 92 B FF 93 T SI 90 S FF 93 1-3 ③ K	B FF 90 C FF 90 F FF 90 S KC 81 1-3 ① K			D CH 80 S CH 81 X FF 93 1-1 ① G3	2 0 1 0 0 0 0	0 0 0 0 0 0 0	0 0 0 0 0 0 0	0 0 0 0 0 0 0	2 0 2 0 0 0 0	0 0 0 0 0 0 0	0 0 0 0 0 0 0
Inning Stats	R: 1 E: 0 K: 0 S: 11 H: 3 LOB: 2 BB: 0 P: 15	R: 0 E: 0 K: 1 S: 5 H: 0 LOB: 0 BB: 0 P: 8	R: 0 E: 0 K: 0 S: 12 H: 1 LOB: 2 BB: 2 P: 22	R: 0 E: 0 K: 0 S: 6 H: 0 LOB: 0 BB: 0 P: 7	R: 0 E: 0 K: 1 S: 10 H: 1 LOB: 1 BB: 0 P: 18	R: 0 E: 0 K: 1 S: 7 H: 0 LOB: 0 BB: 0 P: 9	R: 1 E: 0 K: 0 S: 8 H: 2 LOB: 2 BB: 1 P: 16	R: 0 E: 0 K: 1 S: 9 H: 0 LOB: 0 BB: 0 P: 16		1B: 6 2B: 1 3B: 0 HR: 0 SF: 0 SAC: 0 DP: 0 HBP: 0			WP: 1 PB: 0 SB: 0 CS: 1 PA: 33	

	AB	30
	R	2
	H	7
	RBI	2
	BB	3
	SO	4
	LOB	13

PITCHER		IP	WLS	BF	H	R	ER	SO	BB	IBB	HBP	BLK	WP	HR	S	P	ERA	WHIP
36 Mike Minor, L ERA: 4.58	(1, 1)	6.0	L	26	7	2	2	3	2	0	0	0	1	0	54	82	3.00	1.500
57 David Hale, R ERA: 2.85	(7, 1)	1.0		4	0	0	0	0	0	1	0	0	0	0	5	13	0.00	0.000
52 Jordan Walden, R ERA: 2.38	(8, 1)	1.0		3	0	0	0	1	0	0	0	0	0	0	9	16	0.00	0.000

PITCHER	IP	WLS	BF	H	R	ER	SO	BB	IBB	HBP	BLK	WP	HR	S	P	ERA	WHIP

Atlanta Braves @ Washington Nationals

Nationals Park, Washington, DC

Tue Sep 09 2014, 7:07 PM - 10:08 PM EDT

Att. 29,233 - Overcast - 74 F

livebaseballscorecards.com

TOP

Batter	1	2	3	4	5	6	7	8	9	AB	R	H	RBI	BB	SO	LOB
1 Emilio Bonifácio, S (1, 8) OBP: 0.309, SLG: 0.354	B FF 92 C FF 92 B FF 93 F FF 93 S FF 93 2-3 ① **K**		B FF 92 C FF 94 F FF 93 B FF 94 B FF 94 F FF 95 F FF 94 F FF 95 F FF 95 3-2 ③ F FF 94 F FF 94 F FF 94 X SL 88 **G4-3**		C FF 93 B CU 78 F FF 95 B FF 94 F FF 94 F SL 88 F FF 93 C SL 89 2-3 ③ **K**			B SI 93 M SI 93 B FF 93 X SI 93 2-1 **2B**		4	0	1	0	0	2	0
15 Phil Gosselin, R (1, 4) OBP: 0.329, SLG: 0.386	C FF 94 X FF 94 0-1 ② **F8**			B SL 87 B FF 94 C FF 94 F FF 94 B FF 94 F FF 93 X FF 94 3-2 5 1B 22 FC3-6 **2B**		C FF 93 B FF 93 X SL 88 1-1 **E6** 8 HR		B SI 93 X SI 94 1-0 ① **G6-3**		4	2	1	0	0	0	1
5 Freddie Freeman, L (1, 3) OBP: 0.389, SLG: 0.475	B FF 93 B FF 94 X FF 93 2-0 8 CS **1B**			C CU 78 B CH 87 B FF 95 X CH 86 2-1 22 FC3-6 2-3 **1B**		C FF 92 1 SAFE F SL 88 B FF 94 F FF 93 B CU 80 B FF 94 1 SAFE F SL 88 3-2 ① X FF 94 **L9**		C SI 94 F SI 94 F SI 95 S SL 81 0-3 ② **K**		4	0	2	0	0	1	2
8 Justin Upton, R (1, 7) OBP: 0.358, SLG: 0.512	C SL 88 S FF 94 F FF 94 B FF 94 B FF 94 2-2 ③ **CS** 1-2	C FF 92 S SL 87 B FF 92 S FF 93 1-3 ① **K**		C FF 94 F FF 95 B FF 95 B FF 94 S SL 88 2-3 ① **K**		1 SAFE S SL 87 B FF 93 S SL 88 X FF 93 1-2 1-H **HR**		C FC 87 F FC 88 D FC 88 D FC 88 F SI 91 S SI 93 2-3 ③ **K**		4	1	1	2	0	3	3
22 Jason Heyward, L (1, 9) OBP: 0.353, SLG: 0.393		X FF 93 0-0 **2B**		X FF 94 0-0 **FC3-6** 23 1B 1-2f 3-H		B CU 79 F FF 94 C FF 91 B FF 94 B CU 80 F FF 94 X SL 90 3-2 ② **F8**			C SL 81 X CH 88 0-1 ① **G4-3**	4	1	1	1	0	0	1
23 Chris Johnson, R (1, 5) OBP: 0.293, SLG: 0.361		X SL 86 0-0 ② **G5-3**		X SL 88 0-0 2-H **1B**		B FF 94 S FF 94 F FF 94 F FF 93 X FF 94 1-2 ③ **L7**			C FF 94 B CH 88 C SL 82 T FF 94 1-2 ② **K**	4	0	1	1	0	1	1
25 Christian Bethancourt, R (1, 2) OBP: 0.295, SLG: 0.276		C SL 86 F FF 94 X FF 93 0-2 ③ **F8**		F FF 94 X SL 85 0-1 ③ **L7**			S SI 94 L SI 94 S SL 86 0-3 ① **K2-3**		X SL 82 0-0 ③ **F7**	4	0	0	0	0	1	2
19 Andrelton Simmons, R (1, 6) OBP: 0.283, SLG: 0.329			C FF 93 F FF 93 S FF 93 0-3 ① **K**		B FF 92 X FF 92 1-0 ① **B5**		X FF 94 0-0 ② **G6-3**			3	0	0	0	0	1	0
30 Ervin Santana, R (1, 1) OBP: 0.129, SLG: 0.100 38 Anthony Varvaro, R (6, 1) 7 Tommy La Stella, L (7, PH) OBP: 0.332, SLG: 0.322 43 Luis Avilán, L (7, 1)			C FF 92 C FF 93 B FF 94 F FF 93 S FF 93 1-3 ② **K**		C FF 91 L SL 86 S FF 92 0-3 ② **K**		C SI 93 B SL 86 X SI 94 1-1 ③ **G1-3**			2 0 1 0	0 0 0 0	0 0 0 0	0 0 0 0	0 0 0 0	2 0 0 0	0 0 0 0

	AB	34
	R	4
	H	7
	RBI	4
	BB	0
	SO	11
	LOB	10

Inning Stats	1	2	3	4	5	6	7	8	9	1B: 3	SF: 0	WP: 0	PA: 35
	R: 0 E: 0 K: 1 S: 9 H: 1 LOB: 0 BB: 0 P: 15	R: 0 E: 0 K: 1 S: 8 H: 1 LOB: 1 BB: 0 P: 9	R: 0 E: 0 K: 2 S: 17 H: 0 LOB: 0 BB: 0 P: 21	R: 2 E: 1 K: 1 S: 13 H: 3 LOB: 1 BB: 0 P: 20	R: 0 E: 0 K: 2 S: 10 H: 0 LOB: 0 BB: 0 P: 13	R: 2 E: 1 K: 0 S: 18 H: 1 LOB: 0 BB: 0 P: 27	R: 0 E: 0 K: 1 S: 6 H: 0 LOB: 0 BB: 0 P: 7	R: 0 E: 0 K: 2 S: 11 H: 1 LOB: 1 BB: 0 P: 16	R: 0 E: 0 K: 1 S: 6 H: 0 LOB: 0 BB: 0 P: 7	2B: 3 3B: 0 HR: 1	SAC: 0 DP: 0 HBP: 0	PB: 0 SB: 0 CS: 1	

PITCHER	IP	WLS	BF	H	R	ER	SO	BB	IBB	HBP	BLK	WP	HR	S	P	ERA	WHIP
27 Jordan Zimmermann, R (1, 1) ERA: 2.93	6.0	W	24	6	4	2	7	0	0	0	0	0	1	75	105	3.00	1.000
30 Aaron Barrett, R (7, 1) ERA: 2.89	1.1	H	5	1	0	0	1	0	0	0	0	0	0	9	13	0.00	0.750
48 Ross Detwiler, L (8, 1) ERA: 3.86	0.1	H	1	0	0	0	1	0	0	0	0	0	0	4	4	0.00	0.000
35 Craig Stammen, R (8, 1) ERA: 3.41	0.1	H	1	0	0	0	1	0	0	0	0	0	0	4	6	0.00	0.000
22 Drew Storen, R (9, 1) ERA: 1.29	1.0	S	3	0	0	0	1	0	0	0	0	0	0	6	7	0.00	0.000

PITCHER	IP	WLS	BF	H	R	ER	SO	BB	IBB	HBP	BLK	WP	HR	S	P	ERA	WHIP

BOTTOM

Atlanta Braves @ Washington Nationals

Nationals Park, Washington, DC

Tue Sep 09 2014, 7:07 PM - 10:08 PM EDT

Att. 29,233 - Overcast - 74 F

livebaseballscorecards.com

Batter	1	2	3	4	5	6	7	8	9	AB	R	H	RBI	BB	SO	LOB
2 Denard Span, L (1, 8) OBP: 0.353, SLG: 0.414	B FF 93 C FF 93 F CH 85 X FF 94 1-2 6 SH1-3 25 1B 2B	B FF 93 X FF 92 1-0 ① L9		B FF 89 C FF 90 B CH 83 X SL 83 2-1 ① P6		C FF 90 B FF 91 F CU 77 B CU 78 F FF 92 B FF 92 X FF 91 3-2 ① L9		F SI 93 B CU 78 C CU 77 F CU 77 F SI 92 B CH 82 B SI 91 F SI 93 X SI 93 3-2 ③ G5-3		5	1	1	0	0	0	0
6 Anthony Rendon, R (1, 5) OBP: 0.342, SLG: 0.462	X FF 93	0-0 ① C FF 95 X SI 93 SH1-3 2-3	0-1 ② G5-3	C SL 82 C CH 85 B SL 87 B SL 85 B FF 94 B FF 95 4-2 28 2B BB		B FF 89 F FF 88 B CH 82 B CH 84 X FF 88 3-1 ② F7				2	1	0	0	1	0	0
28 Jayson Werth, R (1, 9) OBP: 0.382, SLG: 0.449	B SL 87 B FF 94 D SL 86 B FF 94 4-0 25 1B 20 1B BB	B FF 95 B SL 86 B FF 95 C FF 92 F FF 95 B FF 96 4-2 25 E 25 1B BB		B SL 85 B FF 93 F FF 94 1 SAFE X FF 92 2-1 20 WP 1-H 2B		C CU 73 B CH 87 B CH 82 B CH 83 X FF 91 3-2 ③ G5-3				2	2	1	1	2	0	0
25 Adam LaRoche, L (1, 3) OBP: 0.370, SLG: 0.466	C FF 94 1 SAFE D SL 87 X CH 85 1-1 34 1B 20 1B 40 1B 1-2 3-H 1B	C FF 93 1 SAFE C SL 84 1 SAFE D SL 85 B FF 94 X CH 87 2-2 1-H 1B		B SI 93 B CH 85 I I 4-0 20 WP IBB			B FF 93 C SI 92 X CU 76 1-1 ① L9			3	1	2	2	1	0	0
20 Ian Desmond, R (1, 6) OBP: 0.303, SLG: 0.415 8 Danny Espinosa, S (6, 6) OBP: 0.281, SLG: 0.363	B SI 94 B FF 94 C SL 85 X SL 86 2-1 40 1B 34 1B 3 SF9 1-2 2-H 1B	C FF 94 C FF 94 B SL 84 S SL 85 1-3 ③ K		S SL 86 C FF 94 D SL 86 B SL 88 B FF 94 S FF 94 3-3 ② K 1-2 2-3			X SI 93 0-0 34 G6-3 2B			3 1	1 0	1 1	1 0	0 0	2 0	3 0
34 Bryce Harper, L (1, 7) OBP: 0.338, SLG: 0.417	X FF 95 0-0 3 SF9 40 1B 1-2 2-3 1B		B SL 86 X CH 84 1-0 ① G3-1	S CH 86 B SL 84 B SI 89 X FF 95 2-1 ③ P4			B SI 91 B SI 93 X SI 93 2-0 ② G6-3 2-3			4	0	1	0	0	0	3
40 Wilson Ramos, R (1, 2) OBP: 0.312, SLG: 0.408	X FF 93 0-0 1-2 2-3 3-H 1B		S SL 84 S SL 85 B SL 87 F SI 96 B SL 87 B FF 95 X SL 86 3-2 1B		X FF 94 0-0 ① G6-3		X SI 92 0-0 ③ G6-3			4	0	2	1	0	0	1
3 Asdrúbal Cabrera, S (1, 4) OBP: 0.312, SLG: 0.399	X CH 85 0-0 ② SF9 2-3 3-H		B FF 90 F FF 92 S SL 85 B SL 85 C CH 83 2-3 ② K		C FF 94 F CH 87 B SL 87 F FF 96 B FF 90 F FF 96 F SL 88 F SL 87 X CH 86 2-2 ② F7			B CH 80 S CH 81 F FF 92 B CH 79 B CU 76 F FF 92 X FF 94 3-2 ① P4		3	0	0	1	0	1	1
27 Jordan Zimmermann, R (1, 1) OBP: 0.196, SLG: 0.188 30 Aaron Barrett, R (7, 1) 48 Ross Detwiler, R (8, 1) 35 Craig Stammen, R (8, 1) OBP: 0.286, SLG: 0.429 7 Scott Hairston, R (8, PH) OBP: 0.253, SLG: 0.314 22 Drew Storen, S (9, 1)	C FF 94 S SL 85 X FF 95 0-2 ③ G4-3		F FF 94 S SL 84 S SL 83 0-3 ③ K2-3		C FF 94 F FF 94 C SL 86 0-3 ③ K			B FF 93 B SI 93 X SI 92 2-0 ② G5-3		3 0 0 0 0 1 0	0 0 0 0 0 0 0	0 0 0 0 0 0 0	0 0 0 0 0 0 0	2 0 0 0 0 0 0	3 0 0 0 0 0 0	
Inning Stats	R: 4 E: 0 K: 0 S: 14 H: 5 LOB: 2 BB: 1 P: 22	R: 1 E: 1 K: 1 S: 11 H: 1 LOB: 1 BB: 1 P: 19	R: 0 E: 0 K: 2 S: 11 H: 1 LOB: 1 BB: 0 P: 17	R: 1 E: 0 K: 1 S: 11 H: 1 LOB: 2 BB: 2 P: 28	R: 0 E: 0 K: 1 S: 11 H: 0 LOB: 0 BB: 0 P: 13	R: 0 E: 0 K: 0 S: 9 H: 0 LOB: 0 BB: 0 P: 18	R: 0 E: 0 K: 0 S: 5 H: 1 LOB: 1 BB: 0 P: 8	R: 0 E: 0 K: 0 S: 11 H: 0 LOB: 0 BB: 0 P: 19		1B: 6 2B: 3 3B: 0 HR: 0 SF: 1 SAC: 1 DP: 0 HBP: 0				WP: 1 PB: 0 SB: 0 CS: 0 PA: 37		

	AB	31
	R	6
	H	9
	RBI	6
	BB	4
	SO	5
	LOB	11

PITCHER		IP	WLS	BF	H	R	ER	SO	BB	IBB	HBP	BLK	WP	HR	S	P	ERA	WHIP
30 Ervin Santana, R ERA: 3.76	(1, 1)	5.0	L	27	8	6	5	5	3	1	0	0	1	0	58	99	9.00	2.200
38 Anthony Varvaro, R ERA: 2.79	(6, 1)	1.0		3	0	0	0	0	0	0	0	0	0	0	9	18	0.00	0.000
43 Luis Avilán, L ERA: 4.14	(7, 1)	2.0		7	1	0	0	0	0	0	0	0	0	0	16	27	0.00	0.500

PITCHER	IP	WLS	BF	H	R	ER	SO	BB	IBB	HBP	BLK	WP	HR	S	P	ERA	WHIP

Batter	1	2	3	4	5	6	7	8	9	AB	R	H	RBI	BB	SO	LOB
22 Jason Heyward, L (1, 9) OBP: 0.355, SLG: 0.395	F FF 95 F SI 95 F SI 96 S CU 83 0-3 K ①		B SI 97 B CH 90 X SI 95 2-0 15 E 15 FC4 1B		X CH 89 0-0 G1-3 ②		C SI 91 C SI 91 F SI 93 F CU 75 X SI 91 0-2 5 SF9 15 BB 8 2B 1-2 1B	X FF 92 0-0 5 S 2-3 1B		5	1	3	0	0	1	0
15 Phil Gosselin, R (1, 6) OBP: 0.333, SLG: 0.370 (7, 4)	C FF 96 B FF 96 H CH 89 2-1 HBP		B CU 80 1 SAFE C FF 95 1 SAFE X FF 96 1-1 FC4 1-3		C CU 81 F FF 96 C FF 95 0-3 K ③		B SI 92 B CH 84 B SI 91 B SI 90 4-0 8 2B 1-2 2-3 BB	B SL 84 C FF 93 S SL 86 S FF 92 1-3 K ②		3	1	0	0	1	2	4
5 Freddie Freeman, L (1, 3) OBP: 0.388, SLG: 0.475	X SI 96 0-0 F7 ②		C CU 81 F SI 96 S CU 83 0-3 K ②			F CH 88 S CH 88 B CH 89 B CH 90 B CU 82 X CH 90 3-2 8 1B 2B	X SI 92 0-0 SF9 ① 2-3 3-H	S SL 86 B FF 92 B SL 85 C FF 93 B SL 86 X FF 92 3-2 L5 ③ 1-2		4	1	1	1	0	1	6
8 Justin Upton, R (1, 7) OBP: 0.358, SLG: 0.513	1 SAFE X SI 96 0-0 F7 ③		B FF 96 X FF 97 1-0 G6-3 ③			F SI 95 X FF 96 0-1 23 CS 2-H 1B	F SI 93 1 SAFE F SI 92 X SI 94 0-2 1-H 3-H 2B		C SI 96 S SL 89 X SI 97 0-2 G5-3 ①	5	0	2	3	0	0	3
23 Chris Johnson, R (1, 5) OBP: 0.291, SLG: 0.358		C FF 96 F SI 96 B SI 96 S CH 90 1-3 K ①		C CU 80 C CH 88 B FF 95 B FF 96 X FF 95 2-2 L9 ①		1 SAFE C SI 96 B FF 96 S CH 90 S CH 88 1-3 K ①② 1-2	B FF 94 S FC 88 F SI 93 B SI 92 S SI 94 2-3 K ②		F SI 97 C SL 87 C SL 87 0-3 K ②	5	0	0	0	0	4	2
7 Tommy La Stella, L (1, 4) OBP: 0.334, SLG: 0.326 19 Andrelton Simmons, R (7, PR) OBP: 0.284, SLG: 0.330 (7, 6)		F SI 95 B FF 97 S CH 90 B CH 89 F FF 96 F CU 83 X CU 83 2-2 G3 ②		C CH 88 B CH 89 B SI 94 C CU 82 F SI 97 X CU 83 2-2 G4-3 ②		B CU 82 C SI 95 B FF 95 C CU 81 X FF 97 2-2 25 WP 25 1B 2B	C FF 92 B SI 94 D SI 94 C SI 94 B SI 94 D SI 92 4-2 BB		B SI 96 X SI 96 1-0 1B ③	3 1	1 0	1 1	0 0	1 0	0 0	0 0
25 Christian Bethancourt, R (1, 2) OBP: 0.308, SLG: 0.290		B FF 96 S SI 97 C CU 82 B CH 88 X SI 96 2-2 1B		B CU 81 B CU 80 X SI 96 2-0 G5-3 ③		C FF 97 F CU 81 B FF 97 D CH 89 F FF 96 B CU 83 F FF 96 X FF 97 3-2 2-H 1B	F SI 93 F SI 93 B FS 82 F SI 93 B SI 92 B FS 87 X SI 94 3-2 G6-3 ③			4	0	2	1	0	0	2
2 B.J. Upton, R (1, 8) OBP: 0.284, SLG: 0.333		S FF 96 S FF 97 B FF 97 S FF 96 1-3 K ③			X FF 96 0-0 HR	S FF 97 B FF 95 B FF 96 F FF 96 F FF 96 X SI 97 2-2 G4-3 ③		X FF 92 0-0 F8 ①		4	1	1	1	0	1	2
34 Aaron Harang, R (1, 1) OBP: 0.107, SLG: 0.091 4 Ryan Doumit, S (8, PH) OBP: 0.241, SLG: 0.321 13 Jose Constanza, L (8, PR) 48 David Carpenter, R (8, 1) 46 Craig Kimbrel, R (9, 1)			C FF 94 F FF 94 B SI 96 S SL 83 1-3 K ①		B FF 96 C SI 95 B FF 94 C FF 96 C FF 95 2-3 K ①		C SI 90 X SI 90 0-1 15 BB 22 1B 5 SF9 1B	B FF 93 B FF 92 X FF 92 2-0 22 1B 2B		3 1 0 0 0	1 0 0 0 0	1 1 0 0 0	0 0 0 0 0	2 0 0 0 0	0 0 0 0 0
Inning Stats	R: 0 E: 0 K: 1 S: 7 H: 0 LOB: 1 BB: 0 P: 9	R: 0 E: 0 K: 2 S: 14 H: 1 LOB: 1 BB: 0 P: 20	R: 0 E: 1 K: 2 S: 10 H: 1 LOB: 2 BB: 0 P: 15	R: 0 E: 0 K: 0 S: 8 H: 0 LOB: 0 BB: 0 P: 14	R: 1 E: 0 K: 2 S: 8 H: 1 LOB: 0 BB: 0 P: 10	R: 2 E: 0 K: 1 S: 20 H: 4 LOB: 1 BB: 0 P: 31	R: 3 E: 0 K: 1 S: 20 H: 3 LOB: 2 BB: 2 P: 33	R: 0 E: 0 K: 1 S: 9 H: 2 LOB: 2 BB: 0 P: 15	R: 0 E: 0 K: 1 S: 7 H: 1 LOB: 1 BB: 0 P: 8	1B: 8 2B: 4 3B: 0 HR: 1 SF: 1 SAC: 0 DP: 0 HBP: 1						

PITCHER		IP	WLS	BF	H	R	ER	SO	BB	IBB	HBP	BLK	WP	HR	S	P	ERA	WHIP
37 Stephen Strasburg, R ERA: 3.46	(1, 1)	6.0	L	26	7	3	3	8	0	0	1	0	1	1	67	99	4.50	1.167
13 Jerry Blevins, L ERA: 5.37	(7, 1)	0.1		4	2	3	3	0	1	0	0	0	0	0	8	12	81.00	9.000
52 Ryan Mattheus, R ERA:	(7, 1)	0.2		4	1	0	0	1	1	0	0	0	0	0	12	21	0.00	3.000
29 Rafael Soriano, R ERA: 2.98	(8, 1)	1.0		5	2	0	0	1	0	0	0	0	0	0	9	15	0.00	2.000
64 Blake Treinen, R ERA: 2.18	(9, 1)	1.0		3	1	0	0	1	0	0	0	0	0	0	7	8	0.00	1.000

PITCHER	IP	WLS	BF	H	R	ER	SO	BB	IBB	HBP	BLK	WP	HR	S	P	ERA	WHIP

TOP

Atlanta Braves @ Washington Nationals

Nationals Park, Washington, DC

Wed Sep 10 2014, 4:08 PM - 7:08 PM EDT

Att. 31,086 - Overcast - 78 F

livebaseballscorecards.com

AB	38
R	6
H	13
RBI	6
BB	2
SO	11
LOB	19

WP: 1 PA: 42
PB: 0
SB: 1
CS: 1

BOTTOM

Atlanta Braves @ Washington Nationals

Nationals Park, Washington, DC

Wed Sep 10 2014, 4:08 PM - 7:08 PM EDT

Att. 31,086 - Overcast - 78 F

livebaseballscorecards.com

Batter	1	2	3	4	5	6	7	8	9	AB	R	H	RBI	BB	SO	LOB
2 Denard Span, L (1, 8) OBP: 0.352, SLG: 0.413	C SI 89 X SI 90 0-1 F8 ①		B SI 89 C FF 87 B SL 82 S SI 90 C FF 88 2-3 K ①		X FF 87 0-0 19 1B 28 PB 1B			X FF 94 0-0 F7 ①		4	1	1	0	0	1	0
19 Kevin Frandsen, R (1, 5) OBP: 0.307, SLG: 0.323	B FF 89 B SI 91 C FF 91 B SI 91 X FF 91 3-1 1B		C CU 76 S SL 82 B FF 90 B FF 88 B SI 91 X SI 91 3-2 1B		B SI 91 F FF 88 X SI 85 1-1 28 PB 1-3 1B			C FF 96 B SL 87 X SL 86 1-1 L8 ②		4	0	3	0	0	0	0
28 Jayson Werth, R (1, 9) OBP: 0.381, SLG: 0.446	C FF 90 X FF 91 0-1 F9 ②		B SL 82 B SI 92 C FF 90 B FF 90 C SI 92 F FF 90 F FF 93 S FF 90 3-3 K ②		S SL 82 X SL 81 0-1 G4-3 ③ 1-2 3-H			B SL 86 B FF 96 B FF 96 B FF 96 4-0 BB		3	0	0	0	1	1	3
25 Adam LaRoche, L (1, 3) OBP: 0.367, SLG: 0.462	F SI 91 X SI 91 0-1 L7 ③		B FF 92 B FF 92 C FF 91 C FF 90 1 SAFE S CU 76 2-3 K ③			C SI 88 S CU 75 B FF 90 X CU 75 1-2 F8 ①		C FF 96 D CH 90 F FF 95 B FF 96 X SL 85 2-2 G4-3 ③		4	0	0	0	0	1	3
3 Asdrúbal Cabrera, S (1, 4) OBP: 0.311, SLG: 0.398		X SI 89 0-0 8 1B 1B		C CU 73 B FF 86 B CH 82 C SI 88 B SI 89 X SI 90 3-2 F8 ①		F CU 75 C SI 90 C CU 76 0-3 K ②			C FF 96 F FF 98 X FF 98 0-2 L8 ①	4	0	1	0	0	1	0
34 Bryce Harper, L (1, 7) OBP: 0.337, SLG: 0.424		B CH 84 B SI 91 C SI 90 B SI 92 X SI 91 3-1 F9 ①		B CH 83 F SI 89 F CU 77 X FF 90 1-2 F7 ②		X FF 87 0-0 P4 ③			C FF 96 B KC 87 S KC 88 F FF 98 B FF 98 X KC 87 2-2 HR	4	1	1	1	0	0	1
8 Danny Espinosa, S (1, 6) OBP: 0.281, SLG: 0.361	1 SAFE X CH 85 0-0 1-3 1B			X CU 74 0-0 F8 ③			C SI 87 F CU 74 B CU 75 S CU 74 1-3 K ①		B FF 96 S FF 96 S FF 97 T KC 87 1-2 K ②	4	0	1	0	0	2	0
59 Jose Lobaton, S (1, 2) OBP: 0.286, SLG: 0.299	F SI 91 1 SAFE 1 SAFE F F 1 SAFE B B F 2-3 C FF 89 K ②				B CU 74 S SI 89 S CH 84 C CU 74 1-3 K ①		B SI 90 B FF 86 B SI 89 C SI 88 X SI 89 3-1 G4-3 ②		C FF 97 F FF 97 S FF 97 0-3 K ③	4	0	0	0	0	3	2
37 Stephen Strasburg, R (1, 1) OBP: 0.180, SLG: 0.109 13 Jerry Blevins, L (7, 1) 52 Ryan Mattheus, R (7, 1) 18 Michael Taylor, R (7, PH) OBP: 0.304, SLG: 0.316 29 Rafael Soriano, R (8, 1) 64 Blake Treinen, R (9, 1) OBP: 0.182, SLG: 0.100		X 0-0 L3 ③			C SI 89 C CU 76 S CU 75 0-3 K ②		C SI 90 S CU 77 S CU 76 0-3 K ③			2 0 0 1 0 0	0 0 0 0 0 0	0 0 0 0 0 0	0 0 0 0 0 0	0 0 0 1 0 0	1 0 0 0 0 0	2 0 0 0 0 0
Inning Stats	R: 0 E: 0 K: 0 S: 8 H: 1 LOB: 1 BB: 0 P: 11	R: 0 E: 0 K: 1 S: 10 H: 2 LOB: 2 BB: 0 P: 15	R: 0 E: 0 K: 3 S: 14 H: 1 LOB: 1 BB: 0 P: 24	R: 0 E: 0 K: 0 S: 7 H: 0 LOB: 0 BB: 0 P: 11	R: 1 E: 0 K: 2 S: 11 H: 2 LOB: 1 BB: 0 P: 13	R: 0 E: 0 K: 1 S: 7 H: 0 LOB: 0 BB: 0 P: 8	R: 0 E: 0 K: 2 S: 8 H: 0 LOB: 0 BB: 0 P: 12	R: 0 E: 0 K: 0 S: 6 H: 0 LOB: 1 BB: 1 P: 13	R: 1 E: 0 K: 2 S: 13 H: 1 LOB: 0 BB: 0 P: 16	1B: 6 2B: 0 3B: 0 HR: 1 SF: 0 SAC: 0 DP: 0 HBP: 0						

	AB	34
	R	2
	H	7
	RBI	1
	BB	1
	SO	11
	LOB	11

PITCHER		IP	WLS	BF	H	R	ER	SO	BB	IBB	HBP	BLK	WP	HR	S	P	ERA	WHIP
34 Aaron Harang, R ERA: 3.72	(1, 1)	7.0	W	27	6	1	0	9	0	0	0	0	0	0	65	94	0.00	0.857
48 David Carpenter, R ERA: 3.33	(8, 1)	1.0		4	0	0	0	0	1	0	0	0	0	0	6	13	0.00	1.000
46 Craig Kimbrel, R ERA: 1.74	(9, 1)	1.0		4	1	1	1	2	0	0	0	0	0	1	13	16	9.00	1.000

PITCHER	IP	WLS	BF	H	R	ER	SO	BB	IBB	HBP	BLK	WP	HR	S	P	ERA	WHIP

Washington Nationals @ New York Mets

Citi Field, Flushing, NY

Thu Sep 11 2014, 7:13 PM - 10:21 PM EDT

Att. 21,111 - Cloudy - 82 F

TOP

livebaseballscorecards.com

Batter	1	2	3	4	5	6	7	8	9	AB	R	H	RBI	BB	SO	LOB
2 Denard Span, L (1, 8) OBP: 0.351, SLG: 0.411	B SI 88 B SI 88 C SI 87 F FF 89 X SI 89 2-2 ① F8	X CH 81 0-0 ③ F7		X SI 87 0-0 6 HR 1B	C SI 91 X CU 75 0-1 ② F8			X FF 91 0-0 ① L8		5	1	1	0	0	0	2
6 Anthony Rendon, R (1, 5) OBP: 0.344, SLG: 0.468	C FF 90 X FF 89 0-1 25 HR 1B		B FF 89 B FF 89 C SI 88 F FF 90 F SI 89 F FF 91 F SI 89 B SL 84 C SL 85 3-3 ① K	1 SAFE 1 SAFE C SI 85 X SI 86 0-1 1-H HR	D CU 77 C SI 93 X SI 92 1-1 1-2 1B			C FF 93 B FF 93 F CH 84 X FF 94 1-2 ② G6-3		5	2	3	2	0	1	0
28 Jayson Werth, R (1, 9) OBP: 0.383, SLG: 0.448	B SI 88 1 SAFE B SI 88 C SI 88 F SI 88 X SI 87 1-2 ② P4		B SL 83 B SI 88 B SI 88 C SI 88 X SI 89 3-1 25 1B 2B	H SI 89 1-0 34 WP 20 BB HBP	C FF 92 B SI 91 X CU 78 1-2 ③ G5-3			B FF 94 C CU 77 B CU 78 B CH 86 F FF 93 B FF 94 4-2 BB		3	1	1	0	1	0	3
25 Adam LaRoche, L (1, 3) OBP: 0.367, SLG: 0.468	C SL 83 S SL 84 B SL 83 B SI 89 B CH 81 F SI 88 X SI 90 3-2 1-H HR		C FF 92 X FF 93 0-1 34 1B 20 E 40 L1-4-3 2-H 1B	X CU 74 0-0 ① F7		X FF 90 0-0 ① F8		C CU 80 B CU 81 S CU 81 X FF 92 1-2 ③ F8		5	2	2	3	0	0	2
20 Ian Desmond, R (1, 6) OBP: 0.304, SLG: 0.413	S SI 89 H SI 89 1-1 HBP		D SL 84 C SI 88 X SI 87 1-1 FC1 40 L1-4-3 34 1B 1-2	B FC 85 B FF 89 B FF 91 B FF 90 4-0 34 WP 1-2 BB		C SL 89 B SL 80 B CU 76 C SL 80 S FF 92 2-3 ② K			F FF 94 B FF 94 C FF 94 B FF 95 B FF 95 S CH 84 3-3 ① K	3	0	0	0	1	2	1
34 Bryce Harper, L (1, 7) OBP: 0.338, SLG: 0.422	B SI 89 1 SAFE X SI 87 1-0 ③ L9		C SL 84 S CH 82 B FF 92 F SI 90 X SI 89 1-2 40 L1-4-3 1-2 2-3 1B	C CU 76 S FS 81 B FF 93 B FS 81 B FC 92 F FC 90 B SL 82 4-2 40 G6-3 1-2 2-3 BB		B SI 92 B CU 76 T FF 92 F SI 92 F FC 91 X SL 82 2-2 ③ G3			C FF 96 B FF 95 X FF 95 1-1 ② P6		4	0	1	0	1	0	1
40 Wilson Ramos, R (1, 2) OBP: 0.307, SLG: 0.401		C SL 84 B SL 84 B SL 82 X SI 88 2-1 ① G5-3	B SI 90 F SI 89 X SI 89 1-1 ② L1-4-3 1-2 2-3 3-H	X FF 92 0-0 ② ③ G6-3 1-2f			F FF 93 B FF 93 B FF 94 X CU 75 2-1 ① P4		S SL 88 X SL 86 0-1 ③ G5-3	5	0	0	1	0	0	5
3 Asdrúbal Cabrera, S (1, 4) OBP: 0.313, SLG: 0.396		L FF 90 F FF 90 B FF 90 B SI 90 B SL 84 F SI 88 B SI 89 4-2 57 SH2-4 BB	I IN 73 I IN 76 I IN 78 I IN 78 4-0 IBB	X FF 90 0-0 ① F7			X FF 94 0-0 ② G4-3			2	0	0	0	2	0	0
57 Tanner Roark, R (1, 1) OBP: 0.127, SLG: 0.111 35 Craig Stammen, R (7, 1) OBP: 0.286, SLG: 0.429 46 Matt Thornton, L (8, 1) 36 Tyler Clippard, R (8, 1) 48 Ross Detwiler, R (9, 1)		L SI 85 B L X SI 85 1-2 ② SH2-4 1-2	C SI 88 T SI 89 S SI 89 0-3 ③ K		C FF 90 C CU 75 B SI 92 B SL 81 F FF 92 F SL 82 B SI 93 F FF 93 B FF 92 4-2 6 1B BB		B FF 93 C FF 93 S FF 94 F CH 85 B CU 75 B FF 94 S FF 93 3-3 ③ K			2 0 0 0 0	0 0 0 0 0	0 0 0 0 0	1 0 0 0 0	2 0 0 0 0	3 0 0 0 0

	AB	34
	R	6
	H	8
	RBI	6
	BB	6
	SO	5
	LOB	17

Inning Stats	1	2	3	4	5	6	7	8	9
	R: 2 E: 0 K: 0 S: 15	R: 0 E: 0 K: 0 S: 9	R: 2 E: 1 K: 2 S: 21	R: 2 E: 0 K: 0 S: 8	R: 0 E: 0 K: 0 S: 13	R: 0 E: 0 K: 1 S: 8	R: 0 E: 0 K: 1 S: 7	R: 0 E: 0 K: 0 S: 9	R: 0 E: 0 K: 1 S: 7
	H: 2 LOB: 1 BB: 0 P: 23	H: 0 LOB: 1 BB: 1 P: 16	H: 3 LOB: 3 BB: 1 P: 34	H: 2 LOB: 2 BB: 2 P: 17	H: 1 LOB: 2 BB: 1 P: 19	H: 0 LOB: 0 BB: 0 P: 12	H: 0 LOB: 0 BB: 0 P: 12	H: 0 LOB: 1 BB: 1 P: 15	H: 0 LOB: 0 BB: 0 P: 11

	1B: 5	SF: 0
	2B: 1	SAC: 1
	3B: 0	DP: 1
	HR: 2	HBP: 2

	WP: 1	PA: 43
	PB: 0	
	SB: 0	
	CS: 0	

PITCHER		IP	WLS	BF	H	R	ER	SO	BB	IBB	HBP	BLK	WP	HR	S	P	ERA	WHIP
40 Bartolo Colon, R ERA: 4.14	(1, 1)	3.0	L	21	7	6	5	2	1	1	2	0	0	2	48	77	15.00	2.667
16 Daisuke Matsuzaka, R ERA: 4.05	(4, 1)	3.0		12	1	0	0	1	3	0	0	0	1	0	26	44	0.00	1.333
62 Erik Goeddel, R ERA: 5.4	(7, 1)	1.2		6	0	0	0	1	1	0	0	0	0	0	13	23	0.00	0.600
68 Dario Álvarez, L ERA:	(8, 1)	0.1		1	0	0	0	0	0	0	0	0	0	0	3	4	0.00	0.000
71 Gonzalez Germen, R ERA: 5.08	(9, 1)	1.0		3	0	0	0	1	0	0	0	0	0	0	7	11	0.00	0.000

PITCHER		IP	WLS	BF	H	R	ER	SO	BB	IBB	HBP	BLK	WP	HR	S	P	ERA	WHIP

BOTTOM

Washington Nationals @ New York Mets

Citi Field, Flushing, NY

Thu Sep 11 2014, 7:13 PM - 10:21 PM EDT

Att. 21,111 - Cloudy - 82 F

livebaseballscorecards.com

Batter	1	2	3	4	5	6	7	8	9	AB	R	H	RBI	BB	SO	LOB
22 Eric Young Jr., S (1, 7) OBP: 0.312, SLG: 0.324	C SI 89 F SI 91 F SI 91 B SL 86 X SI 93 1-2 G4-3 ①		X SI 92 0-0 G4-3 ③			B SI 92 X CH 82 1-0 12 G4-3, 12 E, 1B		B SI 91 X SI 91 1-0 28 HBP, 1-2, 1B		4	0	2	0	0	0	0
12 Juan Lagares, R (1, 8) OBP: 0.315, SLG: 0.377	F SI 92 B SL 86 X SI 92 1-1 F9 ②			C SI 91 B FF 92 X SI 91 1-1 F8 ①		1 SAFE B SI 92 F SI 90 S SL 84 F SI 92 X SI 94 1-2 G4-3 ②③, 1-3		C FC 88 X FC 88 0-1 F6 ①		4	0	0	0	0	0	3
28 Daniel Murphy, L (1, 5) OBP: 0.343, SLG: 0.420 6 Matthew den Dekker, L (8, PR) OBP: 0.321, SLG: 0.282 71 Gonzalez Germen, R (9, 1)	X SI 92 0-0 F7 ③			C SI 92 X CH 82 0-1 G6-3 ②			B SI 89 B FF 92 C SI 91 X SI 91 2-1 L5 ①	F FF 96 H SI 96 1-1 HBP, 1-2, 2-3		3 0 0	0 0 0	0 0 0	0 0 0	0 0 0	0 0 0	0 0 0
21 Lucas Duda, L (1, 3) OBP: 0.348, SLG: 0.479		B SI 91 B SI 92 C SI 92 X SI 92 2-1 7 1B, 2B		C SI 92 X SL 84 0-1 F9 ③			C SI 91 X CH 83 0-1 3 BB, 20 1B, 2 1B, 1B	F FF 96 B FF 97 C SL 85 X FF 97 1-2 L6 ②		4	1	2	0	0	0	3
7 Travis d'Arnaud, R (1, 2) OBP: 0.306, SLG: 0.415 20 Anthony Recker, R (5, 2) OBP: 0.230, SLG: 0.382		C SL 85 B SL 85 F SI 93 F SL 86 X SI 94 1-2 2 P4-3, 2-3, 1B			F SI 89 X SI 91 0-1 HR		S SL 84 C SL 83 X SL 84 0-2 2 1B, 3 BB, 1-2, 1B	C CH 79 C CH 81 B FS 84 S FF 91 1-3 K ③		1 3	0 1	1 2	0 1	0 0	0 1	0 3
3 Curtis Granderson, L (1, 9) OBP: 0.318, SLG: 0.372		C FF 94 T SI 94 X SL 86 0-2 P5 ①			X SI 90 0-0 P4 ①		B SI 91 B SI 91 B SI 91 B SI 91 4-0 2 1B, 1-2, 2-3, BB		X FF 94 0-0 F8 ①	3	0	0	0	1	0	2
2 Dilson Herrera, R (1, 4) OBP: 0.333, SLG: 0.429		C SI 94 D SL 86 X SI 93 1-1 P4-3 ②③, 1-2f			C SL 83 C SI 92 F SL 84 B SI 92 B SL 86 F SI 92 S CU 75 2-3 K ②		B SI 91 C SI 93 S SL 85 D SL 86 F SI 93 X SI 93 2-2 4 G6-4-3, 1-2, 2-3, 3-H, 1B		B FF 95 B FF 95 B SI 94 C FF 94 X SI 94 3-1 L8 ②	4	0	1	1	0	1	2
4 Wilmer Flores, R (1, 6) OBP: 0.259, SLG: 0.312			B SI 91 C SI 90 F SI 92 B SI 92 F SL 85 X SI 93 2-2 F8 ①		B SI 92 B SI 91 B SI 92 C FF 92 X FF 92 3-1 G5-3 ③		C FC 87 C SI 92 B SI 93 F SI 92 F FC 88 X FC 88 1-2 G6-4-3 ②③, 1-2f		C FF 94 X CH 86 0-1 G6-3 ③	4	0	0	0	0	0	3
40 Bartolo Colon, R (1, 1) OBP: 0.035, SLG: 0.053 16 Daisuke Matsuzaka, R (4, 1) OBP: 0.250, SLG: 0.182 9 Kirk Nieuwenhuis, L (6, PH) OBP: 0.364, SLG: 0.494 62 Erik Goeddel, R (7, 1) 68 Dario Alvarez, L (8, 1) 53 Bobby Abreu, L (8, PH) OBP: 0.336, SLG: 0.341 29 Eric Campbell, R (9, 5) OBP: 0.332, SLG: 0.387			F SI 92 B SI 92 X SI 92 1-1 P3 ②			C SI 91 B SL 84 F SI 91 B FF 92 X SI 92 2-2 F7 ①		C SI 92 B SI 92 S SI 93 B SI 92 B FC 89 X SI 92 3-2 28 HBP, 22 1B, 1B		1 0 1 0 0 1 0	0 0 0 0 0 0 0	0 0 0 0 0 1 0	0 0 0 0 0 0 0	0 0 0 0 0 0 0	0 0 0 0 0 0 0	0 0 0 0 0 0 0
Inning Stats	R: 0 E: 0 K: 0 S: 7 H: 0 LOB: 0 BB: 0 P: 9	R: 0 E: 0 K: 0 S: 11 H: 2 LOB: 1 BB: 0 P: 15	R: 0 E: 0 K: 0 S: 7 H: 0 LOB: 0 BB: 0 P: 10	R: 0 E: 0 K: 0 S: 6 H: 0 LOB: 0 BB: 0 P: 7	R: 1 E: 0 K: 1 S: 10 H: 1 LOB: 0 BB: 0 P: 15	R: 0 E: 1 K: 0 S: 8 H: 1 LOB: 1 BB: 0 P: 12	R: 1 E: 0 K: 0 S: 16 H: 3 LOB: 2 BB: 1 P: 25	R: 0 E: 0 K: 1 S: 13 H: 2 LOB: 3 BB: 0 P: 20	R: 0 E: 0 K: 0 S: 5 H: 0 LOB: 0 BB: 0 P: 8	1B: 7 2B: 2 3B: 0 HR: 1 SF: 0 SAC: 0 DP: 2 HBP: 1						

	AB	33
	R	2
	H	9
	RBI	2
	BB	1
	SO	2
	LOB	16

PITCHER		IP	WLS	BF	H	R	ER	SO	BB	IBB	HBP	BLK	WP	HR	S	P	ERA	WHIP
57 Tanner Roark, R ERA: 2.96	(1, 1)	6.1	W	25	7	2	2	1	1	0	0	0	0	1	60	87	2.84	1.263
35 Craig Stammen, R ERA: 3.36	(7, 1)	1.0	H	4	2	0	0	0	0	0	0	0	0	0	11	16	0.00	2.000
46 Matt Thornton, L ERA: 1.83	(8, 1)	0.1	H	2	0	0	0	0	0	0	1	0	0	0	4	6	0.00	0.000
36 Tyler Clippard, R ERA: 2.12	(8, 1)	0.1	H	1	0	0	0	1	0	0	0	0	0	0	3	4	0.00	0.000
48 Ross Detwiler, L ERA: 3.79	(9, 1)	1.0		3	0	0	0	0	0	0	0	0	0	0	5	8	0.00	0.000

PITCHER	IP	WLS	BF	H	R	ER	SO	BB	IBB	HBP	BLK	WP	HR	S	P	ERA	WHIP

Washington Nationals @ New York Mets

Citi Field, Flushing, NY

Fri Sep 12 2014, 7:13 PM - 10:21 PM EDT

Att. 25,792 - Partly Cloudy - 73 F

TOP

livebaseballscorecards.com

Batter	1	2	3	4	5	6	7	8	9	AB	R	H	RBI	BB	SO	LOB
2 Denard Span, L (1, 8) OBP: 0.353, SLG: 0.411	C FF 87 B SI 89 F SI 89 X SI 90 1-2 L4 ①	C CH 82 H KC 75 1-1 HBP		C KC 73 S CH 83 X CH 83 0-2 G3-1 ②		1 SAFE D CH 83 C SI 90 X SI 90 1-1 3 G4-6-3 1-2 1B			C FF 93 B CH 88 F CH 88 F FF 94 X CH 89 1-2 6 S 1B	4	0	2	0	0	0	0
3 Asdrúbal Cabrera, S (1, 4) OBP: 0.310, SLG: 0.392	B FF 89 C CH 82 B FF 90 B SI 89 X SI 89 3-1 F7 ②	B SI 90 C CH 82 S SI 89 X FF 91 1-2 L4 ③		L SI 90 F SI 90 F SL 84 F SI 92 S KC 76 0-3 K ③		B SI 93 B CU 79 X FC 91 2-0 G4-6-3 ② ③ 1-2f			1 SAFE F FF 93 S SI 93 1 SAFE F SL 86 X SI 93 0-2 F7 ①	5	0	0	0	0	1	6
6 Anthony Rendon, R (1, 5) OBP: 0.346, SLG: 0.476	F FF 88 C SI 91 B SL 84 X SI 90 1-2 25 BB 1B		X SI 89 0-0 25 1B 2B	C SI 89 B CH 82 F CH 83 B SI 91 X SL 83 2-2 HR			C FC 90 F FC 91 B FC 91 B CU 83 S FC 91 2-3 K ①		B FF 94 1 SAFE B FF 94 B FF 94 C FF 94 S SL 85 S SL 86 3-3 K ② 1-2	5	2	3	1	0	2	1
25 Adam LaRoche, L (1, 3) OBP: 0.373, SLG: 0.469	B SI 90 D CH 83 1 SAFE C SI 90 C SI 90 1 SAFE F CH 83 B SI 90 B SI 90 4-2 20 FC5-4 1-2 BB		C SL 82 D KC 76 X SI 90 1-1 34 G4-6-3 20 1B 40 1B 2-H 1B	C KC 74 S KC 74 B KC 74 B CH 83 B SI 89 B SI 90 4-2 20 FC4-6 BB			B CU 80 B FF 94 C FF 93 F FC 91 F CU 82 B FF 94 B FC 91 4-2 20 G4-6-3 BB		B SL 85 B CU 81 B SL 85 I 4-0 IBB	1	1	1	1	4	0	0
20 Ian Desmond, R (1, 6) OBP: 0.303, SLG: 0.411	B SL 85 T SL 84 X KC 74 1-1 FC5-4 ③ 1-2f		B SI 90 B SL 90 F SI 90 B SI 91 X SI 90 3-1 34 G4-6-3 1-2 1B	F SL 82 B SL 83 X SL 81 1-1 FC4-6 ① 1-2f			1 SAFE B FC 88 X FC 90 1-0 G4-6-3 ② ③ 1-2f		C FF 94 B FC 93 B SL 87 C SL 86 T SL 85 2-2 K ③	5	0	1	0	0	1	6
34 Bryce Harper, L (1, 7) OBP: 0.337, SLG: 0.420		F SL 80 B KC 72 X CH 82 1-1 E8 47 SH1-4 1B	X CH 84 0-0 G4-6-3 ① ② 1-2f 2-3	1 SAFE 1 SAFE F SI 89 B SI 89 B SI 88 S CH 81 F CH 82 F SI 90 F CH 83 3-2 B FF 80 X CH 83 F7 ② 1-2				S FF 97 F SI 96 S SL 90 0-3 K ①		4	0	1	0	0	1	3
40 Wilson Ramos, R (1, 2) OBP: 0.306, SLG: 0.399		X SI 88 0-0 G1-3 ①	C SI 91 B SI 91 X SI 91 1-1 3-H 1B		X SI 91 0-0 G6-3 ③			C SI 97 T SL 88 B FF 98 S SL 89 1-3 K ②		4	0	1	1	0	1	2
17 Nate Schierholtz, L (1, 9) OBP: 0.235, SLG: 0.300		B KC 72 B CH 82 X SI 89 2-0 E2 47 SH1-4	C CH 83 B CH 84 F CH 82 F FF 90 F SL 82 F SL 84 T KC 75 1-2 K ③			B CH 81 B CH 81 C SI 89 B FF 89 F SI 89 X SI 91 3-2 2 1B 1B		B FF 98 X FF 98 1-0 19 FC6-4 1B		4	0	2	0	0	1	2
47 Gio González, R (1, 1) OBP: 0.098, SLG: 0.195 30 Aaron Barrett, R (7, 1) 19 Kevin Frandsen, R (8, PH) OBP: 0.306, SLG: 0.321 13 Jerry Blevins, L (8, 1)		X SI 88 0-0 SH1-4 ② 1-2 2-3		C SL 81 C SI 89 F SI 89 B FF 89 S SL 82 1-3 K ①		B L SI 87 L SI 87 M 1-3 K ①		B SL 88 C SL 88 C SI 97 I SAFE X SL 89 1-2 FC6-4 ③ 1-2f		2 0 1 0	0 0 0 0	0 0 0 0	0 0 0 0	2 0 0 0	1 0 1 0	1 0 1 0

	AB	35
	R	3
	H	11
	RBI	3
	BB	4
	SO	9
	LOB	22

Inning Stats																								
	R: 0 E: 0 K: 0 S: 13	H: 1 LOB: 2 BB: 1 P: 23	R: 0 E: 2 K: 0 S: 9	H: 1 LOB: 3 BB: 0 P: 14	R: 2 E: 0 K: 1 S: 14	H: 4 LOB: 1 BB: 0 P: 20	R: 0 E: 0 K: 2 S: 12	H: 0 LOB: 0 BB: 0 P: 13	R: 1 E: 0 K: 0 S: 15	H: 1 LOB: 1 BB: 1 P: 25	R: 0 E: 0 K: 1 S: 9	H: 2 LOB: 1 BB: 0 P: 16	R: 0 E: 0 K: 1 S: 7	H: 0 LOB: 0 BB: 1 P: 14	R: 0 E: 0 K: 2 S: 10	H: 1 LOB: 1 BB: 0 P: 13	R: 0 E: 0 K: 2 S: 14	H: 1 LOB: 2 BB: 1 P: 24	1B: 9 2B: 1 3B: 0 HR: 1	SF: 0 SAC: 1 DP: 3 HBP: 1	WP: 0 PB: 0 SB: 2 CS: 0	PA: 41	

PITCHER		IP	WLS	BF	H	R	ER	SO	BB	IBB	HBP	BLK	WP	HR	S	P	ERA	WHIP
35 Dillon Gee, R ERA: 3.8	(1, 1)	5.1	W	28	9	3	3	4	2	0	1	0	0	1	71	108	5.06	2.062
52 Carlos Torres, R ERA: 3.16	(6, 1)	1.2	H	4	0	0	0	1	1	0	0	0	0	0	8	17	0.00	0.600
27 Jeurys Familia, R ERA: 2.0	(8, 1)	1.0	H	4	1	0	0	2	0	0	0	0	0	0	10	13	0.00	1.000
58 Jenrry Mejia, R ERA: 3.92	(9, 1)	1.0	S	5	1	0	0	2	0	1	0	0	0	0	14	24	0.00	1.000

PITCHER	IP	WLS	BF	H	R	ER	SO	BB	IBB	HBP	BLK	WP	HR	S	P	ERA	WHIP

BOTTOM

Washington Nationals @ New York Mets

Citi Field, Flushing, NY

Fri Sep 12 2014, 7:13 PM - 10:21 PM EDT

Att. 25,792 - Partly Cloudy - 73 F

livebaseballscorecards.com

Batter	1	2	3	4	5	6	7	8	9	AB	R	H	RBI	BB	SO	LOB
22 Eric Young Jr., S (1, 7) OBP: 0.314, SLG: 0.327	X SI 89 0-0 21 BB 12 HBP 7 2B 1B	C CH 83 B FF 93 S CH 84 B CU 79 S CH 85 2-3 ③ K			C CH 82 B CH 81 B SI 91 B SI 92 S FF 92 X FF 92 3-2 12 2B 1B		B SI 91 B CH 82 C FF 91 C SI 91 F SI 92 X FF 92 2-2 ② P6			4	2	2	0	0	1	0
12 Juan Lagares, R (1, 8) OBP: 0.319, SLG: 0.382	C SI 90 L SI 89 H FF 90 1-2 21 BB 7 2B 1-2 HBP		C CU 76 X CH 82 0-1 ① F8		1 SAFE 1 SAFE C CH 82 F SI 90 1 SAFE X CH 83 0-2 29 L8 1-H 2B		C SL 83 X SI 92 0-1 29 S 1B			3	1	2	1	0	0	0
29 Eric Campbell, R (1, 5) OBP: 0.325, SLG: 0.379	X FF 92 0-0 ① F8		C SI 90 F SI 91 F CU 78 B CH 83 S CH 83 1-3 ② K		C CU 75 B FF 92 B FF 91 X CH 83 2-2 ① L8 2-3		C FF 92 D SL 84 B SL 82 F CH 84 B FF 92 C SL 84 3-3 ③ K 1-2			4	0	0	0	0	2	4
21 Lucas Duda, L (1, 3) OBP: 0.349, SLG: 0.478	T FF 91 C CU 76 B CU 76 B CH 82 B FF 93 F CH 82 F FF 92 B FF 93 4-2 7 2B 7 E 1-2 2-3 BB		C FF 91 C FF 92 B CU 78 F FF 92 X FF 92 1-2 1B		B CU 77 X SI 91 1-0 ② G3-4			F SI 91 B SI 91 C SI 91 S CU 74 1-3 ① K		3	1	1	0	1	1	1
7 Travis d'Arnaud, R (1, 2) OBP: 0.305, SLG: 0.416	C CH 83 B SI 92 B CH 84 C FF 92 F SI 93 B FF 94 X CH 84 3-2 E2 1-H 2-H 3-H 2B		C SI 92 D CH 84 B CH 83 X SI 91 2-1 ③ F7		C FF 93 C SI 93 F FF 92 B CU 78 F CU 78 F SI 92 B SI 92 S CH 83 2-3 ③ K			B SI 90 B CH 84 S SI 90 S CH 83 B SI 92 C SI 91 3-3 ② K		4	0	1	2	0	2	2
3 Curtis Granderson, L (1, 9) OBP: 0.317, SLG: 0.373	S FF 92 X FF 92 0-1 ② F9			X FF 91 0-0 2B		B CU 74 B FF 90 X FF 91 2-0 ① G4-3		C CU 73 S SI 91 S CU 74 0-3 ③ K		4	0	1	0	0	1	1
2 Dilson Herrera, R (1, 4) OBP: 0.314, SLG: 0.400	F SI 91 C FF 92 C CU 78 0-3 ③ K			C FF 91 B CU 76 S CH 84 C CH 83 1-3 ① K		F SI 91 X SI 91 0-1 ② G4-3				3	0	0	0	0	2	2
11 Rubén Tejada, R (1, 6) OBP: 0.338, SLG: 0.283		B SI 92 F FF 93 C CU 76 X FF 92 1-2 ① F8		S CH 83 X CH 83 0-1 ② G5-3		B SI 92 F SI 91 C CU 77 S FF 92 1-3 ③ K				3	0	0	0	0	1	1
35 Dillon Gee, R (1, 1) 52 Carlos Torres, R (6, 1) 13 Josh Satin, R (7, PH) OBP: 0.289, SLG: 0.167 27 Jeurys Familia, R (8, 1) OBP: 0.667, SLG: 0.667 58 Jenrry Mejia, R (9, 1)		S SI 91 F SI 92 S CU 76 0-3 ② K		B SI 93 B SI 91 S FF 92 X SI 91 2-1 ③ G4-3			B SI 91 B SI 92 C SI 92 F FF 92 F CU 78 B CH 83 X SI 93 3-2 ① G1-3			2 0 1 0 0	0 0 0 0 0	0 0 0 0 0	0 0 0 0 0	0 0 0 0 0	1 0 0 0 0	1 0 0 0 0
Inning Stats	R: 3 E: 1 K: 1 S: 17 H: 2 LOB: 1 BB: 1 P: 25	R: 0 E: 0 K: 2 S: 9 H: 0 LOB: 0 BB: 0 P: 12	R: 0 E: 0 K: 1 S: 12 H: 1 LOB: 1 BB: 0 P: 16	R: 0 E: 0 K: 1 S: 8 H: 1 LOB: 1 BB: 0 P: 11	R: 1 E: 0 K: 1 S: 16 H: 2 LOB: 1 BB: 0 P: 24	R: 0 E: 0 K: 1 S: 6 H: 0 LOB: 0 BB: 0 P: 9	R: 0 E: 0 K: 1 S: 13 H: 1 LOB: 1 BB: 0 P: 21	R: 0 E: 0 K: 3 S: 9 H: 0 LOB: 0 BB: 0 P: 13		1B: 4 2B: 3 3B: 0 HR: 0	SF: 0 SAC: 0 DP: 0 HBP: 1		WP: 0 PB: 0 SB: 1 CS: 0	PA: 33		

	AB	31
	R	4
	H	7
	RBI	3
	BB	1
	SO	11
	LOB	12

PITCHER		IP	WLS	BF	H	R	ER	SO	BB	IBB	HBP	BLK	WP	HR	S	P	ERA	WHIP
47 Gio González, L ERA: 3.79	(1, 1)	6.2	L	28	6	4	3	7	1	0	1	0	0	0	76	110	4.05	1.050
30 Aaron Barrett, R ERA: 2.87	(7, 1)	0.1		2	1	0	0	1	0	0	0	0	0	0	5	8	0.00	3.000
13 Jerry Blevins, L ERA: 5.26	(8, 1)	1.0		3	0	0	0	3	0	0	0	0	0	0	9	13	0.00	0.000

PITCHER	IP	WLS	BF	H	R	ER	SO	BB	IBB	HBP	BLK	WP	HR	S	P	ERA	WHIP

Washington Nationals @ New York Mets

Citi Field, Flushing, NY

Sat Sep 13 2014, 7:13 PM - 10:43 PM EDT

Att. 28,849 - Drizzle - 63 F

TOP

livebaseballscorecards.com

Batter	1	2	3	4	5	6	7	8	9	AB	R	H	RBI	BB	SO	LOB
2 Denard Span, L (1, 8) OBP: 0.353, SLG: 0.415	B FF 94 B FF 96 C FF 96 F SI 97 X FF 97 2-2 G4-3 ①	C CU 80 F FF 96 X CU 79 0-2 L7 ③			B FF 95 B FF 94 B SI 94 C SI 94 B SI 94 4-1 6 S 28 1B BB	S SI 88 X CH 82 0-1 E3 6 E 6 1B 28 FC3-6	F SL 87 B FF 92 B SI 90 B SL 86 F SI 90 X SL 86 3-2 G3 ③		F FF 91 B CU 79 S CU 79 B FF 92 X CU 80 2-2 2-H HR	5	3	1	2	1	0	3
18 Michael Taylor, R (9, 8) OBP: 0.304, SLG: 0.316										0	0	0	0	0	0	0
6 Anthony Rendon, R (1, 5) OBP: 0.351, SLG: 0.479	B FF 95 F FF 98 B FF 97 X FC 93 2-1 1B		C FF 93 C FF 93 B FF 96 B CH 87 B FF 96 F FF 96 F FF 96 X SI 96 3-2 28 G6-4-3 1B		B CH 88 B SI 94 C CU 77 1 SAFE 1 SAFE B CU 79 F FF 96 F CH 87 X CU 78 3-2 FC1 28 1B 20 1B 1-2	1 SAFE S FF 90 X FF 91 0-1 E8 28 FC3-6 1-3 1B		B CU 81 H FF 92 2-0 28 FC9-6 HBP	X FF 91 0-0 1B	5	1	4	0	0	0	1
28 Jayson Werth, R (1, 9) OBP: 0.381, SLG: 0.445	C FF 96 B CU 78 B FF 96 F CH 87 F FF 97 S CU 77 2-3 K ②		B CU 80 F CU 79 B FF 95 X FF 94 2-1 G6-4-3 ①② 1-2f		X FF 93 0-0 20 1B 1-3 2-H 1B	C FF 91 B SL 85 F SI 90 B CU 76 F FF 92 X FF 91 2-2 FC3-6 ① 1-2f 3-H		C FF 93 B CU 83 B FF 94 F FF 94 D CU 84 X FF 93 3-2 FC9-6 ① 25 G1-3 25 WP 20 2B 1-2f	B CU 75 F FF 92 S FF 93 C CU 75 1-3 K ③	5	2	1	2	0	1	4
21 Steven Souza Jr., R (9, PH) OBP: 0.125, SLG: 0.067										1	0	0	0	0	1	1
25 Adam LaRoche, L (1, 3) OBP: 0.369, SLG: 0.464	1 SAFE C FF 95 X CU 78 0-1 F8 ③		B FC 91 S SL 47 F B FC 90 B FC 90 F FF 94 F FF 96 S CU 80 3-3 K ③		D FF 94 C CH 85 B FF 93 S FF 94 B CH 86 S FF 94 3-3 K ①	X SI 92 0-0 F7 ②		B SI 91 F SI 92 X SI 92 1-1 G1-3 ② 1-3		5	0	0	0	0	2	5
20 Ian Desmond, R (1, 6) OBP: 0.307, SLG: 0.415		B FF 95 C FC 92 B FF 96 C FC 91 B FC 91 B FC 92 4-2 34 HR BB		B FF 95 C FF 94 X FC 91 1-1 3 S 34 1B 3 E 1B	F CH 86 X CH 86 0-1 3 BB 34 S 2-H 3-H 1B	C FF 92 S SL 86 B SL 87 F FF 93 B SI 91 X SL 87 2-2 G3-1 ③		B FF 93 S FF 92 B CU 82 X FF 92 2-1 3-H 2B		4	2	3	3	1	0	1
34 Bryce Harper, L (1, 7) OBP: 0.344, SLG: 0.434		1 SAFE C FF 94 1 SAFE 1 SAFE B FF 93 B CU 80 B CH 88 S FF 96 F FF 96 3-2 F FF 86 F FC 92 X FF 95 1-H HR		D CH 87 1 SAFE S FF 94 B FF 95 X CH 89 2-1 59 L9 3 E 1-2 1B	B FF 94 B CH 86 B CH 85 B FF 94 4-0 3 BB 1-2 BB		X CH 81 0-0 59 1B 1B	D CU 83 F SI 92 X SI 91 1-1 G6-3 ③		4	1	3	2	1	0	1
3 Asdrúbal Cabrera, S (1, 4) OBP: 0.311, SLG: 0.393		F FF 95 S FF 96 S FF 97 0-3 K ①	B FF 96 F FF 94 B FF 94 F FC 89 B FF 94 S FF 95 3-3 K ① 1-2 2-H	B FF 95 F FF 93 B CH 84 F FF 93 B FF 95 4-2 1-2 2-3 BB	B SI 88 B SI 88 S SI 88 F SI 89 D SI 91 X SI 89 3-2 F8 ①		B FC 89 S FF 87 S FF 90 B CU 79 F CU 78 X FF 89 2-2 2 HR 2B	4	1	1	0	1	2	2
59 Jose Lobaton, S (1, 2) OBP: 0.289, SLG: 0.302	C CU 80 S FF 96 B CU 81 B FF 97 B CH 90 X FF 96 3-2 1B		D CH 87 B CU 78 S FF 93 B FF 92 S CH 90 X FF 93 3-2 L9 ② 2-3	B FF 94 F FF 93 F CH 84 S FF 95 1-3 K ②	C SL 88 B SI 90 1 SAFE X SI 90 1-1 17 G2-3 1-3 1B		B FF 90 F FF 90 X FF 90 1-1 F7 ①	5	0	2	0	0	1	5
58 Doug Fister, L (1, 1) OBP: 0.065, SLG: 0.065	M CU 80 B X 1-1 B2 ②		X FF 93 0-0 G4-3 ③	S FF 94 B FF 93 S CH 84 S CH 86 1-3 K ③	C SL 87 F SL 86 X FF 91 0-2 G2-3 ② 1-2		S FF 89 B CU 80 S FF 90 C CU 80 1-3 K ②	3	0	0	0	0	1	5
17 Nate Schierholtz, L (7, PH) OBP: 0.235, SLG: 0.299								1	0	0	0	0	0	2
29 Rafael Soriano, R (7, 1)								0	0	0	0	0	0	0
48 Ross Detwiler, R (8, 1)								0	0	0	0	0	0	0
7 Scott Hairston, R (9, PH) OBP: 0.250, SLG: 0.310								1	0	0	0	0	1	1
31 Xavier Cedeño, L (9, 1)								0	0	0	0	0	0	0

| Inning Stats | | | | | | | | | |

Batter	1	2	3	4	5	6	7	8	9	AB	R	H	RBI	BB	SO	LOB
22 Eric Young Jr., S (1, 7) OBP: 0.310, SLG: 0.322 38 Vic Black, R (8, 1) 68 Dario Álvarez, L (9, 1) 62 Erik Goeddel, R (9, 1)	B SI 85 C SI 85 X SI 87 1-1 G1-3		C SI 87 C SI 86 X SI 87 0-2 G3-1		C CH 78 C SI 86 X FC 83 0-2 G4-3		F FF 93 B FF 92 S SL 84 X FF 93 1-2 G4-3			4 0 0 0	0 0 0 0	0 0 0 0	0 0 0 0	0 0 0 0	0 0 0 0	0 0 0 0
12 Juan Lagares, R (1, 8) OBP: 0.323, SLG: 0.385	C SI 86 X SI 87 0-1 1B			B SI 86 C CH 77 X SI 87 1-1 G3		X SI 83 0-0 28 E 3 1B 1B		B FF 93 F SI 92 B CH 85 X SI 92 2-1 1B		4	1	3	0	0	0	0
28 Daniel Murphy, L (1, 5) OBP: 0.341, SLG: 0.417	C SI 86 1 SAFE F FC 86 S SI 88 0-3 K			X SI 87 0-0 F7		X SI 84 0-0 FC6 3 1B 1-2		C SI 92 X SI 92 0-1 L8		4	0	0	0	0	1	3
21 Lucas Duda, L (1, 3) OBP: 0.348, SLG: 0.475	F FF 88 B SI 87 B FC 86 1 SAFE 1 SAFE B SI 89 X SI 89 3-1 L8			B SI 86 B SI 87 C CH 79 B FC 82 B SI 87 4-1 BB		B CH 76 F SI 86 B FC 81 F CH 75 B FC 82 C CU 71 3-3 K		B SI 92 B SI 93 C SI 92 X SI 93 2-1 F9		3	0	0	0	1	1	4
7 Travis d'Arnaud, R (1, 2) OBP: 0.302, SLG: 0.412		B SI 87 C SI 86 B FC 86 F FC 85 X SI 88 2-2 G4-3		C CH 79 X SI 88 0-1 P6		S FC 80 X SI 89 0-1 F7		B FF 94 C SI 92 X SI 93 1-1 G1-3		4	0	0	0	0	0	4
3 Curtis Granderson, L (1, 9) OBP: 0.321, SLG: 0.377 13 Josh Satin, R (9, PH) OBP: 0.282, SLG: 0.161		C SI 87 H FC 86 1-1 4 G6-4-3 HBP			B SI 84 C SI 85 X SI 86 1-1 4 HR 2B	B CU 70 F SI 87 B CH 77 X CH 80 2-1 1-3 2-H 1B			B FF 90 C FF 90 B FF 91 C FF 90 S FF 90 2-3 K	2 1	1 0	2 0	1 0	0 0	0 1	0 0
4 Wilmer Flores, R (1, 6) OBP: 0.259, SLG: 0.325		1 SAFE C SI 88 X SI 88 0-1 G6-4-3 1-2f			X SI 86 0-0 2-H HR	B FC 80 C CU 72 F SI 90 B SI 89 F CU 74 1 SAFE S FC 81 2-3 K			B FF 89 B FF 89 X FF 90 2-0 F7	4	1	1	2	0	1	3
2 Dilson Herrera, R (1, 4) OBP: 0.291, SLG: 0.367			B SI 85 F SI 85 X SI 87 1-1 F8		B FC 85 B SI 88 X SI 88 2-0 G5-3		B FF 91 S SL 89 F SL 85 B SL 85 F FC 90 X FC 90 2-2 P3		C FF 89 F FF 90 S CU 81 0-3 K2-3	4	0	0	0	0	1	0
45 Zack Wheeler, L (1, 1) OBP: 0.104, SLG: 0.106 71 Gonzalez Germen, R (5, 1) 53 Bobby Abreu, L (5, PH) OBP: 0.333, SLG: 0.339 44 Buddy Carlyle, L (6, 1) OBP: 1.000, SLG: 1.000 66 Josh Edgin, R (7, 1) 9 Kirk Nieuwenhuis, L (7, PH) OBP: 0.361, SLG: 0.489 (8, 7)			S SI 88 B SI 88 X SI 88 1-1 F7		C SI 87 B FC 86 X CU 73 1-1 F8		C SI 91 B SL 85 F FF 92 B FF 92 S SL 85 2-3 K			1 0 1 0 0 1	0 0 0 0 0 0	0 0 0 0 0 0	0 0 0 0 0 0	0 0 0 0 0 0	0 0 0 0 0 1	0 0 0 0 0 0
Inning Stats	R: 0 E: 0 K: 1 S: 9 H: 1 LOB: 1 BB: 0 P: 13	R: 0 E: 0 K: 0 S: 6 H: 0 LOB: 0 BB: 0 P: 9	R: 0 E: 0 K: 0 S: 7 H: 0 LOB: 0 BB: 0 P: 9	R: 0 E: 0 K: 0 S: 6 H: 0 LOB: 1 BB: 1 P: 11	R: 2 E: 0 K: 0 S: 9 H: 2 LOB: 0 BB: 0 P: 13	R: 1 E: 1 K: 2 S: 13 H: 2 LOB: 2 BB: 0 P: 20	R: 0 E: 0 K: 1 S: 10 H: 0 LOB: 0 BB: 0 P: 15	R: 0 E: 0 K: 0 S: 8 H: 1 LOB: 1 BB: 0 P: 13	R: 0 E: 0 K: 2 S: 7 H: 0 LOB: 0 BB: 0 P: 11	1B: 4 2B: 1 3B: 0 HR: 1	SF: 0 SAC: 0 DP: 1 HBP: 1			WP: 0 PB: 0 SB: 0 CS: 0	PA: 35	

PITCHER	IP	WLS	BF	H	R	ER	SO	BB	IBB	HBP	BLK	WP	HR	S	P	ERA	WHIP
58 Doug Fister, R (1, 1) ERA: 2.55	6.0	W	25	5	3	2	3	1	0	1	0	0	0	50	75	3.00	1.000
29 Rafael Soriano, R (7, 1) ERA: 2.93	1.0		3	0	0	0	1	0	0	0	0	0	0	10	15	0.00	0.000
48 Ross Detwiler, L (8, 1) ERA: 3.73	1.0		4	1	0	0	0	0	0	0	0	0	0	8	13	0.00	1.000
31 Xavier Cedeño, L (9, 1) ERA: 1.42	1.0		3	0	0	0	2	0	0	0	0	0	0	7	11	0.00	0.000

PITCHER	IP	WLS	BF	H	R	ER	SO	BB	IBB	HBP	BLK	WP	HR	S	P	ERA	WHIP

BOTTOM

Washington Nationals @ New York Mets

Citi Field, Flushing, NY

Sat Sep 13 2014, 7:13 PM - 10:43 PM EDT

Att. 28,849 - Drizzle - 63 F

livebaseballscorecards.com

AB	33
R	3
H	6
RBI	3
BB	1
SO	6
LOB	14

Washington Nationals @ New York Mets

Citi Field, Flushing, NY

Sun Sep 14 2014, 1:14 PM - 4:04 PM EDT

Att. 31,553 - Partly Cloudy - 67 F

TOP

livebaseballscorecards.com

Batter	1	2	3	4	5	6	7	8	9	AB	R	H	RBI	BB	SO	LOB
2 Denard Span, L (1, 8) OBP: 0.352, SLG: 0.413	C FF 88 B CU 72 B FF 88 F SI 87 B CU 73 F SI 88 X SI 89 3-2 ① G4-3		X SI 87 0-0 ② FC1-6-5 2-3			B SI 86 C SI 87 X SI 87 1-1 28 1B 1B		B SI 89 F FC 90 B SI 92 X CU 79 2-1 ① G2-3		4	0	1	0	0	0	1
6 Anthony Rendon, R (1, 5) OBP: 0.350, SLG: 0.479	C FF 88 X FF 88 0-1 28 G4-3 2B		1 SAFE 1 SAFE B FF 86 B FF 86 B CH 83 C SI 88 F CH 82 T FC 87 3-2 ③ K			1 SAFE F FC 86 B FC 86 F CU 71 F FC 87 F SI 87 1 SAFE X FC 86 1-2 ② P3		B FC 92 B CU 80 X FC 89 2-0 ② P4		4	0	1	0	0	1	2
28 Jayson Werth, R (1, 9) OBP: 0.382, SLG: 0.446	B FF 87 B FF 88 C CH 82 B FF 87 C FC 86 X FF 89 3-2 ② G4-3 2-3			C CU 71 B CH 81 B FC 86 B CH 82 X CH 82 3-1 ① F8		X FC 86 0-0 1-2 1B		B FC 92 C SI 90 B FC 89 C CU 80 F FC 90 B CU 84 X FC 92 3-2 1B		4	0	2	0	0	0	1
25 Adam LaRoche, L (1, 3) OBP: 0.367, SLG: 0.460	C FF 88 C SI 87 D CU 74 S FF 89 1-3 ③ K			B FF 89 B CU 73 C SI 87 B FF 88 X SI 88 3-1 ② L4		S CU 73 F SI 87 B CU 74 X CU 73 1-2 ③ L9		B FF 94 D CU 81 X FF 93 2-0 ③ P4		4	0	0	0	0	1	4
20 Ian Desmond, R (1, 6) OBP: 0.309, SLG: 0.418		F SI 87 F FF 88 X CU 74 0-2 ① F9		X CU 72 0-0 ③ F9			C CU 71 C SI 86 X FF 87 0-2 34 SH1-3 40 HR 1B		S FF 91 B FF 90 X CU 81 1-1 40 F7 19 E 2B	4	2	2	0	0	0	0
34 Bryce Harper, L (1, 7) OBP: 0.341, SLG: 0.429		C FF 88 C SI 88 F FF 89 F SI 89 B CU 74 B CU 74 F FF 90 F CH 82 B SI 90 3-2 ② X FF 89 P6			S CU 70 C SI 88 B FF 88 B SI 88 S CU 73 2-3 ① K		S CU 74 X FC 86 0-1 ① SH1-3 1-2		B FF 94 S FC 91 X FF 92 1-1 ① L4	3	0	0	0	0	1	1
40 Wilson Ramos, R (1, 2) OBP: 0.305, SLG: 0.407		C SI 88 F FC 87 C FC 88 0-3 ③ K			B FC 87 B CU 71 F CH 82 F FF 87 B FF 88 S FF 89 3-3 ② K		B FC 86 F CU 72 X SI 87 1-1 2-H HR		B SI 93 D CU 84 X SI 90 2-0 ② F7 2-3	4	1	1	2	0	2	1
8 Danny Espinosa, S (1, 4) OBP: 0.284, SLG: 0.361			B FF 87 C CU 71 X CU 72 1-1 2 FC1-6-5 27 SH2-4 1B		S CU 72 B SI 89 S FF 88 S FF 90 1-3 ③ K		B CU 73 C CU 72 X FF 88 1-1 ② G5-3		C CU 81 B FF 91 B FC 90 D CU 82 B FC 88 4-1 19 6 BB	3	0	1	0	1	1	0
27 Jordan Zimmermann, R (1, 1) OBP: 0.189, SLG: 0.180 46 Matt Thornton, L (7, 1) 36 Tyler Clippard, R (8, 1) 19 Kevin Frandsen, R (9, PH) OBP: 0.306, SLG: 0.321 22 Drew Storen, S (9, 1)			C SI 86 D CU 72 X SI 87 1-1 ① SH2-4 1-2			C SI 86 B FF 87 X FC 85 1-1 ① F8	B SI 86 B SI 87 C SI 87 C SI 87 S CU 75 2-3 ③ K		S FC 89 B FC 87 F FC 89 B FF 92 D CU 84 3-2 ③ 6 1-2 3-H	2 0 0 0 0	0 0 0 0 0	0 0 0 0 0	0 0 0 0 0	0 0 0 0 0	1 0 0 0 0	0 0 0 0 0
Inning Stats	R: 0 E: 0 K: 1 S: 12 H: 1 LOB: 1 BB: 0 P: 19	R: 0 E: 0 K: 1 S: 13 H: 0 LOB: 0 BB: 0 P: 16	R: 0 E: 0 K: 1 S: 8 H: 1 LOB: 1 BB: 0 P: 13	R: 0 E: 0 K: 0 S: 5 H: 0 LOB: 0 BB: 0 P: 11	R: 0 E: 0 K: 3 S: 9 H: 0 LOB: 0 BB: 0 P: 15	R: 0 E: 0 K: 0 S: 13 H: 2 LOB: 2 BB: 0 P: 17	R: 2 E: 0 K: 1 S: 12 H: 2 LOB: 0 BB: 0 P: 16	R: 0 E: 0 K: 0 S: 8 H: 1 LOB: 1 BB: 0 P: 17	R: 1 E: 1 K: 0 S: 8 H: 1 LOB: 1 BB: 1 P: 19	1B: 5 2B: 2 3B: 0 HR: 1 SF: 0 SAC: 2 DP: 0 HBP: 0						

PITCHER		IP	WLS	BF	H	R	ER	SO	BB	IBB	HBP	BLK	WP	HR	S	P	ERA	WHIP
49 Jonathon Niese, L ERA: 3.55	(1, 1)	7.0	L	27	6	2	2	7	0	0	0	0	0	1	72	107	2.57	0.857
52 Carlos Torres, R ERA: 3.09	(8, 1)	2.0		9	2	1	0	0	1	0	0	0	0	0	16	36	0.00	1.500

PITCHER	IP	WLS	BF	H	R	ER	SO	BB	IBB	HBP	BLK	WP	HR	S	P	ERA	WHIP

AB	32
R	3
H	8
RBI	2
BB	1
SO	7
LOB	10

Batter	1	2	3	4	5	6	7	8	9	AB	R	H	RBI	BB	SO	LOB
22 Eric Young Jr., S (1, 7) OBP: 0.309, SLG: 0.318 6 Matthew den Dekker, L (9, PH) OBP: 0.326, SLG: 0.288	C FF 91 B FF 92 X FF 92 1-1 G4-3 ①		C FF 93 H FF 94 1-1 1-2 HBP		X FF 94 0-0 G3 ①		C FF 91 B FF 93 F FF 91 S SL 88 1-3 K ①		X SI 92 0-0 2-3 12 DI 1B	3 1	0 0	0 1	0 0	0 0	1 0	0 0
12 Juan Lagares, R (1, 8) OBP: 0.321, SLG: 0.385	S FF 92 F FF 92 B FF 92 S SL 86 1-3 K ②		B SL 86 X SL 87 1-0 2-3 F8 ②		C FF 92 S FF 93 X FF 93 0-2 2B		F FF 92 F FF 93 F FF 94 F SL 86 F FF 92 B FF 93 F SL 88 X FF 94 1-2 P4 ②		C SL 81 D SL 83 F FF 94 B FF 94 X FF 94 2-2 1-2 F9 ③	5	0	1	0	0	1	4
28 Daniel Murphy, L (1, 5) OBP: 0.338, SLG: 0.414	B FF 92 F FF 92 X FF 93 1-1 F9 ③		X FF 93 0-0 P5 ③		B FF 93 C FF 92 F FF 94 F FF 94 S SL 88 1-3 K ②		F FF 94 B FF 95 X FC 89 1-1 G3-1 ③			4	0	0	0	0	1	3
21 Lucas Duda, L (1, 3) OBP: 0.347, SLG: 0.472		B FF 92 B FF 92 X FF 92 2-0 P5 ①	C CU 77 X FF 92 0-1 G3 ①		B FF 94 C FF 94 F FF 94 H FF 95 2-2 HBP			C CU 75 B FF 90 X CH 82 1-1 F7 ①		3	0	0	0	0	0	0
4 Wilmer Flores, R (1, 4) OBP: 0.263, SLG: 0.338		B FF 93 C FF 92 B SL 87 S FF 93 F FF 94 X FF 92 2-2 3B	C FF 93 X CU 79 0-1 3 1B 1B		C FF 93 S FF 94 F FF 93 F FF 93 X SL 86 0-2 F7 ③			F FF 91 B CH 79 X CH 80 1-1 G6-3 ②		4	0	2	0	0	0	2
3 Curtis Granderson, L (1, 9) OBP: 0.320, SLG: 0.376		F FF 93 F SL 87 F FF 93 X FF 94 0-2 F7 ②	C FF 93 X FF 94 0-1 20 BB 1-3 1B			B CU 77 B FF 92 F FF 92 F FF 93 F FF 94 B FF 93 X FF 94 3-2 F8 ①		B CU 75 B CH 80 F CH 80 X FF 91 2-1 F9 ③		4	0	1	0	0	0	1
20 Anthony Recker, R (1, 2) OBP: 0.237, SLG: 0.381		C SL 86 C FF 94 B FF 93 D SL 85 C FF 93 2-3 K ③	1 SAFE B FF 93 B SL 87 F FF 93 1 SAFE B FF 93 B SL 87 4-1 1-2 BB			X SL 86 0-0 1B			C SL 81 F FF 93 X FF 94 0-2 F8 ①	3	0	1	0	1	1	1
11 Rubén Tejada, R (1, 6) OBP: 0.338, SLG: 0.284 53 Bobby Abreu, L (9, PH) OBP: 0.338, SLG: 0.344 2 Dilson Herrera, R (9, PR) OBP: 0.291, SLG: 0.367			B FF 93 B FF 92 X FF 92 2-0 49 FC5-6 1B	F SL 88 S FF 94 X FF 93 0-2 L6 ②		X FF 93 0-0 P5 ②			C SI 92 B CH 87 S SL 80 F FF 94 F CH 87 X CH 86 1-2 6 1B 9 G3-1 1B	3 1 0	0 0 0	1 1 0	0 0 0	0 0 0	0 0 0	4 0 0
49 Jonathon Niese, L (1, 1) OBP: 0.145, SLG: 0.080 52 Carlos Torres, R (8, 1) 9 Kirk Nieuwenhuis, L (9, PH) OBP: 0.358, SLG: 0.484			X FF 92 0-0 FC5-6 12 F8 22 HBP 1-2f ①	B FF 93 T FF 92 C FF 93 B SL 85 F FF 93 F FF 95 F FF 94 X FF 93 3-2 P5 ③		1 SAFE C FF 92 B FF 93 1 SAFE F FF 92 T FF 93 1-2 K ③			L SI 91 B CH 86 C SL 80 B SL 82 X CH 86 2-2 1-2 G3-1 ②	3 0 1	0 0 0	0 0 0	0 0 0	0 0 0	1 0 0	5 0 1
Inning Stats	R: 0 E: 0 K: 1 S: 7 H: 0 LOB: 0 BB: 0 P: 10	R: 0 E: 0 K: 1 S: 12 H: 1 LOB: 1 BB: 0 P: 18	R: 0 E: 0 K: 0 S: 5 H: 1 LOB: 2 BB: 0 P: 9	R: 0 E: 0 K: 0 S: 16 H: 2 LOB: 3 BB: 1 P: 23	R: 0 E: 0 K: 1 S: 15 H: 1 LOB: 2 BB: 0 P: 18	R: 0 E: 0 K: 1 S: 9 H: 1 LOB: 1 BB: 0 P: 13	R: 0 E: 0 K: 1 S: 12 H: 0 LOB: 0 BB: 0 P: 15	R: 0 E: 0 K: 0 S: 6 H: 0 LOB: 0 BB: 0 P: 10	R: 0 E: 0 K: 0 S: 15 H: 2 LOB: 3 BB: 0 P: 20	1B: 6 2B: 1 3B: 1 HR: 0	SF: 0 SAC: 0 DP: 0 HBP: 2					

PITCHER		IP	WLS	BF	H	R	ER	SO	BB	IBB	HBP	BLK	WP	HR	S	P	ERA	WHIP
27 Jordan Zimmermann, R ERA: 2.83	(1, 1)	6.2	W	29	6	0	0	5	1	0	2	0	0	0	74	103	0.00	1.050
46 Matt Thornton, L ERA: 1.82	(7, 1)	0.1	H	1	0	0	0	0	0	0	0	0	0	0	2	3	0.00	0.000
36 Tyler Clippard, R ERA: 2.09	(8, 1)	1.0	H	3	0	0	0	0	0	0	0	0	0	0	6	10	0.00	0.000
22 Drew Storen, R ERA: 1.26	(9, 1)	1.0	S	5	2	0	0	0	0	0	0	0	0	0	15	20	0.00	2.000

PITCHER	IP	WLS	BF	H	R	ER	SO	BB	IBB	HBP	BLK	WP	HR	S	P	ERA	WHIP

BOTTOM

Washington Nationals @ New York Mets

Citi Field, Flushing, NY

Sun Sep 14 2014, 1:14 PM - 4:04 PM EDT

Att. 31,553 - Partly Cloudy - 67 F

livebaseballscorecards.com

AB	35
R	0
H	8
RBI	0
BB	1
SO	5
LOB	21

Batter	1	2	3	4	5	6	7	8	9	AB	R	H	RBI	BB	SO	LOB
2 Denard Span, L (1, 8) OBP: 0.353, SLG: 0.414	C FF 90 B FF 93 X FF 94 1-1 G3-1		B FF 93 X FF 94 1-0 2-H 2B		B FF 92 C FF 93 F FF 93 X SL 84 1-2 FC3-6 1-2f		B SI 90 H SI 90 2-0 1-2 HBP		B FF 89 F FF 86 S SI 89 B SL 82 S FF 90 2-3 K	4	0	1	1	0	1	1
6 Anthony Rendon, R (1, 5) OBP: 0.348, SLG: 0.476	C FF 94 B FF 92 C CH 84 B FF 94 F FF 96 S SL 87 2-3 K		X SI 91 0-0 L7		1 SAFE B FF 92 1 SAFE B FF 92 C FF 92 1 SAFE 1 SAFE B CH 84 T FF 93 3-2 1 SAFE X FF 93 F7		C FF 96 B CU 77 F CU 77 S FF 96 1-3 K			4	0	0	0	0	2	4
28 Jayson Werth, R (1, 9) OBP: 0.383, SLG: 0.447	C FF 94 S SL 86 B FF 96 X SL 86 1-2 F9			B FF 93 C FF 92 S SL 87 X FF 94 1-2 25 L9 2B		C FF 92 B SL 84 B SL 84 B FF 94 C FF 93 X FF 94 3-2 L1		B CU 76 B CU 76 C FF 95 C FF 95 B CU 77 D FF 95 4-2 20 FC4-6 BB		3	0	1	0	1	0	0
25 Adam LaRoche, L (1, 3) OBP: 0.364, SLG: 0.456		B FF 93 C FF 93 F SL 84 S SL 84 1-3 K		B FF 92 X FF 92 1-0 L9 2-3		F SL 83 B CH 85 B CH 81 C FF 93 B SL 86 X FF 93 3-2 F8		1 SAFE S FF 91 B FF 92 F FF 92 1 SAFE C SL 84 1-3 K		4	0	0	0	0	2	2
20 Ian Desmond, R (1, 6) OBP: 0.307, SLG: 0.415		B FF 95 S SL 84 F FF 96 B SL 86 B FF 95 C FF 95 3-3 K		X SL 84 0-0 P5		F FF 96 S SL 84 C SL 86 0-3 K		1 SAFE 1 SAFE 1 SAFE B SI 88 1 SAFE F SI 90 X SI 89 1-1 FC4-6 17 S 17 1B 1-2f		4	1	0	0	0	2	2
34 Bryce Harper, L (1, 7) OBP: 0.340, SLG: 0.428 17 Nate Schierholtz, L (4, PH) OBP: 0.238, SLG: 0.301 (4, 7)		F FF 96 F SL 84 B FF 96 S SL 86 1-3 K		S SL 84 S SL 82 D SL 84 S SL 83 1-3 K			C FF 91 B CU 73 S SI 92 B CU 74 B SI 89 B FF 89 4-2 3 CS BB	C SI 92 1 SAFE F SI 91 F SL 77 B SI 90 B SL 79 X SL 77 2-2 1-H 1B		1 2	0 0	0 1	0 1	0 1	1 1	0 1
40 Wilson Ramos, R (1, 2) OBP: 0.308, SLG: 0.416			S SL 85 S SL 85 B SL 84 B FF 96 F SL 86 B FF 96 B FF 97 4-2 37 SH2-4 2 2B BB	B FF 92 X SL 84 1-0 HR			F FF 90 B FF 91 F SI 88 X FF 92 1-2 L8	F SL 76 B SL 78 X SI 88 1-1 G4-3		3	2	1	1	1	0	2
3 Asdrúbal Cabrera, S (1, 4) OBP: 0.310, SLG: 0.394			B FF 94 B FF 93 S FF 94 T FF 94 F SL 85 B FF 94 F FF 94 X FF 94 3-2 L8	B FF 92 B FF 91 X FF 92 2-0 G4-3			C FF 92 B CH 86 B FF 89 1 SAFE B SI 91 X FF 92 3-1 37 1B 1-2 2B		F SI 89 B SI 89 B CH 81 X FF 88 2-1 L7	4	1	1	0	0	0	1
37 Stephen Strasburg, R (1, 1) OBP: 0.206, SLG: 0.125 35 Craig Stammen, R (8, 1) OBP: 0.286, SLG: 0.429 19 Kevin Frandsen, R (9, PH) OBP: 0.304, SLG: 0.320 29 Rafael Soriano, R (9, 1) 22 Drew Storen, S (9, 1)			X FF 90 0-0 SH2-4 1-2	C FF 92 B SL 82 B FF 92 B FF 92 B FF 92 4-1 2 FC3-6 BB		X SI 93 0-0 2 HBP 2-H 1B		C CH 80 F FF 89 F CU 75 B CU 75 F SI 90 F SI 89 X FC 88 1-2 L4	1 0 1 0 0	0 0 0 0 0	1 0 0 0 0	1 0 0 0 0	1 0 0 0 0	0 0 0 0 0	0 0 0 0 0

Inning Stats	1	2	3	4	5	6	7	8	9
R:	0	0	1	0	1	0	1	1	0
E:	0	0	0	0	0	0	0	0	0
K:	1	3	0	1	0	1	1	1	1
S:	9	9	11	8	9	9	11	13	11
H:	0	0	1	1	1	0	2	1	0
LOB:	0	0	1	1	1	0	1	1	0
BB:	0	0	1	0	1	0	1	1	0
P:	13	14	19	11	20	15	22	22	16

1B:	2
2B:	3
3B:	0
HR:	1
SF:	0
SAC:	1
DP:	0
HBP:	1
WP:	0
PB:	0
SB:	1
CS:	1
PA:	37

PITCHER		IP	WLS	BF	H	R	ER	SO	BB	IBB	HBP	BLK	WP	HR	S	P	ERA	WHIP
30 Ervin Santana, R ERA: 3.74	(1, 1)	6.0	L	23	3	2	2	6	2	0	0	0	0	1	55	92	3.00	0.833
43 Luis Avilán, L ERA: 4.3	(7, 1)	0.2		5	2	1	1	0	1	0	1	0	0	0	8	18	13.50	4.500
58 Juan Jaime, R ERA: 6.3	(7, 1)	0.1		2	0	1	1	1	1	0	0	0	0	0	5	10	27.00	3.000
61 Chasen Shreve, L ERA: 1.08	(8, 1)	0.1		1	0	0	0	1	0	0	0	0	0	0	3	4	0.00	0.000
50 Gus Schlosser, R ERA: 5.02	(8, 1)	0.2		3	1	0	0	0	0	0	0	0	0	0	8	12	0.00	1.500

PITCHER		IP	WLS	BF	H	R	ER	SO	BB	IBB	HBP	BLK	WP	HR	S	P	ERA	WHIP
51 James Russell, L ERA: 3.47	(9, 1)	1.0		3	0	0	0	1	0	0	0	0	0	0	11	16	0.00	0.000

TOP

Washington Nationals @ Atlanta Braves

Turner Field, Atlanta, GA

Mon Sep 15 2014, 7:12 PM - 10:18 PM EDT

Att. 18,220 - Cloudy - 77 F

livebaseballscorecards.com

AB	31
R	4
H	6
RBI	4
BB	4
SO	9
LOB	13

BOTTOM

Washington Nationals @ Atlanta Braves

Turner Field, Atlanta, GA

Mon Sep 15 2014, 7:12 PM - 10:18 PM EDT

Att. 18,220 - Cloudy - 77 F

livebaseballscorecards.com

Batter	1	2	3	4	5	6	7	8	9	AB	R	H	RBI	BB	SO	LOB
15 Phil Gosselin, R (1, 4) OBP: 0.319, SLG: 0.360	C FF 94 X FF 94 0-1 ① F8		C FF 95 C CU 80 D CH 88 X FF 95 1-2 ②③ G4-3 2-3			B FF 97 B FF 95 X FF 95 2-0 ② G6-3		S FC 90 X FC 88 0-1 ③ G4-3		4	0	0	0	0	0	2
19 Andrelton Simmons, R (1, 6) OBP: 0.287, SLG: 0.335	C FF 94 F CU 80 B FF 96 F SI 96 S CH 89 1-3 ② K2-3			F FF 95 B FF 94 B FF 95 X FF 94 2-1 ① P3		F FF 95 B FF 96 F CH 88 X FF 97 1-2 2B			C FF 91 B FC 89 X SL 88 1-1 8 2B 2B	4	1	2	0	0	1	0
5 Freddie Freeman, L (1, 3) OBP: 0.389, SLG: 0.475 17 Joey Terdoslavich, S (7, 3) OBP: 0.333, SLG: 0.667	B SI 95 B CH 89 F SI 96 F SI 95 X CU 81 2-2 8 FC6-4 1B			B CU 82 F SI 96 F CU 82 F FF 98 B CH 90 B SI 97 S CH 91 3-3 ② K		B FF 95 C FF 96 C FF 95 B FF 96 D CH 90 F SI 96 C CU 82 3-3 ③ K			C FF 91 S FF 92 S FF 92 0-3 ① K	3 1	0 0	1 0	0 0	0 0	2 1	1 1
8 Justin Upton, R (1, 7) OBP: 0.351, SLG: 0.502	X FF 96 0-0 ③ FC6-4 1-2f			C SI 96 B CU 83 X FF 96 1-1 ③ L4			B CU 81 C CU 81 B FF 94 X FF 95 2-1 ① P6		C SL 86 B FF 92 X SL 85 1-1 25 1B 2B 2-H	4	1	1	1	0	0	1
22 Jason Heyward, L (1, 9) OBP: 0.353, SLG: 0.390		B SI 94 B FF 95 X FF 95 2-0 ① F7			B CU 80 C FF 95 B FF 96 X CH 89 2-1 23 E 1B		B SI 94 B CU 80 F FF 96 F SI 95 X FF 96 2-2 ② G3-1		C FF 93 X FF 93 0-1 ② F7	4	0	1	0	0	0	1
23 Chris Johnson, R (1, 5) OBP: 0.291, SLG: 0.356 1 Emilio Bonifácio, S (9, PR) OBP: 0.309, SLG: 0.352		X SI 95 0-0 25 G5-4-3 1B			1 SAFE S FF 95 F FF 95 D CH 89 S CH 89 1-3 ① K 1-3		C CU 79 T FF 95 S CH 89 0-3 ③ K		B FF 93 B SL 85 B FF 92 B FF 92 4-0 25 1B BB	3 0	0 0	1 0	0 0	1 0	2 0	1 0
25 Christian Bethancourt, R (1, 2) OBP: 0.296, SLG: 0.282		X FF 95 0-0 ②③ G5-4-3 1-2f			B FF 94 D CU 83 F FF 96 X CH 89 2-1 ② G5-3			X SI 90 0-0 2 WP 1B	C SL 82 S FF 93 B SL 82 B FF 93 B FF 94 X CH 87 3-2 2 WP 1B 1-3 2-H	4	0	2	1	0	0	2
2 B.J. Upton, R (1, 8) OBP: 0.283, SLG: 0.331			B SI 96 B FF 96 F SI 96 F FF 96 X CU 81 2-2 15 G4-3 30 SH5-4 1B		F FF 97 B FF 97 S CH 90 F FF 97 S CH 90 1-3 ③ K			F SI 91 D FC 89 B FC 90 B SI 91 X SI 92 3-1 ① G5-3 1-2	B FF 94 C SI 93 B FF 94 B SI 93 X SI 93 3-1 ③ G6-3 1-2	4	0	1	0	0	1	4
30 Ervin Santana, R (1, 1) OBP: 0.129, SLG: 0.100 13 Jose Constanza, L (6, PH) 43 Luis Avilán, L (7, 1) 58 Juan Jaime, R (7, 1) 61 Chasen Shreve, L (8, 1) 50 Gus Schlosser, R (8, 1) OBP: 1.000, SLG: 1.000 4 Ryan Doumit, S (8, PH) OBP: 0.247, SLG: 0.338 51 James Russell, L (9, 1)			B FF 94 X FF 93 1-0 ① SH5-4 1-2			F SI 94 F CH 89 B CH 89 S CH 89 1-3 ① K		C KC 79 S SI 92 X KC 78 0-2 ② P5		0 1 0 0 0 0 1 0	0 0 0 0 0 0 0 0	0 0 0 0 0 0 0 0	0 0 0 0 0 0 0 0	0 1 0 0 0 0 0 1	0 0 0 0 0 0 0 0	0 0 0 0 0 0 0 0
Inning Stats	R: 0 E: 0 K: 1 S: 10 H: 1 LOB: 1 BB: 0 P: 13	R: 0 E: 0 K: 0 S: 3 H: 1 LOB: 0 BB: 0 P: 5	R: 0 E: 0 K: 0 S: 7 H: 1 LOB: 1 BB: 0 P: 11	R: 0 E: 0 K: 1 S: 8 H: 0 LOB: 0 BB: 0 P: 14	R: 0 E: 1 K: 2 S: 11 H: 1 LOB: 1 BB: 0 P: 17	R: 0 E: 0 K: 2 S: 11 H: 1 LOB: 1 BB: 0 P: 18	R: 0 E: 0 K: 1 S: 8 H: 0 LOB: 0 BB: 0 P: 12	R: 0 E: 0 K: 0 S: 8 H: 1 LOB: 1 BB: 0 P: 11	R: 2 E: 0 K: 1 S: 14 H: 3 LOB: 3 BB: 1 P: 26	1B: 6 2B: 3 3B: 0 HR: 0	SF: 0 SAC: 1 DP: 1 HBP: 0		WP: 2 PB: 0 SB: 0 CS: 0	PA: 35		

	AB	33
	R	2
	H	9
	RBI	2
	BB	1
	SO	8
	LOB	14

PITCHER		IP	WLS	BF	H	R	ER	SO	BB	IBB	HBP	BLK	WP	HR	S	P	ERA	WHIP
37 Stephen Strasburg, R ERA: 3.34	(1, 1)	7.0	W	24	5	0	0	7	0	0	0	0	0	0	58	90	0.00	0.714
35 Craig Stammen, R ERA: 3.31	(8, 1)	1.0		4	1	0	0	0	0	0	0	0	1	0	8	11	0.00	1.000
29 Rafael Soriano, R ERA: 3.2	(9, 1)	0.2		5	2	2	2	1	1	0	0	0	0	0	9	15	27.00	4.500
22 Drew Storen, R ERA: 1.25	(9, 1)	0.1	S	2	1	0	0	0	0	0	0	0	1	0	5	11	0.00	3.000

PITCHER	IP	WLS	BF	H	R	ER	SO	BB	IBB	HBP	BLK	WP	HR	S	P	ERA	WHIP

Batter	1	2	3	4	5	6	7	8	9	AB	R	H	RBI	BB	SO	LOB
2 Denard Span, L (1, 8) OBP: 0.352, SLG: 0.413	C SI 88 X SI 89 0-1 28 BB 1B	B FF 89 B CH 83 F SI 89 F FF 90 B FF 87 C SI 90 3-3 ③ K			X CU 74 0-0 ② F9		C FF 88 S FF 86 B SI 89 F FF 88 S CU 73 1-3 ③ K			4	0	1	0	0	2	2
6 Anthony Rendon, R (1, 5) OBP: 0.347, SLG: 0.474	B FF 89 F SI 89 X FF 88 1-1 ① F8		B CU 74 B FF 88 C FF 88 F FF 86 B SL 82 X SI 91 3-2 ① G5-3		C FF 88 B CU 76 X FF 87 1-1 ③ G4-3			B FF 96 C FF 96 B FF 95 B FF 97 F FF 96 F FF 95 B FF 97 4-2 28 CS BB		3	0	0	0	1	0	1
28 Jayson Werth, R (1, 9) OBP: 0.385, SLG: 0.446	F FF 89 1 SAFE C FF 87 F SL 80 D SL 80 F FF 89 1 SAFE 1 SAFE D SL 80 4-2 F FF 88 B FF 87 B FF 89 1-2 BB		C SL 80 S SL 80 X SL 80 0-2 ② G6-3			C FF 88 B CU 74 B SL 79 F FF 88 B SL 81 B FF 89 4-2 20 HR BB		B FF 96 C FF 95 B SL 84 C FF 96 B SL 83 B FF 98 4-2 ① 25 G3-6-3 1-2 BB		1	1	0	0	3	0	0
25 Adam LaRoche, L (1, 3) OBP: 0.362, SLG: 0.452	C SI 89 X SI 89 0-1 ② L7		X FF 88 0-0 ③ G3			C SI 90 C FF 87 1 SAFE C CU 74 0-3 ① K		B FF 96 F FF 96 F FF 96 B SL 83 X SL 84 2-2 ②③ G3-6-3 1-2f		4	0	0	0	0	1	4
20 Ian Desmond, R (1, 6) OBP: 0.308, SLG: 0.423	F SL 80 F SL 80 S SL 80 0-3 ③ K			B SL 78 C FF 86 B FF 88 S SL 79 T FF 89 2-2 ① K		C FF 90 B FF 88 B FF 88 1 SAFE F FF 90 1 SAFE X SL 80 2-2 1-H HR			F SL 86 B FF 95 X SL 86 1-1 34 G4-3 40 WP 2B	4	2	2	2	0	2	2
34 Bryce Harper, L (1, 7) OBP: 0.339, SLG: 0.426		B SI 87 C FF 85 X FF 88 1-1 57 1B 1B		C CU 74 B FF 86 S SI 89 B SL 81 X SI 91 2-2 ② L5		F FF 87 S CU 74 S CU 74 0-3 ② K			X FF 96 0-0 ① G4-3 2-3	4	0	1	0	0	1	1
40 Wilson Ramos, R (1, 2) OBP: 0.307, SLG: 0.414		C FF 88 1 SAFE S SL 81 D SL 81 B SI 90 1 SAFE B SL 81 C SI 90 3-3 ① K		X FF 89 0-0 1B		S SL 80 S SL 80 B SL 81 S SI 90 1-3 ③ K			F FF 97 B FF 96 X SL 86 1-1 ② L9 3-H	4	0	1	0	0	2	1
3 Asdrúbal Cabrera, S (1, 4) OBP: 0.308, SLG: 0.391		X SI 89 0-0 ② F8		F SI 88 F FF 88 B CU 74 X CU 74 1-2 ③ G3			B SI 88 C FF 85 X CU 74 1-1 ① L8		B FF 95 X FF 96 1-0 E1	4	0	0	0	0	0	2
57 Tanner Roark, R (1, 1) OBP: 0.138, SLG: 0.123 36 Tyler Clippard, R (8, 1) 17 Nate Schierholtz, L (9, PH) OBP: 0.238, SLG: 0.300 22 Drew Storen, S (9, 1)		C FF 87 C FF 89 D SL 80 B FF 89 F FF 89 X SI 89 2-2 1-2 1B			C FF 85 B FF 88 F FF 86 X CU 73 1-2 ① F9		C FF 85 X FF 88 0-1 ② G4-3		C FF 95 B FF 97 X SL 85 1-1 ③ G4-3	3 0 1 0	0 0 0 0	1 0 0 0	0 0 0 0	0 0 0 0	0 0 0 0	0 0 1 0
Inning Stats	R: 0 E: 0 K: 1 S: 14 H: 1 LOB: 2 BB: 1 P: 19	R: 0 E: 0 K: 2 S: 13 H: 2 LOB: 2 BB: 0 P: 22	R: 0 E: 0 K: 0 S: 7 H: 0 LOB: 0 BB: 0 P: 10	R: 0 E: 0 K: 1 S: 10 H: 1 LOB: 1 BB: 0 P: 15	R: 0 E: 0 K: 0 S: 6 H: 0 LOB: 0 BB: 0 P: 8	R: 2 E: 0 K: 3 S: 14 H: 1 LOB: 0 BB: 1 P: 21	R: 0 E: 0 K: 1 S: 8 H: 0 LOB: 0 BB: 0 P: 10	R: 0 E: 0 K: 0 S: 8 H: 0 LOB: 0 BB: 2 P: 18	R: 1 E: 1 K: 0 S: 8 H: 1 LOB: 1 BB: 0 P: 12	1B: 4 2B: 1 3B: 0 HR: 1 SF: 0 SAC: 0 DP: 1 HBP: 0						

PITCHER	IP	WLS	BF	H	R	ER	SO	BB	IBB	HBP	BLK	WP	HR	S	P	ERA	WHIP
34 Aaron Harang, R (1, 1) ERA: 3.68	7.0	L	28	5	2	2	8	2	0	0	0	0	1	72	105	2.57	1.000
52 Jordan Walden, R (8, 1) ERA: 2.33	1.0		3	0	0	0	0	2	0	0	0	0	0	8	18	0.00	2.000
48 David Carpenter, R (9, 1) ERA: 3.56	1.0		5	1	1	1	0	0	0	0	0	1	0	8	12	9.00	1.000

PITCHER	IP	WLS	BF	H	R	ER	SO	BB	IBB	HBP	BLK	WP	HR	S	P	ERA	WHIP

TOP

Washington Nationals @ Atlanta Braves

Turner Field, Atlanta, GA

Tue Sep 16 2014, 7:12 PM - 9:48 PM EDT

Att. 28,175 - Partly Cloudy - 83 F

livebaseballscorecards.com

AB	32
R	3
H	6
RBI	2
BB	4
SO	8
LOB	14

WP: 1 PA: 36
PB: 0
SB: 0
CS: 1

Batter	1	2	3	4	5	6	7	8	9	AB	R	H	RBI	BB	SO	LOB
15 Phil Gosselin, R (1, 4) OBP: 0.327, SLG: 0.366	C FF 89 X SI 90 0-1 19 G6-3 1B		X SL 84 0-0 ③ G6-3			C SL 81 S SL 83 B SI 90 B SI 91 X SL 84 2-2 1B		C CH 80 B FF 91 X CH 78 1-1 ③ G6-3		4	0	2	0	0	0	1
19 Andrelton Simmons, R (1, 6) OBP: 0.287, SLG: 0.335	F SI 91 ① ② 1 SAFE X SI 90 0-1 G6-3 1-2f			B SI 89 X SI 90 1-0 1B		1 SAFE B SL 82 B SI 91 C SI 91 L SI 90 X SL 84 2-2 ① F8			C SI 92 X SI 94 0-1 ① G1-3	4	0	1	0	0	0	2
5 Freddie Freeman, L (1, 3) OBP: 0.387, SLG: 0.472	B SI 91 S SI 91 C SI 91 F SI 91 F SI 92 B SI 92 B SI 92 F SI 91 S SI 91 3-3 ③ K			X SI 90 0-0 ① F7		X CH 82 0-0 ② F8			C SI 92 C SL 81 X CH 87 0-2 ② G6-3	4	0	0	0	0	1	2
8 Justin Upton, R (1, 7) OBP: 0.348, SLG: 0.498		C SI 89 B FF 90 F SI 90 B SL 83 F SI 91 B SI 92 F SI 91 C SI 92 3-3 ① K		1 SAFE S SL 82 1 SAFE S SL 84 B SI 90 1 SAFE S SI 92 1-3 ② K		S SL 83 C SI 91 B SI 92 B SI 93 X SI 93 2-2 ③ P6			C SL 81 X SI 94 0-1 ③ G4-3	4	0	0	0	0	2	2
22 Jason Heyward, L (1, 9) OBP: 0.351, SLG: 0.388		B CU 72 B SI 91 X SI 91 2-0 ② P5		C SI 91 B CH 82 C SI 91 B SI 91 B SI 91 F SI 91 X SI 91 3-2 ③ L9			B CU 71 B FF 89 X SI 90 2-0 ① G4-3			3	0	0	0	0	0	1
25 Christian Bethancourt, R (1, 2) OBP: 0.286, SLG: 0.272		F SI 91 S SI 92 B SI 90 B SI 92 F SI 91 S SL 84 2-3 ③ K			S SL 83 S SL 84 B SL 83 B SI 91 X SL 82 2-2 ① G4-3		C SL 83 B SI 91 X SI 90 1-1 ② F8			3	0	0	0	0	1	0
23 Chris Johnson, R (1, 5) OBP: 0.293, SLG: 0.358			C SI 90 X SL 82 0-1 34 SH3-4 1B		B SI 91 X SI 92 1-0 2 G5-3 1B		X SI 91 0-0 ③ F8			3	0	2	0	0	0	0
2 B.J. Upton, R (1, 8) OBP: 0.282, SLG: 0.329			B SI 90 C SI 90 S SI 90 F SI 90 B SI 90 X SI 91 2-2 ① F9		B SI 92 1 SAFE X SI 91 1-0 ② G5-3 1-2			F CH 79 F FF 91 X FF 92 0-2 ① F8		3	0	0	0	0	0	2
34 Aaron Harang, R (1, 1) OBP: 0.105, SLG: 0.089 52 Jordan Walden, R (8, 1) 4 Ryan Doumit, S (8, PH) OBP: 0.245, SLG: 0.336 48 David Carpenter, R (9, 1)			B SI 89 X SI 89 1-0 ② SH3-4 1-2		C SI 92 X SL 83 0-1 ③ F8			S FF 92 B CU 74 F FF 92 B FS 81 F CH 80 C FF 93 2-3 ② K		1 0 1 0	0 0 0 0	0 0 0 0	0 0 0 0	0 0 1 0	0 0 0 0	1 0 0 0
Inning Stats	R: 0 E: 0 K: 1 S: 10 H: 1 LOB: 0 BB: 0 P: 13	R: 0 E: 0 K: 2 S: 10 H: 0 LOB: 0 BB: 0 P: 17	R: 0 E: 0 K: 0 S: 8 H: 1 LOB: 1 BB: 0 P: 11	R: 0 E: 0 K: 1 S: 9 H: 1 LOB: 1 BB: 0 P: 14	R: 0 E: 0 K: 0 S: 7 H: 1 LOB: 1 BB: 0 P: 11	R: 0 E: 0 K: 0 S: 10 H: 1 LOB: 1 BB: 0 P: 16	R: 0 E: 0 K: 0 S: 4 H: 0 LOB: 0 BB: 0 P: 7	R: 0 E: 0 K: 1 S: 9 H: 0 LOB: 0 BB: 0 P: 12	R: 0 E: 0 K: 0 S: 7 H: 0 LOB: 0 BB: 0 P: 7	1B: 5 2B: 0 3B: 0 HR: 0		SF: 0 SAC: 1 DP: 1 HBP: 0		WP: 0 PB: 0 SB: 0 CS: 0		PA: 31

PITCHER		IP	WLS	BF	H	R	ER	SO	BB	IBB	HBP	BLK	WP	HR	S	P	ERA	WHIP
57 Tanner Roark, R ERA: 2.85	(1, 1)	7.0	W	25	5	0	0	4	0	0	0	0	0	0	58	89	0.00	0.714
36 Tyler Clippard, R ERA: 2.06	(8, 1)	1.0	H	3	0	0	0	1	0	0	0	0	0	0	9	12	0.00	0.000
22 Drew Storen, R ERA: 1.23	(9, 1)	1.0	S	3	0	0	0	0	0	0	0	0	0	0	7	7	0.00	0.000

PITCHER	IP	WLS	BF	H	R	ER	SO	BB	IBB	HBP	BLK	WP	HR	S	P	ERA	WHIP

BOTTOM

Washington Nationals @ Atlanta Braves

Turner Field, Atlanta, GA

Tue Sep 16 2014, 7:12 PM - 9:48 PM EDT

Att. 28,175 - Partly Cloudy - 83 F

livebaseballscorecards.com

AB	30
R	0
H	5
RBI	0
BB	0
SO	5
LOB	11

Washington Nationals @ Atlanta Braves

Turner Field, Atlanta, GA

Wed Sep 17 2014, 7:11 PM - 9:52 PM EDT

Att. 26,643 - Partly Cloudy - 80 F

TOP

livebaseballscorecards.com

Batter	1	2	3	4	5	6	7	8	9	AB	R	H	RBI	BB	SO	LOB
18 Michael Taylor, R (1, 8) OBP: 0.296, SLG: 0.348	C SI 90 L SI 91 B SI 90 F KC 80 B SI 91 C KC 77 2-3 ① K		B SI 89 F SI 90 F CH 82 B KC 79 S KC 78 2-3 ③ K 2-3			B KC 77 C SI 89 X KC 76 1-1 19 CS 2B		F SL 85 F FF 96 S SL 84 0-3 ② K		4	0	1	0	0	3	1
8 Danny Espinosa, S (1, 6) OBP: 0.286, SLG: 0.361	B SI 90 F CH 83 B SI 90 F SI 91 F SI 92 B KC 79 X CH 83 3-2 19 G6-4-3 1B			C KC 78 S KC 79 B SI 89 S KC 79 1-3 ① K		B CH 82 B SI 89 C SI 90 H KC 79 3-1 HBP		F SL 84 S FF 96 B FF 93 S SL 83 1-3 ③ K		3	0	1	0	0	2	0
19 Kevin Frandsen, R (1, 5) OBP: 0.299, SLG: 0.313	X SI 90 0-0 ②③ G6-4-3 1-2f			C SI 88 B CH 82 B SI 91 X KC 78 2-1 ② G4-3		C SI 88 B SI 90 X CH 82 1-1 ②③ F8 2-3			B FF 98 F FF 97 S FF 98 F FF 98 X FF 98 1-2 ① G3-1	4	0	0	0	0	0	3
12 Tyler Moore, R (1, 3) OBP: 0.295, SLG: 0.363		C SI 89 S CH 82 S SI 90 0-3 ① K		C SI 89 F KC 78 X SI 90 0-2 ③ F8			B SI 87 B KC 77 F SI 88 X CH 82 2-1 21 FC5-4 17 1B 1B		B FF 98 B FF 96 C FF 96 B FF 97 X FF 95 3-1 ② P2	4	0	1	0	0	1	0
17 Nate Schierholtz, L (1, 9) OBP: 0.238, SLG: 0.299		C SI 91 B SI 91 S KC 80 B SI 91 F KC 79 S SI 90 2-3 ② K			F SI 88 C KC 77 C KC 78 0-3 ① K		C SI 90 S KC 78 B KC 77 X SI 89 1-2 21 FC5-4 1B		F FF 97 X FF 97 0-1 ③ G4-3	4	0	1	0	0	2	0
21 Steven Souza Jr., R (1, 7) OBP: 0.158, SLG: 0.278		C SI 90 F SI 91 B KC 79 F SI 90 F SI 91 X KC 78 1-2 ③ G6-3			S CH 82 B SI 89 X CH 82 1-1 HR		C FF 95 C FF 96 F FF 96 B FF 96 F SL 85 F SL 84 F FF 95 X FF 95 1-2 ① 1-2f 2-3 FC5-4			3	1	1	1	0	0	2
26 Jeff Kobernus, R (1, 4)			B SI 89 B SI 88 B SI 90 C SI 89 B SI 89 4-1 18 WP 64 SH2-4 BB		B SI 89 X SI 88 1-0 ② P6		X FF 96 0-0 ② P4			2	0	0	0	1	0	2
41 Sandy León, S (1, 2) OBP: 0.229, SLG: 0.219			1 SAFE C SI 89 F CH 83 1 SAFE B SI 90 1 SAFE F SI 90 1 SAFE F CH 82 1-3 ① K F SI 91 F SI 89 1 SAFE S KC 80		B SI 88 X SI 87 1-0 ③ F8		1 SAFE C FF 95 1 SAFE F FF 94 B FF 96 1 SAFE S SL 85 1-3 ③ K			3	0	0	0	0	2	3
64 Blake Treinen, R (1, 1) OBP: 0.167, SLG: 0.091 48 Ross Detwiler, R (6, 1) 30 Aaron Barrett, R (7, 1) 7 Scott Hairston, R (8, PH) OBP: 0.247, SLG: 0.306 13 Jerry Blevins, L (8, 1)			X SI 89 0-0 ② SH2-4 1-2			C SI 88 B SI 88 F SI 88 B KC 78 F SI 88 S KC 78 2-3 ① K		C FF 94 S FF 96 X FF 96 0-2 ① F9		1 0 0 1 0	0 0 0 0 0	0 0 0 0 0	0 0 0 0 0	1 0 0 0 0	0 0 0 0 0	0 0 0 0 0
Inning Stats	R: 0 E: 0 K: 1 S: 9 H: 1 LOB: 0 BB: 0 P: 14	R: 0 E: 0 K: 2 S: 12 H: 0 LOB: 0 BB: 0 P: 15	R: 0 E: 0 K: 2 S: 12 H: 0 LOB: 1 BB: 1 P: 19	R: 0 E: 0 K: 1 S: 8 H: 0 LOB: 0 BB: 0 P: 11	R: 1 E: 0 K: 1 S: 7 H: 1 LOB: 0 BB: 0 P: 10	R: 0 E: 0 K: 1 S: 9 H: 1 LOB: 1 BB: 0 P: 16	R: 0 E: 0 K: 1 S: 16 H: 2 LOB: 2 BB: 0 P: 21	R: 0 E: 0 K: 2 S: 9 H: 0 LOB: 0 BB: 0 P: 10	R: 0 E: 0 K: 0 S: 8 H: 0 LOB: 0 BB: 0 P: 12	1B: 3 2B: 1 3B: 0 HR: 1 SF: 0 SAC: 1 DP: 1 HBP: 1						

	AB	29
	R	1
	H	5
	RBI	1
	BB	1
	SO	11
	LOB	11

WP: 1 PB: 0 SB: 0 CS: 1 PA: 32

PITCHER		IP	WLS	BF	H	R	ER	SO	BB	IBB	HBP	BLK	WP	HR	S	P	ERA	WHIP
40 Alex Wood, L ERA: 2.78	(1, 1)	6.0	W	23	5	1	1	8	1	0	1	0	1	1	62	93	1.50	1.000
48 David Carpenter, R ERA: 3.49	(7, 1)	1.0	H	3	0	0	0	1	0	0	0	0	0	0	11	13	0.00	0.000
52 Jordan Walden, R ERA: 2.28	(8, 1)	1.0	H	3	0	0	0	2	0	0	0	0	0	0	9	10	0.00	0.000
46 Craig Kimbrel, R ERA: 1.71	(9, 1)	1.0	S	3	0	0	0	0	0	0	0	0	0	0	8	12	0.00	0.000

PITCHER	IP	WLS	BF	H	R	ER	SO	BB	IBB	HBP	BLK	WP	HR	S	P	ERA	WHIP

Washington Nationals @ Atlanta Braves

Turner Field, Atlanta, GA

Wed Sep 17 2014, 7:11 PM - 9:52 PM EDT

Att. 26,643 - Partly Cloudy - 80 F

livebaseballscorecards.com

Batter	1	2	3	4	5	6	7	8	9	AB	R	H	RBI	BB	SO	LOB
15 Phil Gosselin, R (1, 4) (4, 6) OBP: 0.343, SLG: 0.381	B SI 95 B SI 96 B SI 96 C SI 94 C SI 95 X SI 94 3-2 19 FC6-4 1B		1 SAFE B SI 94 C SI 94 1 SAFE 1 SAFE X SI 92 1-1 ② G6-3 1-2			B FF 92 X FF 91 1-0 5 FC3-6 14 1B 25 E 1B	B SL 83 C SL 84 B SI 92 F SL 83 X CH 87 2-2 1B			4	1	3	0	0	0	1
19 Andrelton Simmons, R (1, 6) OBP: 0.285, SLG: 0.333 14 Ramiro Pena, S (4, 4) OBP: 0.298, SLG: 0.326 52 Jordan Walden, R (8, 1) 46 Craig Kimbrel, R (9, 1)	C SI 95 B SI 95 X SI 95 1-1 ① FC6-4 5 1B 1-2f		F SL 86 X SL 84 0-1 ③ F8			1 SAFE B CH 88 L SI 92 L SI 91 B FF 94 X SI 92 2-2 5 FC3-6 1-2 1B	F SI 91 1 SAFE B SI 92 S SL 82 1 SAFE F SL 84 B FF 92 X CH 87 2-2 ② F8			2 2 0 0	0 0 0 0	0 1 0 0	0 0 0 0	0 0 0 0	0 0 0 0	2 1 0 0
5 Freddie Freeman, L (1, 3) OBP: 0.386, SLG: 0.470	X SI 94 0-0 8 G4-6-3 1-2 1B			C SI 93 B SI 93 X CH 85 1-1 ① F8		F SI 92 X SI 92 0-1 ① FC3-6 22 HBP 25 E 1-2f 2-3	X SL 84 0-0 ③ L9			4	1	1	0	0	0	3
8 Justin Upton, R (1, 7) OBP: 0.348, SLG: 0.495	C SI 95 X SI 95 0-1 ② ③ G4-6-3 1-2f			B SI 94 B SL 84 B SI 94 B SI 94 4-0 BB		F FF 94 S FF 93 B FF 94 F FF 94 C SL 80 1-3 ② K		S SI 89 B SI 92 S CU 72 B SI 92 F SI 92 S CU 73 2-3 ① K		3	0	0	0	1	2	4
22 Jason Heyward, L (1, 9) OBP: 0.351, SLG: 0.387 17 Joey Terdoslavich, S (8, PH) OBP: 0.250, SLG: 0.500 13 Jose Constanza, L (9, 9)		B SI 93 X CH 85 1-0 ① G4-3		C SI 94 S SI 95 B FF 93 F SL 85 X SL 86 1-2 ② P5		B SI 93 C SI 93 H SI 92 2-1 25 E 25 E 1-2 HBP		B SI 90 C SI 90 B SI 90 C SI 91 S CU 74 2-3 ② K		2 1 0	1 0 0	0 0 0	0 0 0	0 1 0	0 0 0	1 0 0
25 Christian Bethancourt, R (1, 2) OBP: 0.284, SLG: 0.271		C SI 95 C SL 85 C SI 95 0-3 ② K		1 SAFE X SI 94 0-0 ③ G4-3		B SI 93 X SI 93 1-0 E2 1-H 2-H 3-H 1B		S CH 85 F SI 90 F CU 73 X CU 73 0-2 ③ G6-3		4	0	1	2	0	1	1
23 Chris Johnson, R (1, 5) OBP: 0.294, SLG: 0.357		B SI 95 X SI 94 1-0 ③ G6-3	B SI 93 F SI 93 B SI 94 X SI 94 2-1 ① G6-3			C FF 92 S FF 93 D SL 80 F FF 94 B SL 80 F FF 94 B FF 95 F FF 95 B FF 95 4-2 BB				2	0	0	0	1	0	0
2 B.J. Upton, R (1, 8) OBP: 0.282, SLG: 0.329			X SI 95 0-0 15 G6-3 1B	C SI 94 S SI 95 X SI 94 0-2 ② G6-3		B FF 93 S SI 91 S FF 93 B FF 94 B FF 94 X FF 94 3-2 ③ P3				3	0	1	0	0	0	2
40 Alex Wood, R (1, 1) OBP: 0.122, SLG: 0.077 48 David Carpenter, R (7, 1) 1 Emilio Bonifácio, S (7, PH) OBP: 0.308, SLG: 0.351 (8, 4)			B SI 93 M SI 93 M SI 93 M SI 93 1-3 ① K	C SI 94 B SI 94 B SI 93 B SI 94 C SI 93 C SI 93 3-3 ③ K			F SI 92 B FF 92 F FF 92 B SL 85 B SL 84 F CH 87 X FF 92 3-2 ① P6			2 0 1	0 0 0	0 0 0	0 0 0	0 0 0	2 0 0	1 0 0
Inning Stats	R: 0 E: 0 K: 0 S: 8 H: 2 LOB: 1 BB: 0 P: 12	R: 0 E: 0 K: 1 S: 5 H: 0 LOB: 0 BB: 0 P: 7	R: 0 E: 0 K: 1 S: 8 H: 1 LOB: 1 BB: 0 P: 10	R: 0 E: 0 K: 0 S: 7 H: 0 LOB: 1 BB: 1 P: 13	R: 0 E: 0 K: 1 S: 8 H: 0 LOB: 0 BB: 0 P: 13	R: 3 E: 1 K: 1 S: 20 H: 3 LOB: 2 BB: 1 P: 34	R: 0 E: 0 K: 0 S: 12 H: 1 LOB: 1 BB: 0 P: 19	R: 0 E: 0 K: 2 S: 11 H: 0 LOB: 0 BB: 0 P: 15		1B: 7 2B: 0 3B: 0 HR: 0 SF: 0 SAC: 0 DP: 1 HBP: 1						

	AB	30
	R	3
	H	7
	RBI	2
	BB	2
	SO	6
	LOB	16

WP: 0 PA: 33
PB: 0
SB: 0
CS: 0

PITCHER		IP	WLS	BF	H	R	ER	SO	BB	IBB	HBP	BLK	WP	HR	S	P	ERA	WHIP
64 Blake Treinen, R ERA: 1.94	(1, 1)	5.0		18	3	0	0	3	1	0	0	0	0	0	36	55	0.00	0.800
48 Ross Detwiler, L ERA: 4.11	(6, 1)	1.0	L	8	3	3	3	1	1	0	1	0	0	0	20	34	27.00	4.000
30 Aaron Barrett, R ERA: 2.79	(7, 1)	1.0		4	1	0	0	0	0	0	0	0	0	0	12	19	0.00	1.000
13 Jerry Blevins, L ERA: 5.17	(8, 1)	1.0		3	0	0	0	2	0	0	0	0	0	0	11	15	0.00	0.000

PITCHER		IP	WLS	BF	H	R	ER	SO	BB	IBB	HBP	BLK	WP	HR	S	P	ERA	WHIP

Washington Nationals @ Miami Marlins

Marlins Park, Miami, FL

Thu Sep 18 2014, 7:12 PM - 9:57 PM EDT

Att. 18,010 - Roof Closed - 77 F

livebaseballscorecards.com

Batter	1	2	3	4	5	6	7	8	9	AB	R	H	RBI	BB	SO	LOB
2 Denard Span, L (1, 8) OBP: 0.349, SLG: 0.409	C FF 89 B SI 91 F FF 90 X CU 78 1-2 ① G3			B CU 80 C SI 92 F CU 79 B SI 94 X SI 94 2-2 ① G5-3	F FF 91 X FF 91 0-1 ① G1-3	X SI 90 0-0 ③ G6-3			S FF 97 B CH 87 C KC 84 S CH 88 1-3 ② K	5	0	0	0	0	1	2
6 Anthony Rendon, R (1, 5) OBP: 0.348, SLG: 0.473	X FF 91 0-0 ② G1-3			B FF 93 X SI 93 1-0 40 S 40 2B 1B	C CU 78 B CH 86 B CH 86 C SI 93 F SI 93 B CU 80 X SI 92 3-2 28 2B 1B		C FF 92 S SL 85 B SL 86 F SI 92 X SI 93 1-2 ① F9		C KC 84 S KC 84 B FF 98 C FF 98 1-3 ③	5	2	2	0	0	1	0
28 Jayson Werth, R (1, 9) OBP: 0.384, SLG: 0.447	C FF 90 B SI 91 C FF 90 B CH 85 B FF 92 F SI 90 X SI 92 3-2 ③ G6-3			C SI 92 S FF 94 B FF 94 1 SAFE S CU 81 1-3 ② K	X SI 93 0-0 1-H 2B		C FF 92 C FF 92 X SL 86 0-2 ② G6-3			4	0	1	1	0	1	1
40 Wilson Ramos, R (1, 2) OBP: 0.306, SLG: 0.415		F SI 90 X SI 90 0-1 ① G6-3		B SI 91 1 SAFE X SI 93 1-0 20 1B 1-H 2B	S CU 80 D FF 94 X CH 87 1-1 ② G6-3		S FF 92 S SL 85 X FF 92 0-2 ③ G6-3			4	1	1	1	0	0	1
20 Ian Desmond, R (1, 6) OBP: 0.308, SLG: 0.421		C SI 91 B CH 85 S CH 85 S FF 92 1-3 ② K		F CU 79 F CU 78 B FF 94 F CH 88 X SI 94 1-2 34 1B 3 1B 2-H 1B	B CH 86 S CH 86 B CU 80 S CH 87 X CU 81 2-2 ③ P6			C SL 83 S SL 85 S SL 86 0-3 ① K		4	1	1	1	0	2	1
34 Bryce Harper, L (1, 7) OBP: 0.343, SLG: 0.433		X FF 93 0-0 ③ F8		1 SAFE C CU 79 X FF 93 0-1 3 1B 19 1B 1-3 1B		B FF 92 F FF 92 X CH 86 1-1 47 SH1-4 19 1B 1B		B SL 85 X FF 93 1-0 2B		4	1	3	0	0	0	0
3 Asdrúbal Cabrera, S (1, 4) OBP: 0.308, SLG: 0.390			C FF 90 F FF 90 S CU 77 0-3 ① K	C CU 78 F FF 93 B FF 94 X CU 80 1-2 19 1B 19 E 1-3 3-H 1B		C FF 90 1 SAFE F SI 90 1 SAFE S SL 84 0-3 ① K		B FF 92 F SL 85 F FF 93 X SL 85 1-2 ② G5-3		4	1	1	1	0	2	2
19 Kevin Frandsen, R (1, 3) OBP: 0.302, SLG: 0.317			C SI 91 B CH 86 X CH 86 1-1 ② P4	X SI 94 0-0 E9 1-H 3-H 1B		C FF 92 1 SAFE F SI 92 B SL 86 B SI 92 X SI 92 2-2 47 SH1-4 1-2 1B		C KC 84 S KC 84 F KC 83 F AB 98 S KC 82 0-3 ③ K		4	0	2	1	0	1	1
47 Gio González, R (1, 1) OBP: 0.093, SLG: 0.186 35 Craig Stammen, R (8, 1) OBP: 0.286, SLG: 0.429 7 Scott Hairston, R (9, PH) OBP: 0.244, SLG: 0.301 29 Rafael Soriano, R (9, 1)			C FF 91 B SI 92 S FF 93 C CU 79 1-3 ③ K	B SI 93 C SI 92 F SI 93 X FF 92 1-2 ③ P4		X FF 90 0-0 ② SH1-4 1-2 2-3			B FF 97 S FF 96 C KC 84 B KC 85 T KC 83 2-2 ① K	2 0 1 0	0 0 0 0	0 0 0 0	0 0 0 0	0 0 0 0	1 0 0 0	1 0 0 0

Inning Stats																																			
	R: 0 E: 0 K: 0 S: 8	H: 0 LOB: 0 BB: 0 P: 12	R: 0 E: 0 K: 1 S: 6	H: 0 LOB: 0 BB: 0 P: 7	R: 0 E: 0 K: 2 S: 8	H: 0 LOB: 0 BB: 0 P: 10	R: 5 E: 1 K: 1 S: 21	H: 6 LOB: 1 BB: 0 P: 29	R: 1 E: 0 K: 0 S: 12	H: 2 LOB: 1 BB: 0 P: 18	R: 0 E: 0 K: 1 S: 10	H: 2 LOB: 2 BB: 0 P: 13	R: 0 E: 0 K: 0 S: 10	H: 0 LOB: 0 BB: 0 P: 11	R: 0 E: 0 K: 2 S: 12	H: 1 LOB: 1 BB: 0 P: 14	R: 0 E: 0 K: 3 S: 9	H: 0 LOB: 0 BB: 0 P: 13	1B: 8 2B: 3 3B: 0 HR: 0	SF: 0 SAC: 1 DP: 0 HBP: 0	WP: 0 PB: 0 SB: 1 CS: 0	PA: 38

PITCHER		IP	WLS	BF	H	R	ER	SO	BB	IBB	HBP	BLK	WP	HR	S	P	ERA	WHIP
52 Brad Hand, L ERA: 4.59	(1, 1)	5.0	L	23	8	6	5	4	0	0	0	0	0	0	55	76	9.00	1.600
28 Anthony DeSclafani, R ERA: 6.61	(6, 1)	2.0		8	2	0	0	1	0	0	0	0	0	0	20	24	0.00	1.000
43 Dan Jennings, L ERA: 1.38	(8, 1)	0.2		3	1	0	0	1	0	0	0	0	0	0	7	9	0.00	1.500
22 Carter Capps, R ERA: 3.06	(8, 1)	1.1		4	0	0	0	4	0	0	0	0	0	0	14	18	0.00	0.000

PITCHER		IP	WLS	BF	H	R	ER	SO	BB	IBB	HBP	BLK	WP	HR	S	P	ERA	WHIP

TOP

AB	37
R	6
H	11
RBI	5
BB	0
SO	10
LOB	9

BOTTOM

Washington Nationals @ Miami Marlins

Marlins Park, Miami, FL

Thu Sep 18 2014, 7:12 PM - 9:57 PM EDT

Att. 18,010 - Roof Closed - 77 F

livebaseballscorecards.com

Batter	1	2	3	4	5	6	7	8	9	AB	R	H	RBI	BB	SO	LOB
21 Christian Yelich, L (1, 7) OBP: 0.371, SLG: 0.415	C FF 90 X SI 90 0-1 ① G1-3	C FF 92 B CU 77 X FF 90 1-1 ② G1-3	B SI 91 X FF 91 1-0 13 S 10 1B 2B	B SI 91 S SI 90 F SI 86 B SI 90 F KC 80 S KC 80 2-3 ① K		4	1	1	0	0	1	0
17 Donovan Solano, R (1, 4) OBP: 0.306, SLG: 0.322	C SI 91 F SI 91 C FF 92 0-3 ② K	X FF 91 0-0 ③ G4-3	C FF 91 B FF 91 B CH 82 S FF 92 F FF 92 B CU 77 F FF 91 F FF 92 F FF 92 3-2 ① X SI 92 L9	C FC 84 B SI 91 B KC 78 X SI 90 2-1 ② G6-3		4	0	0	0	0	1	1
13 Marcell Ozuna, R (1, 8) OBP: 0.316, SLG: 0.452	F SI 92 X CH 84 0-1 ③ G5-3	B SI 91 B CU 74 X FF 90 2-0 ① G3	F SI 91 C CU 76 B FF 91 F FF 92 S CH 83 1-3 ② K 2-3	C KC 79 B SI 91 B FC 86 X SI 90 2-1 ③ G6-3		4	0	0	0	0	1	1
10 Jeff Baker, R (1, 3) OBP: 0.311, SLG: 0.401 1 Jordany Valdespin, L (9, PH) OBP: 0.273, SLG: 0.359	B SI 91 B CH 82 X FF 91 2-0 5 2B 1B	C SI 89 B SI 90 T SI 91 B CU 77 F CH 84 X CH 84 2-2 ② L8	F CH 83 B CH 83 B CH 82 X CH 84 2-1 3-H 1B	B SL 89 F FF 91 B FF 92 C FF 90 B CU 79 X FF 90 3-2 ① G6-3		3 1	1 0	2 0	1 0	0 0	0 0	0 0
5 Reed Johnson, R (1, 9) OBP: 0.259, SLG: 0.329	B SI 92 X SI 91 1-0 1-H 2B	S CH 84 B FF 92 S CH 83 S CH 83 1-3 ③ K	C CH 83 T FF 93 F CH 83 X CH 83 0-2 ③ F8	B FF 91 S CU 80 F CU 80 T FC 91 1-2 ② K		4	0	1	1	0	2	1
3 Adeiny Hechavarría, R (1, 6) OBP: 0.311, SLG: 0.363	B FF 92 B FF 92 B FF 92 C FF 90 S FF 91 S FF 92 3-3 ① K	B SI 90 B FF 91 F FF 90 X FF 91 2-1 ① P4	F FF 92 X FF 92 0-1 ① F8	B CU 79 B FF 91 F FF 91 F FF 91 X CU 80 2-2 ③ G6-3		4	0	0	0	0	1	1
39 Jarrod Saltalamacchia, S (1, 2) OBP: 0.327, SLG: 0.375	B CH 82 T SI 91 X FF 92 1-1 ② L8	S CH 82 X FF 92 0-1 12 FC4-6 1B	C FF 92 B SI 90 C CU 78 S CH 82 1-3 ② K			3	0	1	0	0	1	1
12 Enrique Hernández, R (1, 5) OBP: 0.327, SLG: 0.418	C CU 76 B FF 93 X CH 83 1-1 ③ L8	B SI 91 C CH 83 X SI 92 1-1 ② FC4-6 1-2f	B SI 92 B SI 92 F SI 91 F FF 92 B CU 78 F SI 91 F FF 92 X CH 82 3-2 2B			3	0	1	0	0	0	2
52 Brad Hand, L (1, 1) OBP: 0.040, SLG: 0.040 59 Ed Lucas, R (5, PH) OBP: 0.278, SLG: 0.291 28 Anthony DeSclafani, R (6, 1) OBP: 0.182, SLG: 0.100 9 Casey McGehee, R (7, PH) OBP: 0.363, SLG: 0.366 43 Dan Jennings, L (8, 1) 22 Carter Capps, R (8, 1)	C FF 90 F FF 90 X CU 76 0-2 ① G4-3	B SI 90 X CH 82 1-0 ③ F9	B SI 90 X CH 83 1-0 ③ F9			1 1 0 1 0 0	0 0 0 0 0 0	0 0 0 0 0 0	0 0 0 0 0 0	0 1 0 1 0 0	0 0 0 1 0 0	0 1 0 0 0 0
Inning Stats	R: 0 E: 0 K: 1 S: 7 H: 0 LOB: 0 BB: 0 P: 7	R: 1 E: 0 K: 1 S: 9 H: 2 LOB: 1 BB: 0 P: 17	R: 0 E: 0 K: 0 S: 6 H: 0 LOB: 0 BB: 0 P: 7	R: 0 E: 0 K: 1 S: 8 H: 0 LOB: 0 BB: 0 P: 13	R: 0 E: 0 K: 0 S: 7 H: 1 LOB: 1 BB: 0 P: 11	R: 1 E: 0 K: 1 S: 18 H: 2 LOB: 1 BB: 0 P: 25	R: 0 E: 0 K: 1 S: 11 H: 1 LOB: 1 BB: 0 P: 16	R: 0 E: 0 K: 1 S: 8 H: 0 LOB: 0 BB: 0 P: 14	R: 0 E: 0 K: 1 S: 9 H: 0 LOB: 0 BB: 0 P: 15	1B: 3 2B: 3 3B: 0 HR: 0	SF: 0 SAC: 0 DP: 0 HBP: 0		WP: 0 PB: 0 SB: 1 CS: 0		PA: 33		

PITCHER		IP	WLS	BF	H	R	ER	SO	BB	IBB	HBP	BLK	WP	HR	S	P	ERA	WHIP
47 Gio González, L	(1, 1)	7.0	W	27	6	2	2	5	0	0	0	0	0	0	66	96	2.57	0.857
ERA: 3.74																		
35 Craig Stammen, R	(8, 1)	1.0		3	0	0	0	1	0	0	0	0	0	0	8	14	0.00	0.000
ERA: 3.27																		
29 Rafael Soriano, R	(9, 1)	1.0		3	0	0	0	1	0	0	0	0	0	0	9	15	0.00	0.000
ERA: 3.15																		

PITCHER	IP	WLS	BF	H	R	ER	SO	BB	IBB	HBP	BLK	WP	HR	S	P	ERA	WHIP

Batter	1	2	3	4	5	6	7	8	9	AB	R	H	RBI	BB	SO	LOB
2 Denard Span, L (1, 8) OBP: 0.350, SLG: 0.413	C FF 92 C SI 92 B SI 94 F FF 93 B KC 81 F KC 79 B FF 94 X FF 92 3-2 ① L8		B CH 83 C FF 92 F CH 84 B SL 87 X SL 87 2-2 3B	F SI 92 F KC 80 F KC 81 B FF 94 B KC 80 X FF 94 2-2 1-3 2-H 1B			B SI 96 F FF 95 X CH 89 1-1 ① L9		C FF 95 F FS 89 C SI 95 0-3 ③ K	5	0	2	1	0	1	0
6 Anthony Rendon, R (1, 5) OBP: 0.347, SLG: 0.470	C FF 92 B KC 80 F SI 93 C SL 88 1-3 ② K		B KC 80 B SL 86 B KC 78 C FF 93 B FF 92 4-1 20 L4 28 BB BB	1 SAFE 1 SAFE X SI 92 0-0 ③ F9			C CU 81 S CU 81 B CU 83 F SI 95 B CU 79 X SI 98 2-2 ② G6-3			3	0	0	0	1	1	2
28 Jayson Werth, R (1, 9) OBP: 0.387, SLG: 0.447	C SI 92 B SI 92 B KC 79 B SI 92 B FF 92 4-1 25 HR BB		C KC 78 1 SAFE B SI 92 B SI 92 S SL 87 B SL 87 D SL 88 4-2 1-2 BB		B FF 91 X FF 91 1-0 ① F8		C SI 97 X SI 97 0-1 1B			2	1	1	0	2	0	0
25 Adam LaRoche, L (1, 3) OBP: 0.363, SLG: 0.457	B FF 92 S SI 90 C SL 86 B FF 94 F KC 78 F SL 87 1 SAFE B SI 92 X SI 93 3-2 1-H HR		F FF 93 C SI 94 F SL 88 C KC 82 0-3 ① K		B CH 84 B KC 79 B FF 91 C FF 90 C SI 92 F SL 86 B SL 87 4-2 BB		B SI 96 1 SAFE B SI 96 1 SAFE 1 SAFE C SI 96 1 SAFE B SI 96 X SI 96 3-1 ③ G6-3			3	1	1	2	1	1	4
20 Ian Desmond, R (1, 6) OBP: 0.307, SLG: 0.424	C FF 93 X SL 87 0-1 3B		X SL 87 0-0 ② ③ L4 2-2		F FF 93 X KC 79 0-1 ② F9			B SL 80 C SL 80 T FF 90 X SI 92 1-2 ① F8		4	0	1	0	0	0	4
34 Bryce Harper, L (1, 7) OBP: 0.340, SLG: 0.428	S KC 79 X FF 93 0-1 ③ F9			B FF 92 B FF 92 B KC 76 F FF 91 S FF 92 C FF 92 3-3 ① K	F FF 92 X CH 86 0-1 ③ G6-3			S SI 93 S CH 86 F CH 87 F CH 86 B FF 93 S SL 81 1-3 ② K		4	0	0	0	0	2	2
40 Wilson Ramos, R (1, 2) OBP: 0.306, SLG: 0.413		X FF 90 0-0 ① G6-3		C SI 93 X SI 94 0-1 3 1B 2 1B 1B		C SI 96 B SI 96 S SI 96 F SI 97 B SI 96 X SI 97 2-2 ① G4-3		S FC 91 C SI 92 S FF 94 0-3 ③ K		4	1	1	0	0	1	0
3 Asdrúbal Cabrera, S (1, 4) OBP: 0.307, SLG: 0.389		C FF 91 B SI 92 S KC 78 F SL 87 X KC 80 1-2 ② P5		F FF 92 C KC 79 F FF 94 B KC 80 D SL 86 F KC 79 X SI 93 2-2 2 1B 1-2 1B		B FF 96 F SI 95 B FF 95 X SI 95 2-1 ② F9			C SI 95 X SI 95 0-1 ① F7	4	0	1	0	0	0	0
58 Doug Fister, L (1, 1) OBP: 0.061, SLG: 0.061 46 Matt Thornton, L (7, 1) 36 Tyler Clippard, R (8, 1) 17 Nate Schierholtz, L (9, PH) OBP: 0.237, SLG: 0.298 22 Drew Storen, S (9, 1)		C FF 93 S FF 93 B KC 81 C KC 80 1-3 ③ K		L FF 91 L FF 92 M SL 86 0-3 ② K		B SI 94 C SI 94 B SI 94 F SI 94 F FF 95 B FF 95 X SI 93 3-2 ③ G4-3		C SI 94 S FS 89 S FS 88 0-3 ② K	3 0 0 1 0	0 0 0 0 0	0 0 0 0 0	0 0 0 0 0	0 0 0 1 0	2 0 0 0 0	2 0 0 0 0
Inning Stats	R: 2 E: 0 K: 1 S: 18 H: 2 LOB: 1 BB: 1 P: 29	R: 0 E: 0 K: 1 S: 8 H: 0 LOB: 0 BB: 0 P: 10	R: 0 E: 0 K: 1 S: 11 H: 1 LOB: 2 BB: 2 P: 21	R: 1 E: 0 K: 2 S: 18 H: 3 LOB: 2 BB: 0 P: 25	R: 0 E: 0 K: 0 S: 8 H: 0 LOB: 1 BB: 1 P: 13	R: 0 E: 0 K: 0 S: 10 H: 0 LOB: 0 BB: 0 P: 17	R: 0 E: 0 K: 0 S: 10 H: 1 LOB: 1 BB: 0 P: 16	R: 0 E: 0 K: 2 S: 11 H: 0 LOB: 0 BB: 0 P: 13	R: 0 E: 0 K: 2 S: 8 H: 0 LOB: 0 BB: 0 P: 8	1B: 4 2B: 1 3B: 2 HR: 1 SF: 0 SAC: 0 DP: 1 HBP: 0						

TOP

Washington Nationals @ Miami Marlins

Marlins Park, Miami, FL

Fri Sep 19 2014, 7:13 PM - 9:58 PM EDT

Att. 19,815 - Roof Closed - 73 F

livebaseballscorecards.com

AB	33
R	3
H	7
RBI	3
BB	4
SO	9
LOB	14

PITCHER		IP	WLS	BF	H	R	ER	SO	BB	IBB	HBP	BLK	WP	HR	S	P	ERA	WHIP
34 Tom Koehler, R ERA: 3.76	(1, 1)	5.0	L	24	6	3	3	5	4	0	0	0	0	1	63	98	5.40	2.000
36 Sam Dyson, R ERA: 2.01	(6, 1)	2.0		7	1	0	0	0	0	0	0	0	0	0	20	33	0.00	0.500
44 AJ Ramos, R ERA: 2.2	(8, 1)	1.0		3	0	0	0	2	0	0	0	0	0	0	11	13	0.00	0.000
41 Chris Hatcher, R ERA: 3.21	(9, 1)	1.0		3	0	0	0	2	0	0	0	0	0	0	8	8	0.00	0.000

PITCHER	IP	WLS	BF	H	R	ER	SO	BB	IBB	HBP	BLK	WP	HR	S	P	ERA	WHIP

BOTTOM

Washington Nationals @ Miami Marlins

Marlins Park, Miami, FL

Fri Sep 19 2014, 7:13 PM - 9:58 PM EDT

Att. 19,815 - Roof Closed - 73 F

livebaseballscorecards.com

Batter	1	2	3	4	5	6	7	8	9	AB	R	H	RBI	BB	SO	LOB
21 Christian Yelich, L (1, 7) OBP: 0.369, SLG: 0.412	C SI 86 B SI 84 C SI 86 F FF 85 X FC 85 1-2 ① L8		X SI 87 0-0 ② F7		B SI 88 F SI 87 B FC 85 F SI 87 X SI 88 2-2 ①② G6-4-3 1-2f		B FF 95 C SI 95 F FF 95 F FC 88 F FF 94 B FC 89 F SI 95 F SI 96 B FF 96 3-2 ③ F SI 85 X SI 94 G4-3 1-2			4	0	0	0	0	0	2
12 Enrique Hernández, R (1, 4) OBP: 0.333, SLG: 0.416	C SI 85 B SI 87 X FF 86 1-1 ② P6		B SI 86 B SI 87 B SI 87 C SI 87 C SI 88 B SI 89 4-2 9 PB BB		C CU 72 B FC 83 T SI 88 X SI 88 1-2 9 FC5-4 1B			X FF 91 0-0 ① G6-3		3	0	1	0	1	0	0
9 Casey McGehee, R (1, 5) OBP: 0.362, SLG: 0.364	C SI 87 F SI 88 B FC 83 X SI 89 1-2 ③ G1-3		B FC 80 B SI 88 F SI 88 B SI 88 F SI 88 B SI 89 4-2 13 FC6-4 1-2 BB		B CU 70 X FC 80 1-0 ③ FC5-4 1-2f			C CH 80 X FF 90 0-1 ② F9		3	0	0	0	1	0	1
13 Marcell Ozuna, R (1, 8) OBP: 0.316, SLG: 0.454		B SI 86 C SI 87 F FC 84 X SI 87 1-2 48 G5-3 3B	C SI 89 B CU 72 B SI 90 X SI 89 2-1 ③ FC6-4 1-2f			X FC 82 0-0 ① L8		B CH 80 X CH 79 1-0 ③ P6		4	1	1	0	0	0	2
48 Justin Bour, L (1, 3) OBP: 0.364, SLG: 0.375		B FC 84 B SI 88 C SI 88 B SI 88 X SI 88 3-1 ① G5-3 3-H	X SI 86 0-0 HR			B CU 70 B CU 72 C CH 78 B SI 88 X CH 80 3-1 ② G3-1			B SL 80 X SI 91 1-0 ① G1-3	4	1	1	2	0	0	0
39 Jarrod Saltalamacchia, S (1, 2) OBP: 0.324, SLG: 0.370		B FF 86 C SI 88 S FF 87 X SI 89 1-2 ② F9	B SI 88 B SI 87 C SI 86 F FF 86 X SI 87 2-2 ① L8			C FF 87 S CU 72 B SI 88 B SI 88 C SI 89 2-3 ③ K			X SI 92 0-0 ② L7	4	0	0	0	0	1	0
46 Garrett Jones, L (1, 9) OBP: 0.306, SLG: 0.404		C SI 87 B FF 87 X CH 78 1-1 ② 2B	C SI 87 B FC 86 X FF 87 1-1 ② P5				C CU 69 F FC 84 B SI 87 B SI 88 F CU 72 F SI 88 F SI 88 F SI 88 X CU 73 2-2 ① L9		B SI 92 B SI 92 X SI 91 2-0 ③ G3	4	0	1	0	0	0	0
3 Adeiny Hechavarría, R (1, 6) OBP: 0.309, SLG: 0.360		B SI 88 F SI 89 F SI 90 B FC 82 X SI 89 2-2 ③ G6-3	X SI 89 0-0 ③ G5-3				B SI 88 B SI 87 C SI 88 F SI 88 F SI 88 X CU 74 2-2 ② G6-3			3	0	0	0	0	0	1
34 Tom Koehler, R (1, 1) OBP: 0.080, SLG: 0.061 59 Ed Lucas, R (5, PH) OBP: 0.282, SLG: 0.295 36 Sam Dyson, R (6, 1) 1 Jordany Valdespin, L (7, PH) OBP: 0.280, SLG: 0.359 44 AJ Ramos, R (8, 1) 41 Chris Hatcher, R (9, 1)			C SI 84 X SI 86 0-1 ① G3		C SI 86 F SI 86 X SI 88 0-2 21 G6-4-3 1B		B FF 96 B FF 95 B FF 96 C FF 96 B FF 95 4-1 21 S BB			1 1 0 0 0 0	0 0 0 0 0 0	0 1 0 0 0 0	0 0 0 0 0 0	0 0 0 1 0 0	0 0 0 0 0 0	0 0 0 0 0 0
Inning Stats	R: 0 E: 0 K: 0 S: 9 H: 0 LOB: 0 BB: 0 P: 12	R: 1 E: 0 K: 0 S: 13 H: 2 LOB: 1 BB: 0 P: 21	R: 0 E: 0 K: 0 S: 9 H: 0 LOB: 2 BB: 2 P: 19	R: 1 E: 0 K: 0 S: 7 H: 1 LOB: 0 BB: 0 P: 10	R: 0 E: 0 K: 0 S: 10 H: 2 LOB: 1 BB: 0 P: 14	R: 0 E: 0 K: 1 S: 6 H: 0 LOB: 0 BB: 0 P: 11	R: 0 E: 0 K: 0 S: 20 H: 0 LOB: 1 BB: 1 P: 31	R: 0 E: 0 K: 0 S: 4 H: 0 LOB: 0 BB: 0 P: 5	R: 0 E: 0 K: 0 S: 3 H: 0 LOB: 0 BB: 0 P: 6	1B: 2 2B: 1 3B: 1 HR: 1 SF: 0 SAC: 0 DP: 1 HBP: 0			WP: 0 PB: 1 SB: 1 CS: 0		PA: 34	

	AB	31
	R	2
	H	5
	RBI	2
	BB	3
	SO	1
	LOB	6

PITCHER		IP	WLS	BF	H	R	ER	SO	BB	IBB	HBP	BLK	WP	HR	S	P	ERA	WHIP
58 Doug Fister, R ERA: 2.55	(1, 1)	6.2	W	26	5	2	2	1	2	0	0	0	0	1	65	102	2.70	1.050
46 Matt Thornton, L ERA: 1.8	(7, 1)	0.1	H	2	0	0	0	0	1	0	0	0	0	0	9	16	0.00	3.000
36 Tyler Clippard, R ERA: 2.03	(8, 1)	1.0	H	3	0	0	0	0	0	0	0	0	0	0	4	5	0.00	0.000
22 Drew Storen, R ERA: 1.2	(9, 1)	1.0	S	3	0	0	0	0	0	0	0	0	0	0	3	6	0.00	0.000

PITCHER	IP	WLS	BF	H	R	ER	SO	BB	IBB	HBP	BLK	WP	HR	S	P	ERA	WHIP

Washington Nationals @ Miami Marlins

Marlins Park, Miami, FL

Sat Sep 20 2014, 7:12 PM - 10:10 PM EDT

Att. 20,983 - Roof Closed - 74 F

livebaseballscorecards.com

Batter	1	2	3	4	5	6	7	8	9	AB	R	H	RBI	BB	SO	LOB
2 Denard Span, L (1, 8) OBP: 0.352, SLG: 0.413	B FF 95 B FF 94 B FF 93 C FF 94 C FF 94 F FF 95 X FF 95 3-2 28 1B 1B		B FC 93 B FF 93 B FF 93 B FF 93 4-0 6 G1-4-3 BB			C FF 91 X KC 78 0-1 ① F7	B FF 95 B FF 95 C SL 86 B FF 95 F FF 94 X FF 95 3-2 6 1B 3-H 1B		X FF 98 0-0 ③ F9	4	0	2	1	1	0	0
6 Anthony Rendon, R (1, 5) OBP: 0.346, SLG: 0.469	B FC 94 1 SAFE C FF 93 X FC 94 1-1 ① L8		X FF 93 0-0 ② ③ G1-4-3 1-2f			B FF 92 B FF 92 C FF 92 C KC 78 C FF 92 2-3 ② K	B SL 84 1 SAFE 1 SAFE B SL 88 1 SAFE B FF 95 C FF 96 1 SAFE X FF 95 3-1 1-2 1B			4	0	1	0	0	1	2
28 Jayson Werth, R (1, 9) OBP: 0.389, SLG: 0.449	1 SAFE C FF 94 B FF 95 B FF 94 D FF 94 X FF 94 3-1 25 G4-6-3 1-2 1B			C FF 92 C KC 80 B SI 93 X SI 93 1-2 11 CS 25 G3-1 1B		C FF 93 X SI 93 0-1 1B	C FF 96 D FS 89 B FS 88 F SI 95 B FS 88 X SI 95 3-2 ③ G6-3			4	0	3	0	0	0	2
25 Adam LaRoche, L (1, 3) OBP: 0.360, SLG: 0.454	C FF 93 F KC 80 B FF 95 F FF 94 X CH 84 1-2 ② ③ G4-6-3 1-2f			D KC 81 C FF 94 C FF 94 1 SAFE F KC 82 D KC 81 F CH 86 X FC 93 2-2 ① G3-1 1-2		F FF 91 B FF 92 X FC 92 1-1 ③ G4-3		C SI 94 X SI 94 0-1 ① F7		4	0	0	0	0	0	4
20 Ian Desmond, R (1, 6) OBP: 0.310, SLG: 0.427		B FC 92 F FF 93 X FF 94 1-1 ① F8		B FF 93 S KC 80 S FF 94 B FF 94 D CH 87 B KC 81 4-2 11 CS BB			B KC 78 X FF 92 1-0 11 3B 1B	C FF 95 B FF 95 B SI 95 X FF 95 2-1 17 G1 2B		3	1	2	0	1	0	0
11 Ryan Zimmerman, R (1, 7) OBP: 0.350, SLG: 0.470 17 Nate Schierholtz, L (7, 7) OBP: 0.237, SLG: 0.297		C FF 94 X FF 94 0-1 40 1B 1B		B FF 94 B FC 92 X FF 93 2-0 ② ③ G4-6-3 1-2 2-3			C FF 90 D KC 81 X FF 92 1-1 40 FC5-2 1-H 3B	X FS 89 0-0 ② G1 2-3		3 1	0 0	2 0	1 0	0 0	0 0	2 1
40 Wilson Ramos, R (1, 2) OBP: 0.305, SLG: 0.411		S FF 94 X FF 93 0-1 3 G4-6-3 1-2 1B			B FF 93 S FF 92 X FF 93 1-1 ① G4-3		S KC 80 F KC 79 F KC 80 X SI 94 0-2 ① FC5-2 3 3B 3-H	B SL 88 S SL 88 F SL 85 S SL 88 1-3 ③ K		4	1	1	0	0	1	2
3 Asdrúbal Cabrera, S (1, 4) OBP: 0.307, SLG: 0.391		B KC 79 D KC 80 C FF 93 X KC 78 2-1 ② ③ G4-6-3 1-2f			S FF 93 X FF 93 0-1 ② L6		B KC 78 F CH 83 F KC 78 F FF 94 X KC 79 1-2 2 1B 1-H 3B		S FF 97 S KC 85 S FF 98 0-3 ① K	4	1	1	1	0	1	2
27 Jordan Zimmermann, R (1, 1) OBP: 0.182, SLG: 0.173 34 Bryce Harper, L (7, PH) OBP: 0.339, SLG: 0.426 30 Aaron Barrett, R (7, 1) 36 Tyler Clippard, R (8, 1) 12 Tyler Moore, R (9, PH) OBP: 0.292, SLG: 0.358 22 Drew Storen, S (9, 1)			C SI 92 F FF 92 B FF 93 B KC 79 S FF 93 2-3 ① K		C FF 92 F FF 92 B FF 92 F FF 92 X FF 90 1-2 ③ G4-3		X SL 87 0-0 ② G1-4-3		C FF 98 S KC 85 B KC 84 X FF 96 1-2 ② F7	2 1 0 0 1 0	0 0 0 0 0 0	0 0 0 0 0 0	0 0 0 0 0 0	0 0 0 0 0 0	1 0 0 0 0 0	0 1 0 0 0 0

TOP

AB	35
R	3
H	12
RBI	3
BB	2
SO	4
LOB	16

Inning Stats	1	2	3	4	5	6	7	8	9	1B: 9	SF: 0	WP: 0	PA: 37
	R: 0 E: 0 K: 0 S: 12	R: 0 E: 0 K: 0 S: 8	R: 0 E: 0 K: 1 S: 4	R: 0 E: 0 K: 0 S: 11	R: 0 E: 0 K: 0 S: 8	R: 0 E: 0 K: 1 S: 9	R: 3 E: 0 K: 0 S: 20	R: 0 E: 0 K: 1 S: 8	R: 0 E: 0 K: 1 S: 7	2B: 1 3B: 2 HR: 0	SAC: 0 DP: 3 HBP: 0	PB: 0 SB: 0 CS: 2	
	H: 2 LOB: 1 BB: 0 P: 20	H: 2 LOB: 1 BB: 0 P: 11	H: 0 LOB: 0 BB: 1 P: 10	H: 1 LOB: 1 BB: 1 P: 20	H: 0 LOB: 0 BB: 0 P: 10	H: 1 LOB: 1 BB: 0 P: 12	H: 5 LOB: 2 BB: 0 P: 32	H: 1 LOB: 1 BB: 0 P: 11	H: 0 LOB: 0 BB: 0 P: 8				

PITCHER		IP	WLS	BF	H	R	ER	SO	BB	IBB	HBP	BLK	WP	HR	S	P	ERA	WHIP
23 Jarred Cosart, R ERA: 3.7	(1, 1)	6.1	L	26	9	3	3	2	2	0	0	0	0	0	63	97	4.26	1.737
40 Mike Dunn, L ERA: 3.23	(7, 1)	0.1		2	1	0	0	0	0	0	0	0	0	0	4	7	0.00	3.000
41 Chris Hatcher, R ERA: 3.13	(7, 1)	1.1		6	2	0	0	1	0	0	0	0	0	0	13	22	0.00	1.500
22 Carter Capps, R ERA: 2.89	(9, 1)	1.0		3	0	0	0	1	0	0	0	0	0	0	7	8	0.00	0.000

PITCHER		IP	WLS	BF	H	R	ER	SO	BB	IBB	HBP	BLK	WP	HR	S	P	ERA	WHIP

Washington Nationals @ Miami Marlins

Marlins Park, Miami, FL

Sat Sep 20 2014, 7:12 PM - 10:10 PM EDT

Att. 20,983 - Roof Closed - 74 F

livebaseballscorecards.com

BOTTOM

Batter	1	2	3	4	5	6	7	8	9	AB	R	H	RBI	BB	SO	LOB
21 Christian Yelich, L (1, 7) OBP: 0.368, SLG: 0.411	C FF 91 B FF 92 F FF 92 F FF 93 X CU 78 1-2 17 FC5-4 1B		C CU 79 X FF 93 0-1 ① G4-3		F FF 93 B FF 92 B FF 93 B CU 78 X FF 93 3-1 ② L9			C CU 75 C CH 80 B FF 91 B FS 82 B FF 92 X CH 80 3-2 ② G4-3		4	0	1	0	0	0	1
17 Donovan Solano, R (1, 4) OBP: 0.302, SLG: 0.318	1 SAFE C FF 92 B FF 92 1 SAFE 1 SAFE C SL 87 B FF 93 F FF 93 X SL 87 2-2 ① FC5-4 9 1B 48 1B 1-2f		C FF 92 X FF 92 0-1 ② G6-3		F FF 92 B FF 93 B SL 88 F FF 92 F FF 92 F FF 92 X SL 87 2-2 ③ L5			B FF 91 C FF 91 F FF 91 S FS 82 1-3 ③ K		4	1	0	0	0	1	2
9 Casey McGehee, R (1, 5) OBP: 0.362, SLG: 0.363	X SL 86 0-0 48 1B 1-2 1B		C FF 93 S FF 94 X FF 93 0-2 ③ F9			F FF 92 F FF 92 X FF 92 0-2 ① L1-4-3			B SI 93 C FF 92 B FF 93 C SI 93 X CH 85 2-2 ① G6-3	4	0	1	0	0	0	0
13 Marcell Ozuna, R (1, 8) OBP: 0.315, SLG: 0.453	B FF 93 F FF 93 F SL 88 B FF 93 X FF 93 2-2 ② L8			B FF 92 X FF 92 1-0 ① F8		S SL 89 S FF 93 F SL 86 S SL 86 0-3 ② K			B SL 81 C SL 81 X FF 93 1-1 48 1B 1B	4	0	1	0	0	1	2
48 Justin Bour, L (1, 3) OBP: 0.373, SLG: 0.385 59 Ed Lucas, R (9, PR) OBP: 0.282, SLG: 0.295	B FF 93 C FF 92 F FF 93 B FF 92 2 SAFE X SL 87 2-2 1-2 2-H 1B			C FF 92 F FF 93 S FF 92 0-3 ② K		B CU 78 B FF 92 X FF 92 2-0 ③ F8			1 SAFE F SI 91 B SI 93 B CH 86 1 SAFE F SI 93 F SL 82 F CH 86 F FF 93 2-2 X CH 86 46 G4-6-3 1-3 1B	4 0	0 0	2 0	1 0	0 0	1 0	0 0
5 Reed Johnson, R (1, 9) OBP: 0.261, SLG: 0.335 22 Carter Capps, R (9, 1) 46 Garrett Jones, L (9, PH) OBP: 0.306, SLG: 0.403	F FF 93 F FF 93 F FF 94 X FF 94 0-2 ③ G1-3			F FF 92 B FF 93 X FF 93 1-1 E8 2B			C SL 84 B SL 85 X SI 93 1-1 ① G6-3		B CH 86 X SI 92 1-0 ② ③ G4-6-3 1-2f	3 0 1	1 0 0	1 0 0	0 0 0	0 0 0	0 0 0	2 0 2
3 Adeiny Hechavarría, R (1, 6) OBP: 0.307, SLG: 0.358		X FF 92 0-0 ① G1-3		C FF 93 X SL 88 0-1 ③ P4			B SI 94 B SI 92 B SI 93 C FF 92 C SI 93 X SI 94 3-2 ② G6-3			3	0	0	0	0	0	0
6 Jeff Mathis, R (1, 2) OBP: 0.261, SLG: 0.271		B FF 93 B FF 93 C FF 94 S FF 93 S FF 94 2-3 ② K			B FF 92 F FF 92 F FF 93 F FF 93 B FF 93 F FF 93 C FF 93 2-3 ① K		B FF 93 B FF 92 S FF 93 X FF 93 2-1 ③ G1-3			3	0	0	0	0	2	0
23 Jarred Cosart, R (1, 1) OBP: 0.200, SLG: 0.200 40 Mike Dunn, L (7, 1) 41 Chris Hatcher, R (7, 1) 1 Jordany Valdespin, L (8, PH) OBP: 0.277, SLG: 0.355 (9, 9)		C FF 94 X FF 93 0-1 ③ G3			B FF 92 F FF 92 X FF 92 1-1 1B			C FF 91 C CU 74 S FS 82 0-3 ① K		2 0 0 1	0 0 0 0	1 0 0 0	0 0 0 0	0 0 0 0	0 0 0 1	0 0 0 0
Inning Stats	R: 1 E: 0 K: 0 S: 19 H: 3 LOB: 2 BB: 0 P: 26	R: 0 E: 0 K: 1 S: 6 H: 0 LOB: 0 BB: 0 P: 8	R: 0 E: 0 K: 0 S: 7 H: 0 LOB: 0 BB: 0 P: 7	R: 1 E: 1 K: 1 S: 8 H: 1 LOB: 0 BB: 0 P: 10	R: 0 E: 0 K: 1 S: 15 H: 1 LOB: 1 BB: 0 P: 23	R: 0 E: 0 K: 1 S: 8 H: 0 LOB: 0 BB: 0 P: 10	R: 0 E: 0 K: 0 S: 7 H: 0 LOB: 0 BB: 0 P: 13	R: 0 E: 0 K: 2 S: 9 H: 0 LOB: 0 BB: 0 P: 13	R: 0 E: 0 K: 0 S: 12 H: 2 LOB: 2 BB: 0 P: 18	1B: 6 2B: 1 3B: 0 HR: 0 SF: 0 SAC: 0 DP: 1 HBP: 0						

	AB	33
	R	2
	H	7
	RBI	1
	BB	0
	SO	6
	LOB	9

	WP: 0	PA: 33
	PB: 0	
	SB: 0	
	CS: 0	

PITCHER		IP	WLS	BF	H	R	ER	SO	BB	IBB	HBP	BLK	WP	HR	S	P	ERA	WHIP
27 Jordan Zimmermann, R ERA: 2.78	(1, 1)	6.0	W	23	5	2	1	4	0	0	0	0	0	0	63	84	1.50	0.833
30 Aaron Barrett, R ERA: 2.72	(7, 1)	1.0	H	3	0	0	0	0	0	0	0	0	0	0	7	13	0.00	0.000
36 Tyler Clippard, R ERA: 2.0	(8, 1)	1.0	H	3	0	0	0	2	0	0	0	0	0	0	9	13	0.00	0.000
22 Drew Storen, R ERA: 1.18	(9, 1)	1.0	S	4	2	0	0	0	0	0	0	0	0	0	12	18	0.00	2.000

PITCHER	IP	WLS	BF	H	R	ER	SO	BB	IBB	HBP	BLK	WP	HR	S	P	ERA	WHIP

Washington Nationals @ Miami Marlins

Marlins Park, Miami, FL

Sun Sep 21 2014, 1:12 PM - 3:40 PM EDT

Att. 22,806 - Roof Closed - 77 F

livebaseballscorecards.com

TOP

Batter	1	2	3	4	5	6	7	8	9	AB	R	H	RBI	BB	SO	LOB
6 Anthony Rendon, R (1, 5) OBP: 0.347, SLG: 0.471	B FF 95 C FF 94 B FF 96 C FF 95 X FF 95 2-2 ① G6-3		C FF 94 B CU 78 B FF 96 C FF 96 X SL 88 2-2 3 1B 1B		B FF 95 C CU 76 F FF 94 B SI 94 B FF 95 X CU 76 3-2 3-H 2B			B SI 90 C SI 90 X CH 82 1-1 ① F8		4	0	2	1	0	0	0
3 Asdrúbal Cabrera, S (1, 4) OBP: 0.308, SLG: 0.392	S FF 94 S FF 95 B FF 96 S SL 87 1-3 ② K		B CU 75 X FS 88 1-0 1-2 1B		B SL 84 B FF 94 B FF 94 C FF 93 X FF 93 3-1 ② P6			X SI 91 0-0 1B		4	0	2	0	0	1	1
34 Bryce Harper, L (1, 8) (9, 7) OBP: 0.338, SLG: 0.424	B FF 94 X FF 96 1-0 1B		F SI 95 F FF 95 B SL 88 S CU 76 1-3 ③ K		B FF 95 X SI 94 1-0 ③ L8			C SI 91 D SL 79 D SL 79 F SI 91 F SI 93 F SL 79 F SI 93 F SI 93 1 SAFE 2-3 ② K S SL 80		4	0	1	0	0	2	4
25 Adam LaRoche, L (1, 3) OBP: 0.359, SLG: 0.452	B FF 93 B FF 93 X FF 93 2-0 ③ F8			B CU 76 X FF 95 1-0 19 L9-3 1B		X FF 92 0-0 ① L3		B SI 92 F SI 92 X SI 93 1-1 ③ P6		4	0	1	0	0	0	2
19 Kevin Frandsen, R (1, 7) OBP: 0.297, SLG: 0.311 18 Michael Taylor, R (9, 8) OBP: 0.296, SLG: 0.348		C FF 94 B FF 93 X CU 76 1-1 ① G6-3		B SL 86 S SL 86 B SI 92 B SI 94 X FF 94 3-1 ① ② L9-3 1-1		B FF 94 X FF 94 1-0 ② G5-3			C SI 90 B SI 90 B CH 83 X CH 82 2-1 ① G4-3	4 0	0 0	0 0	0 0	0 0	0 0	1 0
8 Danny Espinosa, S (1, 6) OBP: 0.283, SLG: 0.356		C FF 92 B FF 95 F SI 95 X SL 88 1-2 ② G4-3		B CU 76 X FF 93 1-0 ③ G3		B FF 93 F FF 93 F CU 75 B FF 95 S FF 94 2-3 ③ K			B SL 78 B SI 91 S SI 90 F SI 92 B SI 92 X SI 91 3-2 ② G4-3	4	0	0	0	0	1	0
59 Jose Lobaton, S (1, 2) OBP: 0.288, SLG: 0.306		C FF 95 B FS 88 F FF 95 F FF 95 C CU 77 1-3 ③ K	F FF 93 S CU 75 F FF 95 B CU 77 F SL 86 B CU 94 B FF 93 X FF 93 3-2 17 3B 2B				B SI 91 B SI 91 F SI 91 C SI 91 B SL 81 S SI 92 3-3 ① K	X SI 91 0-0 ③ G6-3	4	1	1	0	0	2	0
17 Nate Schierholtz, L (1, 9) OBP: 0.237, SLG: 0.303			C FF 94 C CU 75 F FF 94 B CU 77 F SL 86 B FF 95 X FF 94 2-2 ① F8		B FF 94 X FF 93 1-0 6 2B 2-H 3B		C SI 92 B SI 93 F SI 92 F SL 81 B SL 79 B SI 94 F SI 92 X SI 91 3-2 ② G4-3			3	1	1	1	0	0	0
37 Stephen Strasburg, R (1, 1) OBP: 0.197, SLG: 0.119 35 Craig Stammen, R (8, 1) OBP: 0.286, SLG: 0.429 29 Rafael Soriano, R (9, 1)			B FF 95 C FF 95 X FF 95 1-1 ② G1-3		B SL 86 X FF 95 1-0 ① G1-3		C SI 91 F SI 92 X SL 80 0-2 ③ G5-3			3 0 0	0 0 0	0 0 0	0 0 0	0 0 0	0 0 0	1 0 0
Inning Stats	R: 0 E: 0 K: 1 S: 8 H: 1 LOB: 1 BB: 0 P: 14	R: 0 E: 0 K: 1 S: 9 H: 0 LOB: 0 BB: 0 P: 12	R: 0 E: 0 K: 1 S: 14 H: 2 LOB: 2 BB: 0 P: 21	R: 0 E: 0 K: 0 S: 4 H: 1 LOB: 0 BB: 0 P: 9	R: 2 E: 0 K: 0 S: 13 H: 3 LOB: 1 BB: 0 P: 25	R: 0 E: 0 K: 1 S: 5 H: 0 LOB: 0 BB: 0 P: 8	R: 0 E: 0 K: 1 S: 11 H: 0 LOB: 0 BB: 0 P: 17	R: 0 E: 0 K: 1 S: 12 H: 1 LOB: 1 BB: 0 P: 16	R: 0 E: 0 K: 0 S: 6 H: 0 LOB: 0 BB: 0 P: 11	1B: 5 2B: 3 3B: 1 HR: 0 SF: 0 SAC: 0 DP: 1 HBP: 0						

PITCHER		IP	WLS	BF	H	R	ER	SO	BB	IBB	HBP	BLK	WP	HR	S	P	ERA	WHIP
24 Nathan Eovaldi, R ERA: 4.44	(1, 1)	6.0	L	24	7	2	2	4	0	0	0	0	0	0	53	89	3.00	1.167
25 Andrew Heaney, L ERA: 5.33	(7, 1)	3.0		10	1	0	0	2	0	0	0	0	0	0	29	44	0.00	0.333

PITCHER	IP	WLS	BF	H	R	ER	SO	BB	IBB	HBP	BLK	WP	HR	S	P	ERA	WHIP

AB	34
R	2
H	8
RBI	2
BB	0
SO	6
LOB	9

WP: 0 PA: 34
PB: 0
SB: 0
CS: 0

Batter	1	2	3	4	5	6	7	8	9	AB	R	H	RBI	BB	SO	LOB
21 Christian Yelich, L (1, 7) OBP: 0.367, SLG: 0.410	C FF 92 C FF 94 B FF 93 C FF 94 1-3 K		B CU 80 F SI 94 B FF 95 B FF 95 X SI 95 3-1 G5-3			C CH 88 X FF 94 0-1 1B			B FF 90 X FF 90 1-0 F8 2-3	4	0	1	0	0	1	1
17 Donovan Solano, R (1, 4) OBP: 0.302, SLG: 0.316	B FF 94 B SI 93 B FF 94 B FF 94 4-0 9 G5-4-3 BB			B FF 94 X FF 94 1-0 G5-3		1 SAFE 1 SAFE C FF 94 X SI 95 0-1 G5-3			X FF 91 0-0 SF9 3-H	2	0	0	1	1	0	1
9 Casey McGehee, R (1, 5) OBP: 0.360, SLG: 0.361	C SI 92 B FF 94 B FF 94 F SI 94 X FF 93 2-2 G5-4-3 1-2f			S CU 80 B FF 95 S CH 88 B CU 82 X FF 95 2-2 G4-3			B FF 95 C CU 80 F CU 80 S CH 88 1-3 K		C SL 83 X SL 85 0-1 L7	4	0	0	0	0	1	1
13 Marcell Ozuna, R (1, 8) OBP: 0.317, SLG: 0.455 46 Garrett Jones, L (8, 9) OBP: 0.306, SLG: 0.403		B FF 94 C CU 80 F FF 94 B CH 89 B CH 89 F CU 82 F FF 96 B CU 81 4-2 39 G4-6-3 48 1B BB		B CH 89 X SI 94 1-0 P4			B FF 96 X CU 80 1-0 2B			2 0	0 0	1 0	0 0	1 0	0 0	0 0
48 Justin Bour, L (1, 3) OBP: 0.371, SLG: 0.382		B SI 94 1 SAFE C FF 94 F SI 94 X SI 94 1-2 39 G4-6-3 1-2 1B			C SI 94 F CH 87 B CH 88 B SI 96 X CH 89 2-2 G3		C CU 80 X FF 95 0-1 G3			3	0	1	0	0	0	0
39 Jarrod Saltalamacchia, S (1, 2) OBP: 0.322, SLG: 0.367		C SI 94 D CU 81 B SI 93 C FF 93 X CH 86 2-2 G4-6-3 1-2f 2-3			C CU 80 S CH 89 F FF 96 F FF 95 X CH 88 0-2 G1-3			F SI 90 C KC 79 F SI 91 S KC 80 0-3 K		3	0	0	0	0	1	2
12 Enrique Hernández, R (1, 9) (8, 8) OBP: 0.333, SLG: 0.408		C FF 96 F FF 95 B FF 97 S CU 81 1-3 K			X FF 96 0-0 L9			C SI 92 F FC 88 F SI 92 H SI 92 1-2 3 G1-6-3 HBP		2	0	0	0	0	1	1
3 Adeiny Hechavarría, R (1, 6) OBP: 0.306, SLG: 0.356			F FF 94 C CU 80 X CU 80 0-2 G5-3			X FF 94 0-0 B5-3		B SI 91 1 SAFE S FC 85 B SI 90 F FC 84 B KC 79 X FC 86 3-2 G1-6-3 1-2f		3	0	0	0	0	0	1
24 Nathan Eovaldi, R (1, 1) OBP: 0.107, SLG: 0.091 59 Ed Lucas, R (6, PH) OBP: 0.280, SLG: 0.293 25 Andrew Heaney, L (7, 1) 5 Reed Johnson, R (9, PH) OBP: 0.265, SLG: 0.345			B FF 95 B FF 95 C FF 94 F SI 94 C FF 96 2-3 K			C SI 94 C SI 94 B CH 89 S CH 89 1-3 K			B CU 76 B FF 90 C SL 89 X SL 88 2-1 21 F8 17 SF9 2B	1 1 0 1	0 0 0 1	0 0 0 1	0 0 0 0	0 0 0 0	1 1 0 0	0 0 0 0
Inning Stats	R: 0 E: 0 K: 1 S: 6 H: 0 LOB: 0 BB: 1 P: 13	R: 0 E: 0 K: 1 S: 13 H: 1 LOB: 1 BB: 1 P: 21	R: 0 E: 0 K: 1 S: 8 H: 0 LOB: 0 BB: 0 P: 13	R: 0 E: 0 K: 0 S: 5 H: 0 LOB: 0 BB: 0 P: 9	R: 0 E: 0 K: 0 S: 9 H: 0 LOB: 0 BB: 0 P: 11	R: 0 E: 0 K: 1 S: 8 H: 1 LOB: 1 BB: 0 P: 9	R: 0 E: 0 K: 1 S: 6 H: 1 LOB: 0 BB: 0 P: 8	R: 0 E: 0 K: 1 S: 10 H: 0 LOB: 0 BB: 0 P: 14	R: 1 E: 0 K: 0 S: 6 H: 1 LOB: 0 BB: 0 P: 9	1B: 2 2B: 2 3B: 0 HR: 0 SF: 1 SAC: 0 DP: 3 HBP: 1						

PITCHER		IP	WLS	BF	H	R	ER	SO	BB	IBB	HBP	BLK	WP	HR	S	P	ERA	WHIP
37 Stephen Strasburg, R ERA: 3.23	(1, 1)	7.0	W	23	3	0	0	5	2	0	0	0	0	0	55	84	0.00	0.714
35 Craig Stammen, R ERA: 3.22	(8, 1)	1.0	H	3	0	0	0	1	0	0	1	0	0	0	10	14	0.00	0.000
29 Rafael Soriano, R ERA: 3.25	(9, 1)	1.0	S	4	1	1	1	0	0	0	0	0	0	0	6	9	9.00	1.000

PITCHER	IP	WLS	BF	H	R	ER	SO	BB	IBB	HBP	BLK	WP	HR	S	P	ERA	WHIP

BOTTOM

Washington Nationals @ Miami Marlins

Marlins Park, Miami, FL

Sun Sep 21 2014, 1:12 PM - 3:40 PM EDT

Att. 22,806 - Roof Closed - 77 F

livebaseballscorecards.com

AB	26
R	1
H	4
RBI	1
BB	2
SO	6
LOB	7

MIAMI

WP: 0 PA: 30
PB: 0
SB: 0
CS: 0

New York Mets @ Washington Nationals

Nationals Park, Washington, DC

Tue Sep 23 2014, 7:06 PM - 10:03 PM EDT

Att. 30,714 - Partly Cloudy - 72 F

livebaseballscorecards.com

TOP

Batter	1	2	3	4	5	6	7	8	9	AB	R	H	RBI	BB	SO	LOB
6 Matthew den Dekker, L (1, 7) OBP: 0.329, SLG: 0.297	X SI 88 0-0 2B		C SI 90 B SI 91 B SI 91 X SI 91 2-1 ③ L8			C SI 88 C CH 80 B SI 91 B CU 77 X CH 81 2-2 ① G1-3	C SI 91 B CH 85 X CH 84 1-1 ③ P3			3	0	1	0	0	0	0
20 Anthony Recker, R (7, PH) OBP: 0.250, SLG: 0.394										1	0	0	0	0	0	3
52 Carlos Torres, R (7, 1)										0	0	0	0	0	0	0
66 Josh Edgin, R (8, 1)										0	0	0	0	0	0	0
16 Daisuke Matsuzaka, R (8, 1) OBP: 0.250, SLG: 0.182										0	0	0	0	0	0	0
28 Daniel Murphy, L (1, 5) OBP: 0.337, SLG: 0.407	X SI 90 0-0 ① F7			B SI 90 C CH 81 X CH 81 1-1 ① G3-1		F SI 90 F SI 91 X SI 91 0-2 ② L8		C FF 90 B CU 74 F FF 92 X FS 83 1-2 ① G4-3		4	0	0	0	0	0	1
7 Travis d'Arnaud, R (1, 2) OBP: 0.302, SLG: 0.416	C SI 91 F SL 84 B SI 92 C SI 92 1-3 ② K			X SI 91 0-0 ② G6-3		C SI 91 B CU 75 B CU 75 B SI 92 F SI 91 X SI 91 3-2 ③ G6-3		S CH 80 B FF 92 C CH 80 B FF 92 B FS 83 X CH 80 3-2 3B		4	0	1	0	0	1	1
21 Lucas Duda, L (1, 3) OBP: 0.351, SLG: 0.475	B SI 91 C SI 91 X SI 91 1-1 ③ P5			C SI 91 B CH 82 C SI 92 X SI 91 1-2 ③ F9			B CH 80 F SI 90 B CU 76 X SI 91 2-1 ① F8	C FF 93 S FF 92 X FF 92 0-2 ② L7		4	0	0	0	0	0	2
4 Wilmer Flores, R (1, 4) OBP: 0.276, SLG: 0.376		C SI 87 X SI 88 0-1 ① G6-3			C SI 89 S SL 83 F SI 91 X SI 91 0-2 9 2B 2B		B SI 90 B SI 91 X SI 90 2-0 3 2B 11 SF9 1B	F FF 92 F CH 80 S FS 84 0-3 ③ K		4	2	2	0	0	1	1
3 Curtis Granderson, L (1, 9) OBP: 0.326, SLG: 0.386 (7, 8)		C SI 88 B FF 88 S SI 88 X SI 90 1-2 ② F7			C SI 90 B SI 89 B SI 91 S SI 90 B SI 92 X SI 90 3-2 ① P6		C SI 89 X SI 89 0-1 53 BB 1-3 2B		S SI 91 B SL 81 B CH 85 B FF 92 F SI 92 C SL 81 3-3 ① K	4	0	1	0	0	1	1
9 Kirk Nieuwenhuis, L (1, 8) OBP: 0.347, SLG: 0.481 29 Eric Campbell, R (7, PH) OBP: 0.328, SLG: 0.370 (7, 7)		B SI 89 S SI 89 B SI 90 C SI 90 B SI 92 X SI 91 3-2 ③ L9			D CU 74 B CH 81 S CH 80 X SI 91 2-1 11 F9 2-H 2B		F FF 93 B FF 92 F FF 94 D SL 80 F FF 94 B SI 93 F SI 92 F FF 95 B FF 93 4-2 53 BB BB		C SI 91 C SL 81 F CH 87 F FF 92 B SL 83 F SI 93 F CH 87 F FF 93 S FF 93 1-3 ② K	2	0	1	1	0	0	0
										1	0	0	0	1	1	0
11 Rubén Tejada, R (1, 6) OBP: 0.335, SLG: 0.297			B FF 88 F SI 90 B SI 90 T SI 90 F SI 92 X SI 92 2-2 ① G5-3		S SL 84 B SI 91 C SI 90 B SL 85 X SL 84 2-2 ② F9 2-3		D SI 92 B SI 91 F SI 91 F SI 92 B FF 94 X SI 92 3-2 ② SF9 3-H		B FF 93 X SI 92 1-0 53 DI 1B	3	0	1	1	0	0	1
40 Bartolo Colon, R (1, 1) OBP: 0.033, SLG: 0.049 13 Josh Satin, R (7, PH) OBP: 0.268, SLG: 0.152 53 Bobby Abreu, L (7, PH) OBP: 0.342, SLG: 0.344 (7, 9)			C SI 90 X SI 90 0-1 ② G5-3		C SI 90 S SL 84 X SL 83 0-2 ③ P6		B SI 94 B SI 94 B SI 93 B SI 94 4-0 1-2 2-3 BB		B SL 81 C SI 92 D CH 86 F SL 80 F SL 82 F SI 93 B CH 86 X SI 92 3-2 ③ G6-3 1-2	2	0	0	0	0	0	1
										0	0	0	0	0	0	0
										1	0	0	0	1	0	1

Inning Stats																								
	R: 0	H: 1	R: 0	H: 0	R: 0	H: 0	R: 0	H: 0	R: 1	H: 2	R: 0	H: 0	R: 1	H: 2	R: 0	H: 1	R: 0	H: 1	1B: 2	SF: 1	WP: 0	PA: 36
	E: 0	LOB: 1	E: 0	LOB: 0	E: 0	LOB: 0	E: 0	LOB: 0	E: 0	LOB: 1	E: 0	LOB: 0	E: 0	LOB: 3	E: 0	LOB: 1	E: 0	LOB: 1	2B: 4	SAC: 0	PB: 0	
	K: 1	BB: 0	K: 0	BB: 0	K: 0	BB: 0	K: 0	BB: 0	K: 0	BB: 0	K: 0	BB: 0	K: 1	BB: 2	K: 0	BB: 0	K: 2	BB: 0	3B: 1	DP: 0	SB: 0	
	S: 7	P: 9	S: 8	P: 12	S: 8	P: 12	S: 6	P: 8	S: 15	P: 22	S: 9	P: 14	S: 15	P: 31	S: 12	P: 16	S: 17	P: 25	HR: 0	HBP: 0	CS: 0	

PITCHER		IP	WLS	BF	H	R	ER	SO	BB	IBB	HBP	BLK	WP	HR	S	P	ERA	WHIP
57 Tanner Roark, R ERA: 2.85	(1, 1)	6.1	W	24	5	2	2	1	0	0	0	0	0	0	58	86	2.84	0.789
48 Ross Detwiler, L ERA: 4.09	(7, 1)	0.1	H	2	0	0	0	0	1	0	0	0	0	0	8	15	0.00	3.000
30 Aaron Barrett, R ERA: 2.72	(7, 1)	0.0		1	0	0	0	0	1	0	0	0	0	0	0	4	∞	∞
13 Jerry Blevins, L ERA: 5.13	(7, 1)	0.1	H	1	0	0	0	0	0	0	0	0	0	0	2	3	0.00	0.000
36 Tyler Clippard, R ERA: 1.97	(8, 1)	1.0	H	4	1	0	0	1	0	0	0	0	0	0	12	16	0.00	1.000

PITCHER		IP	WLS	BF	H	R	ER	SO	BB	IBB	HBP	BLK	WP	HR	S	P	ERA	WHIP
22 Drew Storen, R ERA: 1.16	(9, 1)	1.0	S	4	1	0	0	2	0	0	0	0	0	0	17	25	0.00	1.000

AB	33
R	2
H	7
RBI	2
BB	2
SO	4
LOB	12

BOTTOM

Batter	1	2	3	4	5	6	7	8	9	AB	R	H	RBI	BB	SO	LOB
2 Denard Span, L (1, 8) OBP: 0.353, SLG: 0.414	B FF 89 B FF 89 X SI 87 2-0 25 WP 1B		X SI 87 0-0 ② L9		C SI 88 X SI 88 0-1 25 HR 2-H 2B		X FC 89 0-0 ② G5-3			1	0	1	0	0	0	0
18 Michael Taylor, R (3, PH) OBP: 0.300, SLG: 0.385 (4, 8)										3	1	1	1	0	0	0
3 Asdrúbal Cabrera, S (1, 4) OBP: 0.308, SLG: 0.390	1 SAFE 1 SAFE X SI 86 0-0 ① P4		X FF 90 0-0 ③ B5-3		B SI 89 C SI 88 S SI 88 B FF 89 T SI 88 2-2 ② K		B FF 92 B FF 93 B FC 89 B FF 93 4-0 BB			3	0	0	0	1	1	2
28 Jayson Werth, R (1, 9) OBP: 0.388, SLG: 0.447	C SI 87 1 SAFE C SI 86 C SI 87 0-3 ② K			B SL 82 C SI 87 S CH 81 F FF 90 B FF 89 C SI 89 2-3 ① K	B FF 89 T CH 82 B FF 89 B FF 88 B FF 88 4-1 25 HR BB		B FC 90 C FC 91 1 SAFE X FC 89 1-1 ③ L8			3	1	0	0	1	2	2
25 Adam LaRoche, L (1, 3) OBP: 0.362, SLG: 0.459	B SI 86 C SI 85 B SI 86 C SI 87 B SL 80 B SL 82 4-2 1-2 BB			B SI 88 C SI 88 C FF 88 B FF 91 X SI 89 2-2 20 BB 1B	B FF 92 X FF 91 1-0 1-H 2-H HR			B FF 91 B SI 91 X FF 91 2-0 ① P5		3	1	2	3	1	0	0
20 Ian Desmond, R (1, 6) OBP: 0.310, SLG: 0.424	S FF 90 F FF 91 B SI 90 B FF 91 D SL 83 X SL 84 3-2 ③ G1-3			B FF 87 C SI 87 B FF 86 F SL 85 B SI 88 B SI 87 4-2 1-2 BB	B SL 84 F SL 84 X SI 90 1-1 ③ G6-3			C FF 91 S CU 79 B CU 79 F FF 92 B SI 92 F CU 79 B FF 93 X FF 92 3-2 E3 34 E 34 S		3	0	0	0	1	0	2
34 Bryce Harper, L (1, 7) OBP: 0.334, SLG: 0.419		C SI 87 F FF 91 F FF 91 B SI 89 X SI 89 1-2 ① L7		B CH 82 F SI 89 X SI 89 1-1 ② F8		X SI 87 0-0 ① G3-1		1 SAFE D SL 87 1 SAFE S SL 88 B FF 91 T SL 88 B SL 86 S SL 88 3-3 ② K 1-3		4	0	0	0	0	1	3
40 Wilson Ramos, R (1, 2) OBP: 0.301, SLG: 0.406		X FF 89 0-0 ② G1-3		C FF 89 B FF 89 C SI 89 S SI 90 1-3 ③ K		X FF 86 0-0 ② G6-3		S SI 92 C FF 93 B FF 93 S SL 78 1-3 ③ K		4	0	0	0	0	2	3
19 Kevin Frandsen, R (1, 5) OBP: 0.297, SLG: 0.311		C SI 87 B FF 91 X SL 82 1-1 ③ L4			C SI 87 B SI 90 X SI 88 1-1 57 SH3-4 18 2B 1B	C SI 86 C FF 90 B SI 89 X SI 89 1-2 ③ G6-3				3	1	1	0	0	0	0
57 Tanner Roark, R (1, 1) OBP: 0.136, SLG: 0.121			B SI 85 C SI 84 B SI 88 T SI 85 X SI 86 2-2 ① G1-3		D SI 85 D CH 80 X CH 83 2-0 ① SH3-4 1-2		F FC 91 X FC 91 0-1 ① P3			1	0	0	0	0	0	0
48 Ross Detwiler, R (7, 1)										0	0	0	0	0	0	0
30 Aaron Barrett, R (7, 1)										0	0	0	0	0	0	0
13 Jerry Blevins, L (7, 1)										0	0	0	0	0	0	0
11 Ryan Zimmerman, R (7, PH) OBP: 0.348, SLG: 0.467										1	0	0	0	0	0	0
36 Tyler Clippard, R (8, 1)										0	0	0	0	0	0	0
22 Drew Storen, S (9, 1)										0	0	0	0	0	0	0
Inning Stats	R: 0 E: 0 K: 1 S: 10 H: 1 LOB: 2 BB: 1 P: 19	R: 0 E: 0 K: 0 S: 7 H: 0 LOB: 0 BB: 0 P: 9	R: 0 E: 0 K: 0 S: 5 H: 0 LOB: 0 BB: 0 P: 7	R: 0 E: 0 K: 2 S: 14 H: 1 LOB: 2 BB: 1 P: 24	R: 4 E: 0 K: 1 S: 12 H: 3 LOB: 0 BB: 1 P: 23	R: 0 E: 0 K: 0 S: 5 H: 0 LOB: 0 BB: 0 P: 6	R: 0 E: 0 K: 0 S: 5 H: 0 LOB: 1 BB: 1 P: 10	R: 0 E: 1 K: 2 S: 12 H: 0 LOB: 1 BB: 0 P: 21		1B: 3 2B: 1 3B: 0 HR: 1	SF: 0 SAC: 1 DP: 0 HBP: 0		WP: 1 PB: 0 SB: 1 CS: 0	PA: 34		

PITCHER		IP	WLS	BF	H	R	ER	SO	BB	IBB	HBP	BLK	WP	HR	S	P	ERA	WHIP
40 Bartolo Colon, R ERA: 4.08	(1, 1)	6.0	L	26	5	4	4	4	3	0	0	0	1	1	53	88	6.00	1.333
52 Carlos Torres, R ERA: 2.99	(7, 1)	1.0		4	0	0	0	0	1	0	0	0	0	0	5	10	0.00	1.000
66 Josh Edgin, L ERA: 1.32	(8, 1)	0.2		3	0	0	0	1	0	0	0	0	0	0	9	17	0.00	0.000
16 Daisuke Matsuzaka, R ERA: 3.98	(8, 1)	0.1		1	0	0	0	1	0	0	0	0	0	0	3	4	0.00	0.000

PITCHER	IP	WLS	BF	H	R	ER	SO	BB	IBB	HBP	BLK	WP	HR	S	P	ERA	WHIP

New York Mets @ Washington Nationals

Nationals Park, Washington, DC

Tue Sep 23 2014, 7:06 PM - 10:03 PM EDT

Att. 30,714 - Partly Cloudy - 72 F

livebaseballscorecards.com

AB	29
R	4
H	5
RBI	4
BB	4
SO	6
LOB	12

New York Mets @ Washington Nationals

Nationals Park, Washington, DC

Thu Sep 25 2014, 1:08 PM - 4:38 PM EDT

Att. 28,629 - Drizzle - 66 F

TOP

livebaseballscorecards.com

Batter	1	2	3	4	5	6	7	8	9	AB	R	H	RBI	BB	SO	LOB
6 Matthew den Dekker, L (1, 7) OBP: 0.337, SLG: 0.303	B SI 94 X SI 95 1-0 ① F8		B SL 84 B SI 94 F SI 95 F SI 93 B SI 94 B SI 93 4-2 4 CS BB		C SI 92 B CH 86 X SI 94 1-1 4 28 2B 1B 1B	B SL 86 B SI 89 X SI 90 2-0 ③ G3		1 SAFE C FF 90 B CH 79 1 SAFE C CH 80 D FS 83 X FF 92 2-2 1-H 4 1B 1B		4	2	2	1	1	0	0
4 Wilmer Flores, R (1, 4) OBP: 0.286, SLG: 0.382	C SI 95 X SI 96 0-1 21 1B 3 1B 1B		1 SAFE B SL 84 S SI 92 X SI 94 1-1 ① E6 21 1B 1-2		F SI 93 1 SAFE B SL 85 X SI 92 1-1 28 2B 3 1B 1-2 1B		B CH 83 C SI 90 B CH 84 C SI 90 B CU 75 B SI 91 4-2 3 1B BB	S CH 81 F FF 92 F FF 92 B FS 84 D CH 80 F CH 79 F FF 93 X CH 81 2-2 2-H 1B		4	2	3	1	1	0	1
28 Daniel Murphy, L (1, 5) OBP: 0.335, SLG: 0.407	C SI 94 F SI 94 X CH 86 0-2 ② L8		F SI 93 F SI 94 B SI 94 1 SAFE D SL 85 F SI 94 X SI 93 2-2 ② F8		F SI 92 B SI 93 F SI 91 B SL 84 X SI 92 2-2 3 1B 1-3 2-H 2B		B CH 73 C SI 91 C SI 91 F SI 92 S CU 74 0-3 ① K	X SI 91 0-0 ③ F9		5	1	1	1	0	1	4
21 Lucas Duda, L (1, 3) OBP: 0.352, SLG: 0.474	1 SAFE B SI 94 X SI 95 1-0 3 1B 1-3 1B		B SI 94 B SI 93 X SI 93 2-0 1-2 1B		B CU 82 D CU 82 B FF 90 F FF 90 X FF 91 3-1 ② P6		B CU 73 B CU 73 S SI 91 C SI 91 S CU 73 2-3 ② K		B SI 92 B FF 92 B SI 92 C SI 92 S SI 92 S SI 92 3-3 ① K	5	0	2	0	0	2	3
3 Curtis Granderson, L (1, 9) OBP: 0.330, SLG: 0.389	B SI 94 X SI 94 1-0 1-2 3-H 1B		C CH 85 F SI 94 B SL 85 S SL 85 1-3 ③ K		B CU 84 D FF 91 C FF 90 X FF 90 2-1 9 1B 2-H 3-H 1B		D CU 73 B SI 91 1 SAFE B SI 90 X SI 91 3-0 1-2 1B		B FC 86 C SI 93 F SI 92 B FS 83 B FS 83 B SI 91 4-2 9 2B 11 1B BB	4	1	3	3	1	1	2
9 Kirk Nieuwenhuis, L (1, 8) OBP: 0.349, SLG: 0.486	C SL 85 B SI 95 B SI 94 S SI 95 X SL 85 2-2 ③ G1-3			X CH 85 0-0 ① G3 C SI 94 F SL 86 X SI 94 0-2 ② G6-3	C FF 90 X CU 81 0-1 1-2 1B X FF 90 0-0 ③ G1-3		C SI 90 C SI 91 S SI 91 0-3 ③ K		B SI 92 B SI 92 1 SAFE B SI 90 X FF 91 3-0 11 1B 1-3 2B	5	0	2	0	0	1	4
11 Rubén Tejada, R (1, 6) OBP: 0.338, SLG: 0.299		B SI 93 X SI 94 1-0 36 G4-6-3 1B						C FF 91 B CU 74 F CH 79 B FS 82 B FF 92 F FF 92 H CH 79 4-2 36 FC5-6 HBP	D FC 86 X SI 93 1-0 20 BB 2-3 3-H 1B	4	0	2	1	0	0	2
36 Juan Centeno, L (1, 2) OBP: 0.276, SLG: 0.222 22 Eric Young Jr., S (8, PR) OBP: 0.305, SLG: 0.311 20 Anthony Recker, R (8, 2) OBP: 0.254, SLG: 0.394		B SI 93 X SI 94 1-0 ①② G4-6-3 1-2f		C CH 85 C CH 86 X SI 95 0-2 ③ G6-3		C SI 89 B SL 87 S CU 72 B SI 91 S CU 72 2-3 ① K		X FF 92 0-0 ① FC5-6 6 S 6 1B 1-2f	F FF 92 B FC 87 B SI 93 F SI 92 B FF 94 F SI 93 B FF 92 4-2 29 G6-4-3 1-2 BB	4 0 0	0 1 0	0 0 0	0 0 0	0 0 1	1 0 0	2 0 0
35 Dillon Gee, R (1, 1) OBP: 0.075, SLG: 0.026 13 Josh Satin, R (6, PH) OBP: 0.262, SLG: 0.147 44 Buddy Carlyle, L (6, 1) OBP: 1.000, SLG: 1.000 52 Carlos Torres, R (7, 1) 53 Bobby Abreu, L (8, PH) OBP: 0.340, SLG: 0.341 27 Jeurys Familia, R (8, 1) OBP: 0.667, SLG: 0.667 29 Eric Campbell, R (9, PH) OBP: 0.327, SLG: 0.368 58 Jenrry Mejia, R (9, 1)		C SI 94 B SI 94 X SI 94 1-1 ③ G6-3			X SI 91 0-0 ① G6-3	B SI 90 C CH 84 C SI 91 B CU 75 F SI 90 B SI 90 S SI 90 3-3 ② K		B FF 91 C CH 80 B FF 91 X CH 79 2-1 ② F8	C FF 94 X SI 94 0-1 ②③ G6-4-3 1-2f	2 1 0 0 1 0 0 1 0	0 0 0 0 0 0 0 0 0	0 0 0 0 0 0 0 0 0	0 0 0 0 0 0 0 0 0	0 1 0 0 0 0 0 0 0	0 0 0 0 1 0 0 0 0	0 0 0 0 0 1 0 0 0
Inning Stats	R: 1 E: 0 K: 0 S: 11 H: 3 LOB: 2 BB: 0 P: 16	R: 0 E: 0 K: 0 S: 4 H: 1 LOB: 0 BB: 0 P: 7	R: 0 E: 1 K: 1 S: 12 H: 1 LOB: 2 BB: 1 P: 22	R: 0 E: 0 K: 0 S: 7 H: 0 LOB: 0 BB: 0 P: 7	R: 3 E: 0 K: 0 S: 15 H: 5 LOB: 2 BB: 0 P: 24	R: 0 E: 0 K: 2 S: 8 H: 0 LOB: 0 BB: 0 P: 15	R: 0 E: 0 K: 3 S: 14 H: 1 LOB: 2 BB: 1 P: 23	R: 2 E: 0 K: 0 S: 16 H: 2 LOB: 1 BB: 0 P: 26	R: 1 E: 0 K: 1 S: 12 H: 2 LOB: 2 BB: 2 P: 27	1B: 13 2B: 2 3B: 0 HR: 0 SF: 0 SAC: 0 DP: 2 HBP: 1						

	AB	40
	R	7
	H	15
	RBI	7
	BB	4
	SO	7
	LOB	22

WP: 0 PB: 0 SB: 1 CS: 1 PA: 45

PITCHER		IP	WLS	BF	H	R	ER	SO	BB	IBB	HBP	BLK	WP	HR	S	P	ERA	WHIP
64 Blake Treinen, R ERA: 2.49	(1, 1)	4.1		21	8	4	4	1	1	0	0	0	0	0	42	64	8.31	2.077
31 Xavier Cedeño, L ERA: 1.29	(5, 1)	0.2		4	2	0	0	0	0	0	0	0	0	0	7	12	0.00	3.000
13 Jerry Blevins, L ERA: 4.95	(6, 1)	2.0		8	1	0	0	5	1	0	0	0	0	0	22	38	0.00	1.000
36 Tyler Clippard, R ERA: 2.21	(8, 1)	0.2	L	5	2	2	2	0	0	0	1	0	0	0	15	25	27.00	3.000
52 Ryan Mattheus, R ERA: 1.17	(8, 1)	1.1		7	2	1	1	1	2	0	0	0	0	0	13	28	6.75	3.000

PITCHER	IP	WLS	BF	H	R	ER	SO	BB	IBB	HBP	BLK	WP	HR	S	P	ERA	WHIP

Batter	1	2	3	4	5	6	7	8	9	AB	R	H	RBI	BB	SO	LOB
18 Michael Taylor, R (1, 8) OBP: 0.286, SLG: 0.355	C FF 86 B SI 88 S KC 74 S KC 75 1-3 ① K		C SI 90 B CH 84 S KC 75 X SI 90 1-2 ② F8		C KC 75 X SL 80 0-1 34 CS 1-H 2-H 1B		B CU 79 B FF 91 X FC 90 2-0 ② G6-3		C SL 84 F FF 93 S SL 87 0-3 ② K	5	0	1	2	0	2	3
34 Bryce Harper, L (1, 9) OBP: 0.335, SLG: 0.417 (8, 7)	B FF 89 S SI 90 F CH 84 X CH 84 1-2 ② G1-3		D CH 84 B SI 91 F CH 84 C KC 76 D CH 85 X FF 93 3-2 ③ P6		1 SAFE B SI 90 X CH 84 1-0 ① 1-2 1B		C CU 79 B FC 91 B FF 92 S FC 90 F FF 92 B CU 84 B FF 93 4-2 BB		D CU 81 F FF 93 S SL 85 X SL 86 1-2 ③ F8	4	0	1	0	1	0	3
11 Ryan Zimmerman, R (1, 7) OBP: 0.346, SLG: 0.463 36 Tyler Clippard, R (8, 1) 52 Ryan Mattheus, R (8, 1)	C SI 90 B SL 83 B SI 90 X CH 85 2-1 ③ G5-3			B SL 84 B CH 83 F SI 91 X SI 91 2-1 25 1B 20 SF8 1B	C KC 75 X SI 89 0-1 ② P4		**B FF 92** **1 SAFE** **F FC 91** **1 SAFE** **S FF 90** 1 SAFE F FC 90 B FF 95 F FF 93 2-2 ③ G4-3			4 0 0	1 0 0	1 0 0	0 0 0	0 0 0	0 0 0	2 0 0
25 Adam LaRoche, L (1, 3) OBP: 0.361, SLG: 0.458		F FF 88 B FF 88 B SI 89 B SI 90 X FF 90 3-1 ① F8		X KC 75 0-0 1-3 20 SF8 1B	X FF 89 0-0 ③ F9			B SI 94 C SL 88 B FF 96 C SL 87 F SI 98 S FF 97 2-3 ① K		4	0	1	0	0	1	1
20 Ian Desmond, R (1, 6) OBP: 0.311, SLG: 0.425		B KC 74 S KC 75 X FF 89 1-1 1B		C SL 82 X KC 75 0-1 ① ② SF8 1-2 3-H		B SI 90 B SI 89 B SI 89 B SL 87 4-0 59 S BB		B SL 88 C SI 97 S SL 88 F SI 97 B SL 88 S SL 87 2-3 ② K		2	0	1	1	1	1	0
19 Kevin Frandsen, R (1, 5) OBP: 0.292, SLG: 0.305		X SI 90 0-0 ② F9		B FF 91 S CH 84 B SI 91 C SL 84 X FF 92 2-2 ③ G6-3		C FF 90 C FF 92 S SL 82 0-3 ① K		F FF 96 B SI 96 B SI 96 C SL 87 F SL 88 S SL 88 2-3 ③ K		4	0	0	0	0	2	2
59 Jose Lobaton, S (1, 2) OBP: 0.292, SLG: 0.310		1 SAFE B SI 89 B CH 82 F SI 90 1 SAFE C SI 90 F CH 84 F FF 92 S SL 82 2-3 ③ K		B SI 87 F SI 88 X SI 89 1-1 8 1B 17 1B 1B		F SI 90 B SI 91 B SL 85 C SL 87 X FF 92 2-2 ② F8 1-2			C FF 94 B CH 88 F CU 79 X FF 95 1-2 21 BB 1B	4	1	2	0	0	1	2
8 Danny Espinosa, S (1, 4) OBP: 0.285, SLG: 0.358			C CH 83 F FF 88 B FF 90 X KC 74 1-2 64 FC1-6 1B		S FF 89 B FF 90 X CH 82 1-1 18 BLK 17 1B 18 1B 1-2 1B		S SL 88 F SI 92 B FF 93 B SL 86 C FF 92 2-3 ③ K		B CU 81 C CH 87 F FF 95 C SL 86 1-3 ① K	4	1	2	0	0	2	2
64 Blake Treinen, R (1, 1) OBP: 0.154, SLG: 0.083 31 Xavier Cedeño, L (5, 1) 17 Nate Schierholtz, L (5, PH) OBP: 0.239, SLG: 0.305 13 Jerry Blevins, L (6, 1) 21 Steven Souza Jr., R (7, PH) OBP: 0.190, SLG: 0.263 (8, 9)			B X FF 88 1-0 ① FC1-6 1-2f		F SL 82 F SL 82 X SL 82 0-2 18 BLK 18 1B 1-2 2-H 1B		S FF 93 B FF 94 S FF 92 B CU 82 B FF 94 S FC 92 3-3 ① K		C SL 85 B SL 87 C SL 84 B SL 86 B FF 92 B FF 93 4-2 1-2 BB	1 0 1 0 0 1	0 0 1 0 0 0	0 0 1 0 0 1	0 0 0 0 0 0	0 0 0 0 0 1	0 0 0 0 0 1	1 0 0 0 0 0
Inning Stats	R: 0 E: 0 K: 1 S: 8 H: 0 LOB: 0 BB: 0 P: 12	R: 0 E: 0 K: 1 S: 10 H: 1 LOB: 1 BB: 0 P: 16	R: 0 E: 0 K: 0 S: 10 H: 1 LOB: 1 BB: 0 P: 16	R: 1 E: 0 K: 0 S: 8 H: 2 LOB: 0 BB: 0 P: 12	R: 3 E: 0 K: 0 S: 13 H: 5 LOB: 1 BB: 0 P: 16	R: 0 E: 0 K: 2 S: 9 H: 0 LOB: 1 BB: 1 P: 17	R: 0 E: 0 K: 1 S: 12 H: 0 LOB: 1 BB: 1 P: 23	R: 0 E: 0 K: 3 S: 12 H: 0 LOB: 0 BB: 0 P: 18	R: 0 E: 0 K: 2 S: 14 H: 1 LOB: 2 BB: 1 P: 21	1B: 10 2B: 0 3B: 0 HR: 0 SF: 1 SAC: 0 DP: 0 HBP: 0						WP: 0 PB: 0 SB: 1 CS: 1 PA: 38	

PITCHER		IP	WLS	BF	H	R	ER	SO	BB	IBB	HBP	BLK	WP	HR	S	P	ERA	WHIP
35 Dillon Gee, R ERA: 4.0	(1, 1)	5.0		22	9	4	4	2	0	0	0	1	0	0	49	72	7.20	1.800
44 Buddy Carlyle, R ERA: 1.53	(6, 1)	1.0		4	0	0	0	2	1	0	0	0	0	0	9	17	0.00	1.000
52 Carlos Torres, R ERA: 2.96	(7, 1)	1.0	W	4	0	0	0	1	1	0	0	0	0	0	12	23	0.00	1.000
27 Jeurys Familia, R ERA: 2.27	(8, 1)	1.0	H	3	0	0	0	3	0	0	0	0	0	0	12	18	0.00	0.000
58 Jenrry Mejia, R ERA: 3.73	(9, 1)	1.0	S	5	1	0	0	2	1	0	0	0	0	0	14	21	0.00	2.000

PITCHER	IP	WLS	BF	H	R	ER	SO	BB	IBB	HBP	BLK	WP	HR	S	P	ERA	WHIP

BOTTOM

New York Mets @ Washington Nationals

Nationals Park, Washington, DC

Thu Sep 25 2014, 1:08 PM - 4:38 PM EDT

Att. 28,629 - Drizzle - 66 F

livebaseballscorecards.com

AB	34
R	4
H	10
RBI	4
BB	3
SO	10
LOB	16

New York Mets @ Washington Nationals

Nationals Park, Washington, DC

Thu Sep 25 2014, 7:09 PM - 10:07 PM EDT

Att. 26,439 - Cloudy - 69 F

livebaseballscorecards.com

TOP

Batter	1	2	3	4	5	6	7	8	9	AB	R	H	RBI	BB	SO	LOB
22 Eric Young Jr., S (1, 7) OBP: 0.301, SLG: 0.306	C FF 92 F FF 92 F FF 93 F FF 92 S CU 80 0-3 ① K			B CH 81 C FF 92 X FF 92 1-1 ① F7		F CH 84 X FF 90 0-1 ③ L9		C FF 95 X SI 96 0-1 ③ G1-3		4	0	0	0	0	1	3
28 Daniel Murphy, L (1, 5) OBP: 0.335, SLG: 0.406	X SI 92 0-0 29 G5-4-3 1B			C FF 93 C FF 93 B CH 82 T FF 93 1-2 ② K			B SI 91 X FF 92 1-0 ① G6-3		B SI 92 B SI 91 C FF 91 S CH 86 F SL 82 S SL 82 2-3 ① K	4	0	1	0	0	2	0
29 Eric Campbell, R (1, 9) OBP: 0.327, SLG: 0.364 9 Kirk Nieuwenhuis, L (9, PH) OBP: 0.346, SLG: 0.482	F FF 92 T FF 92 B CU 78 F CU 77 X CH 82 1-2 ②③ G5-4-3 1-2f			F FF 94 B FF 93 C CU 78 B FF 93 B CH 85 F CH 84 X SI 92 3-2 ③ F7			B FF 93 B CH 83 B FF 93 C FF 90 B SI 92 4-1 BB		X SI 92 0-0 ② G6-3	2 1	0 0	0 0	0 0	1 0	0 0	1 0
21 Lucas Duda, L (1, 3) OBP: 0.349, SLG: 0.470		C SI 90 B FF 93 C CU 78 S SI 92 1-3 ① K			C FF 91 C CU 75 C CH 83 0-3 ① K		B CU 75 T FF 92 C FF 92 S CU 78 1-3 ② K		S SI 92 C SL 81 B CH 86 B CH 87 F SL 82 S SL 82 2-3 ③ K	4	0	0	0	0	4	1
4 Wilmer Flores, R (1, 4) OBP: 0.282, SLG: 0.378		C SI 94 S CH 84 F CH 82 B CU 79 F SI 94 B CH 86 T CU 80 2-2 ② K			C SI 92 F CH 83 B CH 82 X CU 78 1-2 ② L9		B SI 92 F SI 92 F CH 84 X FF 92 1-2 ③ L6			3	0	0	0	0	1	1
3 Curtis Granderson, L (1, 8) OBP: 0.330, SLG: 0.389		F FF 94 B FF 94 C FF 92 F CU 79 F FF 93 B CU 78 C FF 94 2-3 ③ K			C FF 93 B FF 93 B CU 79 X FF 92 2-1 ③ G4-3			B FF 96 X FF 95 1-0 11 1B 1B		3	0	1	0	0	1	0
20 Anthony Recker, R (1, 2) OBP: 0.250, SLG: 0.387			B CU 77 C CH 82 B FF 92 F SI 93 S FF 93 2-3 ① K			S CH 81 B FF 91 B SI 92 F FF 93 S FF 92 2-3 ① K		B SI 96 C SI 96 X FF 96 1-1 ① L4		3	0	0	0	0	2	1
11 Rubén Tejada, R (1, 6) OBP: 0.341, SLG: 0.301			B FF 92 S CH 84 S FF 93 F CU 80 F FF 92 B CH 85 S CH 84 2-3 ② K			C FF 93 B FF 93 B CU 79 B SI 93 F FF 93 F FF 93 B SI 94 4-2 13 WP BB		S SI 96 F FF 96 D FC 90 B FF 96 X SI 96 2-2 1-2 1B		2	0	1	0	1	1	0
45 Zack Wheeler, L (1, 1) OBP: 0.098, SLG: 0.100 13 Josh Satin, R (6, PH) OBP: 0.256, SLG: 0.143 16 Daisuke Matsuzaka, R (6, 1) OBP: 0.250, SLG: 0.182 53 Bobby Abreu, L (8, PH) OBP: 0.338, SLG: 0.338 71 Gonzalez Germen, R (8, 1)			B FF 93 T FF 93 F FF 94 S CU 78 1-3 ③ K			B CH 83 F SI 92 F FF 93 S CU 79 1-3 ② K 1-2		D FF 96 F FF 96 C FF 96 B SL 84 X FF 96 2-2 ② F7		1 1 0 1 0	0 0 0 0 0	0 0 0 0 0	0 0 0 0 0	0 1 0 0 0	1 1 0 0 2	0 1 0 2 0
Inning Stats	R: 0 E: 0 K: 1 S: 10 H: 1 LOB: 0 BB: 0 P: 11	R: 0 E: 0 K: 3 S: 13 H: 0 LOB: 0 BB: 0 P: 18	R: 0 E: 0 K: 3 S: 11 H: 0 LOB: 0 BB: 0 P: 16	R: 0 E: 0 K: 1 S: 9 H: 0 LOB: 0 BB: 0 P: 14	R: 0 E: 0 K: 1 S: 8 H: 0 LOB: 0 BB: 0 P: 11	R: 0 E: 0 K: 2 S: 11 H: 0 LOB: 1 BB: 1 P: 18	R: 0 E: 0 K: 1 S: 8 H: 0 LOB: 1 BB: 1 P: 15	R: 0 E: 0 K: 0 S: 11 H: 2 LOB: 2 BB: 0 P: 17	R: 0 E: 0 K: 2 S: 9 H: 0 LOB: 0 BB: 0 P: 13	1B: 3 2B: 0 3B: 0 HR: 0	SF: 0 SAC: 0 DP: 1 HBP: 0			WP: 1 PB: 0 SB: 0 CS: 0	PA: 31		

	AB	29
	R	0
	H	3
	RBI	0
	BB	2
	SO	14
	LOB	10

PITCHER		IP	WLS	BF	H	R	ER	SO	BB	IBB	HBP	BLK	WP	HR	S	P	ERA	WHIP
47 Gio González, L ERA: 3.57	(1, 1)	7.0	W	23	1	0	0	12	2	0	0	0	1	0	70	103	0.00	0.429
46 Matt Thornton, L ERA: 1.75	(8, 1)	1.0	H	5	2	0	0	0	0	0	0	0	0	0	11	17	0.00	2.000
22 Drew Storen, R ERA: 1.14	(9, 1)	1.0	S	3	0	0	0	2	0	0	0	0	0	0	9	13	0.00	0.000

PITCHER		IP	WLS	BF	H	R	ER	SO	BB	IBB	HBP	BLK	WP	HR	S	P	ERA	WHIP

Batter	1	2	3	4	5	6	7	8	9	AB	R	H	RBI	BB	SO	LOB
6 Anthony Rendon, R (1, 5) OBP: 0.350, SLG: 0.472	B FF 97 B FF 97 C FF 98 F FF 97 S CU 81 2-3 K ①		B CU 82 B CU 80 X FC 90 2-0 1B	C FF 93 F CU 79 H SI 94 1-2 1-2 2-3 3-H HBP			X FF 91 0-0 28 BB 3 S 1B			3	0	2	1	0	1	0
3 Asdrúbal Cabrera, S (1, 4) OBP: 0.306, SLG: 0.387	S FF 96 X FF 98 0-1 E6 28 S		B FF 96 F FF 96 F CU 80 1 SAFE F SI 96 B FC 90 X FF 96 2-2 ③ G4-3	B FF 93 X FF 92 1-0 ③ P5			S FC 88 B FF 90 B FF 90 F SI 92 F FF 92 S SL 82 2-3 ① K 1-2			4	0	0	0	0	1	5
28 Jayson Werth, R (1, 9) OBP: 0.390, SLG: 0.447	C FF 97 B SI 96 B CU 82 B SI 96 C SI 97 S CU 81 3-3 ② K 1-2			C CU 80 X FF 96 0-1 17 BB 40 1B 12 FC4-6 1B	C CH 90 B SI 92 C FF 92 F FF 95 B SI 95 B CU 78 B FF 94 4-2 17 G3-1 40 G6-3 BB		B FF 93 B CU 76 B FF 92 C FF 93 2 SAFE B SL 81 4-1 ② 2-3 BB			2	1	1	0	2	1	1
40 Wilson Ramos, R (1, 2) OBP: 0.301, SLG: 0.404	B FF 97 F FF 97 B FF 95 X CU 80 2-1 ③ G5-3			X SI 95 0-0 12 FC4-6 17 BB 7 PB 1-2 1B	B FC 89 S FC 88 F FF 93 B SI 94 X CU 79 2-2 ① G6-3 1-2		F CU 77 F SI 92 D SL 83 1 SAFE X FF 93 1-2 ③ P3			4	1	1	0	0	0	3
17 Nate Schierholtz, L (1, 8) (8, 7) OBP: 0.242, SLG: 0.309		C FF 96 B FF 97 B SI 96 S CH 90 F FC 93 X FF 97 2-2 ① F9		B CU 80 D CH 88 F SI 96 D CH 89 F SI 95 B FF 97 4-2 12 FC4-6 1-2 2-3 BB	X SI 92 0-0 ② G3-1 2-3			X FF 94 0-0 8 FC3-6 2B		3	0	1	0	1	0	1
12 Tyler Moore, R (1, 3) OBP: 0.290, SLG: 0.345		B FF 97 C CU 82 F FF 96 B CU 81 X FF 97 2-2 ② G5-3		B CU 82 F FF 96 B FF 96 X SI 96 2-1 ① FC4-6 8 1B 7 PB 6 HBP 1-2f 2-3 3-H	B CU 78 C SI 93 B FC 88 F SI 93 S CU 78 2-3 ③ K			H FF 92 1-0 8 FC3-6 HBP		3	1	0	1	0	1	3
7 Scott Hairston, R (1, 7) OBP: 0.247, SLG: 0.293 18 Michael Taylor, R (8, 8) OBP: 0.278, SLG: 0.344		B FF 97 B CU 82 C FF 97 F FC 92 B SI 96 S FC 90 3-3 ③ K		B FC 91 B FC 89 B FF 96 B FF 96 4-0 6 HBP 8 1B 1-2 3-H BB			C FF 91 B CU 75 X CU 76 1-1 ① P4	B SL 84 L FF 92 B FF 94 L FF 93 L SL 86 2-3 ① K		2 1	0 0	0 0	0 0	1 0	1 1	0 2
8 Danny Espinosa, S (1, 6) OBP: 0.285, SLG: 0.357			F SI 96 B FF 96 C SI 97 S FC 92 1-3 ① K	C FF 96 B FF 94 F FF 95 B FC 90 F FC 91 F CU 80 F SI 94 B CU 80 F CU 80 3-2 X FF 86 6 HBP 1-2 2-3 1B			X SI 92 0-0 ② F7	B FF 94 F CH 85 D FF 95 S CH 86 X CH 87 2-2 ② FC3-6 1-2f 2-3		4	0	1	0	0	1	2
47 Gio González, R (1, 1) OBP: 0.087, SLG: 0.174 46 Matt Thornton, L (8, 1) 11 Ryan Zimmerman, R (8, PH) OBP: 0.345, SLG: 0.461 22 Drew Storen, S (9, 1)			B FF 98 C FF 97 S CU 81 B FF 98 S CU 81 2-3 ② K	B FF 96 C SI 95 S SI 96 B FF 95 S FC 89 2-3 ② K			B FF 92 S FF 92 S CU 78 C SL 81 1-3 ③ K	B FF 94 B SL 87 S CH 85 S FF 95 B FF 94 X FF 95 3-2 ③ L3		3 0 1	0 0 0	0 0 0	0 0 0	3 0 0	3 0 2	3 0 0
Inning Stats	R: 0 E: 1 K: 2 S: 10 H: 0 LOB: 1 BB: 0 P: 17	R: 0 E: 0 K: 1 S: 10 H: 0 LOB: 0 BB: 0 P: 17	R: 0 E: 0 K: 2 S: 11 H: 1 LOB: 1 BB: 0 P: 18	R: 3 E: 0 K: 1 S: 20 H: 3 LOB: 3 BB: 2 P: 37	R: 0 E: 0 K: 1 S: 10 H: 0 LOB: 1 BB: 1 P: 18	R: 0 E: 0 K: 1 S: 6 H: 0 LOB: 0 BB: 0 P: 8	R: 0 E: 0 K: 1 S: 9 H: 1 LOB: 1 BB: 1 P: 16	R: 0 E: 0 K: 1 S: 10 H: 1 LOB: 2 BB: 0 P: 18		1B: 5 2B: 1 3B: 0 HR: 0	SF: 0 SAC: 0 DP: 0 HBP: 2		WP: 0 PB: 1 SB: 2 CS: 0	PA: 36		

PITCHER		IP	WLS	BF	H	R	ER	SO	BB	IBB	HBP	BLK	WP	HR	S	P	ERA	WHIP
45 Zack Wheeler, R ERA: 3.54	(1, 1)	5.0	L	24	4	3	3	7	3	0	1	0	0	0	61	107	5.40	1.400
16 Daisuke Matsuzaka, R ERA: 3.89	(6, 1)	2.0		7	1	0	0	2	1	0	0	0	0	0	15	24	0.00	1.000
71 Gonzalez Germen, R ERA: 4.75	(8, 1)	1.0		5	1	0	0	1	0	0	1	0	0	0	10	18	0.00	1.000

PITCHER	IP	WLS	BF	H	R	ER	SO	BB	IBB	HBP	BLK	WP	HR	S	P	ERA	WHIP

BOTTOM

New York Mets @ Washington Nationals

Nationals Park, Washington, DC

Thu Sep 25 2014, 7:09 PM - 10:07 PM EDT

Att. 26,439 - Cloudy - 69 F

livebaseballscorecards.com

AB	30
R	3
H	6
RBI	2
BB	4
SO	10
LOB	22

Batter	1	2	3	4	5	6	7	8	9	AB	R	H	RBI	BB	SO	LOB
21 Christian Yelich, L (1, 7) OBP: 0.365, SLG: 0.409	C FF 86 C SI 87 S FF 87 0-3 ① K		C SI 88 B FF 86 B SI 88 B SI 89 X SI 88 3-1 ③ F8			C CH 80 B FC 83 B SI 88 B SI 88 X SI 89 3-1 ③ G3-1			B SI 88 S SI 89 C SI 89 F SI 89 B SI 90 S CU 74 2-3 ② K	4	0	0	0	0	2	0
17 Donovan Solano, R (1, 4) OBP: 0.306, SLG: 0.330	X SI 88 0-0 1B			C SI 86 X CH 78 0-1 46 G6-3 1B			C FF 87 B CU 74 B SI 87 X SI 88 2-1 ① G4-3		B CU 72 B FF 88 X SI 88 2-0 3B	4	0	3	0	0	0	0
9 Casey McGehee, R (1, 5) OBP: 0.355, SLG: 0.359	X SI 86 0-0 ② F9			1 SAFE C SI 86 X SI 87 0-1 ① P4			C SI 88 C SI 88 S CU 72 0-3 ② K		C FF 88 C CU 73 X SI 89 0-2 ③ L4	4	0	0	0	0	1	3
46 Garrett Jones, L (1, 9) OBP: 0.309, SLG: 0.411	C SI 87 S FF 87 B SI 88 X FF 87 1-2 ③ F9			B FF 88 S SI 88 F SI 89 1 SAFE X SI 89 1-2 ②③ G6-3 1-2f			F SI 87 F SI 90 X SI 90 0-2 ③ G3			3	0	0	0	0	0	2
39 Jarrod Saltalamacchia, S (1, 2) OBP: 0.321, SLG: 0.364		C SI 84 S FF 85 B SI 86 T SI 87 1-2 ① K			B SI 88 C CU 71 F SI 89 S CU 72 1-3 ① K			C FF 86 B FC 85 B FC 85 F SI 88 H FF 88 3-2 HBP		2	0	0	0	0	2	0
48 Justin Bour, L (1, 3) OBP: 0.338, SLG: 0.344		C SI 86 X FC 83 0-1 ② G4-3			S SI 87 F SI 88 S CU 72 0-3 ② K			F SI 87 F SI 88 S CU 72 0-3 ① K		3	0	0	0	0	2	1
12 Enrique Hernández, R (1, 8) OBP: 0.328, SLG: 0.409		C FF 87 B SI 88 B FC 83 X SI 88 2-1 ③ G6-3			C SI 88 C FC 82 X SI 89 0-2 ③ G4-3			F SI 89 F FF 90 F SI 89 F CH 73 X SI 89 0-2 ② L8		3	0	0	0	0	0	1
3 Adeiny Hechavarría, R (1, 6) OBP: 0.305, SLG: 0.354			C SI 86 F FC 84 S SI 87 0-3 ① K			F FF 86 F FF 87 F SI 87 F CU 71 X SI 88 0-2 ① G6-3		C SI 89 B SI 89 B FF 90 F FF 88 B CU 74 X CU 73 3-2 ③ F9		3	0	0	0	0	1	1
23 Jarred Cosart, R (1, 1) OBP: 0.190, SLG: 0.190 59 Ed Lucas, R (6, PH) OBP: 0.285, SLG: 0.298 36 Sam Dyson, R (6, 1) 43 Dan Jennings, L (7, 1) 1 Jordany Valdespin, L (9, PH) OBP: 0.282, SLG: 0.351			B SI 86 B SI 87 C FF 86 F SI 88 B SI 88 S SI 88 3-3 ② K			X SI 88 0-0 ② G6-3			X SI 88 0-0 ① B1-3	1 1 0 0 1	0 0 0 0 0	0 0 0 0 0	0 0 0 0 0	0 0 0 0 0	1 0 0 0 0	0 0 0 0 0
Inning Stats	R: 0 E: 0 K: 1 S: 8 H: 1 LOB: 1 BB: 0 P: 9	R: 0 E: 0 K: 1 S: 7 H: 0 LOB: 0 BB: 0 P: 10	R: 0 E: 0 K: 2 S: 8 H: 0 LOB: 0 BB: 0 P: 14	R: 0 E: 0 K: 0 S: 7 H: 1 LOB: 0 BB: 0 P: 8	R: 0 E: 0 K: 2 S: 9 H: 0 LOB: 0 BB: 0 P: 10	R: 0 E: 0 K: 0 S: 8 H: 0 LOB: 0 BB: 0 P: 11	R: 0 E: 0 K: 1 S: 8 H: 0 LOB: 0 BB: 0 P: 10	R: 0 E: 0 K: 1 S: 13 H: 0 LOB: 1 BB: 0 P: 19	R: 0 E: 0 K: 1 S: 9 H: 1 LOB: 1 BB: 0 P: 13	1B: 2 2B: 0 3B: 1 HR: 0	SF: 0 SAC: 0 DP: 1 HBP: 1					

PITCHER	IP	WLS	BF	H	R	ER	SO	BB	IBB	HBP	BLK	WP	HR	S	P	ERA	WHIP
58 Doug Fister, R (1, 1) ERA: 2.41	9.0	W	30	3	0	0	9	0	0	1	0	0	0	77	104	0.00	0.333

PITCHER	IP	WLS	BF	H	R	ER	SO	BB	IBB	HBP	BLK	WP	HR	S	P	ERA	WHIP

TOP

Miami Marlins @ Washington Nationals

Nationals Park, Washington, DC

Fri Sep 26 2014, 1:07 PM - 3:38 PM EDT

Att. 27,920 - Partly Cloudy - 71 F

livebaseballscorecards.com

AB	29
R	0
H	3
RBI	0
BB	0
SO	9
LOB	8

MIAMI

WP: 0 PA: 30
PB: 0
SB: 0
CS: 0

BOTTOM

Miami Marlins @ Washington Nationals

Nationals Park, Washington, DC

Fri Sep 26 2014, 1:07 PM - 3:38 PM EDT

Att. 27,920 - Partly Cloudy - 71 F

livebaseballscorecards.com

Batter	1	2	3	4	5	6	7	8	9	AB	R	H	RBI	BB	SO	LOB
2 Denard Span, L (1, 8) OBP: 0.353, SLG: 0.413	C FF 93 X FF 95 0-1 ① G4-3	B FF 93 B FF 94 F FC 93 B FF 94 B FC 94 4-1 6 BB BB		B SI 94 C FF 93 B FF 92 X FF 94 2-1 ② L7		X SI 98 0-0 6 G6-4-3 2-3 1B	B FF 93 C FF 92 B FF 94 F FF 93 X FF 94 2-2 ③ G1-3			4	0	1	0	1	0	3
6 Anthony Rendon, R (1, 5) OBP: 0.350, SLG: 0.475	C FF 94 B FF 94 B FF 94 X FF 93 2-1 HR	1 SAFE B FF 93 1 SAFE B FC 93 B FF 93 C FC 93 B FF 93 4-1 11 FC4-6 1-2 BB		B FF 93 C FF 93 C KC 79 X FF 93 1-2 ③ G4-3		B SI 98 X SI 98 1-0 ①② G6-4-3 1-2f		C FF 93 F FF 93 S SL 84 0-3 ① K		4	1	1	1	1	1	2
11 Ryan Zimmerman, R (1, 7) OBP: 0.346, SLG: 0.457 17 Nate Schierholtz, L (9, 7) OBP: 0.242, SLG: 0.309	C FF 94 B FF 95 B KC 79 F KC 79 X FF 94 2-2 ② G6-3	C FF 94 X FF 94 0-1 ③ FC4-6 1-2f			B KC 77 B KC 78 C FF 92 B FF 93 B FF 92 4-1 34 G3 20 BB 3 1B BB	C SI 100 X CU 85 0-1 3-H 1B		C FF 93 B SL 85 S SL 86 B FF 93 B SL 87 X FF 92 3-2 ② G3		4 0	1 0	1 0	1 0	1 0	0 0	2 0
25 Adam LaRoche, L (1, 3) OBP: 0.363, SLG: 0.458	C FF 94 B CH 82 C CH 81 X FF 94 1-2 20 2B 34 PB 1B		B FF 93 B FF 92 F FF 93 B FF 94 B FC 93 4-1 20 G6-4-3 BB		C FF 93 B KC 78 B KC 79 X FF 92 2-1 ① F8	F FF 99 B FF 98 F FF 98 B CU 86 F FF 99 B CU 86 F SI 98 F CU 84 X SI 98 3-2 ③ G6-3		X FF 92 0-0 1B		4	1	2	0	1	0	2
20 Ian Desmond, R (1, 6) OBP: 0.312, SLG: 0.425	X FF 93 0-0 34 PB 1-3 2B		X FF 93 0-0 ①② G6-4-3 1-2f		F KC 79 F FC 93 B FF 93 B FF 93 F FF 93 B FF 94 B KC 79 4-2 3 1B 34 G3 1-2 BB		B SI 96 C CU 83 S SI 96 B CU 87 X SI 98 2-2 ① G4-3	S SL 86 C FF 93 S FF 86 0-3 ③ K		4	0	1	0	1	1	2
34 Bryce Harper, L (1, 9) OBP: 0.339, SLG: 0.418	B KC 79 D KC 80 B FF 94 B FF 94 4-0 2-3 3-H BB		B FC 94 B FF 93 C FF 94 B KC 80 B FF 93 4-1 3 BB BB		X KC 78 0-0 ② G3 1-2 2-3		B CU 86 X SI 97 1-0 59 G1-3 3 S 1B			2	0	1	0	2	0	2
3 Asdrúbal Cabrera, S (1, 4) OBP: 0.309, SLG: 0.388	B KC 79 B FF 94 S FF 94 D FF 94 X FF 95 3-1 ③ P6		C FC 92 1 SAFE 1 SAFE B FF 94 B FF 94 B FF 94 B FF 93 4-1 1-2 BB		C FC 92 X KC 79 0-1 2-3 3-H 1B		1 SAFE B SI 97 F FF 97 B SI 96 1 SAFE C CU 84 F CU 84 B SI 97 B CU 84 4-2 59 G1-3 1-2 BB			2	0	1	1	2	0	2
59 Jose Lobaton, S (1, 2) OBP: 0.287, SLG: 0.304		C FF 94 B FF 94 C FF 93 T FF 94 1-2 ① K	C KC 78 S CH 84 S KC 82 0-3 ③ K		D KC 80 S FF 92 C FC 91 B FF 93 F KC 79 X FF 93 2-2 ③ G3		X SI 96 0-0 ② G1-3 1-2 2-3			4	0	0	0	0	2	6
58 Doug Fister, L (1, 1) OBP: 0.094, SLG: 0.096		C FC 92 C FF 94 S KC 80 0-3 ② K2-3		C FF 92 F FF 93 X KC 78 0-2 ① G6-3		F FF 96 S SI 96 X SI 97 0-2 2 1B 11 1B 2B	F FF 98 B FF 96 B SI 95 B SI 96 B SI 97 4-1 BB			3	1	1	0	1	1	0
Inning Stats	R: 2 E: 0 K: 0 S: 13 H: 3 LOB: 2 BB: 1 P: 25	R: 0 E: 0 K: 2 S: 10 H: 0 LOB: 2 BB: 2 P: 19	R: 0 E: 0 K: 1 S: 7 H: 0 LOB: 2 BB: 3 P: 19	R: 0 E: 0 K: 0 S: 8 H: 0 LOB: 0 BB: 0 P: 11	R: 1 E: 0 K: 0 S: 13 H: 1 LOB: 2 BB: 2 P: 25	R: 1 E: 0 K: 0 S: 13 H: 3 LOB: 1 BB: 0 P: 17	R: 0 E: 0 K: 0 S: 12 H: 1 LOB: 3 BB: 2 P: 25	R: 0 E: 0 K: 2 S: 10 H: 1 LOB: 1 BB: 0 P: 13		1B: 6 2B: 2 3B: 0 HR: 1 SF: 0 SAC: 0 DP: 2 HBP: 0			WP: 0 PB: 1 SB: 1 CS: 0 PA: 41	

	AB	31
	R	4
	H	9
	RBI	3
	BB	10
	SO	5
	LOB	21

PITCHER		IP	WLS	BF	H	R	ER	SO	BB	IBB	HBP	BLK	WP	HR	S	P	ERA	WHIP
23 Jarred Cosart, R ERA: 3.69	(1, 1)	5.0	L	26	4	3	2	3	8	0	0	0	0	1	51	99	3.60	2.400
36 Sam Dyson, R ERA: 2.14	(6, 1)	1.2		10	4	1	1	0	2	0	0	0	0	0	22	37	5.40	3.600
43 Dan Jennings, L ERA: 1.34	(7, 1)	1.1		5	1	0	0	2	0	0	0	0	0	0	13	18	0.00	0.750

PITCHER		IP	WLS	BF	H	R	ER	SO	BB	IBB	HBP	BLK	WP	HR	S	P	ERA	WHIP

Batter	1	2	3	4	5	6	7	8	9	AB	R	H	RBI	BB	SO	LOB
21 Christian Yelich, L (1, 8) (7, 7) OBP: 0.365, SLG: 0.407	C SI 90 B FF 92 S SI 91 B SI 92 B SI 90 B SI 88 4-2 17 1B 9 1B BB	B FF 91 F SI 90 C SI 91 D SL 87 X CU 78 2-2 G4-6-3 1-2f			T SI 89 B FF 90 C SL 85 S CU 76 1-3 K	B SI 91 X SI 93 1-0 L1	B FF 93 C SI 93 1-1 CS 1-2	B FF 90 F FF 89 B CU 76 X FF 92 2-1 L3	B SI 90 B SI 91 F SI 90 F SI 91 B KC 80 F FC 85 X FC 86 3-2 9 G4-6-3 1B	5	1	1	0	1	1	2
17 Donovan Solano, R (1, 4) OBP: 0.307, SLG: 0.330	1 SAFE C SI 90 D SL 86 1 SAFE F SI 90 X CH 84 1-2 46 G4-6-3 9 1B 1-2 1B		B SI 89 C SI 90 C CU 76 B SL 87 X CU 76 2-2 P3		X SI 89 0-0 G5-3	C FF 94 X SI 94 0-1 1B		C CU 76 F FF 91 F CU 76 F SL 85 B SI 93 B FF 90 X CU 77 2-2 F7	X SI 93 0-0 L7	6	0	2	0	0	0	1
9 Casey McGehee, R (1, 5) OBP: 0.355, SLG: 0.358	F SI 90 X SI 89 0-1 46 G4-6-3 1-2 2-H 1B		B CH 84 F SI 89 B FF 90 C SI 89 B CU 77 F SI 90 C SI 89 3-3 K		H CU 70 1-0 46 1B 5 2B HBP	S FF 94 X FF 95 0-1 F8		F CU 76 S SL 84 X CU 79 0-2 E7	F FF 92 B SL 83 X SI 93 1-1 G4-6-3 1-2f	5	1	1	1	0	1	1
46 Garrett Jones, L (1, 9) OBP: 0.311, SLG: 0.415 44 AJ Ramos, R (8, 1) 28 Anthony DeSclafani, R (9, 1) OBP: 0.182, SLG: 0.100	B SI 91 F SI 90 S CH 85 X SI 91 1-2 G4-6-3 1-2f 2-3		B SI 90 F SI 90 B SI 92 X CH 82 2-1 2B		X SI 88 0-0 5 2B 60 3B 1-2 1B		C CU 82 B SI 91 X CU 83 1-1 5 1B 48 2B 1B	F FF 91 F FF 91 F SL 84 X SI 91 0-2 F7		5 0 0	2 0 0	3 0 0	0 0 0	0 0 0	0 0 0	3 0 0
5 Reed Johnson, R (1, 7) OBP: 0.272, SLG: 0.355 41 Chris Hatcher, R (7, 1) 1 Jordany Valdespin, L (8, 9) OBP: 0.288, SLG: 0.358	C CU 74 N SL 85 X SL 86 0-2 P3		B SI 89 C CU 74 F SI 90 S CU 75 1-3 K2-3		C SL 82 D CU 75 X SL 84 1-1 60 3B 1-3 2-H 2B		B FF 90 B FF 90 F FF 90 B FF 90 C FF 89 F FF 90 F FF 90 X FF 90 3-2 48 2B 1-2 1B		B SI 92 X SI 93 1-0 48 1B 60 1B 1B	4 0 1	2 0 1	2 0 1	1 0 0	0 0 0	1 0 0	2 0 0
48 Justin Bour, L (1, 3) OBP: 0.368, SLG: 0.382		B SI 88 S CH 82 X SI 90 1-1 60 2B 3 G6-3 1B		B CU 72 B SI 89 X SI 88 2-0 G4-3	I IN 73 I IN 76 I IN 72 I IN 75 4-0 60 3B IBB		B SI 90 X CU 82 1-0 3 E 1-H 2-H 2B		B SI 90 1 SAFE B KC 79 F SI 91 B SI 92 F SI 92 1 SAFE F KC 80 F SI 93 3-2 X SI 91 3 1B 60 1B 12 HR 1-3 1B	4	4	3	2	1	0	0
60 J.T. Realmuto, R (1, 2) OBP: 0.296, SLG: 0.385		B SI 89 F FF 88 C SL 84 D SL 86 F SI 91 X SL 85 2-2 3 G6-3 1-3 2B		C FF 88 B SI 90 B SI 89 X SI 89 2-1 G1-3	B SL 84 B SI 88 X SI 87 2-0 3 2B 1-H 2-H 3-H 3B		C SI 94 F SI 95 S SL 85 0-3 K		X FC 87 0-0 3 1B 12 HR 1-2 3-H 1B	5	2	3	4	0	1	1
3 Adeiny Hechavarría, R (1, 6) OBP: 0.310, SLG: 0.360		F SI 89 X SL 86 0-1 G6-3 2-3 3-H		S FF 89 B SL 85 B SI 89 X SI 89 2-1 1B	B FF 94 F FF 94 F FF 95 B SL 80 F FF 95 F FF 94 B CH 86 F FF 95 F FF 95 3-2 F FF 96 F SI 94 X SI 94 3-H 2B		B SI 94 X SI 94 1-0 E1 21 CS 2-H 1B		X SI 92 0-0 12 HR 1-2 2-3 1B	5	1	4	2	0	0	1
25 Andrew Heaney, L (1, 1) OBP: 0.125, SLG: 0.125 59 Ed Lucas, R (5, PH) OBP: 0.283, SLG: 0.296 33 Brad Penny, R (5, 1) OBP: 0.333, SLG: 0.500 22 Carter Capps, R (6, 1) 12 Enrique Hernández, R (7, PH) OBP: 0.331, SLG: 0.436 (7, 8)		C SI 90 B SI 90 F FF 89 X SL 85 1-2 21 G4-6-3 1B		F SI 88 T SI 89 S CU 74 0-3 K	C FF 95 S SI 93 B SI 94 F SL 79 S FF 94 1-3 K		X SI 92 0-0 F8		B KC 80 B SI 93 X SI 91 2-0 1-H 2-H 3-H HR	2 1 0 0 2	0 0 0 0 1	1 0 0 0 1	0 0 0 0 4	0 1 0 0 0	1 1 0 0 1	1 1 0 0 1
Inning Stats	R: 1 H: 2 E: 0 LOB: 1 K: 0 BB: 1 S: 13 P: 19	R: 1 H: 3 E: 0 LOB: 1 K: 0 BB: 0 S: 14 P: 20	R: 0 H: 1 E: 0 LOB: 1 K: 2 BB: 0 S: 12 P: 20	R: 0 H: 1 E: 0 LOB: 1 K: 1 BB: 0 S: 8 P: 14	R: 5 H: 4 E: 0 LOB: 1 K: 2 BB: 1 S: 21 P: 34	R: 0 H: 1 E: 0 LOB: 0 K: 0 BB: 0 S: 5 P: 6	R: 3 H: 4 E: 1 LOB: 0 K: 1 BB: 0 S: 14 P: 21	R: 0 H: 0 E: 1 LOB: 1 K: 0 BB: 0 S: 14 P: 18	R: 5 H: 6 E: 0 LOB: 0 K: 0 BB: 0 S: 16 P: 26	1B: 15 SF: 0 2B: 5 SAC: 0 3B: 1 DP: 3 HR: 1 HBP: 1						

PITCHER		IP	WLS	BF	H	R	ER	SO	BB	IBB	HBP	BLK	WP	HR	S	P	ERA	WHIP
55 Taylor Hill, R ERA: 9.0	(1, 1)	4.2	L	25	10	7	7	4	1	1	1	0	0	0	55	90	13.50	2.357
48 Ross Detwiler, L ERA: 4.0	(5, 1)	1.1		5	2	0	0	1	0	0	0	0	0	0	18	23	0.00	1.500
31 Xavier Cedeño, L ERA: 3.86	(7, 1)	0.0		3	3	3	2	0	0	0	0	0	0	0	8	13	∞	∞
30 Aaron Barrett, R ERA: 2.66	(7, 1)	1.0		3	1	0	0	1	0	0	0	0	0	0	6	8	0.00	1.000
29 Rafael Soriano, R ERA: 3.19	(8, 1)	1.0		4	0	0	0	0	0	0	0	0	0	0	14	18	0.00	0.000

PITCHER		IP	WLS	BF	H	R	ER	SO	BB	IBB	HBP	BLK	WP	HR	S	P	ERA	WHIP
35 Craig Stammen, R ERA: 3.84	(9, 1)	0.0		6	6	5	5	0	0	0	0	0	0	1	13	22	∞	∞
52 Ryan Mattheus, R ERA: 1.04	(9, 1)	1.0		2	0	0	0	0	0	0	0	0	0	0	3	4	0.00	0.000

TOP

Miami Marlins @ Washington Nationals

Nationals Park, Washington, DC

Fri Sep 26 2014, 7:09 PM - 10:41 PM EDT

Att. 34,190 - Clear - 75 F

livebaseballscorecards.com

AB	45
R	15
H	22
RBI	14
BB	2
SO	6
LOB	14

MIAMI

WP: 0 PA: 49
PB: 0
SB: 0
CS: 1

BOTTOM

Miami Marlins @ Washington Nationals

Nationals Park, Washington, DC

Fri Sep 26 2014, 7:09 PM - 10:41 PM EDT

Att. 34,190 - Clear - 75 F

livebaseballscorecards.com

Batter	1	2	3	4	5	6	7	8	9	AB	R	H	RBI	BB	SO	LOB
18 Michael Taylor, R (1, 8) OBP: 0.293, SLG: 0.378	B SI 91 S SI 92 B SI 92 X SI 91 2-1 19 1B 2B	S SL 79 F SI 91 D SL 80 B CH 83 S CH 83 2-3 ① K		F SI 90 X CH 82 0-1 ② G4-3		1 SAFE C CU 80 B SI 93 1 SAFE B SI 92 X SI 92 2-1 19 1B 1-3 1B		C SL 81 C SL 82 F SI 94 X FF 91 0-2 ② L4		5	1	2	0	0	1	1
19 Kevin Frandsen, R (1, 5) OBP: 0.294, SLG: 0.307	C SI 92 F SI 92 X SI 94 0-2 28 3B 2-H 1B	X SI 91 0-0 ② F8		B SI 90 S CH 81 C SL 78 F SL 79 X CH 80 1-2 ③ G6-3		1 SAFE 1 SAFE C KC 84 B KC 86 F FF 99 1 SAFE F FF 98 1 SAFE D KC 85 2-2 X FF 99 28 HBP 1-3 3-H 1B		B FF 90 C SL 80 T FF 92 X SL 81 1-2 ③ G5-3		5	1	2	2	0	0	1
28 Jayson Werth, R (1, 9) OBP: 0.394, SLG: 0.455	C SI 91 B CH 83 F CH 81 B SI 94 B SI 93 X SI 92 3-2 40 G4-3 1-H 3B	D SL 80 C CH 82 C SI 92 X SL 81 1-2 1-3 2B			B SI 93 C SI 93 B SI 88 B SI 93 X SI 93 3-1 40 1B 12 G5-4-3 1B	C FF 99 H FF 99 1-1 1-2 HBP			C FF 94 B SL 86 B SL 86 F FF 94 F FF 94 B SI 95 T FF 95 3-2 ① K	4	2	3	1	0	1	0
40 Wilson Ramos, R (1, 2) OBP: 0.299, SLG: 0.401	S SI 92 S SL 82 D SL 81 X SI 93 1-2 ① G4-3 3-H	F CH 83 B SI 92 X SI 92 1-1 ③ L4			B SI 92 X SI 92 1-0 12 G5-4-3 1-3 1B	S FF 99 F KC 86 X KC 86 0-2 ③ G5-3			S FF 95 X SL 86 0-1 ② P4	5	0	1	1	0	0	5
12 Tyler Moore, R (1, 3) OBP: 0.296, SLG: 0.382	C SI 91 B CH 84 S CH 84 S SL 80 1-3 ② K		C SI 91 S SL 80 S SL 79 0-3 ① K2-3		B SI 92 C SI 93 X CU 80 1-1 ①② G5-4-3 1-2f 3-H		C SI 94 B FF 96 B SL 88 X FF 95 2-1 HR		C FF 94 X SI 94 0-1 1B	5	1	2	1	0	2	1
21 Steven Souza Jr., R (1, 7) OBP: 0.231, SLG: 0.391	C SI 92 B SI 92 B CH 84 B SI 92 B SI 91 4-1 8 HBP BB		C CH 82 B CH 82 B SI 91 F CH 81 B SL 80 X SI 91 3-2 HR		B CU 80 X SI 93 1-0 ③ G5-3		X SI 96 0-0 ① G4-3		C FF 94 C SL 87 B FF 94 X FF 95 1-2 ③ F9	4	1	1	1	1	0	1
8 Danny Espinosa, S (1, 6) OBP: 0.285, SLG: 0.353	F SI 92 H SL 80 1-1 1-2 HBP		B SI 91 X SI 91 1-0 ② G6-3			F SI 92 B FF 94 B FF 94 F SI 92 B SI 88 T SI 93 3-2 ① K	F SI 95 F FS 88 S FF 95 0-3 ② K			3	0	0	0	0	2	0
26 Jeff Kobernus, R (1, 4)	F SI 91 X SI 91 0-1 ③ P4		C SI 91 B SL 79 S CH 82 B SL 80 X SI 92 2-2 ③ L7			C FF 94 C CU 81 F FF 94 B FF 95 B SI 88 H SI 93 3-2 18 1B 19 1B HBP	S SL 87 B SI 94 C SL 86 B SI 96 B FS 85 X FF 96 3-2 ③ G4-3			3	1	0	0	0	0	2
55 Taylor Hill, R (1, 1) 48 Ross Detwiler, R (6, 1) 7 Scott Hairston, R (6, PH) 31 Xavier Cedeño, L (7, 1) 30 Aaron Barrett, R (7, 1) 29 Rafael Soriano, R (8, 1) 11 Ryan Zimmerman, R (8, PH) 35 Craig Stammen, R (8, 1) 52 Ryan Mattheus, R (9, 1)		C SI 89 X SI 91 0-1 28 2B 1B		B SI 88 C SI 87 S SL 76 X SI 90 1-2 ① G3-1		C SI 92 B SI 93 X CU 79 1-1 ② P4		C FF 91 B SL 83 C SL 82 S FF 93 1-3 ① K		2 0 1 0 0 0 0 0 0 0 0 0 0 0 1 0 0 0 0 0 1 0 0 0 0 0 0 0 0 0 0 0 0 0 0 0 0 0 0 0 0 0 1 0 0 0 0 1 0 0 0 0 0 0 0 0 0 0 0 0 0 0 0						
Inning Stats	R: 3 E: 0 K: 1 S: 18 H: 3 LOB: 2 BB: 1 P: 30	R: 0 E: 0 K: 1 S: 11 H: 2 LOB: 2 BB: 0 P: 15	R: 1 E: 0 K: 1 S: 10 H: 1 LOB: 0 BB: 0 P: 16	R: 0 E: 0 K: 0 S: 9 H: 0 LOB: 0 BB: 0 P: 11	R: 1 E: 0 K: 0 S: 6 H: 2 LOB: 0 BB: 0 P: 12	R: 1 E: 0 K: 1 S: 18 H: 2 LOB: 3 BB: 0 P: 30	R: 1 E: 0 K: 1 S: 9 H: 1 LOB: 0 BB: 0 P: 14	R: 0 E: 0 K: 1 S: 10 H: 0 LOB: 0 BB: 0 P: 12	R: 0 E: 0 K: 1 S: 11 H: 1 LOB: 1 BB: 0 P: 15	1B: 7 2B: 2 3B: 1 HR: 2 SF: 0 SAC: 0 DP: 1 HBP: 3						

	AB	38
	R	7
	H	12
	RBI	6
	BB	1
	SO	7
	LOB	12

WP: 0 PA: 42
PB: 0
SB: 0
CS: 0

PITCHER		IP	WLS	BF	H	R	ER	SO	BB	IBB	HBP	BLK	WP	HR	S	P	ERA	WHIP
25 Andrew Heaney, L ERA: 5.83	(1, 1)	4.0		20	6	4	4	3	1	0	1	0	0	1	48	72	9.00	1.750
33 Brad Penny, R ERA: 6.58	(5, 1)	1.2		8	3	2	2	1	0	0	1	0	0	0	16	31	10.80	1.800
22 Carter Capps, R ERA: 2.7	(6, 1)	0.1	H	3	1	0	0	0	0	0	1	0	0	0	8	11	0.00	3.000
41 Chris Hatcher, R ERA: 3.38	(7, 1)	1.0		4	1	1	1	1	0	0	0	0	0	1	9	14	9.00	1.000
44 AJ Ramos, R ERA: 2.14	(8, 1)	1.0	W	3	0	0	0	1	0	0	0	0	0	0	10	12	0.00	0.000

PITCHER		IP	WLS	BF	H	R	ER	SO	BB	IBB	HBP	BLK	WP	HR	S	P	ERA	WHIP
28 Anthony DeSclafani, R ERA: 6.4	(9, 1)	1.0		4	1	0	0	1	0	0	0	0	0	0	11	15	0.00	1.000

Miami Marlins @ Washington Nationals

Nationals Park, Washington, DC

Sat Sep 27 2014, 4:08 PM - 7:05 PM EDT

Att. 37,529 - Sunny - 83 F

livebaseballscorecards.com

Batter	1	2	3	4	5	6	7	8	9	AB	R	H	RBI	BB	SO	LOB
21 Christian Yelich, L (1, 7) OBP: 0.364, SLG: 0.405	B SI 95 F FF 96 X SI 96 1-1 ① G3-1		C CH 89 D CH 89 B SI 96 F SI 97 F SI 96 C SL 83 2-3 ③ K			F CH 89 B CH 87 B CU 80 B SI 95 B SI 95 4-1 BB		C FF 91 D CH 79 C CH 79 F FF 91 D FS 84 F FF 91 X FF 91 2-2 ③ F7		3	0	0	0	1	1	2
17 Donovan Solano, R (1, 4) OBP: 0.303, SLG: 0.326	F FF 96 B CU 82 X SI 96 1-1 ② F9			C CU 80 X CH 89 0-1 ① G6-3		1 SAFE B CH 87 C SI 96 B FF 96 1 SAFE 1 SAFE F FF 96 C FF 97 2-3 ② K			C SI 93 C SL 82 F SI 95 B SL 83 F CH 88 X SI 93 1-2 ① G4-3	4	0	0	0	0	1	1
9 Casey McGehee, R (1, 5) OBP: 0.356, SLG: 0.359	B FF 96 S FF 97 S CH 89 F CH 90 F FF 92 S CU 82 1-3 ③ K			B FF 97 F CH 89 C FF 96 B CU 81 X SI 95 2-2 1B		X CU 81 0-0 ③ G4-3			C SI 92 X FF 93 0-1 12 E 48 1B 3 E 1B	4	1	2	0	0	1	1
48 Justin Bour, L (1, 3) OBP: 0.363, SLG: 0.375		X SI 94 0-0 ① G5-3		B CH 89 F SI 96 F SI 96 F FF 95 F CH 89 F FF 96 C CU 82 1-3 ② K			C SI 92 C SI 91 S CU 74 0-3 ① K		S SI 92 S CH 86 B SL 82 X CH 86 1-2 3 E 12 E 1-2 1B	4	0	1	0	0	2	1
12 Enrique Hernández, R (1, 8) OBP: 0.321, SLG: 0.421		B FF 97 C FF 96 C CU 83 B CU 82 T FF 96 2-2 ② K		C SI 96 B SI 97 F CU 82 B CH 89 S CH 89 2-3 ③ K			X CH 86 0-0 ② F9		C SI 92 B SL 82 C SI 93 F FF 93 X SL 82 1-2 E3 3 E 1-2 2-3	4	0	0	0	0	2	3
1 Jordany Valdespin, L (1, 9) OBP: 0.280, SLG: 0.347 5 Reed Johnson, R (9, PH) OBP: 0.270, SLG: 0.353		B SI 97 B CH 90 C SI 97 B SI 98 X SI 97 3-1 ③ L8			F CH 88 B SI 95 B CH 88 S FF 96 X SI 95 2-2 ① F7		C SL 87 F SI 92 B CU 75 B CU 72 F SI 92 X SI 92 2-2 ③ G6-3		B SI 94 X SI 92 1-0 ② F6	3 1	0 0	0 0	0 0	0 0	0 0	0 3
3 Adeiny Hechavarría, R (1, 6) OBP: 0.309, SLG: 0.358			C SI 97 X FF 96 0-1 ① G6-3		B SI 96 X SI 95 1-0 ② G1-3			F FF 90 B CU 74 C FF 90 B FF 91 B CH 78 B FF 92 4-2 BB	C SL 81 F SI 93 F SL 81 X CH 87 0-2 1-2 2-3 3-H E5	3	0	0	0	1	0	2
6 Jeff Mathis, R (1, 2) OBP: 0.263, SLG: 0.274 39 Jarrod Saltalamacchia, (6, PH) OBP: 0.320, SLG: 0.363			F SI 96 B CU 80 B FF 95 F FF 97 F CH 89 F CU 82 X SI 97 2-2 24 SH1-3 2B		F FF 96 C SI 97 B FF 97 S CH 90 1-3 ③ K			X FF 91 0-0 ① F9	X SL 81 0-0 ③ L6	3 1	0 0	1 0	0 0	0 0	1 0	1 3
24 Nathan Eovaldi, R (1, 1) OBP: 0.105, SLG: 0.089 46 Garrett Jones, L (8, PH) OBP: 0.311, SLG: 0.414 22 Carter Capps, R (8, 1) 28 Anthony DeSclafani, R (8, 1) OBP: 0.182, SLG: 0.100			X SI 94 0-0 ② SH1-3 2-3			B SI 95 C SI 95 X SI 94 1-1 ① G6-3		C FF 91 F FF 90 1 SAFE B FF 91 F FS 83 D CH 80 T FF 91 2-2 ② K		1 1 0 0	0 0 0 0	0 0 0 0	0 0 0 0	0 1 0 0	0 1 0 0	0 1 0 0

Inning Stats	1	2	3	4	5	6	7	8	9
	R: 0 E: 0 K: 1 S: 9 H: 0 LOB: 0 BB: 0 P: 12	R: 0 E: 0 K: 1 S: 6 H: 0 LOB: 0 BB: 0 P: 11	R: 0 E: 0 K: 1 S: 12 H: 1 LOB: 1 BB: 0 P: 16	R: 0 E: 0 K: 2 S: 14 H: 1 LOB: 1 BB: 0 P: 19	R: 0 E: 0 K: 1 S: 7 H: 0 LOB: 0 BB: 0 P: 11	R: 0 E: 0 K: 1 S: 7 H: 0 LOB: 1 BB: 0 P: 14	R: 0 E: 0 K: 1 S: 8 H: 0 LOB: 0 BB: 0 P: 10	R: 0 E: 0 K: 1 S: 12 H: 0 LOB: 1 BB: 1 P: 20	R: 1 E: 2 K: 0 S: 20 H: 2 LOB: 3 BB: 0 P: 24

1B: 3 SF: 0 WP: 0 PA: 35
2B: 1 SAC: 1 PB: 0
3B: 0 DP: 0 SB: 0
HR: 0 HBP: 0 CS: 0

TOP	
AB	32
R	1
H	4
RBI	0
BB	2
SO	9
LOB	18

PITCHER		IP	WLS	BF	H	R	ER	SO	BB	IBB	HBP	BLK	WP	HR	S	P	ERA	WHIP
37 Stephen Strasburg, R ERA: 3.14	(1, 1)	6.0	W	21	2	0	0	7	1	0	0	0	0	0	55	83	0.00	0.500
13 Jerry Blevins, L ERA: 4.87	(7, 1)	1.0	H	3	0	0	0	1	0	0	0	0	0	0	8	10	0.00	0.000
36 Tyler Clippard, R ERA: 2.18	(8, 1)	1.0	H	4	0	0	0	1	1	0	0	0	0	0	12	20	0.00	1.000
22 Drew Storen, R ERA: 1.12	(9, 1)	1.0		7	2	1	0	0	0	0	0	0	0	0	20	24	0.00	2.000

PITCHER	IP	WLS	BF	H	R	ER	SO	BB	IBB	HBP	BLK	WP	HR	S	P	ERA	WHIP

Miami Marlins @ Washington Nationals

Nationals Park, Washington, DC

Sat Sep 27 2014, 4:08 PM - 7:05 PM EDT

Att. 37,529 - Sunny - 83 F

livebaseballscorecards.com

BOTTOM

Batter	1	2	3	4	5	6	7	8	9	AB	R	H	RBI	BB	SO	LOB
2 Denard Span, L (1, 8) OBP: 0.354, SLG: 0.414	B SI 97 X FF 96 1-0 ① F8	B CU 77 X FS 90 1-0 ③ 2-H 1B			B FF 98 S SI 92 B FF 98 F FF 99 X CU 79 2-2 28 1B, 6 BB, 25 G6-3 1B		B SL 85 F FF 97 F SL 87 B FS 90 B FF 99 F FF 96 X SI 96 3-2 ① G6-3	B SL 85 F SL 86 D SI 94 S SL 85 C FF 95 2-3 ② K 1-2 2-3		3 1 2 0 0 0 0						
18 Michael Taylor, R (7, PH) OBP: 0.279, SLG: 0.359 (8, 8)										2 0 0 0 0 1 2						
6 Anthony Rendon, R (1, 5) OBP: 0.352, SLG: 0.475	B FF 98 S SL 90 B FF 97 B FF 98 B FF 97 4-1 25 G3-1, 28 1B BB	C C FF 96 B CU 79 X FF 96 1-2 ① G4-3			B SL 87 1 SAFE B SL 86 B FF 96 B FF 97 4-0 25 G6-3, 28 1B 1-2 BB		B FF 98 X SL 86 1-0 28 G6-4-3 1B	F FF 94 B FF 94 S SL 87 F SL 86 B FF 94 D SL 87 S FF 96 3-3 ③ K		3 0 1 0 2 1 2						
28 Jayson Werth, R (1, 9) OBP: 0.394, SLG: 0.455	X FF 96 0-0 25 G3-1 1-2 1B	C FF 98 S SL 88 B CU 79 B FF 96 F X SL 87 2-2 ② G5-3			X SI 96 0-0 25 G6-3 1-2 2-3 1B		D SL 85 C FF 94 B FF 95 X FF 96 2-1 ② ③ G6-4-3 1-2f			4 0 2 0 0 0 1						
21 Steven Souza Jr., R (8, 9) OBP: 0.231, SLG: 0.391										0 0 0 0 0 0 0						
25 Adam LaRoche, L (1, 3) OBP: 0.361, SLG: 0.455	D FS 89 C FF 97 B FS 89 B CU 74 X FF 97 3-1 ② G3-1 1-2 2-3	S FS 90 B FS 89 C CU 77 F FF 98 X CU 78 1-2 ③ G6-3			F CU 78 X SI 97 0-1 ② G6-3 1-2 2-3 3-H			C FF 98 S KC 84 X FF 100 0-2 34 BB, 20 1B, 40 FC6-2 1B		3 0 0 1 0 0 4						
11 Ryan Zimmerman, R (6, 3) OBP: 0.347, SLG: 0.457										1 0 1 0 0 0 0						
20 Ian Desmond, R (1, 6) OBP: 0.313, SLG: 0.425	C CU 77 S CU 78 X CU 77 0-2 ③ G5-3			S SL 83 C FF 98 B FF 98 S SL 88 1-3 ① K	S FF 98 F FF 98 B CU 80 D CU 79 D SL 88 B SL 86 4-2 BB			X FF 99 0-0 40 FC6-2, 34 BB, 3 2B 1-2 1B		3 1 1 0 1 1 2						
34 Bryce Harper, L (1, 7) OBP: 0.341, SLG: 0.417		X CU 78 0-0 3 FC3-6, 40 1B, 37 SH1-4 1B		B FF 91 S FS 90 X SI 96 1-1 ② L5	D SI 91 C FF 99 S CU 77 S CU 76 1-3 ③ K			B FF 99 B FF 99 S FF 99 C FF 100 D KC 86 F FF 99 B CH 89 4-2 40 FC6-2, 3 2B 1-2 2-3 BB		3 2 1 0 1 1 3						
40 Wilson Ramos, R (1, 2) OBP: 0.302, SLG: 0.402		X FF 95 0-0 3 FC3-6 1-2 1B		B SI 97 B SL 89 X FF 98 2-0 1B			S SL 86 X FF 98 0-1 ① G6-3	S FF 99 B FF 99 F KC 84 X FF 99 1-2 ① FC6-2, 3 2B 1-2 2-3 3-Hf		4 1 2 0 0 0 3						
3 Asdrúbal Cabrera, S (1, 4) OBP: 0.308, SLG: 0.388		B FF 98 B FF 97 X FF 98 2-0 ① FC3-6, 37 SH1-4, 2 1B 1-2f 2-3		C FF 96 S CU 76 B FF 97 S SL 85 1-3 ③ K			S FF 97 F FF 98 F SL 89 S FF 97 0-3 ② K	X FF 98 0-0 18 WP 1-H 2-H 3-H 2B		4 0 1 3 0 2 3						
37 Stephen Strasburg, R (1, 1) OBP: 0.194, SLG: 0.117		L SL 86 X SL 84 0-1 ② SH1-4 1-2 3-H			F S SL 88 C SL 87 0-3 ① K		B CU 79 S FF 98 F FF 98 F FS 89 F CU 78 F FF 97 X FF 97 1-2 ③ F9	B KC 87 B FF 98 C KC 86 B KC 86 F FF 97 F FF 97 B FF 98 4-2 18 WP BB		1 0 0 1 0 1 0						
17 Nate Schierholtz, L (6, PH) OBP: 0.241, SLG: 0.308										1 0 0 0 0 0 0						
13 Jerry Blevins, L (7, 1)										0 0 0 0 0 0 0						
36 Tyler Clippard, R (8, 1)										0 0 0 0 0 0 0						
19 Kevin Frandsen, R (8, PH) OBP: 0.297, SLG: 0.307										0 0 0 0 1 0 0						
22 Drew Storen, S (9, 1)										0 0 0 0 0 0 0						
Inning Stats	R: 0 E: 0 K: 0 S: 8 H: 1 LOB: 2 BB: 1 P: 16	R: 1 E: 0 K: 0 S: 6 H: 3 LOB: 2 BB: 0 P: 9	R: 0 E: 0 K: 0 S: 11 H: 0 LOB: 0 BB: 0 P: 15	R: 0 E: 0 K: 2 S: 9 H: 1 LOB: 1 BB: 0 P: 14	R: 1 E: 0 K: 2 S: 14 H: 2 LOB: 3 BB: 2 P: 25	R: 0 E: 0 K: 1 S: 12 H: 0 LOB: 0 BB: 0 P: 13	R: 0 E: 0 K: 0 S: 7 H: 1 LOB: 0 BB: 0 P: 13	R: 3 E: 0 K: 2 S: 21 H: 3 LOB: 2 BB: 2 P: 35		1B: 10 2B: 1 3B: 0 HR: 0 SF: 0 SAC: 1 DP: 1 HBP: 0						

	AB	32
	R	5
	H	11
	RBI	5
	BB	5
	SO	7
	LOB	20

PITCHER		IP	WLS	BF	H	R	ER	SO	BB	IBB	HBP	BLK	WP	HR	S	P	ERA	WHIP
24 Nathan Eovaldi, R ERA: 4.37	(1, 1)	7.0	L	30	8	2	2	5	3	0	0	0	0	0	67	105	2.57	1.571
22 Carter Capps, R ERA: 3.98	(8, 1)	0.1		6	3	3	3	0	2	0	0	0	0	0	14	23	81.00	15.000
28 Anthony DeSclafani, R ERA: 6.27	(8, 1)	0.2		2	0	0	0	2	0	0	0	0	1	0	7	12	0.00	0.000

PITCHER	IP	WLS	BF	H	R	ER	SO	BB	IBB	HBP	BLK	WP	HR	S	P	ERA	WHIP

Batter	1	2	3	4	5	6	7	8	9	AB	R	H	RBI	BB	SO	LOB
21 Christian Yelich, L (1, 8) OBP: 0.362, SLG: 0.402	F FF 94 F FF 95 F FF 94 B FF 95 B FF 94 F FF 94 F FF 94 B SL 88 F FF 95 3-2 X FF 84 L9 ①			X FF 93 0-0 P5 ①		C FF 95 F FF 94 B FF 95 X FF 94 1-2 G1 ③			C FF 94 B FF 95 B CU 80 X FF 94 2-1 L7 ③	4	0	0	0	0	0	0
17 Donovan Solano, R (1, 4) OBP: 0.300, SLG: 0.323	B FF 94 F FF 95 F SL 89 X FF 93 1-2 G6-3 ②			C FF 93 F FF 94 F FF 95 S CU 80 0-3 K ②			C SL 87 S FF 93 S CU 78 0-3 K2-3 ①			3	0	0	0	0	2	0
9 Casey McGehee, R (1, 5) OBP: 0.355, SLG: 0.357	T FF 94 T SL 89 S SL 88 0-3 K ③			X SL 87 0-0 F9 ③			F SL 86 S FF 92 B CU 79 S FF 93 1-3 K ②			3	0	0	0	0	2	0
46 Garrett Jones, L (1, 9) OBP: 0.309, SLG: 0.411		C FF 91 B FF 93 X FF 93 1-1 P5 ①			C CU 77 X FF 92 0-1 L3 ①		C FF 93 F FF 94 S CU 80 0-3 K 5 PO ①			3	0	0	0	0	1	0
5 Reed Johnson, R (1, 7) OBP: 0.266, SLG: 0.348		C FF 93 B FF 93 S SL 88 X FF 94 1-2 P3 ②			B FF 94 X FF 94 1-0 L5 ②		C SL 86 S SL 88 1 SAFE 0-2 PO ③ 1-2	B FF 92 F SL 87 F FF 93 X CU 79 1-2 L7 ①		3	0	0	0	0	0	0
48 Justin Bour, L (1, 3) OBP: 0.361, SLG: 0.365		F FF 93 S FF 94 S FF 95 0-3 K ③			B FF 94 B FF 93 F FF 94 B FF 94 F FF 94 F FF 94 B FF 94 4-2 BB			B FF 94 B FF 94 F FF 93 F FF 93 X FF 95 2-2 P5 ②		2	0	0	0	1	1	0
60 J.T. Realmuto, R (1, 2) OBP: 0.267, SLG: 0.345			F FF 93 B SL 87 B SL 88 F FF 93 C SL 88 2-3 K ①		S SL 88 B FF 93 X SL 87 1-1 L6 ③			F FF 94 C SL 88 F FF 95 S CU 82 0-3 K ③		3	0	0	0	0	2	1
3 Adeiny Hechavarría, R (1, 6) OBP: 0.308, SLG: 0.356			C FF 93 B FF 93 B SL 88 C FF 94 S FF 95 2-3 K ②			F SL 88 F SL 85 S FF 94 0-3 K ①			C SL 87 X SL 87 0-1 G4-3 ①	3	0	0	0	0	2	0
37 Henderson Alvarez III, R (1, 1) OBP: 0.203, SLG: 0.193 44 AJ Ramos, R (8, 1) 39 Jarrod Saltalamacchia, C (8 PH) OBP: 0.320, SLG: 0.362			X FF 94 0-0 G4-3 ③			F FF 94 F SL 87 X FF 94 0-2 G4-3 ②			B FF 94 S FF 94 B FF 93 S FF 94 X FF 95 2-2 F8 ②	2 0 1	0 0 0	0 0 0	0 0 0	0 0 0	0 0 0	0 0 0
Inning Stats	R: 0 H: 0 E: 0 LOB: 0 K: 1 BB: 0 S: 13 P: 17	R: 0 H: 0 E: 0 LOB: 0 K: 1 BB: 0 S: 8 P: 10	R: 0 H: 0 E: 0 LOB: 0 K: 2 BB: 0 S: 7 P: 11	R: 0 H: 0 E: 0 LOB: 0 K: 1 BB: 0 S: 6 P: 6	R: 0 H: 0 E: 0 LOB: 1 K: 0 BB: 1 S: 8 P: 14	R: 0 H: 0 E: 0 LOB: 0 K: 1 BB: 0 S: 9 P: 10	R: 0 H: 0 E: 0 LOB: 0 K: 3 BB: 0 S: 11 P: 12	R: 0 H: 0 E: 0 LOB: 0 K: 1 BB: 0 S: 10 P: 13	R: 0 H: 0 E: 0 LOB: 0 K: 0 BB: 0 S: 7 P: 11	1B: 0 SF: 0 2B: 0 SAC: 0 3B: 0 DP: 0 HR: 0 HBP: 0					WP: 1 PA: 29 PB: 0 SB: 0 CS: 0	

PITCHER	IP	WLS	BF	H	R	ER	SO	BB	IBB	HBP	BLK	WP	HR	S	P	ERA	WHIP
27 Jordan Zimmermann, R (1, 1) ERA: 2.66	9.0	W	28	0	0	0	10	1	0	0	0	1	0	79	104	0.00	0.111

PITCHER	IP	WLS	BF	H	R	ER	SO	BB	IBB	HBP	BLK	WP	HR	S	P	ERA	WHIP

TOP

Miami Marlins @ Washington Nationals

Nationals Park, Washington, DC

Sun Sep 28 2014, 1:39 PM - 3:37 PM EDT

Att. 35,085 - Sunny - 79 F

livebaseballscorecards.com

AB	27
R	0
H	0
RBI	0
BB	1
SO	10
LOB	1

MIAMI

Miami Marlins @ Washington Nationals

Nationals Park, Washington, DC

Sun Sep 28 2014, 1:39 PM - 3:37 PM EDT

Att. 35,085 - Sunny - 79 F

livebaseballscorecards.com

BOTTOM

Batter	1	2	3	4	5	6	7	8	9	AB	R	H	RBI	BB	SO	LOB
2 Denard Span, L (1, 8) OBP: 0.355, SLG: 0.416 17 Nate Schierholtz, L (3, PR) OBP: 0.243, SLG: 0.309 (4, 9) (5, 8) (8, 9)	B FF 92 C FF 92 X CH 89 1-1 F7		X SI 93 0-0 2B		X SI 93 0-0 19 G5-4-3 1-2 1B		F SI 94 B SI 94 B SI 93 B SI 93 S SI 92 X SI 93 3-2 G3 1-2			2 2	0 0	1 1	0 0	0 0	0 0	0 1
6 Anthony Rendon, R (1, 5) OBP: 0.351, SLG: 0.473 19 Kevin Frandsen, R (4, 5) OBP: 0.299, SLG: 0.309	C FF 94 C FF 95 B SL 87 F SI 94 B CH 90 F SI 91 F FF 96 X SI 94 2-2 F7		B SL 86 X SL 85 1-0 P4		X SI 94 0-0 G5-4-3 1-2f		B FF 94 F SI 95 X FF 95 1-1 2-3 1B			2 2	0 0	0 1	0 0	0 0	0 0	1 2
11 Ryan Zimmerman, R (1, 7) OBP: 0.342, SLG: 0.449 21 Steven Souza Jr., R (9, 7) OBP: 0.231, SLG: 0.391	C FF 95 X EP 61 0-1 L8		B SI 93 C CH 89 X SL 85 1-1 G3			B FF 91 C FF 91 C FF 92 X FF 93 1-2 L3-1		C SL 80 T FF 92 S FF 95 0-3 K		4 0	0 0	0 0	0 0	0 0	1 0	1 0
25 Adam LaRoche, L (1, 3) OBP: 0.362, SLG: 0.455 12 Tyler Moore, R (4, PR) OBP: 0.300, SLG: 0.385 (5, 3)		C SI 92 F SI 90 B SI 94 X SI 96 1-2 F7		B FF 91 X SI 92 1-0 34 1B 1B		C SI 93 F SL 86 F CU 79 B SI 93 X FF 90 1-2 7 1B 8 G1-3 1B		B FF 93 F SL 79 S SL 83 B FF 94 B FF 92 S SL 81 3-3 K		2 2	0 0	1 1	0 0	0 1	0 0	0 0
20 Ian Desmond, R (1, 6) OBP: 0.313, SLG: 0.430 8 Danny Espinosa, S (5, 6) OBP: 0.283, SLG: 0.351		C FF 95 S SI 91 B SL 87 X FF 90 1-2 HR		B FF 94 X SI 92 1-0 F8		X SI 93 0-0 G1-3 1-2		S CH 84 B FF 94 B FF 92 C FF 92 X CH 86 2-2 G5-3		2 2	1 0	1 0	1 0	0 0	0 0	1 1
34 Bryce Harper, L (1, 9) OBP: 0.344, SLG: 0.423 (4, 8) 7 Scott Hairston, R (4, PR) OBP: 0.253, SLG: 0.299 (5, 9) 18 Michael Taylor, R (8, 8) OBP: 0.279, SLG: 0.359		B SI 95 X FF 95 1-0 2B		X CH 88 0-0 40 G5-4-3 1-3 1B		F SL 84 C SI 92 X SL 84 0-2 2-3 1B				2 1 0	0 0 0	2 1 0	0 0 0	0 0 0	0 0 0	0 0 0
40 Wilson Ramos, R (1, 2) OBP: 0.299, SLG: 0.399		F SL 84 B SI 95 B SI 93 F CH 88 C FF 96 2-3 K		X SI 94 0-0 G5-4-3 1-2f		B CH 89 B SI 94 X FF 94 2-0 P4				3	0	0	0	0	1	5
3 Asdrúbal Cabrera, S (1, 4) OBP: 0.307, SLG: 0.387 26 Jeff Kobernus, R (6, 4)		B SI 94 F CH 88 C SI 96 T CH 90 1-2 K			X SI 91 0-0 L6		C SI 92 T SI 91 C FF 93 0-3 K			2 1	0 0	0 0	0 0	0 0	1 1	1 0
27 Jordan Zimmermann, R (1, 1) OBP: 0.207, SLG: 0.200			C FF 94 B FF 94 F SL 81 X FF 93 1-2 L3		C SI 92 B SL 84 B SL 82 X SI 91 2-1 17 1B 1B		B SI 92 B SI 92 C SI 92 X SI 92 2-1 19 1B 17 G3 1B			3	0	2	0	0	0	0

Inning Stats	1	2	3	4	5	6	7	8	9
	R: 0 E: 0 K: 0 S: 10 H: 0 LOB: 0 BB: 0 P: 13	R: 1 E: 0 K: 2 S: 13 H: 2 LOB: 1 BB: 0 P: 19	R: 0 E: 0 K: 0 S: 7 H: 1 LOB: 1 BB: 0 P: 10	R: 0 E: 0 K: 0 S: 4 H: 2 LOB: 2 BB: 0 P: 6	R: 0 E: 0 K: 0 S: 5 H: 2 LOB: 1 BB: 0 P: 7	R: 0 E: 0 K: 0 S: 12 H: 2 LOB: 2 BB: 0 P: 16	R: 0 E: 0 K: 1 S: 10 H: 2 LOB: 2 BB: 0 P: 16	R: 0 E: 0 K: 2 S: 9 H: 0 LOB: 0 BB: 0 P: 14	

AB	**32**	1B: 8	SF: 0	WP: 0	PA: 32
R	**1**	2B: 2	SAC: 0	PB: 0	
H	**11**	3B: 0	DP: 2	SB: 0	
RBI	**1**	HR: 1	HBP: 0	CS: 0	
BB	**0**				
SO	**5**				
LOB	**13**				

PITCHER		IP	WLS	BF	H	R	ER	SO	BB	IBB	HBP	BLK	WP	HR	S	P	ERA	WHIP
37 Henderson Alvarez III, R ERA: 2.65	(1, 1)	7.0	L	29	11	1	1	3	0	0	0	0	0	1	61	87	1.29	1.571
44 AJ Ramos, R ERA: 2.11	(8, 1)	1.0		3	0	0	0	2	0	0	0	0	0	0	9	14	0.00	0.000

PITCHER	IP	WLS	BF	H	R	ER	SO	BB	IBB	HBP	BLK	WP	HR	S	P	ERA	WHIP

Batter	1	2	3	4	5	6	7	8	9	AB	R	H	RBI	BB	SO	LOB
7 Grégor Blanco, L (1, 8) OBP: 0.300, SLG: 0.125	C FF 97 S SI 98 B FF 98 X FF 98 1-2 ① F8		B SI 95 C SI 95 L SI 96 X CH 89 1-2 ① L8		B SI 94 B SI 95 B SI 95 B SI 94 4-0 12 G4-3 BB	C SI 92 B SI 92 X SI 91 1-1 ③ F8			X FF 92 0-0 28 F9, 28 S 1B	4	0	1	0	1	0	4
12 Joe Panik, L (1, 4) OBP: 0.500, SLG: 0.700	C SI 97 X SI 97 0-1 ② L8		B CH 88 B SI 96 F SI 97 X CH 91 2-1 28 G5-4-3 1B 1-3 2-H		1 SAFE B FF 96 B FF 95 B SI 96 C SI 95 1 SAFE X SI 95 3-1 ① G4-3 1-2		C SI 91 B SI 93 X SI 92 1-1 28 1B 3B		1 SAFE X FF 92 0-0 ① F8	5	1	2	1	0	0	2
28 Buster Posey, R (1, 2) OBP: 0.400, SLG: 0.333	F SI 98 B SI 97 F CU 83 B CH 91 X SI 98 2-2 ③ F9		C FF 96 D SL 83 F FF 96 X FF 96 1-2 ②③ G5-4-3 1-2f		F CH 89 S SI 96 H FF 95 1-2 HBP		C SL 84 X SI 92 0-1 48 CS 1B 3-H		S FF 92 1 SAFE 1 SAFE D FS 84 X FF 92 1-1 ② F9 1-3	4	0	1	1	0	0	3
48 Pablo Sandoval, S (1, 5) 46 Santiago Casilla, R (9, 1)		B SI 97 C SI 96 X CH 90 1-1 ① L8		C SI 95 F SI 96 X SI 96 0-2 8 FC6-4 1B	B FF 96 C SI 96 F SI 96 S FF 97 1-3 ② K		B SI 93 B SI 92 S SI 91 F SI 92 B KC 79 S SL 85 3-3 ①② K 1-2		F FF 92 B FF 93 B FF 93 X CH 80 2-1 ③ P3	5 0	0 0	1 0	0 0	0 0	2 0	4 0
8 Hunter Pence, R (1, 9) OBP: 0.333, SLG: 0.250		B SI 96 F FF 96 X FF 97 1-1 1B		B FF 96 B FF 96 C SI 96 F SI 96 X CU 83 2-2 ① FC6-4 9 S 9 1B 1-2f	B CU 83 B FF 97 X FF 96 2-0 ③ P3		B SL 87 B SI 92 C FF 90 X SI 91 2-1 ③ F7			4	1	1	0	0	0	3
9 Brandon Belt, L (1, 3) OBP: 0.667, SLG: 0.571		B SI 95 S CH 89 1 SAFE 1 SAFE X CH 89 1-1 ② F7		1 SAFE B SI 95 F FF 96 F FF 96 F CH 90 B CH 88 X CH 89 2-2 35 1B 1-H 1B		B SI 94 X SI 95 1-0 35 1B 1B		X FF 96 0-0 ① G3-1		4	0	2	1	0	0	1
35 Brandon Crawford, L (1, 6) OBP: 0.444, SLG: 0.889		B SI 96 1 SAFE C FF 95 F SI 96 F CH 90 S CH 90 1-3 ③ K		S FF 96 B SI 97 1 SAFE C SI 95 F SI 96 X CU 82 1-2 22 FC5-4 1B 1-2		B SI 93 F CH 88 1 SAFE X SI 95 1-1 1B 1-2		B FF 97 X FF 96 1-0 50 FC1 2B		4	0	3	0	0	1	1
45 Travis Ishikawa, L (1, 7) OBP: 0.333, SLG: 0.200 50 Matt Duffy, R (8, PH) 54 Sergio Romo, R (8, 1) 13 Joaquin Arias, R (9, 5)			B CU 81 X SI 96 1-0 12 PB, 22 SH, 12 1B 1B	X FF 95 0-0 P5	S SI 91 B SI 92 F SI 92 B CU 74 S CU 74 2-3 ① K		C FF 95 B FF 96 B FF 96 X FF 96 2-1 ② FC1 2-3			3 1 0 0	1 0 0 0	1 0 0 0	1 0 0 0	1 0 0 0	0 0 0 0	4 1 0 0
22 Jake Peavy, R (1, 1) 49 Javier López, L (6, 1) 60 Hunter Strickland, R (6, 1) 41 Jeremy Affeldt, L (7, 1) 2 Juan Carlos Perez, R (8, PH) (8, 7)			C SI 93 M SI 95 B FF 95 X FF 95 1-2 SH 12 1B, 12 PB 1-2	S SI 96 X SI 96 0-1 ③ FC5-4 1-2f	B SI 89 B SI 89 F SI 90 B SI 91 X SI 89 3-1 ② F9		F FF 96 S FC 90 B FF 97 1 SAFE D FC 90 F FF 96 B FF 97 F SI 97 X SI 98 3-2 ③ L6			2 0 0 0 1	0 0 0 0 0	0 0 0 0 0	0 0 0 0 0	0 0 0 0 0	0 0 0 0 0	4 0 0 0 1

Inning Stats	1	2	3	4	5	6	7	8	9
	R: 0 E: 0 K: 0 S: 8	H: 0 LOB: 0 BB: 0 P: 11	R: 0 E: 0 K: 1 S: 10	H: 1 LOB: 1 BB: 0 P: 14	R: 1 E: 0 K: 0 S: 12	H: 2 LOB: 0 BB: 0 P: 18	R: 1 E: 0 K: 0 S: 17	H: 3 LOB: 2 BB: 0 P: 22	R: 0 E: 0 K: 1 S: 8	H: 0 LOB: 2 BB: 1 P: 19
	R: 0 E: 0 K: 1 S: 10	H: 2 LOB: 2 BB: 0 P: 18	R: 1 E: 0 K: 1 S: 9	H: 2 LOB: 0 BB: 0 P: 15	R: 0 E: 0 K: 0 S: 9	H: 1 LOB: 1 BB: 0 P: 15	R: 0 E: 0 K: 0 S: 6	H: 1 LOB: 1 BB: 0 P: 9	1B: 10 2B: 2 3B: 1 HR: 0	SF: 0 SAC: 1 DP: 2 HBP: 1

PITCHER		IP	WLS	BF	H	R	ER	SO	BB	IBB	HBP	BLK	WP	HR	S	P	ERA	WHIP
37 Stephen Strasburg, R ERA: 1.8	(1, 1)	5.0	L	25	8	2	1	2	1	0	1	0	0	0	58	89	1.80	1.800
13 Jerry Blevins, L ERA:	(6, 1)	1.0		3	0	0	0	1	0	0	0	0	0	0	7	13	0.00	0.000
35 Craig Stammen, R ERA: 9.0	(7, 1)	1.0		4	2	1	1	1	0	0	0	0	0	0	9	15	9.00	2.000
46 Matt Thornton, L ERA:	(8, 1)	1.0		4	1	0	0	0	0	0	0	0	0	0	9	15	0.00	1.000
36 Tyler Clippard, R ERA:	(9, 1)	1.0		4	1	0	0	0	0	0	0	0	0	0	6	9	0.00	1.000

PITCHER	IP	WLS	BF	H	R	ER	SO	BB	IBB	HBP	BLK	WP	HR	S	P	ERA	WHIP

TOP

San Francisco Giants @ Washington Nationals

Nationals Park, Washington, DC

Fri Oct 03 2014, 3:11 PM - 7:04 PM EDT

Att. 44,035 - Overcast - 70 F

livebaseballscorecards.com

AB	37
R	3
H	12
RBI	3
BB	1
SO	4
LOB	28



Batter	1	2	3	4	5	6	7	8	9	AB	R	H	RBI	BB	SO	LOB
2 Denard Span, L (1, 8)	C SI 89 B SI 90 X FC 87 1-1 ① G4-3		F FF 91 F FF 92 B FF 93 B FF 90 X FC 87 2-2 ② L9			F FF 89 B FF 90 X CH 82 1-1 ① F8	B CU 77 B SI 94 B SI 94 C SI 93 X SI 95 3-1 ③ G4-3			4	0	0	0	0	0	1
6 Anthony Rendon, R (1, 5) OBP: 0.250, SLG: 0.250	C FF 90 B SI 91 X FC 87 1-1 ② F8		C SL 82 B SL 85 C SI 91 F FF 92 X SL 84 1-2 ③ G1-3			F FF 88 D SL 83 X SI 90 1-1 ② F9		B SL 82 F SI 83 F SL 80 X FF 89 1-2 25 1B 1B		4	0	1	0	0	0	1
28 Jayson Werth, R (1, 9)	B FF 91 B FF 91 C FC 83 F FC 87 B FF 92 F FF 91 B FF 88 4-2 BB			S FC 85 F FC 86 B SI 91 F FS 87 F FF 91 B FF 91 B SL 83 C SI 91 3-3 ① K		C FC 87 D SL 84 B FC 86 B FF 88 F FC 87 F SL 82 B FF 91 4-2 25 BB BB		C SL 82 C SL 80 1 SAFE B SL 82 D SL 81 X SL 80 2-2 ① P4		2	0	0	0	2	1	1
25 Adam LaRoche, L (1, 3) OBP: 0.500, SLG: 0.333	B FF 91 1 SAFE 1 SAFE B SI 91 B SI 91 F FC 87 F FF 92 S SI 91 3-3 ③ K			B CH 83 C SI 90 B SL 82 F SI 89 F SI 88 B CH 83 F SL 82 X SI 91 3-2 ② L8		B SL 79 C SI 85 B SI 86 B SI 87 B SI 85 4-1 1-2 2-3 BB		1 SAFE B SI 87 B SI 88 C SI 87 X SI 87 2-1 34 FC3-6 1-2 1B		3	0	1	0	1	1	1
20 Ian Desmond, R (1, 6)		X FC 86 0-0 ① G6-3		C FC 87 F FF 91 B SL 83 X SI 92 1-2 ③ F9		B FF 99 S FF 98 C FF 99 S FF 100 1-3 ③ K		C FF 89 S SL 80 S SL 80 0-3 ② K		4	0	0	0	0	2	5
34 Bryce Harper, L (1, 7) OBP: 0.500, SLG: 1.250		C FF 90 B CH 82 S SI 89 B FC 88 F SL 81 B FF 92 X FF 92 3-2 ② P5			S CH 82 S CH 81 B CH 82 B FF 92 X CH 82 2-2 40 G4-6-3 1B		B FF 98 S FF 98 B CU 85 X FF 97 2-1 HR	B SI 88 F SI 89 X SI 89 1-1 ③ FC3-6 1-2f		4	1	2	1	0	0	2
40 Wilson Ramos, R (1, 2)		B FC 88 B FC 88 S FC 86 B FF 90 C FF 91 F SL 82 B FC 87 4-2 BB			X SI 91 0-0 ①② G4-6-3 1-2f		B CU 86 C SI 99 F CU 87 B FF 98 B FF 97 F FF 97 F FF 97 F FF 97 C FF 98 3-3 ① K		B SI 95 C SL 90 X SI 96 1-1 ① G1-3	3	0	0	0	1	1	1
3 Asdrúbal Cabrera, S (1, 4) OBP: 0.250, SLG: 1.000		F FF 91 B FF 92 C FC 89 F FC 89 B SI 93 S FF 92 2-3 ③ K			B SL 81 F CU 81 X CU 79 1-1 ③ P6		B CU 86 F SI 97 S CH 89 X SI 97 1-2 HR		B KC 81 B KC 82 X SI 95 2-0 ② F7	4	1	1	1	0	1	1
37 Stephen Strasburg, R (1, 1) 13 Jerry Blevins, L (6, 1) 17 Nate Schierholtz, L (6, PH) OBP: 1.000, SLG: 2.000 35 Craig Stammen, R (7, 1) 11 Ryan Zimmerman, R (7, PH) 46 Matt Thornton, L (8, 1) 36 Tyler Clippard, R (9, 1) 8 Danny Espinosa, S (9, PH)			B FF 89 C FF 89 S FC 85 B FC 85 X FC 86 2-2 ① G6-3			B FC 86 B SI 89 B FF 89 C FS 87 F FS 88 F SI 88 X FF 88 3-2 25 BB 2B	S FF 97 S CU 86 X CU 84 0-2 ② F8		X SI 96 0-0 ③ G4-3	1 0 1 0 1 0 0 1	0 0 0 0 0 0 0 0	0 0 1 0 0 0 0 0	0 0 0 0 0 0 0 0	0 0 0 0 0 0 0 0	0 0 0 0 0 0 0 0	0 0 0 0 0 0 0 0
Inning Stats	R: 0 E: 0 K: 1 S: 10 H: 0 LOB: 1 BB: 1 P: 19	R: 0 E: 0 K: 1 S: 12 H: 0 LOB: 1 BB: 1 P: 21	R: 0 E: 0 K: 0 S: 10 H: 0 LOB: 0 BB: 0 P: 15	R: 0 E: 0 K: 1 S: 13 H: 0 LOB: 0 BB: 0 P: 20	R: 0 E: 0 K: 0 S: 6 H: 1 LOB: 0 BB: 0 P: 9	R: 0 E: 0 K: 1 S: 15 H: 1 LOB: 3 BB: 2 P: 29	R: 2 E: 0 K: 1 S: 16 H: 2 LOB: 0 BB: 0 P: 25	R: 0 E: 0 K: 1 S: 13 H: 2 LOB: 2 BB: 0 P: 19	R: 0 E: 0 K: 0 S: 4 H: 0 LOB: 0 BB: 0 P: 7	1B: 3 2B: 1 3B: 0 HR: 2 SF: 0 SAC: 0 DP: 1 HBP: 0						

PITCHER		IP	WLS	BF	H	R	ER	SO	BB	IBB	HBP	BLK	WP	HR	S	P	ERA	WHIP
22 Jake Peavy, R ERA:	(1, 1)	5.2	W	21	2	0	0	3	3	0	0	0	0	0	62	104	0.00	0.882
49 Javier López, L ERA:	(6, 1)	0.0		1	0	0	0	0	1	0	0	0	0	0	1	5	∞	∞
60 Hunter Strickland, R ERA: 18.0	(6, 1)	1.0	H	5	2	2	2	2	0	0	0	0	0	2	17	24	18.00	2.000
41 Jeremy Affeldt, L ERA:	(7, 1)	0.1	H	1	0	0	0	0	0	0	0	0	0	0	2	5	0.00	0.000
54 Sergio Romo, R ERA:	(8, 1)	1.0	H	5	2	0	0	1	0	0	0	0	0	0	13	19	0.00	2.000

PITCHER		IP	WLS	BF	H	R	ER	SO	BB	IBB	HBP	BLK	WP	HR	S	P	ERA	WHIP
46 Santiago Casilla, R ERA:	(9, 1)	1.0	S	3	0	0	0	0	0	0	0	0	0	0	4	7	0.00	0.000

BOTTOM

San Francisco Giants @ Washington Nationals

Nationals Park, Washington, DC

Fri Oct 03 2014, 3:11 PM - 7:04 PM EDT

Att. 44,035 - Overcast - 70 F

livebaseballscorecards.com

AB	32
R	2
H	6
RBI	2
BB	4
SO	6
LOB	13

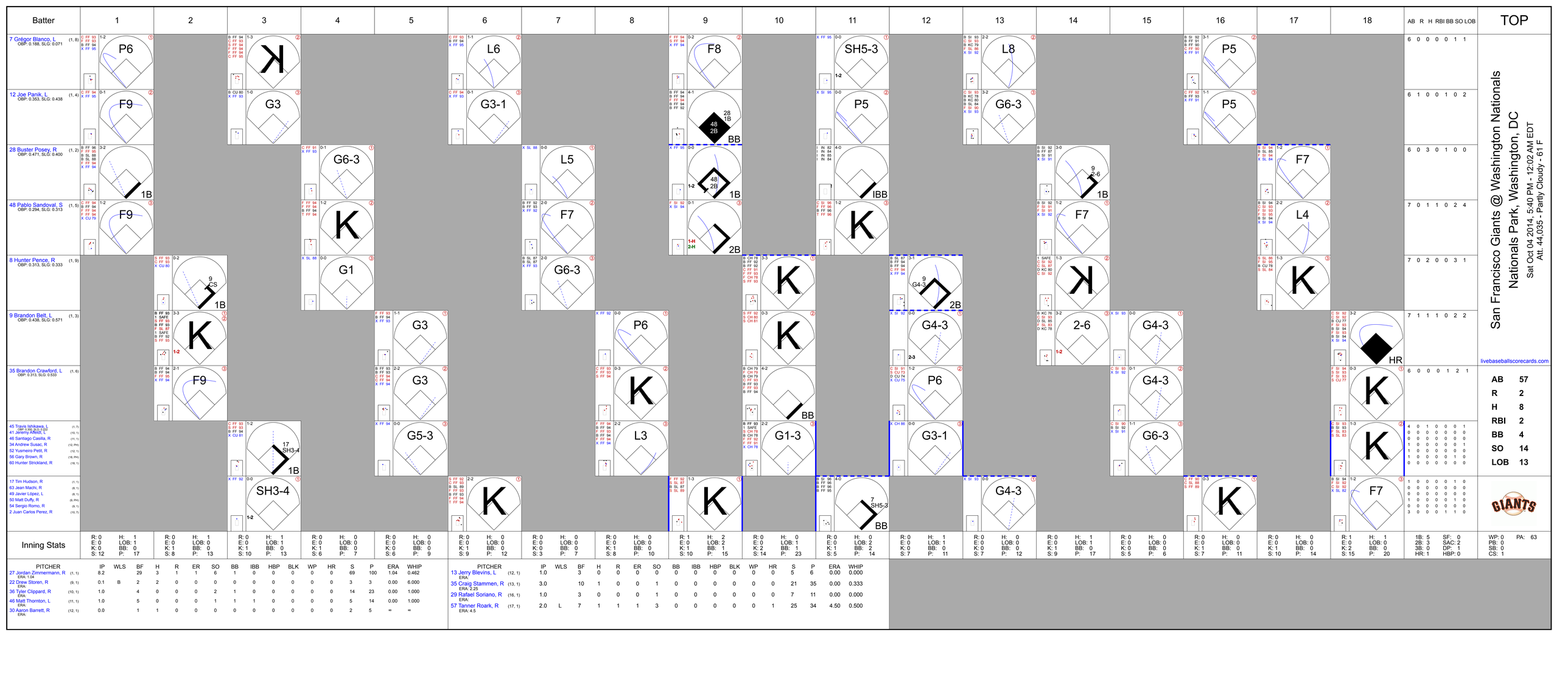
Batter
1
2
3
4
5
6
7
8
9
10
11
12
13
14
15
16
17
18
AB R H RBI BB SO LOB
TOP
7 Grégor Blanco, L (1, 8) OBP: 0.188, SLG: 0.071
P6
F9
6 0 0 0 0 1 1
12 Joe Panik, L (1, 4) OBP: 0.353, SLG: 0.438
K
G3
L6
G3-1
F8
28 1B 48 2B BB
SH5-3
P5
P5
6 1 0 0 1 0 2
28 Buster Posey, R (1, 2) OBP: 0.471, SLG: 0.400
1B
G6-3
L5
F7
IBB
9 2-6 1B
F7
6 0 3 0 1 0 0
48 Pablo Sandoval, S (1, 5) OBP: 0.294, SLG: 0.313
F9
K
F9
48 2B 1B
K
L4
7 0 1 1 0 2 4
8 Hunter Pence, R (1, 9) OBP: 0.313, SLG: 0.333
9 CS 1B
G1
G6-3
K
9 G4-3 2B
K
K
7 0 2 0 0 3 1
9 Brandon Belt, L (1, 3) OBP: 0.438, SLG: 0.571
K
G3
P6
K
G4-3
2-6
G4-3
HR
7 1 1 1 0 2 2
35 Brandon Crawford, L (1, 6) OBP: 0.313, SLG: 0.533
F9
G3
K
BB
P6
G4-3
K
6 0 0 0 1 2 1
45 Travis Ishikawa, L (1, 7)
41 Jeremy Affeldt, L (10, 1)
46 Santiago Casilla, R (11, 1)
34 Andrew Susac, R (12, PH)
52 Yusmeiro Petit, R (12, 1)
56 Gary Brown, R (18, PH)
60 Hunter Strickland, R (18, 1)
17 SH3-4 1B
G5-3
L3
G1-3
G3-1
G6-3
4 0 1 0 0 0 1
0 0 0 0 0 0 0
0 0 0 0 0 0 0
1 0 0 0 0 0 1
1 0 0 0 0 1 0
0 0 0 0 0 0 0
K
17 Tim Hudson, R (1, 1)
63 Jean Machi, R (8, 1)
49 Javier López, L (8, 1)
50 Matt Duffy, R (8, PH)
54 Sergio Romo, R (9, 1)
2 Juan Carlos Perez, R (10, 1)
SH3-4
K
K
7 SH5-3 BB
G4-3
K
F7
1 0 0 0 0 1 0
0 0 0 0 0 0 0
0 0 0 0 0 0 0
1 0 0 0 0 0 0
0 0 0 0 0 0 0
3 0 0 0 1 1 0
Inning Stats
R: 0 E: 0 K: 0 S: 12
H: 1 LOB: 1 BB: 0 P: 17
R: 0 E: 0 K: 1 S: 8
H: 1 LOB: 0 BB: 0 P: 13
R: 0 E: 0 K: 1 S: 10
H: 1 LOB: 1 BB: 0 P: 13
R: 0 E: 0 K: 1 S: 6
H: 0 LOB: 0 BB: 0 P: 7
R: 0 E: 0 K: 0 S: 6
H: 0 LOB: 0 BB: 0 P: 9
R: 0 E: 0 K: 0 S: 9
H: 0 LOB: 0 BB: 0 P: 12
R: 0 E: 0 K: 0 S: 3
H: 0 LOB: 0 BB: 0 P: 7
R: 0 E: 0 K: 1 S: 8
H: 0 LOB: 0 BB: 0 P: 10
R: 1 E: 0 K: 1 S: 10
H: 2 LOB: 2 BB: 1 P: 15
R: 0 E: 0 K: 2 S: 14
H: 0 LOB: 1 BB: 1 P: 23
R: 0 E: 0 K: 1 S: 5
H: 0 LOB: 2 BB: 2 P: 14
R: 0 E: 0 K: 1 S: 7
H: 1 LOB: 1 BB: 0 P: 11
R: 0 E: 0 K: 0 S: 7
H: 0 LOB: 0 BB: 0 P: 12
R: 0 E: 0 K: 1 S: 9
H: 1 LOB: 1 BB: 0 P: 17
R: 0 E: 0 K: 0 S: 5
H: 0 LOB: 0 BB: 0 P: 6
R: 0 E: 0 K: 1 S: 7
H: 0 LOB: 0 BB: 0 P: 11
R: 0 E: 0 K: 1 S: 10
H: 0 LOB: 0 BB: 0 P: 14
R: 1 E: 0 K: 2 S: 15
H: 1 LOB: 0 BB: 0 P: 20
1B: 5 2B: 3 3B: 0 HR: 1
SF: 0 SAC: 2 DP: 1 HBP: 0
WP: 0 PB: 0 SB: 0 CS: 1
PA: 63
PITCHER IP WLS BF H R ER SO BB IBB HBP BLK WP HR S P ERA WHIP
27 Jordan Zimmermann, R (1, 1) ERA: 1.04 8.2 29 3 1 1 6 1 0 0 0 0 0 69 100 1.04 0.462
22 Drew Storen, R (9, 1) ERA: 0.1 B 2 2 0 0 0 0 0 0 0 0 0 3 3 0.00 6.000
36 Tyler Clippard, R (10, 1) ERA: 1.0 4 0 0 0 2 1 0 0 0 0 0 14 23 0.00 1.000
46 Matt Thornton, L (11, 1) ERA: 1.0 5 0 0 0 1 1 1 0 0 0 0 5 14 0.00 1.000
30 Aaron Barrett, R (12, 1) ERA: 0.0 1 1 0 0 0 0 0 0 0 0 0 2 5 ∞ ∞
PITCHER IP WLS BF H R ER SO BB IBB HBP BLK WP HR S P ERA WHIP
13 Jerry Blevins, L (12, 1) ERA: 1.0 3 0 0 0 0 0 0 0 0 0 0 5 6 0.00 0.000
35 Craig Stammen, R (13, 1) ERA: 2.25 3.0 10 1 0 0 1 0 0 0 0 0 0 21 35 0.00 0.333
29 Rafael Soriano, R (16, 1) ERA: 1.0 3 0 0 0 1 0 0 0 0 0 0 7 11 0.00 0.000
57 Tanner Roark, R (17, 1) ERA: 4.5 2.0 L 7 1 1 1 3 0 0 0 0 0 1 25 34 4.50 0.500
San Francisco Giants @ Washington Nationals
Nationals Park, Washington, DC
Sat Oct 04 2014, 5:40 PM - 12:02 AM EDT
Att. 44,035 - Partly Cloudy - 61 F
livebaseballscorecards.com
AB 57
R 2
H 8
RBI 2
BB 4
SO 14
LOB 13
GIANTS

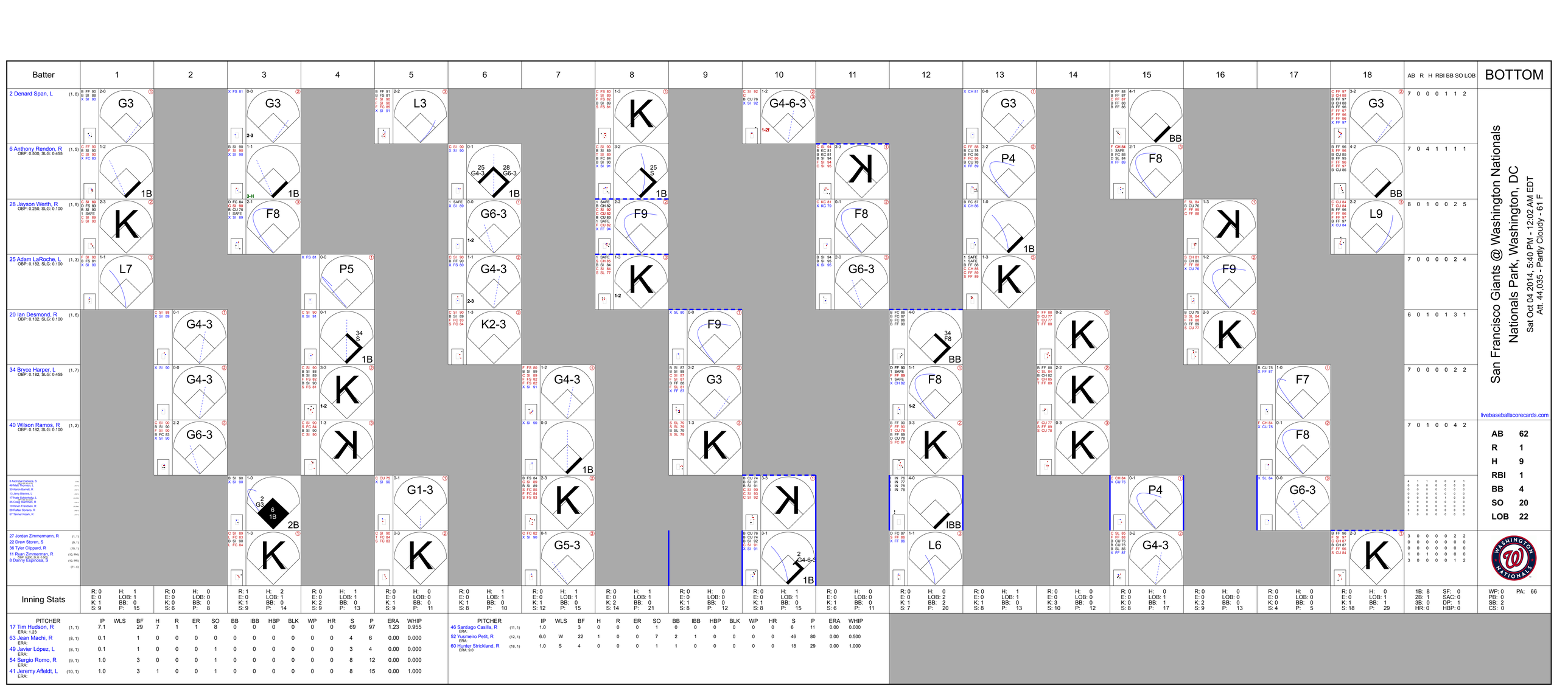
Batter
1
2
3
4
5
6
7
8
9
10
11
12
13
14
15
16
17
18
AB R H RBI BB SO LOB
BOTTOM
2 Denard Span, L (1, 8) OBP: 0.500, SLG: 0.455
6 Anthony Rendon, R (1, 5) OBP: 0.250, SLG: 0.100
28 Jayson Werth, R (1, 9) OBP: 0.182, SLG: 0.100
25 Adam LaRoche, L (1, 3) OBP: 0.182, SLG: 0.100
20 Ian Desmond, R (1, 6) OBP: 0.182, SLG: 0.100
34 Bryce Harper, L (1, 7) OBP: 0.182, SLG: 0.455
40 Wilson Ramos, R (1, 2) OBP: 0.182, SLG: 0.100
3 Asdrúbal Cabrera, S
45 Matt Thornton, L
30 Aaron Barrett, R
13 Jerry Blevins, L
17 Nate Schierholtz, L
36 Craig Stammen, R
19 Kevin Frandsen, R
29 Rafael Soriano, R
57 Tanner Roark, R
27 Jordan Zimmermann, R (1, 1)
22 Drew Storen, S (9, 1)
36 Tyler Clippard, R (10, 1)
11 Ryan Zimmerman, R (10, PH)
8 Danny Espinosa, S (10, PR)
(11, 4)
Inning Stats
PITCHER IP WLS BF H R ER SO BB IBB HBP BLK WP HR S P ERA WHIP
17 Tim Hudson, R (1, 1) 7.1 29 7 1 1 8 0 0 0 0 0 0 69 97 1.23 0.955
ERA: 1.23
63 Jean Machi, R (8, 1) 0.1 1 0 0 0 0 0 0 0 0 0 0 4 6 0.00 0.000
49 Javier López, L (8, 1) 0.1 1 0 0 0 1 0 0 0 0 0 0 3 4 0.00 0.000
54 Sergio Romo, R (9, 1) 1.0 3 0 0 0 1 0 0 0 0 0 0 8 12 0.00 0.000
41 Jeremy Affeldt, L (10, 1) 1.0 3 1 0 0 1 0 0 0 0 0 0 8 15 0.00 0.000
ERA:
PITCHER IP WLS BF H R ER SO BB IBB HBP BLK WP HR S P ERA WHIP
46 Santiago Casilla, R (11, 1) 1.0 3 0 0 0 1 0 0 0 0 0 0 6 11 0.00 0.000
ERA:
52 Yusmeiro Petit, R (12, 1) 6.0 W 22 1 0 0 7 2 1 0 0 0 0 46 80 0.00 0.500
ERA:
60 Hunter Strickland, R (18, 1) 1.0 S 4 0 0 0 1 1 0 0 0 0 0 18 29 0.00 1.000
ERA: 9.0
San Francisco Giants @ Washington Nationals
Nationals Park, Washington, DC
Sat Oct 04 2014 - 5:40 PM - 12:02 AM EDT
Att. 44,035 - Partly Cloudy - 61 F
livebaseballscorecards.com
AB 62
R 1
H 9
RBI 1
BB 4
SO 20
LOB 22
1B: 8 SF: 0
2B: 1 SAC: 0
3B: 0 DP: 1
HR: 0 HBP: 0
WP: 0 PA: 66
PB: 0
SB: 2
CS: 0

Batter	1	2	3	4	5	6	7	8	9	AB	R	H	RBI	BB	SO	LOB
2 Denard Span, L (1, 8) OBP: 0.188, SLG: 0.133	B FF 94 C FF 93 F FF 94 F FF 94 B CU 80 F FF 94 S FF 95 2-3 ① **K**		C FC 89 B FF 94 S FF 93 X FF 94 1-2 6 1B 1B			C CU 77 C FC 88 B FF 94 X FF 94 1-2 1B	X FF 93 0-0 ② P6			4	0	2	0	0	1	1
6 Anthony Rendon, R (1, 5) OBP: 0.500, SLG: 0.467	B FF 93 X FF 94 1-0 1B		B FC 87 C FC 87 X FC 86 1-1 **1-2** 1B			1 SAFE C FC 86 X FC 86 0-1 ① F7	X FF 93 0-0 ③ G6-3			4	0	2	0	0	0	2
28 Jayson Werth, R (1, 9) OBP: 0.188, SLG: 0.071	B FC 86 C FC 87 B FF 92 C FC 87 1 SAFE S FF 94 2-3 ② **K**		F FF 93 F FF 94 D CU 79 D CU 78 X FC 85 2-2 ③ G4-3			C FF 90 F FC 87 B FF 92 1 SAFE X FF 94 1-2 ② F8		C CU 80 C SI 93 B CH 88 S CH 88 1-3 ① **K**		4	0	0	0	0	2	4
25 Adam LaRoche, L (1, 3) OBP: 0.133, SLG: 0.071	S FC 86 B FF 95 B FC 88 X FF 94 2-1 ③ F8			B FC 86 C FF 93 B FF 93 S FC 89 S FC 89 2-3 ① **K**		B FC 85 X FF 92 1-0 ③ F8		X SI 93 0-0 ② G3		4	0	0	0	0	1	2
20 Ian Desmond, R (1, 6) OBP: 0.200, SLG: 0.143		C FF 93 X CH 84 0-1 ① G5-3		X FC 88 0-0 ② L8			C FF 93 X FF 93 0-1 40 SH 34 BB 40 E 1B	B SI 94 F SI 94 X CH 85 1-1 ③ F9		4	1	1	0	0	0	0
34 Bryce Harper, L (1, 7) OBP: 0.267, SLG: 0.643		X FF 94 0-0 ② L1-6-3		C FF 94 F FC 90 C FC 88 0-3 ③ K			B FC 86 B FC 85 B FC 86 C FF 93 B FC 88 4-1 **1-2** 40 E 40 E BB		C CH 84 B FF 93 X FF 94 1-1 HR	3	2	1	1	1	1	0
40 Wilson Ramos, R (1, 2) OBP: 0.143, SLG: 0.077		B FF 93 B FF 94 S FC 87 F FF 94 S CU 79 2-3 ③ **K**			B FC 86 F FF 92 S CU 78 B CU 78 X CU 79 2-2 ① G6-3		C FC 85 B FC 87 C FF 92 X FC 88 1-2 **1-H** **2-H** SH 3 1B		S CU 84 X CU 84 0-1 ① L8	3	1	0	0	0	1	0
3 Asdrúbal Cabrera, S (1, 4) OBP: 0.250, SLG: 0.583			B FF 94 X FF 94 1-0 ① L8		B FF 93 C FF 93 B FF 93 X FC 88 2-1 ② G1-3		B FF 91 X FC 88 1-0 **2-H** 1B		S CH 88 B CH 88 C FF 91 B FF 93 X FF 93 2-2 ② L9	4	0	1	1	0	0	0
58 Doug Fister, L (1, 1) 36 Tyler Clippard, R (8, 1) 17 Nate Schierholtz, L (9, PH) OBP: 1.000, SLG: 2.000 11 Ryan Zimmerman, R (9, PH) OBP: 0.333, SLG: 0.333 22 Drew Storen, S (9, 1)			C FF 93 B FF 94 S FF 93 S FF 94 1-3 ② **K**		C FF 94 X FF 94 0-1 ③ P6		X FF 91 0-0 ① B5		C CH 87 S CU 75 X SI 90 0-2 ③ G1-3	3 0 0 1 0	0 0 0 0 0	0 0 0 0 0	0 0 0 0 0	0 0 0 0 0	1 0 0 0 0	1 0 0 0 0
Inning Stats	R: 0 E: 0 K: 2 S: 11 H: 1 LOB: 1 BB: 0 P: 18	R: 0 E: 0 K: 1 S: 6 H: 0 LOB: 0 BB: 0 P: 8	R: 0 E: 0 K: 1 S: 12 H: 2 LOB: 2 BB: 0 P: 18	R: 0 E: 0 K: 2 S: 7 H: 0 LOB: 0 BB: 0 P: 9	R: 0 E: 0 K: 0 S: 7 H: 0 LOB: 0 BB: 0 P: 11	R: 0 E: 0 K: 0 S: 9 H: 1 LOB: 1 BB: 0 P: 12	R: 3 E: 1 K: 0 S: 10 H: 2 LOB: 1 BB: 1 P: 16	R: 0 E: 0 K: 1 S: 6 H: 0 LOB: 0 BB: 0 P: 8	R: 1 E: 0 K: 0 S: 10 H: 1 LOB: 0 BB: 0 P: 13	1B: 6 2B: 0 3B: 0 HR: 1 SF: 0 SAC: 1 DP: 0 HBP: 0						

PITCHER		IP	WLS	BF	H	R	ER	SO	BB	IBB	HBP	BLK	WP	HR	S	P	ERA	WHIP
40 Madison Bumgarner, L ERA: 1.13	(1, 1)	7.0	L	29	6	3	2	6	1	0	0	0	0	0	62	92	2.57	1.000
63 Jean Machi, R ERA: 4.5	(8, 1)	1.2		6	1	1	1	1	0	0	0	0	0	1	13	18	5.40	0.600
41 Jeremy Affeldt, L ERA:	(9, 1)	0.1		1	0	0	0	0	0	0	0	0	0	0	3	3	0.00	0.000

PITCHER	IP	WLS	BF	H	R	ER	SO	BB	IBB	HBP	BLK	WP	HR	S	P	ERA	WHIP

TOP

Washington Nationals @ San Francisco Giants
AT&T Park, San Francisco, CA
Mon Oct 06 2014, 2:13 PM - 4:57 PM PDT
Att. 43,627 - Sunny - 77 F

livebaseballscorecards.com

AB	34
R	4
H	7
RBI	2
BB	1
SO	7
LOB	10

BOTTOM

Washington Nationals @ San Francisco Giants
AT&T Park, San Francisco, CA
Mon Oct 06 2014, 2:13 PM - 4:57 PM PDT
Att. 43,627 - Sunny - 77 F

livebaseballscorecards.com

Batter	1	2	3	4	5	6	7	8	9	AB	R	H	RBI	BB	SO	LOB
7 Grégor Blanco, L (1, 8) OBP: 0.150, SLG: 0.056	C SI 88 B SI 87 X SI 88 1-1 B1-3 ①		S FF 86 F SI 88 B SI 87 F CH 78 X SI 89 1-2 G6-3 ①		X SI 89 0-0 F7 ②			C CH 80 X CH 80 0-1 L3 ①		4	0	0	0	0	0	1
12 Joe Panik, L (1, 4) OBP: 0.286, SLG: 0.350	B SI 87 B FC 84 C SI 88 B SI 89 F FF 86 F FC 86 F SI 89 X FC 83 3-2 G4-3 ②		B FC 83 X SI 88 1-0 G4-3 ②		C CH 78 X CH 79 0-1 G3 ③			B FF 93 C FF 92 B FF 92 B CH 80 F FF 91 F CH 81 X FF 92 3-2 G4-3 ②		4	0	0	0	0	0	1
28 Buster Posey, R (1, 2) OBP: 0.429, SLG: 0.368	B SI 89 F SI 89 S FC 81 B FF 89 X SI 90 2-2 F9 ③		B SI 88 F FF 88 C SI 88 B FC 83 X SI 90 2-2 1B			C SI 89 F FC 83 B CH 79 S CU 73 1-3 K ①		B CH 78 X FF 92 1-0 G6-3 ③		4	0	1	0	0	1	0
48 Pablo Sandoval, S (1, 5) OBP: 0.333, SLG: 0.350		C SI 87 B FC 82 B SI 88 B SI 89 X SI 90 3-1 45 BB 9 BB 1B	X CH 79 0-0 G4-3 ③			C SI 88 X FC 81 0-1 F8 ②			B SI 91 B FF 92 F FF 92 X FF 92 2-1 8 2B 35 SF9 1B	4	1	2	0	0	0	1
8 Hunter Pence, R (1, 9) OBP: 0.300, SLG: 0.368		C FF 89 X SI 89 0-1 F7 ①		C FC 81 C SI 89 B FC 82 B SI 89 X SI 91 2-2 G6-3 ①		C CU 74 X CH 76 0-1 P3 ③			C FF 93 X SL 83 0-1 1-3 2B	4	0	1	0	0	0	1
9 Brandon Belt, L (1, 3) OBP: 0.500, SLG: 0.588		C SI 90 B FF 90 B FC 87 F SI 88 B SI 90 B SI 90 4-2 45 BB 1-2 BB		B SI 90 X CH 81 1-0 35 CS 1B			B SI 88 F SI 87 S CU 73 X CH 78 1-2 35 G4-3 1B		B SL 80 B SI 92 F FF 93 F SI 93 C SL 84 2-3 K ①	3	0	2	0	1	1	2
35 Brandon Crawford, L (1, 6) OBP: 0.250, SLG: 0.444		F SI 90 X SI 90 0-1 F7 ②		B SI 90 S CH 80 F CH 79 B SI 88 C CU 73 2-3 K ② ③ 1-2			B SI 86 X SI 88 1-0 G4-3 ① 1-2		X SI 94 0-0 SF9 ② 3-H	3	0	0	1	0	1	4
45 Travis Ishikawa, L (1, 7) OBP: 0.286, SLG: 0.167		S SI 90 F FC 87 B FC 85 B SI 89 F FC 86 B SI 90 B FF 91 4-2 1-2 2-3 BB			X SI 87 0-0 F8 ①		F SI 87 X FC 82 0-1 L7 ②		F FF 93 X CH 88 0-1 G6-3 ③	3	0	0	0	1	0	2
40 Madison Bumgarner, R (1, 1) 50 Matt Duffy, R (7, PH) 63 Jean Machi, R (8, 1) 41 Jeremy Affeldt, L (9, 1)		B SI 90 C FF 90 S FC 86 F FC 84 S SI 90 1-3 K ③			F SI 88 B SI 88 B FF 90 S CH 80 B FC 83 F SI 91 B CU 72 4-2 BB		C FC 82 F FC 82 D CU 74 X SI 90 1-2 G4-3 ③			1 1 0 0	0 0 0 0	0 0 0 0	0 0 0 0	1 0 0 0	1 0 0 0	3 1 0 0

Inning Stats	1	2	3	4	5	6	7	8	9
	R: 0 E: 0 K: 0 S: 10	H: 0 LOB: 0 BB: 0 P: 16	R: 0 E: 0 K: 1 S: 15	H: 1 LOB: 3 BB: 2 P: 27	R: 0 E: 0 K: 0 S: 9	H: 1 LOB: 1 BB: 0 P: 13	R: 0 E: 0 K: 1 S: 7	H: 1 LOB: 0 BB: 0 P: 12	R: 0 E: 0 K: 0 S: 7	H: 0 LOB: 1 BB: 1 P: 11	R: 0 E: 0 K: 1 S: 7	H: 0 LOB: 0 BB: 0 P: 8	R: 0 E: 0 K: 0 S: 9	H: 1 LOB: 1 BB: 0 P: 12	R: 0 E: 0 K: 0 S: 7	H: 0 LOB: 0 BB: 0 P: 11	R: 1 E: 0 K: 1 S: 10	H: 2 LOB: 1 BB: 0 P: 14

1B: 5	SF: 1	WP: 0
2B: 1	SAC: 0	PB: 0
3B: 0	DP: 0	SB: 0
HR: 0	HBP: 0	CS: 1

PA: 35

PITCHER		IP	WLS	BF	H	R	ER	SO	BB	IBB	HBP	BLK	WP	HR	S	P	ERA	WHIP
58 Doug Fister, R ERA:	(1, 1)	7.0	W	27	4	0	0	3	3	0	0	0	0	0	64	99	0.00	1.000
36 Tyler Clippard, R ERA:	(8, 1)	1.0	H	3	0	0	0	0	0	0	0	0	0	0	7	11	0.00	0.000
22 Drew Storen, R ERA: 6.75	(9, 1)	1.0		5	2	1	1	1	0	0	0	0	0	0	10	14	9.00	2.000

PITCHER	IP	WLS	BF	H	R	ER	SO	BB	IBB	HBP	BLK	WP	HR	S	P	ERA	WHIP

Batter	1	2	3	4	5	6	7	8	9	AB	R	H	RBI	BB	SO	LOB
2 Denard Span, L (1, 8) OBP: 0.150, SLG: 0.105	C SI 93 F SI 94 B FF 94 C FF 91 1-3 ① K		B CH 86 X FF 93 1-0 ③ L7		C CU 76 F CU 76 B FF 90 B FF 89 X CU 79 2-2 ③ G3			C FF 89 B SI 89 X SI 89 1-1 ① F8		4	0	0	0	0	1	2
6 Anthony Rendon, R (1, 5) OBP: 0.400, SLG: 0.368	B FF 95 B FF 94 C FF 94 B FF 94 X FF 94 3-1 ② L8			C CU 78 B SI 91 F FF 90 B CH 84 B CH 85 F FF 93 S FF 91 3-3 ① K		X SL 89 0-0 ① L9		C SL 84 C SL 82 B SL 81 X SL 81 1-2 ② F8		4	0	0	0	0	1	0
28 Jayson Werth, R (1, 9) OBP: 0.200, SLG: 0.059	C FF 94 B FF 92 B FF 94 C FF 94 B FF 94 F FF 94 B FF 94 4-2 BB			B FF 93 C FF 93 B FF 94 C FF 93 F FF 93 B CH 85 X SI 92 3-2 ② P2		C FF 89 C CU 78 X FF 91 0-2 ② F9		C FF 90 X SL 79 0-1 ③ P3		3	0	0	0	1	0	0
25 Adam LaRoche, L (1, 3) OBP: 0.105, SLG: 0.056	C SI 92 B CH 86 B FF 91 B CH 86 S SI 94 X FF 93 3-2 ③ F7			B SI 92 X FF 93 1-0 ③ F7		S SL 79 F SI 86 F SI 87 X SL 80 0-2 ③ F8			C SI 94 X SI 94 0-1 ① F8	4	0	0	0	0	0	1
20 Ian Desmond, R (1, 6) OBP: 0.211, SLG: 0.167		C FF 91 F FF 92 B FF 93 X CU 79 1-2 ① F7			X FF 92 0-0 34 2B 1B		C FF 96 B CU 87 X FF 96 1-1 ① F9		F SI 95 B SI 95 F SI 95 S KC 82 1-3 ② K	4	1	1	0	0	1	0
34 Bryce Harper, L (1, 7) OBP: 0.368, SLG: 0.882		X CH 86 0-0 ② F8			B SL 87 F FF 90 S CU 76 B FF 91 B SL 89 X SL 88 3-2 1-H 2B		B CH 88 B FF 98 F FF 97 B CH 88 X FF 96 3-1 HR		F SI 95 S KC 82 B KC 81 B KC 82 B KC 82 F KC 80 B KC 83 4-2 BB	3	1	2	2	1	0	0
40 Wilson Ramos, R (1, 2) OBP: 0.167, SLG: 0.118		F FF 92 X SI 92 0-1 ③ G6-3			X SI 91 0-0 ① P6		B FF 100 X CU 86 1-0 1B		B SI 96 F SI 94 1 SAFE B FF 95 X SI 95 2-1 ③ G4-3	4	0	1	0	0	0	2
3 Asdrúbal Cabrera, S (1, 4) OBP: 0.200, SLG: 0.467			B FF 92 S SI 93 B FF 93 C SI 93 S FF 94 2-3 ① K		F CU 76 X CU 74 0-1 ② G6-3		B FF 97 F FF 97 C FF 96 B FF 97 F FF 97 C CH 89 2-3 ② K			3	0	0	0	0	2	2
47 Gio González, R (1, 1)			C SL 91 B CU 78 F FF 91 S CU 79 1-3 ② K		C CU 76 B FF 90 F SL 88 B FF 90 B SL 88 D CU 77 4-2 BB		C CU 84 T FF 96 X FF 98 0-2 ③ F7			1	0	0	0	0	1	0
17 Nate Schierholtz, L (5, PH) OBP: 1.000, SLG: 2.000										0	0	0	0	1	0	0
57 Tanner Roark, R (5, 1)										0	0	0	0	0	0	0
13 Jerry Blevins, L (5, 1)										0	0	0	0	0	0	0
11 Ryan Zimmerman, R (7, PH) OBP: 0.250, SLG: 0.250										1	0	0	0	0	0	1
46 Matt Thornton, L (7, 1)										0	0	0	0	0	0	0
30 Aaron Barrett, R (7, 1)										0	0	0	0	0	0	0
29 Rafael Soriano, R (7, 1)										0	0	0	0	0	0	0
Inning Stats	R: 0 E: 0 K: 1 S: 11 H: 0 LOB: 1 BB: 1 P: 22	R: 0 E: 0 K: 0 S: 6 H: 0 LOB: 0 BB: 0 P: 7	R: 0 E: 0 K: 2 S: 7 H: 0 LOB: 0 BB: 0 P: 11	R: 0 E: 0 K: 1 S: 9 H: 0 LOB: 0 BB: 0 P: 16	R: 1 E: 0 K: 0 S: 12 H: 2 LOB: 2 BB: 1 P: 21	R: 0 E: 0 K: 0 S: 8 H: 0 LOB: 0 BB: 0 P: 8	R: 1 E: 0 K: 1 S: 12 H: 2 LOB: 1 BB: 0 P: 19	R: 0 E: 0 K: 0 S: 7 H: 0 LOB: 0 BB: 0 P: 9	R: 0 E: 0 K: 1 S: 10 H: 0 LOB: 1 BB: 1 P: 17	1B: 2 2B: 1 3B: 0 HR: 1 SF: 0 SAC: 0 DP: 0 HBP: 0						

PITCHER		IP	WLS	BF	H	R	ER	SO	BB	IBB	HBP	BLK	WP	HR	S	P	ERA	WHIP
32 Ryan Vogelsong, R ERA: 1.59	(1, 1)	5.2		21	2	1	1	4	2	0	0	0	0	0	49	81	1.59	0.706
49 Javier López, L ERA:	(6, 1)	0.1	H	1	0	0	0	0	0	0	0	0	0	0	4	4	0.00	0.000
60 Hunter Strickland, R ERA: 9.0	(7, 1)	1.0	W	5	2	1	1	1	0	0	0	0	0	1	12	19	9.00	2.000
54 Sergio Romo, R ERA:	(8, 1)	1.0	H	3	0	0	0	0	0	0	0	0	0	0	7	9	0.00	0.000
46 Santiago Casilla, R ERA:	(9, 1)	1.0	S	4	0	0	0	1	1	0	0	0	0	0	10	17	0.00	1.000

PITCHER	IP	WLS	BF	H	R	ER	SO	BB	IBB	HBP	BLK	WP	HR	S	P	ERA	WHIP

TOP

Washington Nationals @ San Francisco Giants
AT&T Park, San Francisco, CA

Tue Oct 07 2014, 6:09 PM - 9:23 PM PDT
Att. 43,464 - Cloudy - 65 F

livebaseballscorecards.com

AB	31
R	2
H	4
RBI	2
BB	3
SO	6
LOB	8

WP: 0 PA: 34
PB: 0
SB: 0
CS: 0

Batter	1	2	3	4	5	6	7	8	9	AB	R	H	RBI	BB	SO	LOB
7 Grégor Blanco, L (1, 8) OBP: 0.200, SLG: 0.091	C SI 91 B FF 92 F FF 93 B SI 93 X FF 93 2-2 ① F7	B SI 93 B FF 94 B FF 93 B FF 92 4-0 12 G3-1 BB 1-2 2-3 3-H			B SI 93 F SI 93 B SI 94 X SI 93 2-1 28 F8 12 1B 1B		X FF 96 0-0 ① B5-3	C CU 77 B FF 93 S FF 93 X FF 93 1-2 ③ G3		4	0	1	1	1	0	1
12 Joe Panik, L (1, 4) OBP: 0.320, SLG: 0.375	C FF 94 X FF 93 0-1 ② G4-3	C CU 76 T SI 92 X SI 94 0-2 ② G3-1 1-2 2-3 3-H			1 SAFE C SI 94 B SI 93 1 SAFE 1 SAFE X SI 93 1-1 8 FC3 1B 1-2		C SL 84 X FF 96 0-1 8 BB 28 1B 48 WP 1B			4	1	2	1	0	0	2
28 Buster Posey, R (1, 2) OBP: 0.440, SLG: 0.391	B FF 94 S CH 82 X FF 94 1-1 8 1B 1B	X CH 84 0-0 ③ G5-3			C SL 86 S SL 85 B SI 94 B SL 87 X SI 94 2-2 ① F8 2-3		B SI 96 X SI 96 1-0 48 WP 8 BB 48 IBB 1-2 1B			4	0	2	0	0	0	4
8 Hunter Pence, R (1, 9) OBP: 0.333, SLG: 0.364	D SI 94 X FF 92 1-0 1-2 1B		B SI 92 C CH 84 F FF 94 X FF 93 1-2 ① P5		X SI 94 0-0 FC3 1-2		B SI 94 B SI 92 B SI 92 C SI 92 S FF 94 F FF 94 B SI 94 4-2 48 IBB 48 WP 1-2 2-3 BB			3	0	1	0	1	0	2
48 Pablo Sandoval, S (1, 5) OBP: 0.320, SLG: 0.304	B SI 94 F CH 85 X CH 85 1-1 ③ F9		B CU 78 C CH 85 T FF 93 X CU 80 1-2 ② G3-1		B SI 94 B SI 93 X CH 83 2-0 ② F3		B FF 94 C SL 84 D FF 93 B FF 93 I 4-1 ② 1-3 2-H 3-H IBB			3	0	0	0	1	0	5
9 Brandon Belt, L (1, 3) OBP: 0.417, SLG: 0.476		X FF 92 0-0 ① P3	B FF 94 X FF 93 1-0 ③ F8		C CU 72 B SI 93 C SI 92 S CU 74 1-3 ③ K		X FF 91 0-0 ③ L7			4	0	0	0	0	1	5
35 Brandon Crawford, L (1, 6) OBP: 0.292, SLG: 0.455		B FF 94 C FF 94 C FF 94 B CU 80 X FF 94 2-2 32 1B 2 E 7 BB 1B		F FF 92 B CU 79 T FF 92 X CU 80 1-2 ① G3-1		S SI 91 B CU 74 B SI 91 X SI 91 2-1 ① G1-3		B FF 90 F FF 91 B FF 92 B FF 90 X FF 90 3-1 45 G3 2 SH1-4 1B		4	1	2	0	0	0	0
2 Juan Carlos Perez, R (1, 7)		C FF 93 F CH 83 B FF 92 X CU 79 1-2 FC1 7 BB 32 1B 12 G3-1 1-2		B SI 93 C SI 93 X FF 92 1-1 ② F8		S CH 85 C CH 83 B SI 91 X CH 84 1-2 ② F9		X FF 91 0-0 ① SH1-4 1-2		3	1	0	0	0	0	1
32 Ryan Vogelsong, R (1, 1) OBP: 0.500, SLG: 0.500 49 Javier López, L (6, 1) 50 Matt Duffy, R (6, PH) 60 Hunter Strickland, R (7, 1) 54 Sergio Romo, R (8, 1) 45 Travis Ishikawa, L (8, PH) OBP: 0.267, SLG: 0.154 46 Santiago Casilla, R (9, 1)		B SI 92 X FF 91 1-0 12 G3-1 7 BB 1-2 2-3 1B		S SI 93 C SI 93 S FF 93 0-3 ③ K		S CH 84 X CH 85 0-1 ③ G6-3		B FF 92 B CU 77 B FF 92 X FF 92 3-0 ② G3 2-3		2 0 1 0 0 1	0 0 0 0 0 0	1 0 0 0 0 0	0 0 0 0 0 1	1 0 0 0 0 0	0 0 0 0 0 1	0 0 0 0 0 0
Inning Stats	R: 0 E: 0 K: 0 S: 10 H: 2 LOB: 2 BB: 0 P: 15	R: 2 E: 1 K: 0 S: 12 H: 2 LOB: 2 BB: 1 P: 20	R: 0 E: 0 K: 0 S: 7 H: 0 LOB: 0 BB: 0 P: 10	R: 0 E: 0 K: 1 S: 8 H: 0 LOB: 0 BB: 0 P: 10	R: 0 E: 0 K: 1 S: 12 H: 2 LOB: 3 BB: 0 P: 20	R: 0 E: 0 K: 0 S: 7 H: 0 LOB: 0 BB: 0 P: 10	R: 1 E: 0 K: 0 S: 9 H: 2 LOB: 2 BB: 2 P: 18	R: 0 E: 0 K: 0 S: 7 H: 1 LOB: 1 BB: 0 P: 14		1B: 9 2B: 0 3B: 0 HR: 0 SF: 0 SAC: 1 DP: 0 HBP: 0						

PITCHER		IP	WLS	BF	H	R	ER	SO	BB	IBB	HBP	BLK	WP	HR	S	P	ERA	WHIP
47 Gio González, L ERA:	(1, 1)	4.0		18	4	2	0	1	1	0	0	0	0	0	37	55	0.00	1.250
57 Tanner Roark, R ERA: 3.38	(5, 1)	0.2		5	2	0	0	0	0	0	0	0	0	0	9	16	0.00	3.000
13 Jerry Blevins, L ERA:	(5, 1)	1.1		4	0	0	0	1	0	0	0	0	0	0	10	14	0.00	0.000
46 Matt Thornton, L ERA: 3.86	(7, 1)	0.1	L	3	2	1	1	0	0	0	0	0	0	0	4	5	27.00	6.000
30 Aaron Barrett, R ERA:	(7, 1)	0.1		2	0	0	0	0	1	1	0	0	1	0	4	12	0.00	3.000

PITCHER		IP	WLS	BF	H	R	ER	SO	BB	IBB	HBP	BLK	WP	HR	S	P	ERA	WHIP
29 Rafael Soriano, R ERA:	(7, 1)	1.1		5	1	0	0	0	0	0	0	0	0	0	8	15	0.00	0.750

BOTTOM

Washington Nationals @ San Francisco Giants
AT&T Park, San Francisco, CA
Tue Oct 07 2014, 6:09 PM - 9:23 PM PDT
Att. 43,464 - Cloudy - 65 F

livebaseballscorecards.com

AB	33
R	3
H	9
RBI	2
BB	3
SO	2
LOB	21

WP: 1 PA: 37
PB: 0
SB: 0
CS: 0