Washington Nationals - 2016

Batter	1	2	3	4	5	6	7	8	9	AB	R	H	RBI	BB	SO	LOB
7 Trea Turner, R (1, 6)	S S S 0-3 ① K		X 0-0 ① L7		S S S 0-3 ② K		X 0-0 ① 22 WP 65 1B 63 G4-3 2-3 1B	X 0-0 ③ G4-3		2	0	0	0	0	1	0
2 Brendan Ryan, R (5, PH) (5, 6) OBP: 0.333, SLG: 0.333										3	1	1	0	0	1	2
1 Wilmer Difo, S (1, 4) OBP: 0.500, SLG: 0.500	X 0-0 ② P6		X 0-0 32 E 21 E 1B		X 0-0 ③ F8		X 0-0 63 G4-3 22 WP 1-2 3-H 1B		X 0-0 ① G5-3	2	1	1	0	0	0	0
65 Christopher Bostick, R (5, PH) OBP: 0.333, SLG: 0.333 (5, 4)										3	0	1	1	0	0	0
21 Matthew den Dekker, L (1, 9)	X 0-0 ③ G4-3		X 0-0 FC4 32 E 1-2			X 0-0 ① F8	B X 1-0 ① G4-3 1-2 2-3		X 0-0 1B	2	0	0	0	0	0	1
22 Logan Schafer, L (5, 9) OBP: 0.333, SLG: 0.333										3	0	1	0	0	0	2
32 Tyler Moore, R (1, 3)		S S S 0-3 ① K	B 1 SAFE X 1-0 ② F7 1-2 2-H			X 0-0 4 BB 5 1B 1B	X 0-0 ② G4-3 2-3 3-H		X 0-0 ② F9	2	0	0	0	0	1	1
63 Matt Skole, L (5, 3) OBP: 0.333, SLG: 0.333										3	0	1	1	0	0	2
3 Michael Taylor, R (1, 8) OBP: 0.500, SLG: 0.500		X 0-0 68 FC5-4 14 S 1B	S S S 0-3 ③ K			B B B B 4-0 5 1B 16 HR 1-2 BB	X 0-0 ③ F9		S S S 0-3 ③ K	2	0	1	0	0	1	1
4 Tony Campana, L (5, 8)										2	1	0	0	1	1	2
14 Chris Heisey, R (1, 7)		B B B B 4-0 68 FC5-4 1-2 BB		X 0-0 ① F9		X 0-0 ② 16 HR 1-3 2-H 1B		X 0-0 ① G5-3		1	0	0	0	1	0	0
5 Reed Johnson, R (5, 7) OBP: 0.500, SLG: 0.500										2	1	1	0	0	0	0
68 Jason Martinson, R (1, 5)		X 0-0 ② FC5-4 59 BB 1-2f 2-3		S S S 0-3 ② K		B B C C X 2-2 1-H 3-H HR		X 0-0 29 S 1B		2	0	0	0	0	1	2
16 Scott Sizemore, R (5, 5) OBP: 1.000, SLG: 2.500										2	1	2	3	0	0	0
59 Jose Lobaton, S (1, 2)		B B B B 4-0 1-2 BB		X 0-0 ③ F8		X 0-0 ③ G1-3		B X 1-0 ② L9 1-2		1	0	0	0	1	0	0
29 Pedro Severino, R (5, 2)										2	0	0	0	0	0	1
64 Spencer Kieboom, R (1, 10)		S S S 0-3 ③ K			S S S 0-3 ① K		X 0-0 2 1B 65 1B 2B	B B B B 4-0 BB		2	0	0	0	0	2	3
23 Jhonatan Solano, R (7, PH) OBP: 1.000, SLG: 2.000 (7, 10)										1	1	1	0	1	0	0

TOP

Washington Nationals @ Tampa Bay Rays

Charlotte Sports Park, Port Charlotte, FL

Wed Mar 02 2016, 1:07 PM - 4:12 PM EST

Att. 4,432 - Sunny - 79 F

livebaseballscorecards.com

	AB	R	H	RBI	BB	SO	LOB
	37	6	10	5	4	8	17

Inning Stats	1	2	3	4	5	6	7	8	9
	R: 0 E: 0 K: 1 S: 5 H: 0 LOB: 0 BB: 0 P: 5	R: 0 E: 0 K: 2 S: 8 H: 1 LOB: 3 BB: 2 P: 16	R: 1 E: 2 K: 1 S: 7 H: 1 LOB: 1 BB: 0 P: 8	R: 0 E: 0 K: 1 S: 5 H: 0 LOB: 0 BB: 0 P: 5	R: 0 E: 0 K: 2 S: 7 H: 0 LOB: 0 BB: 0 P: 7	R: 3 E: 0 K: 0 S: 7 H: 3 LOB: 0 BB: 1 P: 13	R: 2 E: 0 K: 0 S: 6 H: 3 LOB: 1 BB: 0 P: 7	R: 0 E: 0 K: 0 S: 4 H: 1 LOB: 2 BB: 1 P: 9	R: 0 E: 0 K: 1 S: 6 H: 1 LOB: 1 BB: 0 P: 6

	1B	SF	WP	PA
	8	0	1	41
	2B: 1	SAC: 0	PB: 0	
	3B: 0	DP: 0	SB: 2	
	HR: 1	HBP: 0	CS: 0	

PITCHER		IP	WLS	BF	H	R	ER	SO	BB	IBB	HBP	BLK	WP	HR	S	P	ERA	WHIP
23 Jake Odorizzi, R	(1, 1)	1.0		3	0	0	0	1	0	0	0	0	0	0	5	5	0.00	0.000
ERA:																		
59 Andrew Bellatti, R	(2, 1)	1.0		6	1	0	0	2	2	0	0	0	0	0	8	16	0.00	3.000
ERA:																		
45 Enny Romero, L	(3, 1)	2.0		8	1	1	0	2	0	0	0	0	0	0	12	13	0.00	0.500
ERA:																		
73 Eddie Gamboa, R	(5, 1)	1.0	H	3	0	0	0	2	0	0	0	0	0	0	7	7	0.00	0.000
ERA:																		
50 Blake Snell, L	(6, 1)	1.0	L	6	3	3	3	0	1	0	0	0	0	1	7	13	27.00	4.000
ERA: 27.0																		

PITCHER		IP	WLS	BF	H	R	ER	SO	BB	IBB	HBP	BLK	WP	HR	S	P	ERA	WHIP
56 Taylor Guerrieri, R	(7, 1)	1.0		6	3	2	2	0	0	0	0	0	1	0	6	7	18.00	3.000
ERA: 18.0																		
76 Mark Sappington, R	(8, 1)	2.0		9	2	0	0	1	1	0	0	0	0	0	10	15	0.00	1.500
ERA:																		

BOTTOM

Washington Nationals @ Tampa Bay Rays

Charlotte Sports Park, Port Charlotte, FL

Wed Mar 02 2016, 1:07 PM - 4:12 PM EST

Att. 4,432 - Sunny - 79 F

livebaseballscorecards.com

Batter	1	2	3	4	5	6	7	8	9	AB	R	H	RBI	BB	SO	LOB
27 Mikie Mahtook, R (1, 9) 65 Johnny Field, R (4, PH) (5, 9) OBP: 1.000, SLG: 1.000	G6-3		G5-3	1-2 1B			36 1B		BB 83 1B	2 2	0 0	0 2	0 0	0 1	0 0	0 0
39 Kevin Kiermaier, L (1, 8) 83 Dayron Varona, R (4, PH) (5, 8) OBP: 0.333, SLG: 0.333	E4 3 G6-3 3 S		E4 7 1B 8 2B	P3			K		1-2 1B	2 3	1 0	0 1	0 0	0 0	0 1	0 3
3 Evan Longoria, R (1, 5) 36 Richie Shaffer, R (5, 5) OBP: 0.333, SLG: 0.333	G6-3 1-3		K		K		1-2 1B		K	2 3	0 0	0 1	0 0	0 0	1 2	2 2
7 Logan Morrison, L (1, 10) OBP: 1.000, SLG: 1.000 46 Luke Maile, R (5, PH) (6, 10)	8 FC4-6 BB		1-3 8 2B 1B		G4-3		K		K	1 3	1 0	1 0	0 0	1 0	0 2	0 4
8 Desmond Jennings, R (1, 7) OBP: 0.500, SLG: 1.000 68 Jaff Decker, L (5, 7) OBP: 0.333, SLG: 0.333	FC4-6 1-2f		1-H 3-H 2B		1B		K		G4-3	2 3	0 0	1 1	2 0	0 0	0 1	2 4
21 James Loney, L (1, 3) OBP: 0.500, SLG: 0.500 98 Casey Gillaspie, S (5, 3)		1B	G4-3		K			G4-3		2 2	0 0	1 0	0 0	0 0	0 1	1 1
1 Tim Beckham, R (1, 6) 60 Daniel Robertson, R (5, 6) OBP: 0.500, SLG: 1.000	K			F9		G4-3		2B		2 2	0 0	0 1	0 0	0 0	1 0	1 0
2 Nick Franklin, S (1, 4) 29 Ryan Brett, R (5, 4)	K			G4-3		F9		P3		2 2	0 0	0 0	0 0	0 0	1 0	1 1
19 Curt Casali, R (1, 2) 24 Hank Conger, L (6, 2)	K			65 1B BB		K		K		1 2	0 0	0 0	0 0	1 0	1 2	1 1
Inning Stats	R: 0 E: 1 K: 0 S: 4 H: 0 LOB: 2 BB: 1 P: 9	R: 0 E: 0 K: 3 S: 10 H: 1 LOB: 1 BB: 0 P: 10	R: 2 E: 1 K: 1 S: 8 H: 2 LOB: 1 BB: 0 P: 8	R: 0 E: 0 K: 0 S: 4 H: 1 LOB: 2 BB: 1 P: 8	R: 0 E: 0 K: 2 S: 8 H: 1 LOB: 1 BB: 0 P: 8	R: 0 E: 0 K: 1 S: 5 H: 0 LOB: 0 BB: 0 P: 5	R: 0 E: 0 K: 3 S: 11 H: 2 LOB: 2 BB: 0 P: 11	R: 0 E: 0 K: 1 S: 6 H: 1 LOB: 1 BB: 0 P: 6	R: 0 E: 0 K: 2 S: 8 H: 1 LOB: 2 BB: 1 P: 12	1B: 7 2B: 2 3B: 0 HR: 0	SF: 0 SAC: 0 DP: 0 HBP: 0					PA: 41

	AB	38
	R	2
	H	9
	RBI	2
	BB	3
	SO	13
	LOB	24

PITCHER		IP	WLS	BF	H	R	ER	SO	BB	IBB	HBP	BLK	WP	HR	S	P	ERA	WHIP
57 Tanner Roark, R	(1, 1)	2.0		9	1	0	0	3	1	0	0	0	0	0	14	19	0.00	1.000
ERA:																		
41 Joe Ross, R	(3, 1)	2.0	B	11	3	2	0	1	1	0	0	0	0	0	12	16	0.00	2.000
ERA:																		
53 Rafael Martín, R	(5, 1)	1.0	W	4	1	0	0	2	0	0	0	0	0	0	8	8	0.00	1.000
ERA:																		
36 Sammy Solís, L	(6, 1)	1.0	H	3	0	0	0	1	0	0	0	0	0	0	5	5	0.00	0.000
ERA:																		
33 Matt Grace, L	(7, 1)	1.0		5	2	0	0	3	0	0	0	0	0	0	11	11	0.00	2.000
ERA:																		

PITCHER		IP	WLS	BF	H	R	ER	SO	BB	IBB	HBP	BLK	WP	HR	S	P	ERA	WHIP
70 Austin Voth, R	(8, 1)	1.2		8	2	0	0	3	1	0	0	0	0	0	13	17	0.00	1.800
ERA:																		
19 Erik Davis, R	(9, 1)	0.1	S	1	0	0	0	0	0	0	0	0	0	0	1	1	0.00	0.000
ERA:																		

Batter	1	2	3	4	5	6	7	8	9	AB	R	H	RBI	BB	SO	LOB
16 Alejandro De Aza, L (1, 10) 19 Johnny Monell, L (5, PH) OBP: 0.500, SLG: 0.500 (5, 10)	F9		G3		F7			73 2B; 55 G6-3; 1-3; 1B		2	0	0	0	0	0	0
										2	1	1	0	0	0	1
12 Juan Lagares, R (1, 8) 73 Travis Taijeron, R (4, 8) OBP: 0.500, SLG: 1.000	P4			K		G5-3		55 G6-3; 81 G3; 1-3; 3-H; 2B		2	0	0	0	0	1	0
										2	1	1	1	0	0	0
30 Michael Conforto, L (1, 7) OBP: 1.000, SLG: 1.000 55 Ty Kelly, S (6, PH) (6, 7)	1B			4 2B; 26 SF7; 1B		K		G6-3; 2-3; 3-H		2	1	2	0	0	0	0
										2	0	0	1	0	1	1
4 Wilmer Flores, R (1, 5) OBP: 0.500, SLG: 1.000 81 Danny Muno, S (6, PH) (6, 5)	G5-3			1-3; 2B		P5		G3; 3-H		2	0	1	0	0	0	1
										2	0	0	1	0	0	0
26 Kevin Plawecki, R (1, 2) 70 Nevin Ashley, R (5, 2)		G6-3		SF7; 3-H			K	K		1	0	0	1	0	0	0
										2	0	0	0	0	2	0
61 Marc Krauss, L (1, 3) 74 Dominic Smith, L (6, 3) OBP: 0.500, SLG: 0.500		F7		G1-3			29 BB; 1B		K	2	0	0	0	0	0	1
										2	0	1	0	0	1	0
29 Eric Campbell, R (1, 9) 71 Raywilly Gomez, S (9, PH)		K			2 G6-3; 11 G4-3; HBP		15 G5-4-3; 1-2; BB		G4-3	1	0	0	0	1	1	0
										1	0	0	0	0	0	0
11 Rubén Tejada, R (1, 6) 15 Matt Reynolds, R (6, 6)			F7	G4-3; 1-2			G5-4-3; 1-2f		P4	2	0	0	0	0	0	1
										2	0	0	0	0	0	2
2 Dilson Herrera, R (1, 4) 75 T.J. Rivera, R (6, 4) OBP: 1.000, SLG: 1.000			P5	G6-3; 2-3				19 1B; 73 2B; 1B		2	0	0	0	0	0	1
										1	1	1	0	0	0	0
Inning Stats	R: 0 E: 0 K: 0 S: 4 H: 1 LOB: 1 BB: 0 P: 4	R: 0 E: 0 K: 1 S: 5 H: 0 LOB: 0 BB: 0 P: 5	R: 0 E: 0 K: 0 S: 3 H: 0 LOB: 0 BB: 0 P: 3	R: 1 E: 0 K: 1 S: 7 H: 2 LOB: 1 BB: 0 P: 7	R: 0 E: 0 K: 0 S: 3 H: 0 LOB: 1 BB: 0 P: 4	R: 0 E: 0 K: 1 S: 5 H: 0 LOB: 0 BB: 0 P: 5	R: 0 E: 0 K: 1 S: 5 H: 1 LOB: 1 BB: 1 P: 9	R: 3 E: 0 K: 1 S: 8 H: 3 LOB: 0 BB: 0 P: 8	R: 0 E: 0 K: 1 S: 5 H: 0 LOB: 0 BB: 0 P: 5	1B: 5 2B: 2 3B: 0 HR: 0	SF: 1 SAC: 0 DP: 1 HBP: 1						

TOP

New York Mets @ Washington Nationals

Space Coast Stadium, Viera, FL

Thu Mar 03 2016, 1:06 PM - 3:51 PM EST

Att. 4,775 - Sunny - 81 F

livebaseballscorecards.com

AB	32
R	4
H	7
RBI	4
BB	1
SO	6
LOB	8

WP: 0 PB: 0 SB: 0 CS: 0 PA: 35

PITCHER	IP	WLS	BF	H	R	ER	SO	BB	IBB	HBP	BLK	WP	HR	S	P	ERA	WHIP
31 Max Scherzer, R (1, 1) ERA:	2.0	W	7	1	0	0	1	0	0	0	0	0	0	9	9	0.00	0.500
52 Yusmeiro Petit, R (3, 1) ERA: 4.5	2.0		8	2	1	1	1	0	0	0	0	0	0	10	10	4.50	1.000
17 Sean Burnett, L (5, 1) ERA:	1.0	H	4	0	0	0	0	0	0	1	0	0	0	3	4	0.00	0.000
49 Nick Masset, R (6, 1) ERA:	1.0		3	0	0	0	1	0	0	0	0	0	0	5	5	0.00	0.000
72 Burke Badenhop, R (7, 1) ERA:	1.0		4	1	0	0	1	1	0	0	0	0	0	5	9	0.00	2.000

PITCHER	IP	WLS	BF	H	R	ER	SO	BB	IBB	HBP	BLK	WP	HR	S	P	ERA	WHIP
38 Taylor Jordan, R (8, 1) ERA: 27.0	1.0		6	3	3	3	1	0	0	0	0	0	0	8	8	27.00	3.000
56 Nick Lee, L (9, 1) ERA:	1.0		3	0	0	0	1	0	0	0	0	0	0	5	5	0.00	0.000

Batter	1	2	3	4	5	6	7	8	9	AB	R	H	RBI	BB	SO	LOB
9 Ben Revere, L (1, 8) OBP: 1.000, SLG: 1.000 21 Matthew den Dekker, L (5, PH) OBP: 0.400, SLG: 0.400 (6, 8)	0-0 20 S 34 1B 1B	0-0 20 G4-6-3 1B			0-3 ① K 1-2	0-0 10 WP 10 1B 1B		1-0 ② 1-H 2-H 1B		2 3	1 1	2 2	0 1	0 0	0 1	0 1
20 Daniel Murphy, L (1, 4) 10 Stephen Drew, L (5, PH) OBP: 0.667, SLG: 0.500 (6, 4)	4-0 34 1B 6 1B 1-2 BB	0-0 ②③ G4-6-3 1-2f			4-0 2 FC6-4 3 BB BB	1-0 1-H 2-H 1B		0-0 ③ P4		1 2	1 0	0 1	0 2	1 1	0 0	1 1
34 Bryce Harper, L (1, 9) OBP: 0.500, SLG: 0.500 3 Michael Taylor, R (5, PH) OBP: 0.500, SLG: 0.333 (6, 9)	0-0 6 S 6 1B 1-3 2-H 1B		0-3 ① K		4-0 2 FC6-4 1-2 2-3 BB	0-0 ③ P3				2 1	1 0	1 0	1 0	0 0	1 1	0 1
6 Anthony Rendon, R (1, 5) OBP: 0.500, SLG: 0.500 2 Brendan Ryan, R (5, PH) OBP: 0.200, SLG: 0.200 (6, 5)	1-0 25 BB 5 1B 1-H 3-H 1B		0-0 ② G6-3		0-0 ② FC6-4 1-2f 2-3 3-H		0-3 ① K			2 2	1 0	1 0	2 1	0 0	0 1	0 2
25 Clint Robinson, L (1, 3) 63 Matt Skole, L (5, PH) OBP: 0.200, SLG: 0.200 (6, 3)	4-0 5 1B 1-2 BB		0-0 ③ G4-3		0-0 ③ F9		0-3 ② K			1 2	0 0	0 0	0 0	1 0	0 1	0 2
8 Danny Espinosa, S (1, 6) 7 Trea Turner, R (6, 6) OBP: 0.250, SLG: 1.000	0-3 ① K			0-0 ① P5		3-2 HR	0-0 ③ F9			2 2	0 1	0 1	0 1	0 0	1 0	2 0
5 Reed Johnson, R (1, 7) OBP: 0.500, SLG: 0.500 14 Chris Heisey, R (6, 7) OBP: 0.500, SLG: 0.333	0-0 ② 1-3 2-H 1B			0-0 ② G5-3		0-3 ① K		0-0 21 S 64 1B 21 1B 1B		2 2	0 1	1 1	1 0	0 0	0 1	0 0
23 Jhonatan Solano, R (1, 2) OBP: 0.500, SLG: 0.667 64 Spencer Kieboom, R (6, 2) OBP: 0.500, SLG: 0.500	0-0 ③ F9			0-0 ③ F8		0-0 10 WP 21 1B 10 1B 1B		0-0 21 S 21 1B 1-2 1B		2 2	0 1	0 2	0 0	0 0	0 0	1 0
68 Jason Martinson, R (1, 10) 16 Scott Sizemore, R (6, PH) OBP: 0.500, SLG: 1.250 (7, 10)		0-0 ① F8			4-0 3 BB 21 S 2 FC6-4 BB	0-0 ② F8		0-0 ① P5		1 2	1 0	0 0	0 0	1 0	0 0	0 3
Inning Stats	R: 4 H: 4 E: 0 LOB: 1 K: 1 BB: 2 S: 8 P: 17	R: 0 H: 1 E: 0 LOB: 0 K: 0 BB: 0 S: 3 P: 3	R: 0 H: 0 E: 0 LOB: 0 K: 1 BB: 0 S: 5 P: 5	R: 0 H: 0 E: 0 LOB: 0 K: 0 BB: 0 S: 3 P: 3	R: 1 H: 0 E: 0 LOB: 2 K: 1 BB: 3 S: 5 P: 17	R: 3 H: 4 E: 0 LOB: 1 K: 1 BB: 0 S: 11 P: 15	R: 0 H: 0 E: 0 LOB: 0 K: 2 BB: 0 S: 7 P: 7	R: 1 H: 3 E: 0 LOB: 1 K: 0 BB: 0 S: 5 P: 6		1B: 11 SF: 0 2B: 0 SAC: 0 3B: 0 DP: 1 HR: 1 HBP: 0						WP: 1 PA: 38 PB: 0 SB: 5 CS: 0	

PITCHER	IP	WLS	BF	H	R	ER	SO	BB	IBB	HBP	BLK	WP	HR	S	P	ERA	WHIP
50 Rafael Montero, R (1, 1) ERA: 36.0	1.0	L	8	4	4	4	1	2	0	0	0	0	0	8	17	36.00	6.000
63 Gabriel Ynoa, R (2, 1) ERA:	3.0		9	1	0	0	1	0	0	0	0	0	0	11	11	0.00	0.333
68 Dario Álvarez, L (5, 1) ERA: 9.0	1.0		6	0	1	1	1	3	0	0	0	0	0	5	17	9.00	3.000
79 Paul Sewald, R (6, 1) ERA: 27.0	1.0		7	4	3	3	1	0	0	0	0	1	1	11	15	27.00	4.000
54 Stolmy Pimentel, R (7, 1) ERA:	1.0		3	0	0	0	2	0	0	0	0	0	0	7	7	0.00	0.000

PITCHER	IP	WLS	BF	H	R	ER	SO	BB	IBB	HBP	BLK	WP	HR	S	P	ERA	WHIP
56 Jeff Walters, R (8, 1) ERA: 9.0	1.0		5	3	1	1	0	0	0	0	0	0	0	5	6	9.00	3.000

BOTTOM

New York Mets @ Washington Nationals

Space Coast Stadium, Viera, FL

Thu Mar 03 2016, 1:06 PM - 3:51 PM EST

Att. 4,775 - Sunny - 81 F

livebaseballscorecards.com

AB	33
R	9
H	12
RBI	9
BB	5
SO	6
LOB	14

Batter	1	2	3	4	5	6	7	8	9	AB	R	H	RBI	BB	SO	LOB
1 Jose Iglesias, R (1, 6) OBP: 0.200, SLG: 0.300	S S S 0-3 ① K		X 0-0 ① G5-3	X 0-0 1-2 1B			X 0-0 ② F9		X 0-0 1B	3	0	1	0	0	1	0
49 Dixon Machado, R (6, 6) OBP: 0.500, SLG: 0.400										2	0	1	0	0	0	0
14 Mike Aviles, R (1, 4) OBP: 0.200, SLG: 0.111	X 0-0 1B		X 0-0 ② F7	X 0-0 ③ G4-3			X 0-0 ③ F8		X 0-0 ② F8	3	0	1	0	0	0	2
74 Tommy Field, R (6, 4)										2	0	0	0	0	0	1
41 Victor Martinez, S (1, 10) OBP: 0.417, SLG: 0.917	S S S 0-3 ② K		X 0-0 1B		X 0-0 ① P5			B B B B 4-0 31 BB 33 1B BB	X 0-0 ③ G6-3	3	0	1	0	0	1	1
75 Mike Gerber, L (8, PH)										1	0	0	0	1	0	1
(8, 10)																
28 J.D. Martinez, R (1, 9) OBP: 0.100, SLG: 0.300	S S S 0-3 ③ K		X 0-0 ③ P4		C C C 0-3 ② K			X 0-0 1-2 31 BB 1B		3	0	0	0	0	2	2
33 Steven Moya, L (6, 9) OBP: 0.400, SLG: 1.000										1	0	1	0	0	0	0
9 Nick Castellanos, R (1, 5) OBP: 0.200, SLG: 0.200		S S S 0-3 ① K		X 0-0 64 F9 18 WP 50 HR 1B	X 0-0 ③ F9			B B B B 4-0 1-2 2-3 BB		3	1	1	0	0	1	0
31 Casey McGehee, R (6, 5) OBP: 0.500, SLG: 0.500										0	0	0	0	1	0	0
18 Tyler Collins, L (1, 7)		B B B B 4-0 50 HR BB		B S C S 1-3 ① K 1-2		B B B B 4-0 64 CS BB		S S S 0-3 ① K		1	1	0	0	2	1	1
73 Jason Krizan, L (6, 7) OBP: 0.600, SLG: 0.667										1	0	0	0	0	1	3
64 John Mayberry Jr., R (1, 3) OBP: 0.182, SLG: 0.100		C C C 0-3 ② K		X 0-0 ② F9 2-3		S X 0-1 ① ② G6-3 1-2		S S S 0-3 ② K		3	0	0	0	0	1	3
72 Dominic Ficociello, S (6, 3) OBP: 0.250, SLG: 0.375										1	0	0	0	0	1	3
50 Bryan Holaday, R (1, 2) OBP: 0.750, SLG: 2.125		X 0-0 1-H HR		C B X 1-1 3-H HR		X 0-0 ③ G6-3		X 0-0 ③ G6-3		3	2	2	4	0	0	0
71 Austin Green, R (6, 2)										1	0	0	0	0	0	3
63 Wynton Bernard, R (1, 8) OBP: 0.375, SLG: 0.286		X 0-0 ③ L4		X 0-0 1 1B 1B			X 0-0 ① G3		X 0-0 ① F9	2	0	1	0	0	0	0
31 José Azocar, R (6, 8)										2	0	0	0	0	0	0
Inning Stats	R: 0 H: 1 E: 0 LOB: 1 K: 3 BB: 0 S: 10 P: 10	R: 2 H: 1 E: 0 LOB: 0 K: 2 BB: 1 S: 8 P: 12	R: 0 H: 1 E: 0 LOB: 1 K: 0 BB: 0 S: 4 P: 4	R: 2 H: 4 E: 0 LOB: 2 K: 1 BB: 0 S: 10 P: 12	R: 0 H: 0 E: 0 LOB: 0 K: 1 BB: 0 S: 5 P: 5	R: 0 H: 0 E: 0 LOB: 0 K: 0 BB: 1 S: 3 P: 7	R: 0 H: 0 E: 0 LOB: 0 K: 0 BB: 0 S: 3 P: 3	R: 0 H: 1 E: 0 LOB: 3 K: 2 BB: 2 S: 8 P: 16	R: 0 H: 1 E: 0 LOB: 1 K: 0 BB: 0 S: 4 P: 4	1B: 7 SF: 0 2B: 0 SAC: 0 3B: 0 DP: 0 HR: 2 HBP: 0						

PITCHER		IP	WLS	BF	H	R	ER	SO	BB	IBB	HBP	BLK	WP	HR	S	P	ERA	WHIP
37 Stephen Strasburg, R ERA: 9.0	(1, 1)	2.0		9	2	2	2	5	1	0	0	0	0	1	18	22	9.00	1.500
27 Shawn Kelley, R ERA:	(3, 1)	1.0		4	1	0	0	0	0	0	0	0	0	0	4	4	0.00	1.000
43 A.J. Cole, R ERA: 18.0	(4, 1)	1.0		7	4	2	2	1	0	0	0	0	1	1	10	12	18.00	4.000
66 Wander Suero, R ERA:	(5, 1)	1.0		3	0	0	0	1	0	0	0	0	0	0	5	5	0.00	0.000
55 Taylor Hill, R ERA:	(6, 1)	2.0	W	6	0	0	0	0	1	0	0	0	0	0	6	10	0.00	0.500

PITCHER		IP	WLS	BF	H	R	ER	SO	BB	IBB	HBP	BLK	WP	HR	S	P	ERA	WHIP
36 Sammy Solís, L ERA:	(8, 1)	1.0	H	6	1	0	0	2	2	0	0	0	0	0	8	16	0.00	3.000
53 Rafael Martín, R ERA:	(9, 1)	1.0		4	1	0	0	0	0	0	0	0	0	0	4	4	0.00	1.000

TOP

Detroit Tigers @ Washington Nationals

Space Coast Stadium, Viera, FL

Sat Mar 05 2016, 1:07 PM - 3:45 PM EST

Att. 6,984 - Partly Cloudy - 73 F

livebaseballscorecards.com

AB	35
R	4
H	9
RBI	4
BB	4
SO	9
LOB	20

WP: 1 PA: 39
PB: 0
SB: 0
CS: 1

BOTTOM

Detroit Tigers @ Washington Nationals

Space Coast Stadium, Viera, FL

Sat Mar 05 2016, 1:07 PM - 3:45 PM EST

Att. 6,984 - Partly Cloudy - 73 F

livebaseballscorecards.com

Batter	1	2	3	4	5	6	7	8	9	AB	R	H	RBI	BB	SO	LOB
9 Ben Revere, L (1, 8) OBP: 0.750, SLG: 1.500	G6-3		HR		SF8		BB			2	1	1	2	0	0	0
48 Brian Goodwin, L (5, PH) (6, 8)										0	0	0	1	1	0	0
8 Danny Espinosa, S (1, 6)	K		K		K		BB			2	0	0	0	0	2	0
68 Jason Martinson, R (5, PH) (6, 6) OBP: 0.375, SLG: 0.167										1	0	0	1	1	1	1
34 Bryce Harper, L (1, 9) OBP: 0.250, SLG: 0.250	G4-3			K		G3-1	K			2	0	0	0	0	1	0
22 Logan Schafer, L (6, 9) OBP: 0.143, SLG: 0.143										2	0	0	0	0	1	3
28 Jayson Werth, R (1, 10)		F9		F8		F8	G3			2	0	0	0	0	0	0
60 Brian Jeroloman, L (6, PH) (7, 10)										2	0	0	0	0	0	3
20 Daniel Murphy, L (1, 4)		P4		G4-3		HR		BB		2	0	0	0	0	0	0
16 Scott Sizemore, R (6, 4) OBP: 0.625, SLG: 1.500										1	2	1	1	1	0	0
6 Anthony Rendon, R (1, 5) OBP: 0.250, SLG: 0.250		F7			K	K		HR		2	0	0	0	0	1	0
63 Matt Skole, L (6, 5) OBP: 0.286, SLG: 0.714										2	1	1	2	0	1	0
21 Matthew den Dekker, L (1, 7) OBP: 0.429, SLG: 0.714			K		32 2B 3B		2 1B 1B	F9		2	1	1	0	0	1	0
4 Tony Campana, L (6, 7) OBP: 0.286, SLG: 0.167										2	0	1	0	0	0	0
32 Tyler Moore, R (1, 3) OBP: 0.167, SLG: 0.333			F9		29 E 48 SF8 2B		48 BB 64 1B 68 BB 1B	K		2	1	1	1	0	0	0
2 Brendan Ryan, R (6, 3) OBP: 0.444, SLG: 0.667										2	1	1	0	0	1	0
29 Pedro Severino, R (1, 2) OBP: 0.500, SLG: 0.333			9 HR 1B		68 WP BB		68 BB 48 BB 1B	K		1	1	1	0	1	0	0
64 Spencer Kieboom, R (6, 2) OBP: 0.500, SLG: 0.500										2	0	1	0	0	1	0
Inning Stats	R: 0 E: 0 K: 1 S: 5 H: 0 LOB: 0 BB: 0 P: 5	R: 0 E: 0 K: 0 S: 3 H: 0 LOB: 0 BB: 0 P: 3	R: 2 E: 0 K: 2 S: 9 H: 2 LOB: 0 BB: 0 P: 11	R: 0 E: 0 K: 1 S: 5 H: 0 LOB: 0 BB: 0 P: 5	R: 2 E: 1 K: 2 S: 9 H: 2 LOB: 1 BB: 1 P: 14	R: 1 E: 0 K: 1 S: 6 H: 1 LOB: 0 BB: 0 P: 6	R: 1 E: 0 K: 1 S: 7 H: 3 LOB: 3 BB: 2 P: 15	R: 2 E: 0 K: 2 S: 10 H: 1 LOB: 0 BB: 1 P: 16		1B: 4 2B: 1 3B: 1 HR: 3	SF: 1 SAC: 0 DP: 0 HBP: 0					

	AB	31
	R	8
	H	9
	RBI	8
	BB	4
	SO	10
	LOB	7

WP: 1 PB: 0 SB: 0 CS: 0 PA: 36

PITCHER	IP	WLS	BF	H	R	ER	SO	BB	IBB	HBP	BLK	WP	HR	S	P	ERA	WHIP
27 Jordan Zimmermann, R (1, 1) ERA: 3.38	2.2		9	1	1	1	2	0	0	0	0	0	0	13	13	3.38	0.375
43 Bruce Rondón, R (3, 1) ERA: 3.86	1.1	B	5	1	1	1	2	0	0	0	0	0	1	9	11	6.75	0.750
26 Jeff Ferrell, R (5, 1) ERA: 4.5	1.0	B	6	2	2	1	2	1	0	0	0	1	0	9	14	9.00	3.000
58 José Váldez, R (6, 1) ERA: 13.5	1.0	L	4	1	1	1	1	0	0	0	0	0	1	6	6	9.00	1.000
53 Jairo Labourt, L (7, 1) ERA: 9.0	1.0		7	3	1	1	1	2	0	0	0	0	0	7	15	9.00	5.000

PITCHER	IP	WLS	BF	H	R	ER	SO	BB	IBB	HBP	BLK	WP	HR	S	P	ERA	WHIP
82 Kevin Ziomek, L (8, 1) ERA: 18.0	1.0		5	1	2	2	2	1	0	0	0	0	1	10	16	18.00	2.000

Batter	1	2	3	4	5	6	7	8	9	AB	R	H	RBI	BB	SO	LOB
51 Ichiro Suzuki, L (1, 7) OBP: 0.286, SLG: 0.286	B X 1-0 G5-3		X 0-0 19 E 19 1B 21 1B 1B	C C C 0-3 K			X 0-0 G5-3		X 0-0 F7	2	1	1	0	0	0	0
53 Xavier Scruggs, R (4, PH) OBP: 0.100, SLG: 0.100										3	0	0	0	0	1	2
(4, 7)																
19 Miguel Rojas, R (1, 6) OBP: 0.500, SLG: 0.500	S S S 0-3 K		X 0-0 E4 21 1B 1-3 1B		X 0-0 21 G6-4-3 1B		S S S 0-3 K		X 0-0 G3-1	3	1	2	0	0	1	0
83 JT Riddle, L (5, PR) OBP: 0.286, SLG: 0.286										2	0	0	0	0	1	0
(5, 6)																
21 Christian Yelich, L (1, 8) OBP: 0.111, SLG: 0.111	C C C 0-3 K		X 0-0 14 1B 2-H 3-H 1B		X 0-0 G6-4-3 1-2f 1B			X 0-0 1 BB 18 E 1B	X 0-0 P6	3	0	1	2	0	1	1
80 Destin Hood, R (5, 8) OBP: 0.286, SLG: 0.714										2	1	1	0	0	0	0
14 Martín Prado, R (1, 5) OBP: 0.286, SLG: 0.286		X 0-0 F9	X 0-0 11 FC6-4 1-3 1B		X 0-0 F8			B B B 4-0 18 FC4-6 1-2 BB		3	0	1	0	0	0	1
1 Robert Andino, R (5, 5) OBP: 0.444, SLG: 0.286										0	0	0	0	1	0	0
11 J.T. Realmuto, R (1, 2) OBP: 0.500, SLG: 0.500		B B B B 4-0 10 HBP BB	X 0-0 FC6-4 1-2f			X 0-0 37 FC5-4 78 1B 1B		X 0-0 FC4-6 78 1B 74 SF8 1-2f 2-H		2	0	1	0	1	0	2
18 Tomás Telis, S (6, 2)										1	1	0	0	0	0	1
10 Justin Maxwell, R (1, 10) OBP: 0.375, SLG: 1.143		H 1-0 37 G6-4-3 1-2 HBP		C C C 0-3 K		X 0-0 37 FC5-4 1-2 1B		X 0-0 79 PB 77 1B 2-3 1B		0	0	0	0	0	0	0
78 Brady Shoemaker, R (4, PH) OBP: 0.500, SLG: 0.500										3	0	2	0	0	1	0
(4, 10)																
37 Tommy Medica, R (1, 3) OBP: 0.286, SLG: 0.333		X 0-0 G6-4-3 1-2f		X 0-0 2B		X 0-0 FC5-4 1-2 2-3		X 0-0 SF8 3-H		3	0	1	0	0	0	4
74 Dan Black, S (6, 3)										0	0	0	1	0	0	0
73 Austin Nola, R (1, 4) OBP: 0.200, SLG: 0.111			S S S 0-3 K	X 0-0 F9		C C C 0-3 K		X 0-0 79 PB 1-2 1B		3	0	0	0	0	2	2
77 Yefri Pérez, S (6, 4) OBP: 0.500, SLG: 0.400										1	0	1	0	0	0	0
71 Kenny Wilson, R (1, 9) OBP: 0.500, SLG: 0.333			C C C 0-3 K	B B B B 4-0 BB			X 0-0 F8	B S S S 1-3 K 1-2 2-3		1	0	0	0	1	1	0
79 Isaac Galloway, R (6, 9) OBP: 0.273, SLG: 0.273										2	0	0	0	0	1	2
Inning Stats	R: 0 H: 0 E: 0 LOB: 0 K: 2 BB: 0 S: 7 P: 8	R: 0 H: 0 E: 0 LOB: 1 K: 0 BB: 1 S: 2 P: 7	R: 2 H: 4 E: 1 LOB: 2 K: 2 BB: 0 S: 11 P: 11	R: 0 H: 1 E: 0 LOB: 2 K: 2 BB: 1 S: 8 P: 12	R: 0 H: 1 E: 0 LOB: 1 K: 0 BB: 0 S: 3 P: 3	R: 0 H: 2 E: 0 LOB: 1 K: 1 BB: 0 S: 6 P: 6	R: 0 H: 0 E: 0 LOB: 0 K: 1 BB: 0 S: 5 P: 5	R: 2 H: 3 E: 1 LOB: 2 K: 1 BB: 1 S: 8 P: 13	R: 0 H: 0 E: 0 LOB: 0 K: 0 BB: 0 S: 3 P: 3	1B: 10 SF: 1 2B: 1 SAC: 0 3B: 0 DP: 3 HR: 0 HBP: 1						

TOP

Miami Marlins @ Washington Nationals

Space Coast Stadium, Viera, FL

Mon Mar 07 2016, 1:06 PM - 3:53 PM EST

Att. 4,065 - Sunny - 80 F

livebaseballscorecards.com

AB	34
R	4
H	11
RBI	3
BB	3
SO	9
LOB	15

MIAMI

WP: 0 PB: 1 SB: 0 CS: 0 PA: 39

PITCHER		IP	WLS	BF	H	R	ER	SO	BB	IBB	HBP	BLK	WP	HR	S	P	ERA	WHIP
41 Joe Ross, R ERA: 3.86	(1, 1)	2.2		13	4	2	2	4	1	0	1	0	0	0	19	25	6.75	1.875
66 Wander Suero, R ERA:	(3, 1)	0.1	W	1	0	0	0	0	0	0	0	0	0	0	1	1	0.00	0.000
57 Tanner Roark, R ERA:	(4, 1)	3.0	H	12	4	0	0	3	1	0	0	0	0	0	17	21	0.00	1.667
46 Oliver Pérez, L ERA:	(7, 1)	1.0	H	3	0	0	0	1	0	0	0	0	0	0	5	5	0.00	0.000
73 Felipe Vázquez, L ERA: 18.0	(8, 1)	1.0	H	7	3	2	2	1	1	0	0	0	0	0	8	13	18.00	4.000

PITCHER		IP	WLS	BF	H	R	ER	SO	BB	IBB	HBP	BLK	WP	HR	S	P	ERA	WHIP
58 Jonathan Papelbon, R ERA:	(9, 1)	1.0	S	3	0	0	0	0	0	0	0	0	0	0	3	3	0.00	0.000

BOTTOM

Miami Marlins @ Washington Nationals

Space Coast Stadium, Viera, FL

Mon Mar 07 2016, 1:06 PM - 3:53 PM EST

Att. 4,065 - Sunny - 80 F

livebaseballscorecards.com

Batter	1	2	3	4	5	6	7	8	9	AB	R	H	RBI	BB	SO	LOB
9 Ben Revere, L (1, 8) OBP: 0.429, SLG: 0.857	G3-1		F8	K 1-2			F7			3	0	0	0	0	1	1
4 Tony Campana, L (6, 8) OBP: 0.250, SLG: 0.143										1	0	0	0	0	0	0
6 Anthony Rendon, R (1, 5) OBP: 0.571, SLG: 0.500	28 WP 34 G4-3 BB		28 1B 34 1B 1B	2-H 1B			K			2	1	2	1	1	0	0
2 Brendan Ryan, R (6, 5) OBP: 0.400, SLG: 0.600										1	0	0	0	0	1	0
34 Bryce Harper, L (1, 9) OBP: 0.286, SLG: 0.286	G4-3 1-2		28 1B 1-2 1B	P5			K2-3			3	0	1	0	0	0	2
48 Brian Goodwin, L (6, 9)										1	0	0	0	0	1	0
28 Jayson Werth, R (1, 7) OBP: 0.250, SLG: 0.250	F7 2-3		1-2 2-H 1B		F9			68 2B 68 E BB		2	0	1	1	0	0	1
14 Chris Heisey, R (5, 7) OBP: 0.545, SLG: 0.167										1	1	0	0	1	0	0
20 Daniel Murphy, L (1, 4)		F7	F6		K			E8 63 G4-3 1-H 74 SF8 2B		3	0	0	0	0	1	2
68 Jason Martinson, R (6, 4) OBP: 0.455, SLG: 0.375										1	1	1	0	0	0	0
32 Tyler Moore, R (1, 3) OBP: 0.091, SLG: 0.182		P3	P3		F8			G4-3 2-3		3	0	0	0	0	0	2
63 Matt Skole, L (6, 3) OBP: 0.273, SLG: 0.556										1	0	0	0	0	0	1
8 Danny Espinosa, S (1, 6)	K		G4-3			P4		BB		3	0	0	0	0	1	0
10 Stephen Drew, L (7, 6) OBP: 0.444, SLG: 0.286										0	0	0	0	1	0	0
7 Trea Turner, R (8, PR) OBP: 0.222, SLG: 0.500										0	0	0	0	0	0	0
(9, 6)																
29 Pedro Severino, R (1, 2) OBP: 0.625, SLG: 0.857			25 HR 1B	25 1B 2B		P3		SF8 3-H		2	2	2	0	0	0	0
74 Raudy Read, R (6, PH)										1	0	0	1	0	0	0
(7, 2)																
25 Clint Robinson, L (1, 10) OBP: 0.333, SLG: 0.625			1-H HR	2-H 6 1B 9 S 1B		P6		K		2	2	2	3	0	0	0
22 Logan Schafer, L (6, PH) OBP: 0.111, SLG: 0.111										2	0	0	0	0	1	1
(7, 10)																
Inning Stats	R: 0 E: 0 K: 0 S: 3 H: 0 LOB: 1 BB: 1 P: 8	R: 0 E: 0 K: 1 S: 5 H: 0 LOB: 0 BB: 0 P: 5	R: 3 E: 0 K: 0 S: 10 H: 5 LOB: 2 BB: 0 P: 10	R: 2 E: 0 K: 1 S: 8 H: 3 LOB: 1 BB: 0 P: 8	R: 0 E: 0 K: 1 S: 5 H: 0 LOB: 0 BB: 0 P: 5	R: 0 E: 0 K: 0 S: 3 H: 0 LOB: 0 BB: 0 P: 3	R: 0 E: 0 K: 2 S: 7 H: 0 LOB: 0 BB: 0 P: 7	R: 2 E: 1 K: 1 S: 6 H: 1 LOB: 1 BB: 2 P: 14		1B: 6 2B: 2 3B: 0 HR: 1	SF: 1 SAC: 0 DP: 0 HBP: 0						

	AB	32
	R	7
	H	9
	RBI	6
	BB	3
	SO	6
	LOB	10

WP: 1 PB: 0 SB: 1 CS: 0 PA: 36

PITCHER		IP	WLS	BF	H	R	ER	SO	BB	IBB	HBP	BLK	WP	HR	S	P	ERA	WHIP
José Fernández, R ERA:	(1, 1)	2.0		7	0	0	0	1	1	0	0	0	1	0	8	13	0.00	0.500
36 Edwin Jackson, R ERA: 22.5	(3, 1)	2.0	L	14	8	5	5	1	0	0	0	0	0	1	18	18	22.50	4.000
46 Kyle Barraclough, R ERA:	(5, 1)	1.0		3	0	0	0	1	0	0	0	0	0	0	5	5	0.00	0.000
55 Nefi Ogando, R ERA:	(6, 1)	1.0		3	0	0	0	0	0	0	0	0	0	0	3	3	0.00	0.000
49 Brian Ellington, R ERA: 20.25	(7, 1)	1.0		3	0	0	0	2	0	0	0	0	0	0	7	7	0.00	0.000

PITCHER		IP	WLS	BF	H	R	ER	SO	BB	IBB	HBP	BLK	WP	HR	S	P	ERA	WHIP
64 Nick Wittgren, R ERA: 9.0	(8, 1)	1.0		6	1	2	2	1	2	0	0	0	0	0	6	14	18.00	3.000

Washington Nationals @ Houston Astros

Osceola County Stadium, Kissimmee, FL

Tue Mar 08 2016, 1:06 PM - 3:45 PM EST

Att. 2,974 - Partly Cloudy - 77 F

TOP

livebaseballscorecards.com

Batter	1	2	3	4	5	6	7	8	9	AB	R	H	RBI	BB	SO	LOB
21 Matthew den Dekker, L (1, 9) OBP: 0.250, SLG: 0.417	G1-4-3	G4-3		K			2 S 1B		K	3	0	0	0	0	1	2
22 Logan Schafer, L (4, 9) OBP: 0.182, SLG: 0.182							3-H			2	0	1	1	0	1	0
7 Trea Turner, R (1, 6) OBP: 0.333, SLG: 0.444	3 1B BB		25 G4-3 3 L1-5-3 BB		G6-3		L7 1-2		2B	1	0	0	0	2	0	0
2 Brendan Ryan, R (5, 6) OBP: 0.417, SLG: 0.667										2	0	1	0	0	0	1
92 Bryan Mejia, S (9, PR) (9, 6)										0	0	0	0	0	0	0
3 Michael Taylor, R (1, 8) OBP: 0.417, SLG: 0.636	1B		L1-5-3		K		G3-1		F7	3	0	1	0	0	1	1
14 Chris Heisey, R (5, 8) OBP: 0.462, SLG: 0.125										2	0	0	0	0	0	2
93 Andrew Stevenson, L (9, 8)										0	0	0	0	0	0	0
25 Clint Robinson, L (1, 3) OBP: 0.250, SLG: 0.455	K		G4-3		G6-3			65 BB 16 2B BB		3	0	0	0	0	1	3
63 Matt Skole, L (5, 3) OBP: 0.333, SLG: 0.556										0	1	0	0	1	0	0
32 Tyler Moore, R (1, 10) OBP: 0.071, SLG: 0.143	K		F8			G6-3		F9		3	0	0	0	0	1	3
60 Brian Jeroloman, L (8, PH) (8, 10)										1	0	0	0	0	0	1
68 Jason Martinson, R (1, 5) OBP: 0.385, SLG: 0.300		K		G6-3		P3		1-2 16 2B BB		2	0	0	0	0	1	0
65 Christopher Bostick, R (5, 5) OBP: 0.444, SLG: 0.167										1	0	0	0	1	0	0
1 Wilmer Difo, S (1, 4) OBP: 0.444, SLG: 0.875		5 L1-3 59 1B BB		5 WP 59 G4-3 2B		G3		1-H 2-H 2B		1	2	1	0	1	0	0
16 Scott Sizemore, R (5, 4) OBP: 0.636, SLG: 1.444										2	0	1	1	0	0	0
5 Reed Johnson, R (1, 7) OBP: 0.545, SLG: 0.375	L1-3		59 G4-3				22 1B 3B	G3-1		1	0	0	0	1	0	1
4 Tony Campana, L (5, 7) OBP: 0.300, SLG: 0.444										2	1	1	0	0	0	1
59 Jose Lobaton, S (1, 2) OBP: 0.444, SLG: 0.286	2-H 1B			G4-3			P3		P4	2	0	1	2	0	0	1
23 Jhonatan Solano, R (6, 2) OBP: 0.429, SLG: 0.400										2	0	0	0	0	0	1

	AB	33
	R	4
	H	7
	RBI	4
	BB	6
	SO	6
	LOB	17

Inning Stats	1	2	3	4	5	6	7	8	9
	R: 0 E: 0 K: 2 S: 8	H: 1 LOB: 2 BB: 1 P: 12	R: 1 E: 0 K: 1 S: 6	H: 1 LOB: 1 BB: 1 P: 10	R: 0 E: 0 K: 0 S: 3	H: 0 LOB: 1 BB: 1 P: 7	R: 1 E: 0 K: 1 S: 6	H: 1 LOB: 1 BB: 1 P: 10	R: 0 E: 0 K: 1 S: 5	H: 0 LOB: 0 BB: 0 P: 5
	R: 0 E: 0 K: 0 S: 3	H: 0 LOB: 0 BB: 0 P: 3	R: 1 E: 0 K: 0 S: 5	H: 2 LOB: 1 BB: 0 P: 6	R: 1 E: 0 K: 0 S: 3	H: 1 LOB: 1 BB: 2 P: 11	R: 0 E: 0 K: 1 S: 6	H: 1 LOB: 1 BB: 0 P: 6		

	1B: 3	SF: 0	WP: 1	PA: 39
	2B: 3	SAC: 0	PB: 0	
	3B: 1	DP: 0	SB: 1	
	HR: 0	HBP: 0	CS: 0	

PITCHER		IP	WLS	BF	H	R	ER	SO	BB	IBB	HBP	BLK	WP	HR	S	P	ERA	WHIP
58 Doug Fister, R ERA: 1.8	(1, 1)	3.0		14	2	1	1	3	3	0	0	0	0	0	17	29	3.00	1.667
53 Ken Giles, R ERA: 13.5	(4, 1)	1.0	L	5	1	1	1	1	1	0	0	0	1	0	6	10	9.00	2.000
51 Wandy Rodriguez, L ERA: 1.8	(5, 1)	3.0		11	2	1	1	1	0	0	0	0	0	0	13	14	3.00	0.667
29 Tony Sipp, L ERA: 4.5	(8, 1)	1.0		5	1	1	1	0	2	0	0	0	0	0	3	11	9.00	3.000
36 Will Harris, R ERA:	(9, 1)	1.0		4	1	0	0	1	0	0	0	0	0	0	6	6	0.00	1.000

PITCHER	IP	WLS	BF	H	R	ER	SO	BB	IBB	HBP	BLK	WP	HR	S	P	ERA	WHIP

Batter	1	2	3	4	5	6	7	8	9	AB	R	H	RBI	BB	SO	LOB
27 Jose Altuve, R (1, 4) OBP: 0.182, SLG: 0.273	4 1B 28 E 1B	G5-3			G5-3			26 F7-3 1B		3	1	1	0	0	0	0
81 Joe Sclafani, S (6, 4) OBP: 0.333, SLG: 0.200										1	0	1	0	0	0	0
4 George Springer, R (1, 9) OBP: 0.500, SLG: 0.700			K			K		F9		3	0	1	0	0	2	0
94 Teoscar Hernández, R (7, 9) OBP: 0.250, SLG: 1.000	28 E 80 FC5-2 1-2 1B		28 CS 1B							1	0	0	0	0	0	1
1 Carlos Correa, R (1, 6) OBP: 0.444, SLG: 0.375	K					L1		F7-3 1-1		3	0	1	0	0	1	2
26 Danny Worth, R (7, 6) OBP: 0.625, SLG: 0.500										1	0	0	0	0	0	1
28 Colby Rasmus, L (1, 7) OBP: 0.571, SLG: 1.000	E9 80 FC5-2 1-3 2-H 1B		G3 1-2			1B			F7	3	0	2	1	0	0	1
78 Tony Kemp, L (6, PR) OBP: 0.286, SLG: 0.333 (7, 7)										1	0	0	0	0	0	0
30 Carlos Gómez, R (1, 8)	80 FC5-2 BB			K		1 SAFE K			1B		1	0	0	0	1	1	0
16 Eury Pérez, R (6, 8) OBP: 0.400, SLG: 0.250										2	0	1	0	0	1	1
80 AJ Reed, L (1, 10) OBP: 0.357, SLG: 0.385	FC5-2 1-2 2-3 3-Hf			F9			HR		K	2	0	0	0	0	0	3
86 Derek Fisher, L (7, PH) OBP: 0.286, SLG: 0.667 (8, 10)										2	1	1	1	0	1	1
21 Jon Singleton, L (1, 3) OBP: 0.133, SLG: 0.400	K			K			F7		F7	2	0	0	0	0	2	3
19 Matt Duffy, R (6, 3) OBP: 0.417, SLG: 1.200										2	0	0	0	0	0	1
79 Colin Moran, L (1, 5) OBP: 0.429, SLG: 0.333		G6-3			G1-3		G6-3			2	0	0	0	0	0	0
83 J.D. Davis, R (6, 5) OBP: 0.500, SLG: 0.500										1	0	0	0	0	0	0
15 Jason Castro, L (1, 2) OBP: 0.286, SLG: 0.167		G4-3			K		K2-3			2	0	0	0	0	1	0
72 Tyler Heineman, S (6, 2)										1	0	0	0	0	1	0
Inning Stats	R: 1 E: 1 K: 2 S: 10 H: 3 LOB: 3 BB: 1 P: 14	R: 0 E: 0 K: 0 S: 3 H: 0 LOB: 0 BB: 0 P: 3	R: 0 E: 0 K: 1 S: 5 H: 1 LOB: 0 BB: 0 P: 6	R: 0 E: 0 K: 2 S: 7 H: 0 LOB: 0 BB: 0 P: 7	R: 0 E: 0 K: 1 S: 5 H: 0 LOB: 0 BB: 0 P: 5	R: 0 E: 0 K: 2 S: 8 H: 1 LOB: 1 BB: 0 P: 8	R: 1 E: 0 K: 1 S: 6 H: 1 LOB: 0 BB: 0 P: 6	R: 0 E: 0 K: 0 S: 3 H: 1 LOB: 0 BB: 0 P: 3	R: 0 E: 0 K: 1 S: 6 H: 1 LOB: 1 BB: 0 P: 6	1B: 7 2B: 1 3B: 0 HR: 1 SF: 0 SAC: 0 DP: 1 HBP: 0							

BOTTOM

Washington Nationals @ Houston Astros

Osceola County Stadium, Kissimmee, FL

Tue Mar 08 2016, 1:06 PM - 3:45 PM EST

Att. 2,974 - Partly Cloudy - 77 F

livebaseballscorecards.com

AB	33
R	2
H	8
RBI	2
BB	1
SO	10
LOB	14

WP: 0 PB: 0 SB: 0 CS: 1 PA: 34

PITCHER	IP	WLS	BF	H	R	ER	SO	BB	IBB	HBP	BLK	WP	HR	S	P	ERA	WHIP
31 Max Scherzer, R (1, 1) ERA: 2.25	2.0		10	3	1	1	2	1	0	0	0	0	0	13	17	4.50	2.000
52 Yusmeiro Petit, R (3, 1) ERA: 1.8	3.0	W	9	1	0	0	4	0	0	0	0	0	0	17	18	0.00	0.333
70 Austin Voth, R (6, 1) ERA:	1.0	H	4	1	0	0	2	0	0	0	0	0	0	8	8	0.00	1.000
27 Shawn Kelley, R (7, 1) ERA: 4.5	1.0	H	4	1	1	1	1	0	0	0	0	0	1	6	6	9.00	1.000
53 Rafael Martín, R (8, 1) ERA:	1.0	H	3	1	0	0	0	0	0	0	0	0	0	3	3	0.00	1.000
71 Michael Brady, R (9, 1) ERA:	1.0	S	4	1	0	0	1	0	0	0	0	0	0	6	6	0.00	1.000

Batter	1	2	3	4	5	6	7	8	9	AB	R	H	RBI	BB	SO	LOB
9 Ben Revere, L (1, 8) OBP: 0.500, SLG: 0.900 3 Michael Taylor, R (6, 8) OBP: 0.429, SLG: 0.615	C X 0-1 F9 ①		X 0-0 20 G4-3 2B		X 0-0 20 2B 1-2 1B		X 0-0 1 S 1-3 1B		S S S 0-3 K ②	3 2	1 0	2 1	0 0	0 0	0 1	0 0
20 Daniel Murphy, L (1, 4) OBP: 0.200, SLG: 0.222 1 Wilmer Difo, S (6, 4) OBP: 0.364, SLG: 0.700	X 0-0 G4-3 ②		2 SAFE X 0-0 G4-3 2-3		X 0-0 1-H 2-H 2B		3 SAFE X 0-0 P4 1-2		S S S 0-3 K ③	3 2	0 0	1 0	2 0	0 0	0 1	1 2
34 Bryce Harper, L (1, 9) OBP: 0.200, SLG: 0.200 48 Brian Goodwin, L (6, 9)	X 0-0 G5-3 ③		X 0-0 F7 ③		X 0-0 P4 ③		X 0-0 F7 ③			3 1	0 0	0 0	0 0	0 0	0 0	2 2
6 Anthony Rendon, R (1, 5) OBP: 0.556, SLG: 0.429 16 Scott Sizemore, R (6, PH) OBP: 0.615, SLG: 1.545 (6, 5)		B B B B 4-0 25 BB BB		X 0-0 L7 ①		S S S 0-3 K ①		X 0-0 HR		1 2	0 1	0 1	0 1	1 0	0 1	0 0
28 Jayson Werth, R (1, 7) OBP: 0.167, SLG: 0.167 4 Tony Campana, L (6, PH) OBP: 0.333, SLG: 0.545 (6, 7)		F F S 0-3 K ①		X 0-0 G5-3 ②		X 0-0 G1-3 ②		X 0-0 32 F8 7 G4-3 2B		2 2	0 1	0 1	0 0	0 0	1 0	1 0
25 Clint Robinson, L (1, 3) OBP: 0.286, SLG: 0.417 32 Tyler Moore, R (6, PH) OBP: 0.125, SLG: 0.375 (6, 3)		1 SAFE 1 SAFE B B B B 4-0 1-2 BB		X 0-0 F7 ③		S B S X 1-2 HR		X 0-0 F8 2-3 ①		1 2	0 1	0 1	0 1	1 0	0 0	0 1
8 Danny Espinosa, S (1, 6) 2 Brendan Ryan, R (6, PH) OBP: 0.385, SLG: 0.615 (6, 6) 7 Trea Turner, R (7, 6) OBP: 0.308, SLG: 0.400		X 0-0 F8 ②			X 0-0 F7 ①	S S S 0-3 K ③		X 0-0 G4-3 3-H ②		2 1 1	0 0 0	0 0 0	0 0 1	0 0 0	0 1 0	2 0 0
23 Jhonatan Solano, R (1, 10) OBP: 0.333, SLG: 0.286 68 Jason Martinson, R (7, PH) OBP: 0.333, SLG: 0.250 (7, 10)		X 0-0 P5 ③			X 0-0 G6-3 ②		S S S 0-3 K ①	S S S 0-3 K ③		2 2	0 0	0 0	0 0	0 0	0 2	2 0
64 Spencer Kieboom, R (1, 2) OBP: 0.400, SLG: 0.333 29 Pedro Severino, R (6, 2) OBP: 0.600, SLG: 0.778			X 0-0 G5-3 ①		B B B B 4-0 9 1B 20 2B BB		X 0-0 3 1B 1B		X 0-0 F7 ①	1 2	1 0	0 1	0 0	1 0	0 0	0 0

Inning Stats	1	2	3	4	5	6	7	8	9
	R: 0 E: 0 K: 0 S: 4	H: 0 LOB: 0 BB: 0 P: 4	R: 0 E: 0 K: 1 S: 5	H: 0 LOB: 2 BB: 2 P: 13	R: 0 E: 0 K: 0 S: 4	H: 1 LOB: 1 BB: 0 P: 4	R: 0 E: 0 K: 0 S: 3	H: 0 LOB: 0 BB: 0 P: 3	R: 2 E: 0 K: 0 S: 5	H: 2 LOB: 1 BB: 1 P: 9	R: 1 E: 0 K: 2 S: 10	H: 1 LOB: 0 BB: 0 P: 11	R: 0 E: 0 K: 1 S: 7	H: 2 LOB: 2 BB: 0 P: 7	R: 2 E: 0 K: 1 S: 7	H: 2 LOB: 0 BB: 0 P: 7	R: 0 E: 0 K: 2 S: 7	H: 0 LOB: 0 BB: 0 P: 7

PITCHER		IP	WLS	BF	H	R	ER	SO	BB	IBB	HBP	BLK	WP	HR	S	P	ERA	WHIP
35 Justin Verlander, R ERA:	(1, 1)	3.0	W	12	1	0	0	1	2	0	0	0	0	0	13	21	0.00	1.000
67 Logan Kensing, R ERA: 6.0	(4, 1)	1.0		3	0	0	0	0	0	0	0	0	0	0	3	3	0.00	0.000
65 Blaine Hardy, L ERA: 13.5	(5, 1)	1.0		6	2	2	2	0	1	0	0	0	0	0	5	9	18.00	3.000
58 José Váldez, R ERA: 10.8	(6, 1)	1.1		7	3	1	1	3	0	0	0	0	0	1	15	16	6.75	2.250
76 Preston Guilmet, R ERA: 6.75	(7, 1)	1.2	H	7	2	2	2	1	0	0	0	0	0	1	9	9	10.80	1.200

PITCHER		IP	WLS	BF	H	R	ER	SO	BB	IBB	HBP	BLK	WP	HR	S	P	ERA	WHIP
68 Lendy Castillo, R ERA: 6.0	(9, 1)	1.0		3	0	0	0	2	0	0	0	0	0	0	7	7	0.00	0.000

Washington Nationals @ Detroit Tigers

Joker Marchant Stadium, Lakeland, FL

Wed Mar 09 2016, 1:10 PM - 4:11 PM EST

Att. 7,620 - Partly Cloudy - 81 F

TOP

livebaseballscorecards.com

AB	35
R	5
H	8
RBI	5
BB	3
SO	7
LOB	13

1B: 3	SF: 0	WP: 0	PA: 38
2B: 3	SAC: 0	PB: 0	
3B: 0	DP: 0	SB: 1	
HR: 2	HBP: 0	CS: 0	

Batter	1	2	3	4	5	6	7	8	9	AB	R	H	RBI	BB	SO	LOB
3 Ian Kinsler, R (1, 4) OBP: 0.444, SLG: 0.933	B B S X 2-1 HR	X 0-0 ③ P4		X 0-0 ① L8		X 0-0 ② ③ G5-4-3 1-2f		X 0-0 2B		3	1	1	1	0	0	0
74 Tommy Field, R (6, 4) OBP: 0.200, SLG: 0.154										2	0	1	0	0	0	1
8 Justin Upton, R (1, 7) OBP: 0.286, SLG: 0.091	B B B B 4-0 24 S 41 1B BB	B B B B 4-0 24 G6-4-3 BB	S S S 0-3 ② K				X 0-0 33 1B 62 HR 1B	S S S 0-3 ① K		0	1	0	0	1	0	0
73 Jason Krizan, L (2, 7) OBP: 0.538, SLG: 0.375										3	1	1	0	1	2	1
24 Miguel Cabrera, R (1, 3) OBP: 0.500, SLG: 0.909	B X 1-0 ① G5-3 1-2	1 SAFE X 0-0 ① ② G6-4-3 1-2f	S X 0-1 HR				X 0-0 ① F9	S F S 0-3 ② K		3	1	1	1	0	0	2
72 Dominic Ficociello, S (6, 3) OBP: 0.250, SLG: 0.333										2	0	0	0	0	1	2
41 Victor Martinez, S (1, 10) OBP: 0.429, SLG: 0.750	X 0-0 39 BB 2-H 1B	X 0-0 E6 28 WP 39 HR	S S S 0-3 ③ K				X 0-0 62 HR 1-2 1B	S S S 0-3 ③ K		3	1	1	1	0	1	0
33 Steven Moya, L (7, PH) OBP: 0.455, SLG: 1.000 (8, 10)										2	1	1	0	0	1	1
28 J.D. Martinez, R (1, 9) OBP: 0.316, SLG: 0.533	X 0-0 ② F9	S B B B B 4-1 39 HR 1-2 BB	S S S 0-3 ① K				S X 0-1 1-H 2-H HR			2	1	0	0	1	1	1
62 Nate Schierholtz, L (6, 9) OBP: 0.300, SLG: 0.556										1	1	1	3	0	0	0
39 Jarrod Saltalamacchia, S (1, 2) OBP: 0.583, SLG: 1.300	B B B B 4-0 1-2 BB	X 0-0 1-H 2-H HR	X 0-0 ② F8		X 0-0 ② G6-3					2	1	1	3	1	0	0
71 Austin Green, R (6, 2)										1	0	0	0	0	0	0
14 Mike Aviles, R (1, 5) OBP: 0.188, SLG: 0.133	S S S 0-3 ③ K	X 0-0 E5 17 E 17 1B	X 0-0 ③ G6-3			B B B B 4-0 BB				3	1	0	0	0	1	2
31 Casey McGehee, R (6, 5) OBP: 0.500, SLG: 0.417										0	0	0	0	1	0	0
17 Andrew Romine, S (1, 6) OBP: 0.429, SLG: 0.200	X 0-0 ① G6-3	B X 1-0 12 S 1-H 1B				X 0-0 ① F9	X 0-0 ③ L8			2	0	1	1	0	0	0
49 Dixon Machado, R (6, 6) OBP: 0.250, SLG: 0.182										2	0	0	0	0	0	1
12 Anthony Gose, L (1, 8) OBP: 0.444, SLG: 0.533	X 0-0 ② G4-3	B X 1-0 ③ G6-3 1-2				X 0-0 74 G5-4-3 1B		B B S S X 2-2 HR		3	0	1	0	0	0	1
18 Tyler Collins, L (7, 8) OBP: 0.529, SLG: 0.636										1	1	1	1	0	0	0
Inning Stats	R: 2 H: 2 E: 0 LOB: 2 K: 1 BB: 2 S: 8 P: 19	R: 0 H: 0 E: 0 LOB: 0 K: 0 BB: 0 S: 3 P: 3	R: 4 H: 2 E: 2 LOB: 1 K: 0 BB: 2 S: 7 P: 17	R: 1 H: 1 E: 0 LOB: 0 K: 2 BB: 0 S: 9 P: 9	R: 0 H: 0 E: 0 LOB: 0 K: 1 BB: 0 S: 5 P: 5	R: 0 H: 1 E: 0 LOB: 0 K: 0 BB: 0 S: 3 P: 3	R: 3 H: 3 E: 0 LOB: 1 K: 0 BB: 1 S: 7 P: 11	R: 1 H: 2 E: 0 LOB: 1 K: 3 BB: 0 S: 13 P: 15		1B: 5 SF: 0 2B: 2 SAC: 0 3B: 0 DP: 2 HR: 5 HBP: 0				WP: 1 PA: 40 PB: 0 SB: 2 CS: 0		

PITCHER		IP	WLS	BF	H	R	ER	SO	BB	IBB	HBP	BLK	WP	HR	S	P	ERA	WHIP
47 Gio González, L	(1, 1)	2.2	L	14	2	4	3	1	4	0	0	0	1	1	14	33	10.12	2.250
ERA: 3.86																		
49 Nick Masset, R	(3, 1)	1.1		8	3	3	1	2	0	0	0	0	0	2	13	15	6.75	2.250
ERA: 5.4																		
17 Sean Burnett, L	(5, 1)	1.0		3	0	0	0	1	0	0	0	0	0	0	5	5	0.00	0.000
ERA:																		
19 Erik Davis, R	(6, 1)	1.0		3	1	0	0	0	0	0	0	0	0	0	3	3	0.00	1.000
ERA:																		
36 Sammy Solís, L	(7, 1)	1.0		7	3	3	3	0	1	0	0	0	0	1	7	11	27.00	4.000
ERA: 9.0																		

PITCHER		IP	WLS	BF	H	R	ER	SO	BB	IBB	HBP	BLK	WP	HR	S	P	ERA	WHIP
44 Lucas Giolito, R	(8, 1)	1.0		5	2	1	1	3	0	0	0	0	0	1	13	15	9.00	2.000
ERA: 3.0																		

BOTTOM

Washington Nationals @ Detroit Tigers

Joker Marchant Stadium, Lakeland, FL

Wed Mar 09 2016, 1:10 PM - 4:11 PM EST

Att. 7,620 - Partly Cloudy - 81 F

livebaseballscorecards.com

AB	35
R	11
H	11
RBI	11
BB	5
SO	7
LOB	12

Batter	1	2	3	4	5	6	7	8	9	AB	R	H	RBI	BB	SO	LOB
6 Jake Marisnick, R (1, 8) OBP: 0.235, SLG: 0.375	B X 1-0 ① G6-3			X 0-0 ① P6		B X 1-0 ① G6-3 1-3	X 0-0 ③ G3			3	0	0	0	0	0	1
78 Tony Kemp, L (7, PH) OBP: 0.250, SLG: 0.286 (7, 8)										1	0	0	0	0	0	1
79 Colin Moran, L (1, 10) OBP: 0.455, SLG: 0.400	X 0-0 ② G4-3			X 0-0 9 HR 1B		X 0-0 9 1B 87 1B 3-H 1B		X 0-0 1B		3	2	2	1	0	0	0
80 AJ Reed, L (8, PH) OBP: 0.400, SLG: 0.429										1	0	1	0	0	0	0
82 Alex Bregman, R (8, PR) OBP: 0.250, SLG: 0.100 (8, 10)										0	0	0	0	0	0	0
9 Marwin Gonzalez, S (1, 6) OBP: 0.571, SLG: 1.300	X 0-0 ③ G3			B C S X 1-2 1-H HR		X 0-0 87 1B 1-2 1B		X 0-0 ① F9		3	1	2	2	0	0	0
26 Danny Worth, R (6, PR) OBP: 0.556, SLG: 0.429 (6, 6)										1	0	0	0	0	0	1
87 Jon Kemmer, L (1, 9) OBP: 0.167, SLG: 0.091		X 0-0 ① P4		S S S 0-3 ② K		X 0-0 1-3 2-H 1B		X 0-0 ② L9		4	0	1	1	0	1	1
19 Matt Duffy, R (1, 5) OBP: 0.333, SLG: 0.800 (7, 3)		S S S 0-3 ② K		X 0-0 ③ G5-3		S S T 0-2 ② K		X 0-0 ③ F8		4	0	0	0	0	2	4
20 Preston Tucker, L (1, 7) OBP: 0.235, SLG: 0.438		S S S 0-3 ③ K			S S S 0-3 ① K	S S S 0-3 ③ K			C C C 0-3 ① K	3	0	0	0	0	3	3
86 Derek Fisher, L (6, 7) OBP: 0.250, SLG: 0.571										1	0	0	0	0	1	0
21 Jon Singleton, L (1, 3) OBP: 0.105, SLG: 0.316			S S S 0-3 ① K		X 0-0 ② G3		X 0-0 E4		X 0-0 ② G4-3	3	0	0	0	0	1	0
83 J.D. Davis, R (7, PR) OBP: 0.400, SLG: 0.400 (7, 5)										1	0	0	0	0	0	0
12 Max Stassi, R (1, 2) OBP: 0.125, SLG: 0.188		X 0-0 ② G6-3			S S S 0-3 ③ K		X 0-0 ① P4		X 0-0 2B	3	0	0	0	0	1	1
73 Roberto Peña, R (7, 2) OBP: 0.143, SLG: 0.286										1	0	1	0	0	0	0
76 Nolan Fontana, L (1, 4) OBP: 0.364, SLG: 0.222		X 0-0 ③ F8				X 0-0 6 G6-3 6 WP 79 1B 1B	X 0-0 ② F7		X 0-0 ③ L8	2	1	1	0	0	0	0
81 Joe Sclafani, S (7, PH) OBP: 0.250, SLG: 0.143 (7, 4)										2	0	0	0	0	0	2
Inning Stats	R: 0 E: 0 K: 0 S: 3 H: 0 LOB: 0 BB: 0 P: 4	R: 0 E: 0 K: 2 S: 7 H: 0 LOB: 0 BB: 0 P: 7	R: 0 E: 0 K: 1 S: 5 H: 0 LOB: 0 BB: 0 P: 5	R: 2 E: 0 K: 1 S: 9 H: 2 LOB: 0 BB: 0 P: 10	R: 0 E: 0 K: 2 S: 7 H: 0 LOB: 0 BB: 0 P: 7	R: 2 E: 0 K: 2 S: 11 H: 4 LOB: 3 BB: 0 P: 12	R: 0 E: 1 K: 0 S: 4 H: 0 LOB: 1 BB: 0 P: 4	R: 0 E: 0 K: 0 S: 4 H: 1 LOB: 1 BB: 0 P: 4	R: 0 E: 0 K: 1 S: 6 H: 1 LOB: 1 BB: 0 P: 6	1B: 6 2B: 1 3B: 0 HR: 1	SF: 0 SAC: 0 DP: 0 HBP: 0						

TOP

Houston Astros @ Washington Nationals

Space Coast Stadium, Viera, FL

Thu Mar 10 2016, 5:07 PM - 7:55 PM EST

Att. 4,870 - Partly Cloudy - 76 F

livebaseballscorecards.com

AB	36
R	4
H	8
RBI	4
BB	0
SO	9
LOB	14

PITCHER		IP	WLS	BF	H	R	ER	SO	BB	IBB	HBP	BLK	WP	HR	S	P	ERA	WHIP
61 Bronson Arroyo, R ERA: 3.6	(1, 1)	3.0		9	0	0	0	3	0	0	0	0	0	0	15	16	0.00	0.000
26 Trevor Gott, R ERA: 9.0	(4, 1)	1.0	L	5	2	2	2	1	0	0	0	0	0	1	9	10	18.00	2.000
50 Aaron Laffey, L ERA: 7.71	(5, 1)	1.1		7	3	2	2	2	0	0	0	0	1	0	11	12	13.50	2.250
66 Wander Suero, R ERA:	(6, 1)	0.2		3	1	0	0	2	0	0	0	0	0	0	7	7	0.00	1.500
72 Burke Badenhop, R ERA: 6.0	(7, 1)	1.0		4	0	0	0	0	0	0	0	0	0	0	4	4	0.00	0.000

PITCHER		IP	WLS	BF	H	R	ER	SO	BB	IBB	HBP	BLK	WP	HR	S	P	ERA	WHIP
62 Abel De Los Santos, R ERA:	(8, 1)	1.0		4	1	0	0	0	0	0	0	0	0	0	4	4	0.00	1.000
43 A.J. Cole, R ERA: 9.0	(9, 1)	1.0		4	1	0	0	1	0	0	0	0	0	0	6	6	0.00	1.000

BOTTOM

Batter	1	2	3	4	5	6	7	8	9	AB	R	H	RBI	BB	SO	LOB
9 Ben Revere, L (1, 7) OBP: 0.583, SLG: 1.000										2	0	2	0	0	0	0
14 Chris Heisey, R (6, 7) OBP: 0.400, SLG: 0.100										2	0	0	0	0	2	2
20 Daniel Murphy, L (1, 4) OBP: 0.167, SLG: 0.182										2	0	0	0	0	0	1
65 Christopher Bostick, R (6, 4) OBP: 0.455, SLG: 0.250										2	0	1	0	0	0	0
34 Bryce Harper, L (1, 9) OBP: 0.250, SLG: 0.250										2	0	1	0	0	0	1
21 Matthew den Dekker, L (6, 9) OBP: 0.214, SLG: 0.385										1	0	0	1	0	0	0
28 Jayson Werth, R (1, 10) OBP: 0.125, SLG: 0.125										2	0	0	0	0	1	2
22 Logan Schafer, L (6, PH) OBP: 0.231, SLG: 0.231 (7, 10)										2	0	1	0	0	0	2
6 Anthony Rendon, R (1, 5) OBP: 0.455, SLG: 0.333										2	0	0	0	0	0	1
63 Matt Skole, L (6, 5) OBP: 0.357, SLG: 0.545										2	1	1	0	0	0	1
25 Clint Robinson, L (1, 3) OBP: 0.250, SLG: 0.357										2	0	0	0	0	0	0
10 Stephen Drew, L (6, 3) OBP: 0.455, SLG: 0.333										2	1	1	0	0	0	0
3 Michael Taylor, R (1, 8) OBP: 0.375, SLG: 0.533										2	0	0	0	0	0	0
5 Reed Johnson, R (6, 8) OBP: 0.462, SLG: 0.300										2	0	0	0	0	2	2
8 Danny Espinosa, S (1, 6)										2	0	0	0	0	1	0
7 Trea Turner, R (6, 6) OBP: 0.267, SLG: 0.364										1	0	0	1	0	0	0
59 Jose Lobaton, S (1, 2) OBP: 0.455, SLG: 0.333										2	0	1	0	0	1	0
4 Tony Campana, L (6, PR) OBP: 0.333, SLG: 0.545										0	1	0	0	0	0	0
23 Jhonatan Solano, R (7, 2) OBP: 0.400, SLG: 0.375										1	0	1	1	0	0	0
Inning Stats	R: 0 E: 0 K: 1 S: 6 H: 1 LOB: 1 BB: 0 P: 6	R: 0 E: 0 K: 0 S: 3 H: 0 LOB: 0 BB: 0 P: 3	R: 0 E: 0 K: 1 S: 5 H: 1 LOB: 0 BB: 0 P: 6	R: 0 E: 0 K: 0 S: 4 H: 1 LOB: 1 BB: 0 P: 4	R: 0 E: 0 K: 1 S: 5 H: 0 LOB: 0 BB: 0 P: 5	R: 1 E: 0 K: 1 S: 7 H: 2 LOB: 2 BB: 0 P: 7	R: 2 E: 0 K: 2 S: 10 H: 3 LOB: 1 BB: 0 P: 11	R: 0 E: 0 K: 0 S: 4 H: 1 LOB: 1 BB: 0 P: 4	R: 0 E: 0 K: 1 S: 5 H: 0 LOB: 0 BB: 0 P: 5	1B: 8 2B: 1 3B: 0 HR: 0 SF: 2 SAC: 0 DP: 0 HBP: 0	WP: 0 PB: 1 SB: 0 CS: 1	PA: 36				

PITCHER		IP	WLS	BF	H	R	ER	SO	BB	IBB	HBP	BLK	WP	HR	S	P	ERA	WHIP
31 Collin McHugh, R ERA:	(1, 1)	3.0	W	10	2	0	0	2	0	0	0	0	0	0	14	15	0.00	0.667
67 Jandel Gustave, R ERA:	(4, 1)	1.0	H	4	1	0	0	0	0	0	0	0	0	0	4	4	0.00	1.000
68 Joe Musgrove, R ERA: 4.5	(5, 1)	2.0	H	8	2	1	1	2	0	0	0	0	0	0	12	12	4.50	1.000
66 Chris Devenski, R ERA: 2.25	(7, 1)	2.0	H	10	4	2	1	2	0	0	0	0	0	0	14	15	4.50	2.000
38 Jake Buchanan, R ERA:	(9, 1)	1.0	S	3	0	0	0	1	0	0	0	0	0	0	5	5	0.00	0.000

PITCHER	IP	WLS	BF	H	R	ER	SO	BB	IBB	HBP	BLK	WP	HR	S	P	ERA	WHIP

Houston Astros @ Washington Nationals

Space Coast Stadium, Viera, FL

Thu Mar 10 2016, 5:07 PM - 7:55 PM EST

Att. 4,870 - Partly Cloudy - 76 F

livebaseballscorecards.com

AB	33
R	3
H	9
RBI	3
BB	0
SO	7
LOB	12

Batter	1	2	3	4	5	6	7	8	9	AB	R	H	RBI	BB	SO	LOB
16 Alejandro De Aza, L (1, 7) OBP: 0.500, SLG: 0.563	12 G2-3 1B		G4-3 2-3		F7		F7		87 1B 75 E 1-2 2-3 BB	3	0	1	0	0	0	2
55 Ty Kelly, S (5, 7) OBP: 0.304, SLG: 0.222										1	1	0	0	1	0	1
12 Juan Lagares, R (1, 8) OBP: 0.417, SLG: 0.364	G2-3 1-2		4 BB 1B 3-H		K			G3	75 E 1-3 2-H 3-H 1B	3	0	1	1	0	1	2
87 John Mora, L (5, 8) OBP: 0.667, SLG: 0.500										2	0	1	2	0	0	0
4 Wilmer Flores, R (1, 5) OBP: 0.588, SLG: 0.571	74 G6-3 BB		BB 1-2			74 G3-1 1B		F9	E6 1-2 3-H	0	0	0	0	2	0	0
75 T.J. Rivera, R (3, PR) OBP: 0.278, SLG: 0.333 (3, 5)										3	0	1	0	0	0	1
74 Dominic Smith, L (1, 10) OBP: 0.222, SLG: 0.176	G6-3 1-2f		G3			G3-1 1-2		G4-3	F7	5	0	0	0	0	0	7
7 Travis d'Arnaud, R (1, 2) OBP: 0.154, SLG: 0.083		F8		F7		G1-3			81 BB 61 1B 73 SF9 BB	3	0	0	0	0	0	1
19 Johnny Monell, L (6, 2) OBP: 0.429, SLG: 0.273										0	1	0	0	1	0	0
61 Marc Krauss, L (1, 3) OBP: 0.368, SLG: 0.353		G3-1		G6-3	K				55 BB 81 BB 87 1B 1-2 1B	4	1	1	0	0	1	1
2 Dilson Herrera, R (1, 4) OBP: 0.190, SLG: 0.400		K		F7			G3-1		55 BB 87 1B 1-2 2-3 BB	2	0	0	0	0	1	0
81 Danny Muno, S (6, 4) OBP: 0.267, SLG: 0.154										1	1	0	0	1	0	0
9 Roger Bernadina, L (1, 9) OBP: 0.500, SLG: 0.571			16 G4-3 12 1B 2B		F8		BB		SF9 3-H	2	1	1	0	0	0	0
73 Travis Taijeron, R (6, 9) OBP: 0.429, SLG: 0.722										0	0	0	1	1	0	0
11 Rubén Tejada, R (1, 6) OBP: 0.250, SLG: 0.400			F9		1B		F8		F9	2	0	1	0	0	0	1
72 Gavin Cecchini, R (6, 6) OBP: 0.400, SLG: 0.250										2	0	0	0	0	0	3
Inning Stats	R: 0 E: 0 K: 0 S: 3 H: 1 LOB: 1 BB: 1 P: 7	R: 0 E: 0 K: 1 S: 5 H: 0 LOB: 0 BB: 0 P: 5	R: 1 E: 0 K: 0 S: 5 H: 2 LOB: 2 BB: 1 P: 9	R: 0 E: 0 K: 0 S: 3 H: 0 LOB: 0 BB: 0 P: 3	R: 0 E: 0 K: 1 S: 6 H: 1 LOB: 1 BB: 0 P: 6	R: 0 E: 0 K: 1 S: 6 H: 1 LOB: 1 BB: 0 P: 6	R: 0 E: 0 K: 0 S: 3 H: 0 LOB: 1 BB: 1 P: 7	R: 0 E: 0 K: 0 S: 3 H: 0 LOB: 0 BB: 0 P: 3	R: 4 E: 1 K: 0 S: 6 H: 2 LOB: 2 BB: 3 P: 18	1B: 6 2B: 1 3B: 0 HR: 0	SF: 1 SAC: 0 DP: 1 HBP: 0						

TOP

New York Mets @ Washington Nationals

Space Coast Stadium, Viera, FL

Fri Mar 11 2016, 1:06 PM - 4:26 PM EST

Att. 7,026 - Sunny - 83 F

livebaseballscorecards.com

AB	33
R	5
H	7
RBI	4
BB	6
SO	3
LOB	19

PITCHER		IP	WLS	BF	H	R	ER	SO	BB	IBB	HBP	BLK	WP	HR	S	P	ERA	WHIP
37 Stephen Strasburg, R ERA: 5.4	(1, 1)	3.0	W	13	3	1	1	1	2	0	0	0	0	0	13	21	3.00	1.667
46 Oliver Pérez, L ERA:	(4, 1)	1.0	H	3	0	0	0	0	0	0	0	0	0	0	3	3	0.00	0.000
71 Michael Brady, R ERA:	(5, 1)	1.0	H	5	2	0	0	1	0	0	0	0	0	0	7	7	0.00	2.000
73 Felipe Vázquez, L ERA: 9.0	(6, 1)	1.0	H	3	0	0	0	1	0	0	0	0	0	0	5	5	0.00	0.000
53 Rafael Martín, R ERA:	(7, 1)	1.0	H	4	0	0	0	0	1	0	0	0	0	0	3	7	0.00	1.000

PITCHER		IP	WLS	BF	H	R	ER	SO	BB	IBB	HBP	BLK	WP	HR	S	P	ERA	WHIP
56 Nick Lee, L ERA:	(8, 1)	1.0	H	3	0	0	0	0	0	0	0	0	0	0	3	3	0.00	0.000
58 Jonathan Papelbon, R ERA: 16.2	(9, 1)	0.2		7	2	4	3	0	3	0	0	0	0	0	4	16	40.50	7.500
94 Tyler Mapes, R ERA:	(9, 1)	0.1		2	0	0	0	0	0	0	0	0	0	0	2	2	0.00	0.000

BOTTOM

Batter	1	2	3	4	5	6	7	8	9	AB	R	H	RBI	BB	SO	LOB
9 Ben Revere, L (1, 8) OBP: 0.538, SLG: 0.923	x 0-0 G3-1 ①		B B B B 4-0 48 1B, 16 1B, 14 1B, 1-2 BB	x 0-0 G3 ③		x 0-0 G4-3 ③		B x 1-0 E6, 65 2B, 4 E, 1-3 1B		1	0	0	0	0	0	0
21 Matthew den Dekker, L (3, PH) OBP: 0.250, SLG: 0.357 (4, 8)										1	1	0	0	1	0	0
5 Reed Johnson, R (6, PH) (7, 9) OBP: 0.467, SLG: 0.333										2	1	1	0	0	0	1
6 Anthony Rendon, R (1, 5) OBP: 0.417, SLG: 0.300	x 0-0 G5-3 ②		x 0-0 ① 48 1B, 14 1B, 1-2 2-3 1B		x 0-0 F8 ①		x 0-0 68 1B, 4 1B, 22 FC6-4, 1B	x 0-0 4 E, 1-3 3-H 2B		1	0	0	0	0	0	0
16 Scott Sizemore, R (3, PH) OBP: 0.625, SLG: 1.357 (4, 5)										3	2	2	0	0	0	0
65 Christopher Bostick, R (8, PH) OBP: 0.500, SLG: 0.444 (9, 4)										1	1	1	1	0	0	0
34 Bryce Harper, L (1, 9) OBP: 0.231, SLG: 0.231	C C C 0-3 K ③		x 0-0 14 E, 14 1B, 1-2 2-3 3-H 1B		x 0-0 22 WP, 68 1B, 1B		x 0-0 22 FC6-4, 68 1B, 1-2 1B	x 0-0 E8, 68 2B, 2-H 3-H 1B		1	0	0	0	0	1	0
48 Brian Goodwin, L (3, PH) OBP: 0.400, SLG: 0.286 (4, 9)										2	0	2	1	0	0	0
4 Tony Campana, L (7, 8) OBP: 0.429, SLG: 0.615										2	1	2	2	0	0	0
20 Daniel Murphy, L (1, 4) OBP: 0.231, SLG: 0.250		x 0-0 25 E, 1B	x 0-0 ① F8		x 0-0 22 WP, 1-2 1B		x 0-0 22 FC6-4, 1-2 2-3 1B	x 0-0 22 2B, 2-H 2B		1	0	1	0	0	0	0
68 Jason Martinson, R (3, PH) OBP: 0.421, SLG: 0.438 (4, 4)										4	1	3	1	0	0	3
(9, 5)																
28 Jayson Werth, R (1, 7) OBP: 0.111, SLG: 0.111	x 0-0 ① F9		C C C 0-3 K ②		B S S S 1-3 K ② 1-2 2-3		x 0-0 ① FC6-4, 63 S, 1-2f 2-3 3-H	x 0-0 2-H 2B		1	0	0	0	0	0	1
22 Logan Schafer, L (3, PH) OBP: 0.235, SLG: 0.294 (4, 7)										4	0	1	2	0	2	7
25 Clint Robinson, L (1, 10) OBP: 0.235, SLG: 0.333	x 0-0 FC1, 40 FC5-4, 1-2		x 0-0 E7, 1-3 2-H 3-H 1B		S S S 0-3 K ③		x 0-0 ② P6	B B B B 4-0 64 FC6-4 BB		1	0	0	0	0	0	1
14 Chris Heisey, R (3, PH) OBP: 0.421, SLG: 0.154 (4, 10)										3	0	1	2	1	1	4
32 Tyler Moore, R (1, 3) OBP: 0.111, SLG: 0.333	x 0-0 ② F6		x 0-0 ③ F8			B B B B 4-0 29 F8, 29 WP, 7 FC6-2 BB	B S S S 1-3 K ③ 1-2	x 0-0 ② F7		2	0	0	0	0	0	4
63 Matt Skole, L (6, 3) OBP: 0.353, SLG: 0.462										2	0	0	0	1	1	4
40 Wilson Ramos, R (1, 2)	x 0-0 ③ FC5-4 1-2f			x 0-0 ① F9		B x 1-0 ① F8 1-3		3-0 F7 ① x 0-0 ③ FC6-4 1-2f		2	0	0	0	0	0	2
29 Pedro Severino, R (5, 2) OBP: 0.545, SLG: 0.700										1	0	0	0	0	0	1
64 Spencer Kieboom, R (8, 2) OBP: 0.333, SLG: 0.273										2	0	0	0	0	0	2
8 Danny Espinosa, S (1, 6)			B B B B 4-0 16 1B, 21 S, 48 1B, BB	x 0-0 ② F8		x 0-0 FC6-2 3-H		B B B B 4-0 5 E, 5 S, 65 2B, BB		0	1	0	0	1	0	0
7 Trea Turner, R (4, 6) OBP: 0.278, SLG: 0.308										2	1	0	0	1	0	1
Inning Stats	R: 0 E: 0 K: 1 S: 5 H: 0 LOB: 0 BB: 0 P: 5	R: 0 E: 1 K: 0 S: 5 H: 1 LOB: 2 BB: 0 P: 5	R: 3 E: 1 K: 1 S: 8 H: 3 LOB: 2 BB: 2 P: 16	R: 0 E: 0 K: 0 S: 3 H: 0 LOB: 0 BB: 0 P: 3	R: 0 E: 0 K: 2 S: 9 H: 2 LOB: 2 BB: 0 P: 10	R: 0 E: 0 K: 0 S: 3 H: 0 LOB: 1 BB: 1 P: 8	R: 1 E: 0 K: 1 S: 8 H: 3 LOB: 2 BB: 0 P: 9	R: 5 E: 2 K: 0 S: 8 H: 5 LOB: 2 BB: 2 P: 17		1B: 11 2B: 3 3B: 0 HR: 0 SF: 0 SAC: 0 DP: 0 HBP: 0						

PITCHER		IP	WLS	BF	H	R	ER	SO	BB	IBB	HBP	BLK	WP	HR	S	P	ERA	WHIP
32 Steven Matz, L ERA: 7.2	(1, 1)	2.0	L	11	2	3	3	1	2	0	0	0	0	0	11	19	13.50	2.000
59 Antonio Bastardo, L ERA: 4.5	(3, 1)	1.0	B	5	2	0	0	1	0	0	0	0	0	0	7	7	0.00	2.000
35 Logan Verrett, R ERA: 1.8	(4, 1)	2.0		8	2	0	0	2	0	0	0	0	1	0	12	13	0.00	1.000
36 Sean Gilmartin, L ERA: 1.8	(6, 1)	2.0		10	3	1	1	1	1	0	0	0	1	0	11	17	4.50	2.000
60 Duane Below, L ERA: 23.14	(8, 1)	0.1		6	4	5	5	0	1	0	0	0	0	0	5	10	135.00	15.000

PITCHER		IP	WLS	BF	H	R	ER	SO	BB	IBB	HBP	BLK	WP	HR	S	P	ERA	WHIP
80 Zack Thornton, R ERA: 5.4	(8, 1)	0.2		4	1	0	0	0	1	0	0	0	0	0	3	7	0.00	3.000

New York Mets @ Washington Nationals

Space Coast Stadium, Viera, FL

Fri Mar 11 2016, 1:06 PM - 4:26 PM EST

Att. 7,026 - Sunny - 83 F

livebaseballscorecards.com

AB	39
R	9
H	14
RBI	9
BB	5
SO	5
LOB	31

1B: 11	SF: 0	WP: 2	PA: 44
2B: 3	SAC: 0	PB: 0	
3B: 0	DP: 0	SB: 3	
HR: 0	HBP: 0	CS: 0	

Washington Nationals @ Atlanta Braves

Champion Stadium, Lake Buena Vista, FL

Sat Mar 12 2016, 6:12 PM - 9:22 PM EST

Att. 9,029 - Clear - 77 F

TOP

livebaseballscorecards.com

Batter	1	2	3	4	5	6	7	8	9	AB	R	H	RBI	BB	SO	LOB
7 Trea Turner, R (1, 6) OBP: 0.333, SLG: 0.375	0-1 3 1B 10 2B 1B	0-0 3 2B 10 G3 2-3 1B		K2-3	P3		0-0 1-H 2-H 2B	FC6-4 1-2r		3	2	2	0	0	1	0
65 Christopher Bostick, R (5, PH) OBP: 0.467, SLG: 0.500 (5, 6)										3	0	1	2	0	0	4
3 Michael Taylor, R (1, 8) OBP: 0.474, SLG: 0.722	0-0 10 2B 1-2 1B	0-0 10 G3 1-3 3-H 2B		0-0 10 G1-3 25 HR 2B		0-0 F7	0-0 F7		0-0 P6	3	2	3	1	0	0	0
22 Logan Schafer, L (5, 8) OBP: 0.200, SLG: 0.250										3	0	0	0	0	0	1
10 Stephen Drew, L (1, 4) OBP: 0.429, SLG: 0.417	0-0 1-H 2-H 2B	0-0 G3 2-3 3-H		0-0 G1-3 2-3		0-3 K		0-0 G5-3	0-3 K2-3	3	0	1	3	0	0	2
16 Scott Sizemore, R (5, 4) OBP: 0.526, SLG: 1.118										3	0	0	0	0	2	0
25 Clint Robinson, L (1, 3) OBP: 0.250, SLG: 0.500	0-0 F7	0-0 G4-3		1-0 HR 3-H		4-0 BB		2-0 HR	4-0 BB	3	1	1	2	0	0	2
32 Tyler Moore, R (5, 3) OBP: 0.238, SLG: 0.526										1	1	1	1	2	0	0
14 Chris Heisey, R (1, 9) OBP: 0.364, SLG: 0.125	0-0 F7		0-3 K	0-0 G6-3		0-0 F9		4-0 23 HBP 5 1B E BB	0-3 K	3	0	0	0	0	1	1
48 Brian Goodwin, L (5, 9) OBP: 0.385, SLG: 0.222										2	1	0	0	1	1	2
21 Matthew den Dekker, L (1, 7) OBP: 0.316, SLG: 0.500	4-0 BB	0-3 K			0-0 59 SF7 3B		0-3 K	0-0 E 23 HBP 1-2 1B		2	1	1	0	1	1	0
5 Reed Johnson, R (5, 7) OBP: 0.471, SLG: 0.357										2	0	1	0	0	1	0
68 Jason Martinson, R (1, 5) OBP: 0.455, SLG: 0.412	0-3 K	4-0 59 S BB			2-0 91 WP HBP		0-3 K	0-3 K		1	0	0	0	1	1	2
63 Matt Skole, L (5, 5) OBP: 0.316, SLG: 0.400										2	0	0	0	0	2	2
59 Jose Lobaton, S (1, 2) OBP: 0.429, SLG: 0.300		0-0 F7	4-1 1-2 BB		0-0 SF7 3-H		0-0 1B 65 2B 1B	2-0 E 1-2 2-3 HBP		1	0	0	1	1	0	0
23 Jhonatan Solano, R (5, 2) OBP: 0.500, SLG: 0.444										1	1	1	0	0	0	0
4 Tony Campana, L (1, 10) OBP: 0.438, SLG: 0.667		0-0 7 1B 3 2B 2B	0-0 F7	1-0 G6-3 1-2		0-0 1-2 65 2B 1B	0-0 E5 65 FC6-4 1-2 2-3 3-H			2	1	1	0	0	0	2
91 Adrián Sánchez, R (5, PH) (5, 10)										1	0	0	0	0	0	1
Randolph Oduber, R (7, PH) OBP: 1.000, SLG: 1.000 (7, 10)										1	1	1	0	0	0	0
Nick Rickles, R (8, PH) (8, 10)										1	0	0	0	0	0	2
Inning Stats	R: 2 E: 0 K: 1 S: 9 H: 3 LOB: 2 BB: 1 P: 13	R: 2 E: 0 K: 0 S: 6 H: 3 LOB: 1 BB: 0 P: 6	R: 0 E: 0 K: 2 S: 8 H: 0 LOB: 2 BB: 2 P: 16	R: 2 E: 0 K: 1 S: 7 H: 2 LOB: 0 BB: 0 P: 8	R: 1 E: 0 K: 0 S: 4 H: 1 LOB: 1 BB: 0 P: 7	R: 0 E: 0 K: 1 S: 5 H: 0 LOB: 1 BB: 1 P: 9	R: 2 E: 0 K: 2 S: 10 H: 3 LOB: 1 BB: 0 P: 10	R: 2 E: 1 K: 1 S: 8 H: 2 LOB: 3 BB: 1 P: 16	R: 0 E: 0 K: 2 S: 7 H: 0 LOB: 1 BB: 1 P: 11							

1B: 6 2B: 5 3B: 1 HR: 2	SF: 1 SAC: 0 DP: 0 HBP: 2	WP: 1 PB: 0 SB: 1 CS: 0	PA: 50
---	---	---	---

PITCHER		IP	WLS	BF	H	R	ER	SO	BB	IBB	HBP	BLK	WP	HR	S	P	ERA	WHIP
50 Manny Bañuelos, L ERA: 18.0	(1, 1)	2.0	L	13	6	4	4	1	1	0	0	0	0	0	15	19	18.00	3.500
17 Carlos Torres, R ERA:	(3, 1)	1.0		5	0	0	0	2	2	0	0	0	0	0	8	16	0.00	2.000
76 Aaron Blair, R ERA: 10.5	(4, 1)	2.0		10	3	3	3	1	0	0	1	0	1	1	11	15	13.50	1.500
38 Arodys Vizcaíno, R ERA:	(6, 1)	1.0		4	0	0	0	1	1	0	0	0	0	0	5	9	0.00	1.000
58 Dan Winkler, R ERA: 4.5	(7, 1)	1.0		6	3	2	2	2	0	0	0	0	0	0	10	10	18.00	3.000

PITCHER		IP	WLS	BF	H	R	ER	SO	BB	IBB	HBP	BLK	WP	HR	S	P	ERA	WHIP
83 Hunter Cervenka, L ERA: 3.38	(8, 1)	0.2		5	2	2	1	1	1	0	0	0	0	1	6	12	13.50	4.500
78 David Peterson, R ERA:	(8, 1)	0.1		3	0	0	0	0	0	0	1	0	0	0	2	4	0.00	0.000
54 Alex Torres, L ERA:	(9, 1)	1.0		4	0	0	0	2	1	0	0	0	0	0	7	11	0.00	1.000

AB	41
R	11
H	14
RBI	10
BB	6
SO	10
LOB	21

BOTTOM

Washington Nationals @ Atlanta Braves

Champion Stadium, Lake Buena Vista, FL

Sat Mar 12 2016, 6:12 PM - 9:22 PM EST

Att. 9,029 - Clear - 77 F

livebaseballscorecards.com

Batter	1	2	3	4	5	6	7	8	9	AB	R	H	RBI	BB	SO	LOB
2 Michael Bourn, L (1, 8) OBP: 0.350, SLG: 0.278 18 Jeff Francoeur, R (6, 8) OBP: 0.364, SLG: 0.500	G3		G4-1 3-H		G4-3			F9		3 1	0 0	0 0	1 0	0 0	0 0	1 0
87 Ozzie Albies, S (1, 6) OBP: 0.385, SLG: 0.458 (8, 4)	G6-3		K			23 2B 1B		F9		4	0	1	0	0	1	0
22 Nick Markakis, L (1, 9) OBP: 0.313, SLG: 0.462 4 Reid Brignac, L (7, 7) OBP: 0.471, SLG: 0.769	F7		K			P5		K		3 1	0 0	0 0	0 0	0 0	1 1	1 0
23 Nick Swisher, S (1, 3) OBP: 0.333, SLG: 0.278 85 Willians Astudillo, R (7, 2) OBP: 0.333, SLG: 0.444		24 1B 1B		F9		1-3 2B			K	3 1	0 0	2 0	0 0	0 0	0 1	0 0
15 A.J. Pierzynski, L (1, 2) OBP: 0.286, SLG: 0.308 63 Mallex Smith, L (7, 9) OBP: 0.320, SLG: 0.708		F8		L8		K			G3	3 1	0 0	0 0	0 0	0 0	1 0	3 0
25 Tyler Flowers, R (1, 10) OBP: 0.200, SLG: 0.500 28 Héctor Olivera, R (6, PH) OBP: 0.444, SLG: 0.538 (7, 10)		K		G1-3		F8			F9	2 2	0 0	0 0	0 0	0 0	1 0	1 2
24 Kelly Johnson, L (1, 7) OBP: 0.450, SLG: 0.400 (7, 3)		1-2 1B			F9		G4-3			3	0	1	0	0	0	0
7 Gordon Beckham, R (1, 4) OBP: 0.333, SLG: 0.143 80 Dansby Swanson, R (8, 6) OBP: 0.300, SLG: 0.421		F8			G6-3		G4-3			3 0	0 0	0 0	0 0	0 0	0 0	2 0
8 Jace Peterson, L (1, 5) OBP: 0.304, SLG: 0.263			2 G4-1 3B		BB		G4-3			2	1	1	0	1	0	0
Inning Stats	R: 0 E: 0 K: 0 S: 3 H: 0 LOB: 0 BB: 0 P: 3	R: 0 E: 0 K: 1 S: 7 H: 2 LOB: 2 BB: 0 P: 7	R: 1 E: 0 K: 2 S: 8 H: 1 LOB: 0 BB: 0 P: 8	R: 0 E: 0 K: 0 S: 3 H: 0 LOB: 0 BB: 0 P: 3	R: 0 E: 0 K: 0 S: 3 H: 0 LOB: 1 BB: 1 P: 7	R: 0 E: 0 K: 1 S: 7 H: 2 LOB: 2 BB: 0 P: 7	R: 0 E: 0 K: 0 S: 3 H: 0 LOB: 0 BB: 0 P: 3	R: 0 E: 0 K: 1 S: 5 H: 0 LOB: 0 BB: 0 P: 5	R: 0 E: 0 K: 1 S: 5 H: 0 LOB: 0 BB: 0 P: 5	1B: 3 2B: 1 3B: 1 HR: 0 SF: 0 SAC: 0 DP: 0 HBP: 0						

	AB	32
	R	1
	H	5
	RBI	1
	BB	1
	SO	6
	LOB	10

WP: 0 PB: 0 SB: 0 CS: 0 PA: 33

PITCHER		IP	WLS	BF	H	R	ER	SO	BB	IBB	HBP	BLK	WP	HR	S	P	ERA	WHIP
57 Tanner Roark, R ERA: 1.0	(1, 1)	4.0	W	15	3	1	1	3	0	0	0	0	0	0	21	21	2.25	0.750
27 Shawn Kelley, R ERA: 2.7	(5, 1)	1.1		7	2	0	0	0	1	0	0	0	0	0	6	10	0.00	2.250
50 Aaron Laffey, L ERA: 6.0	(6, 1)	0.2		2	0	0	0	1	0	0	0	0	0	0	4	4	0.00	0.000
17 Sean Burnett, L ERA:	(7, 1)	1.0		3	0	0	0	0	0	0	0	0	0	0	3	3	0.00	0.000
36 Sammy Solís, L ERA: 6.75	(8, 1)	1.0		3	0	0	0	1	0	0	0	0	0	0	5	5	0.00	0.000

PITCHER		IP	WLS	BF	H	R	ER	SO	BB	IBB	HBP	BLK	WP	HR	S	P	ERA	WHIP
26 Trevor Gott, R ERA: 6.0	(9, 1)	1.0		3	0	0	0	1	0	0	0	0	0	0	5	5	0.00	0.000

Batter	1	2	3	4	5	6	7	8	9	AB	R	H	RBI	BB	SO	LOB
27 Jose Altuve, R (1, 4) OBP: 0.440, SLG: 0.682	0-0 6 G6-4-3 1B		0-0 1 BB 1B		0-3 ② K		0-0 ② G3 1-2 2-3			3	0	2	0	0	1	0
76 Nolan Fontana, L (6, 4) OBP: 0.333, SLG: 0.167										1	0	0	0	0	0	2
6 Jake Marisnick, R (1, 9) OBP: 0.208, SLG: 0.304	0-0 ①② G6-4-3 1-2f		0-3 ② K		0-3 ③ K		0-0 ③ G6-3			4	0	0	0	0	2	4
16 Eury Pérez, R (7, 9) OBP: 0.471, SLG: 0.357										0	0	0	0	0	0	0
1 Carlos Correa, R (1, 6) OBP: 0.500, SLG: 0.737	2-2 HR		4-0 1-2 BB			0-0 ① F9		0-0 ① G5-3		2	1	1	1	1	0	0
26 Danny Worth, R (6, 6) OBP: 0.467, SLG: 0.692										1	0	0	0	0	0	0
18 Luis Valbuena, L (1, 5) OBP: 0.409, SLG: 0.579	0-0 84 FC4-6 1B		0-3 ③ K			0-0 ② G5-3		0-3 ② K		3	0	1	0	0	1	2
79 Colin Moran, L (6, 5) OBP: 0.471, SLG: 0.533										1	0	0	0	0	1	0
84 Tyler White, R (1, 3) OBP: 0.393, SLG: 0.556	0-0 ③ FC4-6 1-2f			4-0 21 1B BB		0-0 1B		0-3 ③ K		1	0	0	0	1	0	1
80 AJ Reed, L (6, PH) OBP: 0.348, SLG: 0.409 (6, 3)										2	0	1	0	0	1	0
21 Jon Singleton, L (1, 10) OBP: 0.143, SLG: 0.259		0-0 ① G3-1		0-0 ① 77 77 G3 S 1-3 1B		0-0 ③ F7			0-0 ① G4-1	4	0	1	0	0	0	1
77 Andrew Aplin, L (1, 8) OBP: 0.238, SLG: 0.250		0-0 ② G6-3		1-0 ② G3 1-3			4-0 76 78 G3 E BB		0-3 ② K	2	0	0	0	1	0	1
94 Teoscar Hernández, R (8, 8) OBP: 0.222, SLG: 0.667										1	0	0	0	0	1	0
73 Roberto Peña, R (1, 2) OBP: 0.083, SLG: 0.167		0-0 ③ G5-3		0-3 ③ K			0-0 ① F8		0-3 ③ K	3	0	0	0	0	1	2
74 Alfredo González, R (7, 2)										1	0	0	0	0	1	0
78 Tony Kemp, L (1, 7) OBP: 0.143, SLG: 0.154			0-0 ① B1-3		0-0 ① G3-1		0-0 FC1 76 G3 1-2			3	0	0	0	0	0	1
Inning Stats	R: 1 E: 0 K: 0 S: 7 H: 3 LOB: 1 BB: 0 P: 9	R: 0 E: 0 K: 0 S: 3 H: 0 LOB: 0 BB: 0 P: 3	R: 0 E: 0 K: 2 S: 8 H: 1 LOB: 2 BB: 1 P: 12	R: 0 E: 0 K: 1 S: 5 H: 1 LOB: 1 BB: 1 P: 10	R: 0 E: 0 K: 2 S: 7 H: 0 LOB: 0 BB: 0 P: 7	R: 0 E: 0 K: 0 S: 4 H: 1 LOB: 1 BB: 0 P: 4	R: 0 E: 1 K: 0 S: 4 H: 0 LOB: 2 BB: 1 P: 8	R: 0 E: 0 K: 2 S: 7 H: 0 LOB: 0 BB: 0 P: 7	R: 0 E: 0 K: 2 S: 7 H: 0 LOB: 0 BB: 0 P: 7	1B: 5 2B: 0 3B: 0 HR: 1 SF: 0 SAC: 0 DP: 1 HBP: 0							
WP: 0 PB: 0 SB: 1 CS: 0 PA: 35																

PITCHER	IP	WLS	BF	H	R	ER	SO	BB	IBB	HBP	BLK	WP	HR	S	P	ERA	WHIP
41 Joe Ross, R (1, 1) ERA: 3.12	4.0		17	5	1	1	3	2	0	0	0	0	1	23	34	2.25	1.750
52 Yusmeiro Petit, R (5, 1) ERA: 1.29	2.0		7	1	0	0	2	0	0	0	0	0	0	11	11	0.00	0.500
Nick Lee, L (7, 1) ERA:	1.0		5	0	0	0	0	1	0	0	0	0	0	4	8	0.00	1.000
73 Felipe Vázquez, L (8, 1) ERA: 6.0	1.0		3	0	0	0	2	0	0	0	0	0	0	7	7	0.00	0.000
58 Jonathan Papelbon, R (9, 1) ERA: 10.13	1.0		3	0	0	0	2	0	0	0	0	0	0	7	7	0.00	0.000

PITCHER	IP	WLS	BF	H	R	ER	SO	BB	IBB	HBP	BLK	WP	HR	S	P	ERA	WHIP

TOP

Houston Astros @ Washington Nationals

Space Coast Stadium, Viera, FL

Mon Mar 14 2016, 1:06 PM - 4:05 PM EDT

Att. 4,331 - Sunny - 81 F

livebaseballscorecards.com

AB	32
R	1
H	6
RBI	1
BB	3
SO	9
LOB	14

Batter	1	2	3	4	5	6	7	8	9	AB	R	H	RBI	BB	SO	LOB
9 Ben Revere, L (1, 8) OBP: 0.444, SLG: 0.722	F9		K 1-2			P2	4 1B; 63 BB; 1B		G1-3	2	0	0	0	0	1	1
14 Chris Heisey, R (6, 8) OBP: 0.333, SLG: 0.143										3	0	1	0	0	0	0
6 Anthony Rendon, R (1, 5) OBP: 0.353, SLG: 0.267	G6-3			G5-3		68 1B; 21 WP; 5 HBP; BB	4 1B; 1-2; BB		4 FC4-6; BB	2	0	0	0	0	0	0
63 Matt Skole, L (6, 5) OBP: 0.409, SLG: 0.400										0	1	0	0	3	0	0
34 Bryce Harper, L (1, 9) OBP: 0.333, SLG: 0.353	K			BB		K	1-2; 2-3; 1B		FC4-6; 21 WP; 21 S; 1-2f	1	0	0	0	1	1	0
4 Tony Campana, L (6, 9) OBP: 0.421, SLG: 0.611										3	0	1	0	0	1	2
11 Ryan Zimmerman, R (1, 10) OBP: 0.200, SLG: 0.200		F7		P6		K; 5 HBP; 68 1B; 1-2	G3		68 S; 1-3; BB	2	0	0	0	0	0	1
21 Matthew den Dekker, L (6, PH) OBP: 0.292, SLG: 0.400 (7, 10)										2	0	0	0	1	1	4
20 Daniel Murphy, L (1, 4) OBP: 0.167, SLG: 0.176		G1-3		G3		5 HBP; 1-2; 2-3; 1B		K	K 1-2	2	0	0	0	0	0	1
68 Jason Martinson, R (6, 4) OBP: 0.462, SLG: 0.429										3	0	1	0	0	2	2
28 Jayson Werth, R (1, 7) OBP: 0.286, SLG: 0.231	K				40 WP; 1B	1-2; 2-3; 3-H; HBP		10 1B; 1B		2	0	1	0	0	1	0
5 Reed Johnson, R (6, 7) OBP: 0.526, SLG: 0.400										1	0	1	1	0	0	0
25 Clint Robinson, L (1, 3) OBP: 0.208, SLG: 0.409			G5-3		P5	F9		1-3; 1B		2	0	0	0	0	0	1
10 Stephen Drew, L (6, 3) OBP: 0.438, SLG: 0.429										2	0	1	0	0	0	3
40 Wilson Ramos, R (1, 2) OBP: 0.429, SLG: 0.429			K		K 1-2		F8	K		2	0	0	0	0	2	1
59 Jose Lobaton, S (6, 2) OBP: 0.375, SLG: 0.250										2	0	0	0	0	1	2
2 Brendan Ryan, R (1, 6) OBP: 0.400, SLG: 0.600			9 WP; 1B		G6-3		G3	K		2	0	1	0	0	0	1
7 Trea Turner, R (6, 6) OBP: 0.292, SLG: 0.316										2	0	0	0	0	1	2
Inning Stats	R: 0 E: 0 K: 1 S: 5 H: 0 LOB: 0 BB: 0 P: 5	R: 0 E: 0 K: 1 S: 5 H: 0 LOB: 0 BB: 0 P: 5	R: 0 E: 0 K: 2 S: 8 H: 1 LOB: 1 BB: 0 P: 9	R: 0 E: 0 K: 0 S: 3 H: 0 LOB: 1 BB: 1 P: 7	R: 0 E: 0 K: 1 S: 6 H: 1 LOB: 1 BB: 0 P: 7	R: 1 E: 0 K: 2 S: 9 H: 1 LOB: 3 BB: 1 P: 14	R: 0 E: 0 K: 0 S: 5 H: 2 LOB: 3 BB: 1 P: 9	R: 0 E: 0 K: 3 S: 11 H: 2 LOB: 2 BB: 0 P: 11	R: 0 E: 0 K: 1 S: 5 H: 0 LOB: 2 BB: 2 P: 14	1B: 7 2B: 0 3B: 0 HR: 0 SF: 0 SAC: 0 DP: 0 HBP: 1							

BOTTOM

Houston Astros @ Washington Nationals

Space Coast Stadium, Viera, FL

Mon Mar 14 2016, 1:06 PM - 4:05 PM EDT

Att. 4,331 - Sunny - 81 F

livebaseballscorecards.com

AB	35
R	1
H	7
RBI	1
BB	5
SO	11
LOB	21

WP: 4 PB: 0 SB: 2 CS: 0 PA: 41

PITCHER		IP	WLS	BF	H	R	ER	SO	BB	IBB	HBP	BLK	WP	HR	S	P	ERA	WHIP
60 Dallas Keuchel, L ERA:	(1, 1)	3.0		10	1	0	0	4	0	0	0	0	1	0	18	19	0.00	0.333
53 Ken Giles, R ERA: 9.0	(4, 1)	1.0	H	4	0	0	0	0	1	0	0	0	0	0	3	7	0.00	1.000
36 Will Harris, R ERA:	(5, 1)	1.0	H	4	1	0	0	1	0	0	0	0	1	0	6	7	0.00	1.000
65 James Hoyt, R ERA: 2.08	(6, 1)	1.0	B	7	1	1	1	2	1	0	1	0	1	0	9	14	9.00	2.000
50 Kevin Chapman, L ERA:	(7, 1)	1.0		6	2	0	0	0	1	0	0	0	0	0	5	9	0.00	3.000

PITCHER		IP	WLS	BF	H	R	ER	SO	BB	IBB	HBP	BLK	WP	HR	S	P	ERA	WHIP
63 Jordan Jankowski, R ERA:	(8, 1)	1.0		5	2	0	0	3	0	0	0	0	0	0	11	11	0.00	2.000
75 Edwar Cabrera, L ERA: 1.93	(9, 1)	1.0		5	0	0	0	1	2	0	0	0	1	0	5	14	0.00	2.000

Washington Nationals @ Houston Astros

Osceola County Stadium, Kissimmee, FL

Tue Mar 15 2016, 1:09 PM - 4:17 PM EDT

Att. 4,197 - Partly Cloudy - 85 F

TOP

livebaseballscorecards.com

Batter	1	2	3	4	5	6	7	8	9	AB	R	H	RBI	BB	SO	LOB
8 Danny Espinosa, S (1, 6) 7 Trea Turner, R (7, PH) (7, 6) OBP: 0.308, SLG: 0.381	B3		FC5-4 (20 2B) 1-2f 2-3	K			G4-3		25 2B 1-3 2B	3 1 2 1	0	0	0	1	5
20 Daniel Murphy, L (1, 3) 25 Clint Robinson, L (7, PH) (7, 3) OBP: 0.190, SLG: 0.250 OBP: 0.269, SLG: 0.500	P2		3 2B 1-H 3-H 2B	F8			1B		2-H 3-H 2B	3 1 2 0	1	2	2	0	3
28 Jayson Werth, R (1, 10) OBP: 0.211, SLG: 0.167	K		K		K		K		G4-3	5 0	0	0	0	4	3
3 Michael Taylor, R (1, 8) 14 Chris Heisey, R (7, 8) OBP: 0.458, SLG: 0.696 OBP: 0.310, SLG: 0.130		21 G3-1 21 E 1B	2-H 2B		K			G4-3	K	3 0 2 0	2	1	0	1	0
21 Matthew den Dekker, L (1, 9) 5 Reed Johnson, R (7, 7) OBP: 0.259, SLG: 0.348 OBP: 0.500, SLG: 0.375		G3-1 1-3	P6		P2			K		3 0 1 0	0	0	0	0	2
10 Stephen Drew, L (1, 5) 32 Tyler Moore, R (7, 5) OBP: 0.474, SLG: 0.438 OBP: 0.250, SLG: 0.476		K		16 2B BB		16 L5-3 1B		L4		2 0 1 0	1	0	1	1	1
16 Scott Sizemore, R (1, 4) 2 Brendan Ryan, R (7, 4) OBP: 0.458, SLG: 0.955 OBP: 0.438, SLG: 0.625		K	1-3 2B		L5-3 1-1				23 1B 23 E 1B	3 0 1 1	1	0	0	1	2
29 Pedro Severino, R (1, 2) 23 Jhonatan Solano, R (7, 2) OBP: 0.600, SLG: 0.692 OBP: 0.538, SLG: 0.500			8 FC5-4 4 1B 20 2B 1B	BB	K				E9 7 2B 25 2B 1-H 1B	2 1 1 1	1	1	0	1	0
4 Tony Campana, L (1, 7) 94 Isaac Ballou, L (7, 9) OBP: 0.409, SLG: 0.571			8 FC5-4 1-2 1B	L4			G3-1		F8	3 0 1 0	1	0	0	0	3
Inning Stats	R: 0 E: 0 K: 1 S: 5 H: 0 LOB: 0 BB: 0 P: 5	R: 0 E: 1 K: 2 S: 8 H: 1 LOB: 1 BB: 0 P: 8	R: 3 E: 0 K: 1 S: 9 H: 4 LOB: 1 BB: 0 P: 9	R: 0 E: 0 K: 1 S: 6 H: 1 LOB: 3 BB: 2 P: 14	R: 0 E: 0 K: 2 S: 7 H: 0 LOB: 0 BB: 0 P: 7	R: 0 E: 0 K: 1 S: 5 H: 1 LOB: 0 BB: 0 P: 5	R: 0 E: 0 K: 1 S: 6 H: 1 LOB: 1 BB: 0 P: 6	R: 0 E: 0 K: 1 S: 5 H: 0 LOB: 0 BB: 0 P: 5	R: 3 E: 1 K: 1 S: 9 H: 4 LOB: 1 BB: 0 P: 9	1B: 7 2B: 6 3B: 0 HR: 0 SF: 0 SAC: 0 DP: 1 HBP: 0						

	AB	38
	R	6
	H	12
	RBI	5
	BB	2
	SO	11
	LOB	21

WP: 0 PB: 0 SB: 0 CS: 0 PA: 40

PITCHER		IP	WLS	BF	H	R	ER	SO	BB	IBB	HBP	BLK	WP	HR	S	P	ERA	WHIP
31 Collin McHugh, R ERA: 3.12	(1, 1)	3.2		19	6	3	3	5	2	0	0	0	0	0	27	35	7.36	2.182
29 Tony Sipp, L ERA: 5.4	(4, 1)	0.1		1	0	0	0	0	0	0	0	0	0	0	1	1	0.00	0.000
37 Pat Neshek, R ERA:	(5, 1)	0.2		2	0	0	0	2	0	0	0	0	0	0	6	6	0.00	0.000
23 Neal Cotts, L ERA: 4.91	(5, 1)	1.1		4	1	0	0	1	0	0	0	0	0	0	6	6	0.00	0.750
66 Chris Devenski, R ERA: 1.5	(7, 1)	2.0		7	1	0	0	2	0	0	0	0	0	0	11	11	0.00	0.500
38 Jake Buchanan, R ERA: 6.75	(9, 1)	1.0	L	7	4	3	3	1	0	0	0	0	0	0	9	9	27.00	4.000

BOTTOM

Washington Nationals @ Houston Astros

Osceola County Stadium, Kissimmee, FL

Tue Mar 15 2016, 1:09 PM - 4:17 PM EDT

Att. 4,197 - Partly Cloudy - 85 F

livebaseballscorecards.com

Batter	1	2	3	4	5	6	7	8	9	AB	R	H	RBI	BB	SO	LOB
4 George Springer, R (1, 9) OBP: 0.480, SLG: 0.471 20 Preston Tucker, L (5, PR) OBP: 0.318, SLG: 0.476 (6, 7)	G5-3		82 FC4-6 1-2 BB		9 1B 82 BB 30 G1-2-3 1-2 HBP		1B	1-3 2-H 1B		1 2	0 0	0 2	0 1	1 0	0 0	0 0
82 Alex Bregman, R (1, 6) OBP: 0.235, SLG: 0.071	P3		FC4-6 1-2f		30 G1-2-3 9 1B 1-2 2-3 BB		F9	P3		4	0	0	0	1	0	5
9 Marwin Gonzalez, S (1, 4) OBP: 0.522, SLG: 1.105 72 Tyler Heineman, S (7, 2)	K			HR	30 G1-2-3 1-2 2-3 3-H 1B		F9		K	3 2	1 0	2 0	2 0	0 0	1 1	0 1
30 Carlos Gómez, R (1, 8) OBP: 0.444, SLG: 0.308 94 Teoscar Hernández, R (6, 8) OBP: 0.182, SLG: 0.545		19 G5-4-3 1B		K	G1-2-3 1-2 2-3 3-Hf		F8		G6-3	3 2	0 0	1 0	0 0	0 0	1 0	3 1
18 Luis Valbuena, L (1, 5) OBP: 0.400, SLG: 0.591 21 Jon Singleton, L (6, 3) OBP: 0.133, SLG: 0.241		K	84 BB 15 L1-5 2B		G3-1			K	G4-1	3 2	0 0	1 0	0 0	0 0	1 1	4 0
19 Matt Duffy, R (1, 3) OBP: 0.346, SLG: 0.667 (6, 5) 79 Colin Moran, L (7, 5) OBP: 0.500, SLG: 0.533 78 Tony Kemp, L (8, PR) OBP: 0.143, SLG: 0.154 (9, 4)		G5-4-3 1-2f	84 BB BB			F7		80 S 16 1B BB		2 0 0 0	0 0 0 1	0 0 0 0	0 0 0 0	1 1 0 0	0 0 0 0	1 0 0 0
84 Tyler White, R (1, 10) OBP: 0.387, SLG: 0.517 80 AJ Reed, L (8, PH) OBP: 0.333, SLG: 0.391 (9, 10)			L5	1-2 2-3 BB		G5-3		K 1-2		2 1	0 0	0 0	0 0	1 1	0 1	0 1
15 Jason Castro, L (1, 2) OBP: 0.412, SLG: 0.538 76 Nolan Fontana, L (6, PR) OBP: 0.375, SLG: 0.167 (7, 4) (9, 5)			4 BB BB	L1-5 3-3		4-0 BB		16 1B 20 1B BB		1 0	0 1	0 0	0 0	2 1	0 0	3 0
16 Eury Pérez, R (1, 7) OBP: 0.476, SLG: 0.353 (6, 9)			K		82 BB 4 HBP 9 1B BB	K		20 1B 1-2 2-H 1B		3	1	1	1	1	2	2

Inning Stats									
	R: 0 H: 0 E: 0 LOB: 0 K: 1 BB: 0 S: 5 P: 5	R: 0 H: 1 E: 0 LOB: 0 K: 1 BB: 0 S: 5 P: 5	R: 0 H: 0 E: 0 LOB: 2 K: 1 BB: 2 S: 5 P: 13	R: 1 H: 2 E: 0 LOB: 2 K: 1 BB: 2 S: 8 P: 16	R: 1 H: 1 E: 0 LOB: 3 K: 0 BB: 2 S: 3 P: 13	R: 0 H: 0 E: 0 LOB: 1 K: 1 BB: 1 S: 5 P: 9	R: 0 H: 1 E: 0 LOB: 1 K: 0 BB: 0 S: 4 P: 4	R: 2 H: 2 E: 0 LOB: 2 K: 2 BB: 2 S: 8 P: 16	R: 0 H: 0 E: 0 LOB: 0 K: 1 BB: 0 S: 5 P: 5

1B: 5	SF: 0
2B: 2	SAC: 0
3B: 0	DP: 3
HR: 1	HBP: 1

WP: 0	PA: 41
PB: 0	
SB: 1	
CS: 0	

AB	31
R	4
H	7
RBI	4
BB	9
SO	8
LOB	21

PITCHER		IP	WLS	BF	H	R	ER	SO	BB	IBB	HBP	BLK	WP	HR	S	P	ERA	WHIP
47 Gio González, L ERA: 3.12	(1, 1)	4.0		17	3	1	1	4	4	0	0	0	0	1	23	39	2.25	1.750
72 Burke Badenhop, R ERA: 5.4	(5, 1)	1.0	H	6	1	1	1	0	2	0	1	0	0	0	3	13	9.00	3.000
17 Sean Burnett, L ERA:	(6, 1)	1.0	H	4	0	0	0	1	1	0	0	0	0	0	5	9	0.00	1.000
44 Lucas Giolito, R ERA: 5.79	(7, 1)	1.2	B	10	3	2	2	2	2	0	0	0	0	0	11	19	10.80	3.000
71 Michael Brady, R ERA:	(8, 1)	0.1	W	1	0	0	0	0	0	0	0	0	0	0	1	1	0.00	0.000

PITCHER		IP	WLS	BF	H	R	ER	SO	BB	IBB	HBP	BLK	WP	HR	S	P	ERA	WHIP
50 Aaron Laffey, L ERA: 4.5	(9, 1)	1.0	S	3	0	0	0	1	0	0	0	0	0	0	5	5	0.00	0.000

Batter	1	2	3	4	5	6	7	8	9	AB	R	H	RBI	BB	SO	LOB
9 Ben Revere, L (1, 7) OBP: 0.409, SLG: 0.636	G6-3		3 HR 1-2 2-H 1B	G1-3			K		F8	4	1	1	1	0	1	2
5 Reed Johnson, R (8, 7) OBP: 0.476, SLG: 0.353										1	0	0	0	0	0	0
3 Michael Taylor, R (1, 8) OBP: 0.464, SLG: 0.769	F9		1-1 1-H 2-H HR		G1-3		34 G4-3 34 S BB			3	1	1	3	1	0	0
4 Tony Campana, L (8, 8) OBP: 0.409, SLG: 0.571										0	0	0	0	0	0	0
34 Bryce Harper, L (1, 9) OBP: 0.318, SLG: 0.333	G3		1B		G4-3		G4-3 1-3			4	0	1	0	0	0	1
14 Chris Heisey, R (8, 9) OBP: 0.310, SLG: 0.130										0	0	0	0	0	0	0
11 Ryan Zimmerman, R (1, 3) OBP: 0.250, SLG: 0.250		K	F8		6 FC4 1B		F9			3	0	1	0	0	1	1
32 Tyler Moore, R (6, 3) OBP: 0.240, SLG: 0.455										1	0	0	0	0	0	1
6 Anthony Rendon, R (1, 5) OBP: 0.300, SLG: 0.222		F9	F9		FC4 1-2f			K		3	0	0	0	0	0	2
68 Jason Martinson, R (8, PH) OBP: 0.444, SLG: 0.409										1	0	0	0	0	1	0
(8, 5)																
8 Danny Espinosa, S (1, 6) OBP: 0.143, SLG: 0.100		F8		23 1B 1B		7 G4-3 40 G4-3 1B		59 G4-6-3 BB		3	0	2	0	0	0	0
10 Stephen Drew, L (8, PH) OBP: 0.500, SLG: 0.438										0	0	0	0	1	0	0
(8, 6)																
40 Wilson Ramos, R (1, 2) OBP: 0.300, SLG: 0.300			F7	F9		G4-3 1-2		G4-6-3 1-2f		3	0	0	0	0	0	2
59 Jose Lobaton, S (7, 2) OBP: 0.353, SLG: 0.231										1	0	0	0	0	0	1
7 Trea Turner, R (1, 4) OBP: 0.310, SLG: 0.375			23 1B 9 1B 1B	F9		G4-3 2-3			P2	3	1	1	0	0	0	2
2 Brendan Ryan, R (8, 4) OBP: 0.412, SLG: 0.588										1	0	0	0	0	0	0
23 Jhonatan Solano, R (1, 10) OBP: 0.600, SLG: 0.583			9 1B 3 HR 1-2 1B	1-2 1B		F7			F7	2	1	2	0	0	0	0
29 Pedro Severino, R (6, PH) OBP: 0.529, SLG: 0.600										2	0	0	0	0	0	1
(6, 10)																

Washington Nationals @ Miami Marlins

Roger Dean Stadium, Jupiter, FL

Wed Mar 16 2016, 1:07 PM - 3:27 PM EDT

Att. 3,763 - Sunny - 77 F

TOP

livebaseballscorecards.com

AB	35
R	4
H	9
RBI	4
BB	2
SO	3
LOB	13

Inning Stats	1	2	3	4	5	6	7	8	9
	R: 0 E: 0 K: 0 S: 3 H: 0 LOB: 0 BB: 0 P: 3	R: 0 E: 0 K: 1 S: 5 H: 0 LOB: 0 BB: 0 P: 5	R: 4 E: 0 K: 0 S: 9 H: 5 LOB: 1 BB: 0 P: 10	R: 0 E: 0 K: 0 S: 5 H: 2 LOB: 2 BB: 0 P: 5	R: 0 E: 0 K: 0 S: 4 H: 1 LOB: 1 BB: 0 P: 4	R: 0 E: 0 K: 0 S: 4 H: 1 LOB: 1 BB: 0 P: 4	R: 0 E: 0 K: 1 S: 5 H: 0 LOB: 1 BB: 1 P: 10	R: 0 E: 0 K: 1 S: 4 H: 0 LOB: 0 BB: 1 P: 8	R: 0 E: 0 K: 0 S: 3 H: 0 LOB: 0 BB: 0 P: 3

1B: 8	SF: 0	WP: 0	PA: 37
2B: 0	SAC: 0	PB: 0	
3B: 0	DP: 1	SB: 1	
HR: 1	HBP: 0	CS: 0	

PITCHER		IP	WLS	BF	H	R	ER	SO	BB	IBB	HBP	BLK	WP	HR	S	P	ERA	WHIP
54 Wei-Yin Chen, L ERA: 6.0	(1, 1)	4.0	L	19	7	4	4	1	0	0	0	0	0	1	22	23	9.00	1.750
59 Jarred Cosart, R ERA:	(5, 1)	3.0		12	2	0	0	1	1	0	0	0	0	0	13	18	0.00	1.000
40 Mike Dunn, L ERA:	(8, 1)	0.1		2	0	0	0	1	1	0	0	0	0	0	3	7	0.00	3.000
33 Dustin McGowan, R ERA: 2.45	(8, 1)	0.2		1	0	0	0	0	0	0	0	0	0	0	1	1	0.00	0.000
44 AJ Ramos, R ERA:	(9, 1)	1.0		3	0	0	0	0	0	0	0	0	0	0	3	3	0.00	0.000

PITCHER	IP	WLS	BF	H	R	ER	SO	BB	IBB	HBP	BLK	WP	HR	S	P	ERA	WHIP

Batter	1	2	3	4	5	6	7	8	9	AB	R	H	RBI	BB	SO	LOB
9 Dee Strange-Gordon, L (1, 4) OBP: 0.320, SLG: 0.458 1 Robert Andino, R (7, 4) OBP: 0.381, SLG: 0.316	C C C 0-3 ① K		X 0-0 ② G1-3			X 0-0 3 WP 2-H 3B		X 0-0 ② G6-3		3 1 1 1 0 1 0 1 0 0 0 0 0 0						
3 Adeiny Hechavarría, R (1, 6) OBP: 0.429, SLG: 0.429 73 Austin Nola, R (6, PR) OBP: 0.316, SLG: 0.235 (7, 6)	C C C 0-3 ② K		X 0-0 ③ G6-3			B X 1-0 32 FC3-6 3-H 1B		B B B B 4-0 BB		3 0 1 0 0 1 0 0 0 0 0 1 0 0						
32 Derek Dietrich, L (1, 7) OBP: 0.318, SLG: 0.294 94 Blake Barber, R (6, PR) (7, 7)	S S S 0-3 ③ K			C C C 0-3 ① K		X 0-0 ① FC3-6 14 G5-4-3 1-2f		X 0-0 ③ P4		3 0 0 0 0 2 1 1 0 0 0 0 0 1						
14 Martín Prado, R (1, 5) OBP: 0.217, SLG: 0.227 91 Moisés Sierra, R (7, 9)		X 0-0 ① G3		X 0-0 ② G5-3		X 0-0 ② ③ G5-4-3 1-2f			H 1-0 79 1B HBP	3 0 0 0 0 0 1 0 0 0 0 0 0 0						
41 Justin Bour, L (1, 3) OBP: 0.409, SLG: 0.368 53 Xavier Scruggs, R (7, 3) OBP: 0.136, SLG: 0.238		B B B B 4-0 28 1B BB		S S S 0-3 ③ K			X 0-0 ① F9		X 0-0 ① F7	1 0 0 0 1 1 0 2 0 0 0 0 0 1						
11 J.T. Realmuto, R (1, 2) OBP: 0.381, SLG: 0.368 48 Adrian Nieto, S (8, 2)		S S S 0-3 ② K			S S S 0-3 ① K		X 0-0 1B		S S S 0-3 ② K	3 0 1 0 0 2 1 1 0 0 0 0 1 1						
28 Cole Gillespie, R (1, 8) OBP: 0.550, SLG: 0.500 79 Isaac Galloway, R (7, 8) OBP: 0.368, SLG: 0.474		X 0-0 12 FC6-4 1-2 1B			X 0-0 ② G5-3		X 0-0 ② P3		X 0-0 1-3 1B	2 0 1 0 0 0 0 2 0 1 0 0 0 1						
12 Chris Johnson, R (1, 10) OBP: 0.263, SLG: 0.222 85 Carlos Lopez, L (9, PH)		X 0-0 ③ FC6-4 1-2f			S S S 0-3 ③ K2-3		X 0-0 ③ F8		X 0-0 ③ P4	3 0 0 0 0 1 3 1 0 0 0 0 0 2						
80 Destin Hood, R (1, 9) OBP: 0.357, SLG: 0.714 31 Don Kelly, L (7, 5) OBP: 0.389, SLG: 0.267			X 0-0 ① G4-3			X 0-0 9 3B 2B		X 0-0 ① L6		2 1 1 0 0 0 0 1 0 0 0 0 0 0						
Inning Stats	R: 0 H: 0 E: 0 LOB: 0 K: 3 BB: 0 S: 9 P: 9	R: 0 H: 1 E: 0 LOB: 2 K: 1 BB: 1 S: 6 P: 10	R: 0 H: 0 E: 0 LOB: 0 K: 0 BB: 0 S: 3 P: 3	R: 0 H: 0 E: 0 LOB: 0 K: 2 BB: 0 S: 7 P: 7	R: 0 H: 0 E: 0 LOB: 0 K: 2 BB: 0 S: 7 P: 7	R: 2 H: 3 E: 0 LOB: 1 K: 0 BB: 0 S: 5 P: 6	R: 0 H: 1 E: 0 LOB: 1 K: 0 BB: 0 S: 4 P: 4	R: 0 H: 0 E: 0 LOB: 1 K: 0 BB: 1 S: 3 P: 7	R: 0 H: 1 E: 0 LOB: 2 K: 1 BB: 0 S: 6 P: 7	1B: 4 SF: 0 2B: 1 SAC: 0 3B: 1 DP: 1 HR: 0 HBP: 1						

PITCHER		IP	WLS	BF	H	R	ER	SO	BB	IBB	HBP	BLK	WP	HR	S	P	ERA	WHIP
45 Blake Treinen, R ERA:	(1, 1)	2.0	W	8	1	0	0	4	1	0	0	0	0	0	15	19	0.00	1.000
18 Matt Belisle, R ERA:	(3, 1)	1.2		5	0	0	0	1	0	0	0	0	0	0	7	7	0.00	0.000
73 Felipe Vázquez, L ERA: 4.15	(4, 1)	1.1		4	0	0	0	3	0	0	0	0	0	0	10	10	0.00	0.000
49 Nick Masset, R ERA: 6.75	(6, 1)	1.0		5	3	2	2	0	0	0	0	0	1	0	5	6	18.00	3.000
53 Rafael Martín, R ERA:	(7, 1)	1.0	H	4	1	0	0	0	0	0	0	0	0	0	4	4	0.00	1.000

PITCHER		IP	WLS	BF	H	R	ER	SO	BB	IBB	HBP	BLK	WP	HR	S	P	ERA	WHIP
26 Trevor Gott, R ERA: 4.5	(8, 1)	1.0	H	4	0	0	0	0	1	0	0	0	0	0	3	7	0.00	1.000
19 Erik Davis, R ERA: 6.23	(9, 1)	1.0	S	5	1	0	0	1	0	0	1	0	0	0	6	7	0.00	1.000

BOTTOM

Washington Nationals @ Miami Marlins

Roger Dean Stadium, Jupiter, FL

Wed Mar 16 2016, 1:07 PM - 3:27 PM EDT

Att. 3,763 - Sunny - 77 F

livebaseballscorecards.com

AB	32
R	2
H	6
RBI	1
BB	2
SO	9
LOB	12

MIAMI

WP: 1 PA: 35
PB: 0
SB: 0
CS: 0

Atlanta Braves @ Washington Nationals

Space Coast Stadium, Viera, FL

Thu Mar 17 2016, 1:07 PM - 3:59 PM EDT

Att. 4,957 - Partly Cloudy - 79 F

TOP

livebaseballscorecards.com

Batter	1	2	3	4	5	6	7	8	9	AB	R	H	RBI	BB	SO	LOB
11 Ender Inciarte, L (1, 8) OBP: 0.343, SLG: 0.500	SSS K 0-3 ①		x F8 0-0 ①	SSS K 0-3 ③		x G6-3 0-0 ②		x L6-3 0-0 ①② 1-1		5	0	0	0	0	2	5
99 KD Kang, L (8, 7)										0	0	0	0	0	0	0
87 Ozzie Albies, S (1, 6) OBP: 0.421, SLG: 0.486	SSS K 0-3 ②		x 13 SF9 5 BB 0-0 1-2 1B		x 5 HR 0-0 2B	x 0-0 3-H 1B		CCC K 0-3 ③		5	1	3	1	0	2	1
5 Freddie Freeman, L (1, 3) OBP: 0.500, SLG: 1.000	BBBCCCX HR 3-2		BBBB BB 4-0 1-2 2-3		x 2-H HR 0-0	x F9 0-0 ③			x F8 0-0 ①	2	2	2	3	1	0	0
89 Jacob Schrader, R (5, 3)										2	0	0	0	0	0	1
13 Adonis García, R (1, 5) OBP: 0.267, SLG: 0.517	x F9 0-0 ③		x SF9 0-0 ② 2-3 3-H		x G4-3 0-0 ①		x G6-3 0-0 ①		x F9 0-0 ②	2	0	0	1	0	0	0
90 Emerson Landoni, R (5, 5) OBP: 0.333, SLG: 0.667										2	0	0	0	0	0	0
25 Tyler Flowers, R (1, 2) OBP: 0.211, SLG: 0.421		x 0-0 2B	x F9 0-0 ③		x F8 0-0 ②		SSS K 0-3 ②		x F7 0-0 ③	3	0	1	0	0	0	2
19 Ryan Lavarnway, R (6, 2) OBP: 0.273, SLG: 0.455										2	0	0	0	0	1	0
28 Héctor Olivera, R (1, 7) OBP: 0.415, SLG: 0.487		SSS K 0-3 ①		x G6-3 0-0 ①	x F7 0-0 ③		x 80 S 80 1B 0-0 1B			4	0	1	0	0	1	1
63 Mallex Smith, L (7, PR) (7, 7) (8, 8) OBP: 0.393, SLG: 0.808										0	1	0	0	0	0	0
80 Dansby Swanson, R (1, 4) OBP: 0.323, SLG: 0.467		x G6-3 0-0 ②		x G6-3 0-0 ②		x 64 1B 0-0 2B	B x 1-H 1-0 1B			4	1	2	1	0	0	1
64 Emilio Bonifácio, S (1, 9) OBP: 0.343, SLG: 0.424		x P6 0-0 ③		BBBB 88 1B 4-0 BB		x 88 G3 87 1B 0-0 2-H 1B	SSS K 0-3 ③			3	1	1	1	1	1	2
88 Blake Lalli, L (1, 10) OBP: 0.357, SLG: 0.357			x 5 BB 87 1B 13 SF9 0-0 1B	x 0-0 1-2 1B		x G3 0-0 ① 2-3		x 11 L6-3 0-0 1B		4	1	3	0	0	0	1
99 Dian Toscano, L (8, PR) (8, 10) OBP: 0.250, SLG: 0.250										0	0	0	0	0	0	0

Inning Stats	1	2	3	4	5	6	7	8	9
R	1	0	1	0	2	2	1	0	0
E	0	0	0	0	0	0	0	0	0
K	2	1	0	1	0	0	2	1	0
S	10	6	5	6	5	6	9	5	3
H	1	1	2	1	2	3	2	1	0
LOB	0	1	2	2	0	1	1	1	0
BB	0	0	1	1	0	0	0	0	0
P	13	6	9	10	5	6	10	5	3

1B	8
2B	4
3B	0
HR	2
SF	1
SAC	0
DP	1
HBP	0

AB	38
R	7
H	13
RBI	7
BB	2
SO	7
LOB	14

WP	0
PB	0
SB	1
CS	0
PA	41

PITCHER		IP	WLS	BF	H	R	ER	SO	BB	IBB	HBP	BLK	WP	HR	S	P	ERA	WHIP
37 Stephen Strasburg, R ERA: 5.0	(1, 1)	4.0		19	5	2	2	4	2	0	0	0	0	1	27	38	4.50	1.750
52 Yusmeiro Petit, R ERA: 3.38	(5, 1)	1.0	B	5	2	2	2	0	0	0	0	0	0	1	5	5	18.00	2.000
27 Shawn Kelley, R ERA: 6.23	(6, 1)	1.0		6	3	2	2	0	0	0	0	0	0	0	6	6	18.00	3.000
65 Andrew Robinson, R ERA: 9.0	(7, 1)	1.0		5	2	1	1	2	0	0	0	0	0	0	9	10	9.00	2.000
17 Sean Burnett, L ERA:	(8, 1)	1.0		3	1	0	0	1	0	0	0	0	0	0	5	5	0.00	1.000

PITCHER		IP	WLS	BF	H	R	ER	SO	BB	IBB	HBP	BLK	WP	HR	S	P	ERA	WHIP
58 Jonathan Papelbon, R ERA: 7.36	(9, 1)	1.0	W	3	0	0	0	0	0	0	0	0	0	0	3	3	0.00	0.000

BOTTOM

Atlanta Braves @ Washington Nationals

Space Coast Stadium, Viera, FL

Thu Mar 17 2016, 1:07 PM - 3:59 PM EDT

Att. 4,957 - Partly Cloudy - 79 F

livebaseballscorecards.com

Batter	1	2	3	4	5	6	7	8	9	AB	R	H	RBI	BB	SO	LOB
9 Ben Revere, L (1, 8) OBP: 0.385, SLG: 0.577	G5-3		G6-3		F9	20 CS 1B			68 S 14 HR 1B	4	0	1	0	0	0	1
21 Matthew den Dekker, L (8, 8) OBP: 0.286, SLG: 0.375										1	1	1	0	0	0	0
20 Daniel Murphy, L (1, 4) OBP: 0.208, SLG: 0.261	K		G6-3		34 BB 1B 1-2	CS 1-2	K		14 HR BB 1-2	3	0	1	0	0	1	0
68 Jason Martinson, R (7, PH) OBP: 0.448, SLG: 0.391										1	1	0	0	1	1	0
(8, 4)																
34 Bryce Harper, L (1, 9) OBP: 0.400, SLG: 0.333	11 HR BB			11 1B 11 S 6 SF8 BB	1-2 2-3 BB		K		1-H 2-H HR	0	2	0	0	3	0	0
14 Chris Heisey, R (7, PH) OBP: 0.323, SLG: 0.280										2	1	1	3	0	1	0
(8, 7)																
11 Ryan Zimmerman, R (1, 10) OBP: 0.364, SLG: 0.636	1-H HR			1-3 1B	P6		G5-3			3	1	2	2	0	0	3
23 Jhonatan Solano, R (7, PH) OBP: 0.563, SLG: 0.538										1	0	0	0	0	0	0
(8, 10)																
28 Jayson Werth, R (1, 7) OBP: 0.227, SLG: 0.333	L6			K		HR		29 G3 16 G4-3 1B		3	1	1	1	0	1	2
5 Reed Johnson, R (8, 9) OBP: 0.500, SLG: 0.389										1	0	1	0	0	0	0
6 Anthony Rendon, R (1, 5) OBP: 0.304, SLG: 0.250		F7		SF8 3-H		40 HR 1B		G4-3 1-2		2	1	1	1	0	0	0
16 Scott Sizemore, R (8, 5) OBP: 0.440, SLG: 0.913										1	0	0	0	0	0	1
40 Wilson Ramos, R (1, 2) OBP: 0.308, SLG: 0.538		F8		F9		1-H HR		G3 2-3		3	1	1	2	0	0	1
29 Pedro Severino, R (7, 2) OBP: 0.500, SLG: 0.563										1	0	0	0	0	0	1
25 Clint Robinson, L (1, 3) OBP: 0.286, SLG: 0.480		G3			34 BB 20 1B BB	F7		P3		1	0	0	0	1	0	0
32 Tyler Moore, R (6, PH) OBP: 0.222, SLG: 0.417										2	0	0	0	0	0	1
(7, 3)																
7 Trea Turner, R (1, 6) OBP: 0.290, SLG: 0.346			K		F9	F8			G6-3	2	0	0	0	0	1	1
2 Brendan Ryan, R (6, PH) OBP: 0.368, SLG: 0.526										2	0	0	0	0	0	0
(7, 6)																

	AB	33
	R	9
	H	10
	RBI	9
	BB	5
	SO	5
	LOB	11

Inning Stats	1	2	3	4	5	6	7	8	9
	R: 2 H: 1 E: 0 LOB: 0 K: 1 BB: 1 S: 8 P: 12	R: 0 H: 0 E: 0 LOB: 0 K: 0 BB: 0 S: 3 P: 3	R: 0 H: 0 E: 0 LOB: 0 K: 1 BB: 0 S: 5 P: 5	R: 1 H: 1 E: 0 LOB: 1 K: 1 BB: 1 S: 6 P: 11	R: 0 H: 1 E: 0 LOB: 3 K: 0 BB: 2 S: 4 P: 12	R: 3 H: 4 E: 0 LOB: 0 K: 0 BB: 0 S: 7 P: 11	R: 0 H: 0 E: 0 LOB: 0 K: 2 BB: 0 S: 7 P: 7	R: 0 H: 1 E: 0 LOB: 1 K: 0 BB: 0 S: 4 P: 4	R: 3 H: 2 E: 0 LOB: 0 K: 0 BB: 1 S: 4 P: 9

	1B: 6	SF: 1	WP: 0	PA: 40
	2B: 0	SAC: 0	PB: 0	
	3B: 0	DP: 0	SB: 2	
	HR: 4	HBP: 0	CS: 1	

PITCHER		IP	WLS	BF	H	R	ER	SO	BB	IBB	HBP	BLK	WP	HR	S	P	ERA	WHIP
26 Mike Foltynewicz, R ERA: 9.0	(1, 1)	2.0		8	1	2	2	1	1	0	0	0	0	1	11	15	9.00	1.000
76 Aaron Blair, R ERA: 8.0	(3, 1)	3.0		14	2	1	1	2	3	0	0	0	0	0	15	28	3.00	1.667
17 Carlos Torres, R ERA: 4.76	(6, 1)	1.0	B	6	4	3	3	0	0	0	0	0	0	2	7	11	27.00	4.000
38 Arodys Vizcaíno, R ERA:	(7, 1)	1.0	H	3	0	0	0	2	0	0	0	0	0	0	7	7	0.00	0.000
60 Ryan Weber, R ERA: 6.23	(8, 1)	1.1	L	8	3	3	3	0	1	0	0	0	0	1	8	13	20.25	3.000

PITCHER	IP	WLS	BF	H	R	ER	SO	BB	IBB	HBP	BLK	WP	HR	S	P	ERA	WHIP

Washington Nationals @ New York Mets

Tradition Field, Port St. Lucie, FL

Fri Mar 18 2016, 6:11 PM - 9:02 PM EDT

Att. 7,506 - Partly Cloudy - 86 F

livebaseballscorecards.com

TOP

Batter	1	2	3	4	5	6	7	8	9	AB	R	H	RBI	BB	SO	LOB
3 Michael Taylor, R (1, 8) OBP: 0.500, SLG: 0.867	20 2B 1B	HR		K		14 1B 10 E 1-2 2-3 1B		L4 ①		4	3	3	1	0	1	1
93 Alec Keller, L (6, 8)										1	0	0	0	0	0	0
20 Daniel Murphy, L (1, 4) OBP: 0.214, SLG: 0.296	10 2B 1-H 2B	F9 ②		P2 ③		L4 ①		K ②		4	1	1	1	0	0	4
16 Scott Sizemore, R (6, 4) OBP: 0.423, SLG: 0.875										1	0	0	0	0	1	0
10 Stephen Drew, L (1, 5) OBP: 0.458, SLG: 0.450	11 1B 8 HR 2-H 2B	F7 ③			K ①	E4 14 1B 1-2 2-H 3-H		G3 ③		4	1	1	2	0	1	1
68 Jason Martinson, R (6, 5) OBP: 0.433, SLG: 0.375										1	0	0	0	0	0	0
11 Ryan Zimmerman, R (1, 3) OBP: 0.333, SLG: 0.533	8 HR 2-3 1B		L7 ①		G5-3 ②	F8 ②			K ①	4	1	1	0	0	0	2
32 Tyler Moore, R (6, 3) OBP: 0.214, SLG: 0.400										1	0	0	0	0	1	0
14 Chris Heisey, R (1, 9) OBP: 0.343, SLG: 0.414	P4 ①		K ②		HR	1-2 2-H 1B			G4-3 ②	4	1	2	2	0	1	2
Randolph Oduber, R (6, 9) OBP: 0.500, SLG: 0.500										1	0	0	0	0	0	0
8 Danny Espinosa, S (1, 6) OBP: 0.160, SLG: 0.250	1-H 3-H HR		K ③		G1-3 ③	K ③			K ③	4	1	1	3	0	2	2
7 Trea Turner, R (6, 6) OBP: 0.281, SLG: 0.333										1	0	0	0	0	1	0
5 Reed Johnson, R (1, 7) OBP: 0.520, SLG: 0.450	G6-3 ②			59 2B 2B		59 1B 21 1B BB	G3 ①			2	2	1	0	1	0	0
94 Isaac Ballou, L (6, 7)										1	0	0	0	0	0	0
59 Jose Lobaton, S (1, 2) OBP: 0.400, SLG: 0.375	K ③			2-H 2B		3 1B 21 1B 10 E 1-2 1B	G1-3 ②			3	1	2	1	0	1	0
23 Jhonatan Solano, R (6, 2) OBP: 0.529, SLG: 0.500										1	0	0	0	0	0	0
60 Brian Jeroloman, L (9, 2)										0	0	0	0	0	0	0
21 Matthew den Dekker, L (1, 10) OBP: 0.290, SLG: 0.370		F8 ①		P4 ①		3 1B 10 E 1-2 2-H 1B	K2-3 ③			3	1	1	1	0	0	1
91 Stephen Perez, S (7, PH) (7, 10)										1	0	0	0	0	1	0
Inning Stats	R: 5 E: 0 K: 1 S: 11 H: 5 LOB: 0 BB: 0 P: 14	R: 1 E: 0 K: 0 S: 6 H: 1 LOB: 0 BB: 0 P: 8	R: 0 E: 0 K: 2 S: 7 H: 0 LOB: 0 BB: 0 P: 7	R: 1 E: 0 K: 1 S: 7 H: 2 LOB: 1 BB: 0 P: 7	R: 1 E: 0 K: 1 S: 6 H: 1 LOB: 0 BB: 0 P: 8	R: 4 E: 1 K: 1 S: 10 H: 4 LOB: 2 BB: 1 P: 14	R: 0 E: 0 K: 1 S: 5 H: 0 LOB: 0 BB: 0 P: 5	R: 0 E: 0 K: 1 S: 5 H: 0 LOB: 0 BB: 0 P: 5	R: 0 E: 0 K: 2 S: 7 H: 0 LOB: 0 BB: 0 P: 7	1B: 6 2B: 4 3B: 0 HR: 3 SF: 0 SAC: 0 DP: 0 HBP: 0							

	AB	41
	R	12
	H	13
	RBI	11
	BB	1
	SO	10
	LOB	13

WP: 0 PB: 0 SB: 0 CS: 0 PA: 42

PITCHER	IP	WLS	BF	H	R	ER	SO	BB	IBB	HBP	BLK	WP	HR	S	P	ERA	WHIP
40 Bartolo Colon, R (1, 1) ERA: 10.03	5.0	L	24	9	8	8	5	0	0	0	0	0	3	37	44	14.40	1.800
44 Buddy Carlyle, R (6, 1) ERA: 5.79	0.2		7	3	4	2	0	1	0	0	0	0	0	6	10	27.00	6.000
80 Zack Thornton, R (6, 1) ERA: 3.86	0.1		2	1	0	0	1	0	0	0	0	0	0	4	4	0.00	3.000
51 Jim Henderson, R (7, 1) ERA: 1.5	1.0		3	0	0	0	1	0	0	0	0	0	0	5	5	0.00	0.000
43 Addison Reed, R (8, 1) ERA: 1.42	1.0		3	0	0	0	1	0	0	0	0	0	0	5	5	0.00	0.000

PITCHER	IP	WLS	BF	H	R	ER	SO	BB	IBB	HBP	BLK	WP	HR	S	P	ERA	WHIP
27 Jeurys Familia, R (9, 1) ERA:	1.0		3	0	0	0	2	0	0	0	0	0	0	7	7	0.00	0.000

Washington Nationals @ New York Mets

Tradition Field, Port St. Lucie, FL

Fri Mar 18 2016, 6:11 PM - 9:02 PM EDT

Att. 7,506 - Partly Cloudy - 86 F

livebaseballscorecards.com

BOTTOM

Batter	1	2	3	4	5	6	7	8	9	AB	R	H	RBI	BB	SO	LOB
3 Curtis Granderson, L (1, 9) OBP: 0.294, SLG: 0.294	G4-3		L7		G3	G3			82 F9 / 29 BB / 30 HR / 1B	3	0	0	0	0	0	0
16 Alejandro De Aza, L (6, 9) OBP: 0.517, SLG: 0.583										2	1	1	0	0	0	3
5 David Wright, R (1, 5) OBP: 0.667, SLG: 0.667	21 BB / 1B		52 / 2B / 1B		G6-3		61 F9 / 2B		1-2 / 30 HR / BB	3	1	2	0	0	0	0
29 Eric Campbell, R (6, 5) OBP: 0.563, SLG: 0.429										1	1	1	0	1	0	0
52 Yoenis Cespedes, R (1, 8) OBP: 0.423, SLG: 0.417	F9		21 1B / 1-H / 2B		F7		P6		2-3 / F9	3	0	1	1	0	0	1
82 Kyle Johnson, R (6, 8) OBP: 0.167, SLG: 0.182										2	0	0	0	0	0	3
21 Lucas Duda, L (1, 3) OBP: 0.360, SLG: 0.409	1-2 / BB		2 SAFE / 2-3 / 1B			F7	F9 / 2-3		1-2 / 30 HR / BB	2	0	1	0	1	0	0
61 Marc Krauss, L (7, 3) OBP: 0.370, SLG: 0.273										1	1	0	0	1	0	1
20 Neil Walker, S (1, 4) OBP: 0.208, SLG: 0.348	G3-1		F9			HR	G5-3		K	2	0	0	0	0	0	3
75 T.J. Rivera, R (6, 4) OBP: 0.276, SLG: 0.414										3	1	1	1	0	1	4
30 Michael Conforto, L (1, 10) OBP: 0.281, SLG: 0.345		F7		K		26 HBP / 4 1B / 1B		K	1-H 2-H 3-H / HR	5	1	2	4	0	2	0
4 Wilmer Flores, R (1, 6) OBP: 0.531, SLG: 0.560		G6-3		F8		26 HBP / 1-2 / 1B		F9	G4-3	3	0	1	0	0	0	0
89 Amed Rosario, R (6, PR) OBP: 0.333, SLG: 0.333 (7, 6)										2	0	0	0	0	0	0
26 Kevin Plawecki, R (1, 2) OBP: 0.345, SLG: 0.480		K2-3		12 FC6-4 / BB		1-2 / 2-3 / HBP		E3		1	0	0	0	1	1	0
19 Johnny Monell, L (7, 2) OBP: 0.500, SLG: 0.474										1	0	0	0	0	0	0
12 Juan Lagares, R (1, 7) OBP: 0.458, SLG: 0.619			2-1 / HR	FC6-4 / 1-2f				P5		3	1	1	1	0	1	4
55 Ty Kelly, S (7, 7) OBP: 0.276, SLG: 0.182										1	0	0	0	0	0	1

	AB	R	H	RBI	BB	SO	LOB
	38	7	11	7	4	5	20

Inning Stats	1	2	3	4	5	6	7	8	9	1B	SF	WP	PA
R	0	0	2	0	0	1	0	0	4	6	0	0	43
H	1	0	4	0	0	3	1	0	2	2B	2	PB 0	
E	0	0	0	0	0	0	0	1	0	3B 0	SAC 0	SB 0	
LOB	2	0	0	1	0	1	0	0	0	HR 3	DP 0	CS 0	
K	0	1	0	1	1	1	0	1	1		HBP 1		
S	4	5	7	5	3	8	4	6	7				
BB	1	0	0	1	0	0	0	0	2				
P	8	5	9	9	3	10	4	6	16				

PITCHER	IP	WLS	BF	H	R	ER	SO	BB	IBB	HBP	BLK	WP	HR	S	P	ERA	WHIP
44 Lucas Giolito, R (1, 1) ERA: 4.05	2.0	W	8	1	0	0	1	1	0	0	0	0	0	9	13	0.00	1.000
73 Felipe Vázquez, L (3, 1) ERA: 6.75	1.0		6	4	2	2	0	0	0	0	0	0	1	7	9	18.00	4.000
72 Burke Badenhop, R (4, 1) ERA: 4.5	1.0		4	0	0	0	1	1	0	0	0	0	0	5	9	0.00	1.000
49 Nick Masset, R (5, 1) ERA: 5.68	1.0		3	0	0	0	0	0	0	0	0	0	0	3	3	0.00	0.000
26 Trevor Gott, R (6, 1) ERA: 5.4	1.0		7	3	1	1	1	0	0	1	0	0	1	8	10	9.00	3.000
50 Aaron Laffey, L (7, 1) ERA: 3.6	1.0		4	1	0	0	0	0	0	0	0	0	0	4	4	0.00	1.000
53 Rafael Martín, R (8, 1) ERA:	1.0		4	0	0	0	1	0	0	0	0	0	0	6	6	0.00	0.000
19 Erik Davis, R (9, 1) ERA: 11.81	1.0		7	2	4	4	1	2	0	0	0	0	1	7	16	36.00	4.000

Batter	1	2	3	4	5	6	7	8	9	AB	R	H	RBI	BB	SO	LOB
Inning Stats																

TOP

New York Mets @ Washington Nationals

Space Coast Stadium, Viera, FL

Sat Mar 19 2016, 1:05 PM EDT

livebaseballscorecards.com

AB	0
R	0
H	0
RBI	0
BB	0
SO	0
LOB	0

1B: 0	SF: 0																	
2B: 0	SAC: 0																	
3B: 0	DP: 0																	
HR: 0	HBP: 0																	

WP: 0	PA: 0																	
PB: 0																		
SB: 0																		
CS: 0																		

PITCHER	IP	WLS	BF	H	R	ER	SO	BB	IBB	HBP	BLK	WP	HR	S	P	ERA	WHIP

PITCHER	IP	WLS	BF	H	R	ER	SO	BB	IBB	HBP	BLK	WP	HR	S	P	ERA	WHIP

Batter	1	2	3	4	5	6	7	8	9	AB	R	H	RBI	BB	SO	LOB
Inning Stats										1B: 0 2B: 0 3B: 0 HR: 0		SF: 0 SAC: 0 DP: 0 HBP: 0					

PITCHER	IP	WLS	BF	H	R	ER	SO	BB	IBB	HBP	BLK	WP	HR	S	P	ERA	WHIP

PITCHER	IP	WLS	BF	H	R	ER	SO	BB	IBB	HBP	BLK	WP	HR	S	P	ERA	WHIP

BOTTOM

New York Mets @ Washington Nationals

Space Coast Stadium, Viera, FL

Sat Mar 19 2016, 1:05 PM EDT

livebaseballscorecards.com

AB	**0**
R	**0**
H	**0**
RBI	**0**
BB	**0**
SO	**0**
LOB	**0**

WP: 0 PA: 0
PB: 0
SB: 0
CS: 0

Washington Nationals @ Detroit Tigers

Joker Marchant Stadium, Lakeland, FL

Sun Mar 20 2016, 1:06 PM - 4:10 PM EDT

Att. 6,918 - Partly Cloudy - 79 F

TOP

livebaseballscorecards.com

Batter	1	2	3	4	5	6	7	8	9	AB	R	H	RBI	BB	SO	LOB
9 Ben Revere, L (1, 8) OBP: 0.345, SLG: 0.517	G1-3		P6		G1-3		10 G3-6-1 1B (3-H)		G6-3	3	0	0	0	0	0	0
3 Michael Taylor, R (6, 8) OBP: 0.515, SLG: 0.871										1	0	1	1	0	0	0
4 Tony Campana, L (9, PH) OBP: 0.391, SLG: 0.545										1	0	0	0	0	0	0
20 Daniel Murphy, L (1, 4) OBP: 0.258, SLG: 0.333	34 HR 1B		34 G5-3 1B		F7		G3-6-1 (1-2f)		BB	3	1	2	0	0	0	0
10 Stephen Drew, L (6, 4) OBP: 0.440, SLG: 0.429										1	0	0	0	0	0	1
16 Scott Sizemore, R (9, PH) OBP: 0.444, SLG: 0.875										0	0	0	0	1	0	0
34 Bryce Harper, L (1, 9) OBP: 0.429, SLG: 0.625	HR (1-H)		G5-3 (1-3)		HR			G1-3	K	3	2	2	3	0	0	1
5 Reed Johnson, R (6, 9) OBP: 0.481, SLG: 0.409										2	0	0	0	0	1	1
11 Ryan Zimmerman, R (1, 3) OBP: 0.278, SLG: 0.444	F8		G4-3		F9			HR		3	0	0	0	0	0	1
25 Clint Robinson, L (6, 3) OBP: 0.310, SLG: 0.615										1	1	1	1	0	0	0
28 Jayson Werth, R (1, 7) OBP: 0.200, SLG: 0.292	K			K		G4-3		L4		3	0	0	0	0	2	0
21 Matthew den Dekker, L (6, 7) OBP: 0.281, SLG: 0.357										1	0	0	0	0	0	0
6 Anthony Rendon, R (1, 5) OBP: 0.308, SLG: 0.304		G5-3		2B		K		59 1B 2B		3	0	1	0	0	1	0
2 Brendan Ryan, R (6, 5) OBP: 0.400, SLG: 0.600										1	1	1	0	0	0	0
40 Wilson Ramos, R (1, 2) OBP: 0.313, SLG: 0.563				F8		K		2-H 1B		3	0	1	0	0	1	1
59 Jose Lobaton, S (6, 2) OBP: 0.429, SLG: 0.412		2B								1	0	1	1	0	0	0
23 Jhonatan Solano, R (8, 2) OBP: 0.529, SLG: 0.500										0	0	0	0	0	0	0
8 Danny Espinosa, S (1, 6) OBP: 0.185, SLG: 0.240		F8		HBP			14 G1-3 14 S 3 1B 1B	F7		1	0	0	0	0	0	1
7 Trea Turner, R (6, 6) OBP: 0.294, SLG: 0.345										2	1	1	0	0	0	1
32 Tyler Moore, R (1, 10) OBP: 0.200, SLG: 0.370		F7		P5			G1-3 (1-3)		F8	2	0	0	0	0	0	3
14 Chris Heisey, R (7, PH) OBP: 0.324, SLG: 0.387 (7, 10)										2	0	0	0	0	0	1

	AB	37
	R	6
	H	11
	RBI	6
	BB	1
	SO	5
	LOB	11

Inning Stats										
	R: 2 E: 0 K: 1 S: 10	H: 2 LOB: 0 BB: 0 P: 13	R: 0 E: 0 K: 0 S: 4	H: 1 LOB: 1 BB: 0 P: 4	R: 0 E: 0 K: 0 S: 4	H: 1 LOB: 1 BB: 0 P: 4	R: 0 E: 0 K: 1 S: 6	H: 1 LOB: 2 BB: 0 P: 7	R: 1 E: 0 K: 0 S: 4	H: 1 LOB: 0 BB: 0 P: 4
	R: 0 E: 0 K: 2 S: 7	H: 0 LOB: 0 BB: 0 P: 7	R: 1 E: 0 K: 0 S: 4	H: 2 LOB: 0 BB: 0 P: 5	R: 2 E: 0 K: 0 S: 7	H: 3 LOB: 1 BB: 0 P: 7	R: 0 E: 0 K: 1 S: 5	H: 0 LOB: 1 BB: 1 P: 9	1B: 5 2B: 3 3B: 0 HR: 3	SF: 0 SAC: 0 DP: 1 HBP: 1
	WP: 0 PB: 0 SB: 1 CS: 0	PA: 39								

PITCHER		IP	WLS	BF	H	R	ER	SO	BB	IBB	HBP	BLK	WP	HR	S	P	ERA	WHIP
35 Justin Verlander, R ERA: 1.93	(1, 1)	5.0		22	6	3	3	2	0	0	1	0	0	2	28	32	5.40	1.200
21 Mark Lowe, R ERA: 9.53	(6, 1)	1.0		3	0	0	0	2	0	0	0	0	0	0	7	7	0.00	0.000
54 Drew VerHagen, R ERA: 8.1	(7, 1)	1.2		9	5	3	3	0	0	0	0	0	0	1	10	11	16.20	3.000
99 Dustin Molleken, R ERA:	(8, 1)	0.1	W	1	0	0	0	0	0	0	0	0	0	0	1	1	0.00	0.000
56 Kyle Ryan, L ERA: 1.13	(9, 1)	1.0	S	4	0	0	0	1	1	0	0	0	0	0	5	9	0.00	1.000

PITCHER	IP	WLS	BF	H	R	ER	SO	BB	IBB	HBP	BLK	WP	HR	S	P	ERA	WHIP

BOTTOM

Batter	1	2	3	4	5	6	7	8	9	AB	R	H	RBI	BB	SO	LOB
12 Anthony Gose, L (1, 8) OBP: 0.286, SLG: 0.438	F7		K			B1-3	F8	G3		4	0	0	0	0	1	1
31 José Azocar, R (8, 8) OBP: 0.143, SLG: 0.143										1	0	0	0	0	0	1
34 James McCann, R (1, 2) OBP: 0.370, SLG: 0.654	1B		FC6-4 1-2f			28 1B 2B	G4-3			3	1	2	0	0	0	1
70 Miguel Gonzalez, R (7, 2) OBP: 0.333, SLG: 0.250										1	0	0	0	0	0	0
8 Justin Upton, R (1, 7) OBP: 0.343, SLG: 0.207	K			P4		G1-3		75 2B HBP		3	0	0	0	0	1	2
25 Christin Stewart, L (7, 7)										0	1	0	0	0	0	0
28 J.D. Martinez, R (1, 10) OBP: 0.325, SLG: 0.676	F9			F9		9 BB 62 1B 2-H 1B		87 E 1-H 2B		3	1	1	1	0	0	1
75 Mike Gerber, L (8, PH) OBP: 0.353, SLG: 0.750										1	1	1	1	0	0	0
(9, 10)																
9 Nick Castellanos, R (1, 5) OBP: 0.290, SLG: 0.345		17 G3-6-3 1B		K		62 1B 17 2B 1-2 BB		E9 74 SH1-3 73 BB 72 2B 2-H 1B		2	1	1	0	1	1	0
87 Jordany Valdespin, L (7, 5) OBP: 0.750, SLG: 0.667										1	1	1	0	0	0	0
62 Nate Schierholtz, L (1, 9) OBP: 0.333, SLG: 0.692	F7		G6-3			17 2B 1-2 2-H 1B		74 SH1-3 72 2B 1-2 BB		3	0	1	1	0	0	1
73 Jason Krizan, L (7, 9) OBP: 0.500, SLG: 0.357										0	1	0	0	1	0	0
17 Andrew Romine, S (1, 4) OBP: 0.452, SLG: 0.333	G3-6-3 1-2f		1B			1-3 2-H 2B		SH1-3 1-2 2-3		3	0	2	1	0	0	1
74 Tommy Field, R (7, 4) OBP: 0.296, SLG: 0.348										0	0	0	0	0	0	0
64 John Mayberry Jr., R (1, 3) OBP: 0.206, SLG: 0.290			G6-3			K	K	86 G6-3 2-H 3-H 2B		3	0	0	0	0	2	3
72 Dominic Ficociello, S (7, 3) OBP: 0.250, SLG: 0.333										1	0	1	2	0	0	0
49 Dixon Machado, R (1, 6) OBP: 0.192, SLG: 0.160			34 FC6-4 1B				F8	G6-3 2-3		3	0	1	0	0	0	1
86 Argenis Diaz, R (8, 6)										1	0	0	0	0	0	1
Inning Stats	R: 0 E: 0 K: 1 S: 6 H: 1 LOB: 1 BB: 0 P: 6	R: 0 E: 0 K: 0 S: 3 H: 1 LOB: 0 BB: 0 P: 3	R: 0 E: 0 K: 1 S: 6 H: 1 LOB: 1 BB: 0 P: 6	R: 0 E: 0 K: 1 S: 5 H: 0 LOB: 0 BB: 0 P: 5	R: 0 E: 0 K: 1 S: 6 H: 1 LOB: 1 BB: 0 P: 6	R: 3 E: 0 K: 1 S: 9 H: 4 LOB: 2 BB: 1 P: 13	R: 0 E: 0 K: 0 S: 3 H: 0 LOB: 0 BB: 0 P: 3	R: 4 E: 1 K: 0 S: 6 H: 3 LOB: 1 BB: 1 P: 11		1B: 7 2B: 4 3B: 0 HR: 0 SF: 0 SAC: 1 DP: 1 HBP: 1						

PITCHER		IP	WLS	BF	H	R	ER	SO	BB	IBB	HBP	BLK	WP	HR	S	P	ERA	WHIP
41 Joe Ross, R ERA: 2.79	(1, 1)	1.0		5	2	0	0	1	0	0	0	0	0	0	7	7	0.00	2.000
45 Blake Treinen, R ERA:	(2, 1)	4.0	H	13	2	0	0	3	0	0	0	0	0	0	19	19	0.00	0.500
18 Matt Belisle, R ERA: 8.1	(6, 1)	0.2	H	6	3	3	3	0	1	0	0	0	0	0	5	9	40.50	6.000
73 Felipe Vázquez, L ERA: 5.4	(6, 1)	1.1	B	5	1	0	0	1	0	0	0	0	0	0	7	7	0.00	0.750
72 Burke Badenhop, R ERA: 10.5	(8, 1)	0.0	L	4	2	4	4	0	1	0	1	0	0	0	2	7	∞	∞

PITCHER		IP	WLS	BF	H	R	ER	SO	BB	IBB	HBP	BLK	WP	HR	S	P	ERA	WHIP
50 Aaron Laffey, L ERA: 3.0	(8, 1)	1.0	B	4	1	0	0	0	0	0	0	0	0	0	4	4	0.00	1.000

Washington Nationals @ Detroit Tigers
Joker Marchant Stadium, Lakeland, FL
Sun Mar 20 2016, 1:06 PM - 4:10 PM EDT
Att. 6,918 - Partly Cloudy - 79 F

livebaseballscorecards.com

AB	33
R	7
H	11
RBI	6
BB	2
SO	5
LOB	13

PA: 37
WP: 0
PB: 0
SB: 0
CS: 0

Houston Astros @ Washington Nationals

Space Coast Stadium, Viera, FL

Mon Mar 21 2016, 1:06 PM - 4:02 PM EDT

Att. 6,059 - Sunny - 56 F

TOP

livebaseballscorecards.com

Batter	1	2	3	4	5	6	7	8	9	AB	R	H	RBI	BB	SO	LOB
6 Jake Marisnick, R (1, 9) OBP: 0.154, SLG: 0.211 (8, 8)	F8	G5-3		F8			79 HR 1B		G6-3	5	1	1	0	0	0	3
9 Marwin Gonzalez, S (1, 6) OBP: 0.484, SLG: 0.923 79 Colin Moran, L (6, 5) OBP: 0.393, SLG: 0.520	G6-3	BB			G5-3		1-H HR		G3-1	2	0	0	0	1	0	0
										2	1	1	2	0	0	0
30 Carlos Gómez, R (1, 8) OBP: 0.520, SLG: 0.353 80 AJ Reed, L (6, 3) OBP: 0.273, SLG: 0.406	84 BB 18 1B 1B	K			BB		F8			2	1	1	0	1	1	3
										1	0	0	0	0	0	0
84 Tyler White, R (1, 10) OBP: 0.410, SLG: 0.485 21 Jon Singleton, L (7, PH) OBP: 0.205, SLG: 0.341 (7, 10)	18 1B BB		18 P5 BB		P6		K			1	0	0	0	2	0	1
										1	0	0	0	0	1	0
18 Luis Valbuena, L (1, 5) OBP: 0.382, SLG: 0.483 82 Alex Bregman, R (6, 6) OBP: 0.211, SLG: 0.063	19 FC5-4 1B		P5		F7			P5		3	0	1	1	0	0	2
										1	0	0	0	0	0	0
19 Matt Duffy, R (1, 3) OBP: 0.306, SLG: 0.548 (6, 7) 97 Ronnie Mitchell, L (8, 7)	FC5-4		L5			K		G1-3		4	0	0	0	0	1	2
										0	0	0	0	0	0	0
15 Jason Castro, L (1, 2) OBP: 0.360, SLG: 0.400 72 Tyler Heineman, S (6, 2) OBP: 0.313, SLG: 0.333		16 WP 26 1B 1B		G3-1		G4-3		1B		3	0	1	0	0	0	0
										1	0	1	0	0	0	0
26 Danny Worth, R (1, 4) OBP: 0.429, SLG: 0.680 92 Danry Vasquez, L (8, 9)		16 WP 1-2 1B		2B		F9		F9		4	0	2	0	0	0	1
										0	0	0	0	0	0	0
16 Eury Pérez, R (1, 7) OBP: 0.324, SLG: 0.207 (6, 8) 81 Joe Sclafani, S (8, 4) OBP: 0.167, SLG: 0.091		G5-3 1-2 2-3		G5-3			P6		P5	3	0	0	0	0	0	3
										1	0	0	0	0	0	0
Inning Stats	R: 1 E: 0 K: 0 S: 5 H: 2 LOB: 2 BB: 1 P: 10	R: 0 E: 0 K: 1 S: 7 H: 2 LOB: 3 BB: 1 P: 12	R: 0 E: 0 K: 0 S: 2 H: 0 LOB: 0 BB: 1 P: 7	R: 0 E: 0 K: 0 S: 4 H: 1 LOB: 1 BB: 0 P: 4	R: 0 E: 0 K: 0 S: 3 H: 0 LOB: 1 BB: 1 P: 7	R: 0 E: 0 K: 1 S: 5 H: 0 LOB: 0 BB: 0 P: 5	R: 2 E: 0 K: 1 S: 8 H: 2 LOB: 0 BB: 0 P: 11	R: 0 E: 0 K: 0 S: 4 H: 1 LOB: 1 BB: 0 P: 4	R: 0 E: 0 K: 0 S: 3 H: 0 LOB: 0 BB: 0 P: 3	1B: 6 2B: 1 3B: 0 HR: 1	SF: 0 SAC: 0 DP: 0 HBP: 0						

	AB	34
	R	3
	H	8
	RBI	3
	BB	4
	SO	3
	LOB	15

WP: 1 PB: 0 SB: 0 CS: 0 PA: 38

PITCHER		IP	WLS	BF	H	R	ER	SO	BB	IBB	HBP	BLK	WP	HR	S	P	ERA	WHIP
47 Gio González, L ERA: 2.77	(1, 1)	4.1		21	5	1	1	1	4	0	0	0	1	0	19	38	2.08	2.077
73 Felipe Vázquez, L ERA: 4.91	(5, 1)	0.2	H	2	0	0	0	0	0	0	0	0	0	0	2	2	0.00	0.000
26 Trevor Gott, R ERA: 4.5	(6, 1)	1.0	H	3	0	0	0	1	0	0	0	0	0	0	5	5	0.00	0.000
53 Rafael Martín, R ERA: 2.0	(7, 1)	2.0	W	9	3	2	2	1	0	0	0	0	0	1	12	15	9.00	1.500
49 Nick Masset, R ERA: 4.91	(9, 1)	1.0	S	3	0	0	0	0	0	0	0	0	0	0	3	3	0.00	0.000

PITCHER	IP	WLS	BF	H	R	ER	SO	BB	IBB	HBP	BLK	WP	HR	S	P	ERA	WHIP

Batter	1	2	3	4	5	6	7	8	9	AB	R	H	RBI	BB	SO	LOB
3 Michael Taylor, R (1, 8) OBP: 0.514, SLG: 0.848	F9		34 1B, 6 1B, 11 2B, 1B		2 1B, 2 S, 1B		P2, 1-2			2	1	1	0	0	0	0
4 Tony Campana, L (5, PH) (6, 8) OBP: 0.400, SLG: 0.542										2	0	1	0	0	0	1
6 Anthony Rendon, R (1, 5) OBP: 0.321, SLG: 0.320	K		34 1B, 11 2B, 1-2, 1B		5 CS, 1-3, 1B		2-3, 1B			2	1	1	0	0	1	0
2 Brendan Ryan, R (5, PH) (6, 5) OBP: 0.455, SLG: 0.636										2	0	2	0	0	0	0
34 Bryce Harper, L (1, 9) OBP: 0.433, SLG: 0.615	K		11 2B, 1-2, 2-3, 1B		1-2 K		SF8, 3-H			2	0	1	0	0	1	0
5 Reed Johnson, R (5, PH) (6, 9) OBP: 0.448, SLG: 0.391										1	0	0	1	0	1	2
11 Ryan Zimmerman, R (1, 10) OBP: 0.286, SLG: 0.476		G3-1	1-3, 2-H, 3-H, 2B			G5-3	K			3	0	1	2	0	0	0
16 Scott Sizemore, R (7, PH) (8, 10) OBP: 0.429, SLG: 0.840										1	0	0	0	0	1	1
20 Daniel Murphy, L (1, 4) OBP: 0.265, SLG: 0.333		G3	P4			23 2B, 1B		3-2, HR		3	0	1	0	0	0	2
90 Cutter Dykstra, R (6, PR) (7, 4) OBP: 1.000, SLG: 4.000										1	1	1	1	0	0	0
40 Wilson Ramos, R (1, 2) OBP: 0.333, SLG: 0.722	HR		L6			1-3, 2B		K		2	1	1	1	0	0	0
23 Jhonatan Solano, R (6, 2) OBP: 0.556, SLG: 0.600										1	0	1	0	0	0	0
59 Jose Lobaton, S (8, PH) (9, 2) OBP: 0.409, SLG: 0.389										1	0	0	0	0	1	0
25 Clint Robinson, L (1, 3) OBP: 0.290, SLG: 0.571	G6-3		F9			K		F8		2	0	0	0	0	0	0
32 Tyler Moore, R (6, 3) OBP: 0.188, SLG: 0.345										2	0	0	0	0	1	3
21 Matthew den Dekker, L (1, 7) OBP: 0.294, SLG: 0.345			K2-3		10 2-6, BB	K		K		1	0	0	0	1	1	0
14 Chris Heisey, R (6, 7) OBP: 0.308, SLG: 0.364										2	0	0	0	0	2	3
10 Stephen Drew, L (1, 6) OBP: 0.407, SLG: 0.391			F7	2-6, 1-2	F9		2 1B, 4 S, 5 SF8, 1B			2	0	0	0	0	0	0
7 Trea Turner, R (6, 6) OBP: 0.314, SLG: 0.367										1	1	1	0	0	0	0
Inning Stats	R: 0 E: 0 K: 2 S: 7 / H: 0 LOB: 0 BB: 0 P: 7	R: 1 E: 0 K: 0 S: 4 / H: 1 LOB: 0 BB: 0 P: 4	R: 2 E: 0 K: 1 S: 9 / H: 4 LOB: 2 BB: 0 P: 9	R: 0 E: 0 K: 0 S: 2 / H: 0 LOB: 1 BB: 1 P: 7	R: 0 E: 0 K: 1 S: 6 / H: 2 LOB: 1 BB: 0 P: 8	R: 0 E: 0 K: 2 S: 9 / H: 2 LOB: 3 BB: 0 P: 9	R: 1 E: 0 K: 1 S: 7 / H: 2 LOB: 1 BB: 0 P: 8	R: 1 E: 0 K: 2 S: 10 / H: 1 LOB: 0 BB: 0 P: 13		1B: 8 2B: 2 3B: 0 HR: 2	SF: 1 SAC: 0 DP: 0 HBP: 0						

PITCHER		IP	WLS	BF	H	R	ER	SO	BB	IBB	HBP	BLK	WP	HR	S	P	ERA	WHIP
46 Scott Feldman, R ERA: 5.19	(1, 1)	3.2		17	5	3	3	3	1	0	0	0	0	1	22	26	7.36	1.636
23 Neal Cotts, L ERA: 3.0	(4, 1)	0.2		4	2	0	0	0	0	0	0	0	0	0	3	5	0.00	3.000
37 Pat Neshek, R ERA: 1.69	(5, 1)	0.2		1	0	0	0	1	0	0	0	0	0	0	3	4	0.00	0.000
47 Dan Straily, R ERA: 9.0	(6, 1)	2.0	L	10	4	1	1	3	0	0	0	0	0	0	16	17	4.50	2.000
67 Jandel Gustave, R ERA: 2.84	(8, 1)	1.0		4	1	1	1	2	0	0	0	0	0	1	10	13	9.00	1.000

PITCHER	IP	WLS	BF	H	R	ER	SO	BB	IBB	HBP	BLK	WP	HR	S	P	ERA	WHIP

BOTTOM

Houston Astros @ Washington Nationals

Space Coast Stadium, Viera, FL

Mon Mar 21 2016, 1:06 PM - 4:02 PM EDT

Att. 6,059 - Sunny - 56 F

livebaseballscorecards.com

AB	33
R	5
H	12
RBI	5
BB	1
SO	9
LOB	12

Batter	1	2	3	4	5	6	7	8	9	AB	R	H	RBI	BB	SO	LOB
11 Brett Gardner, L (1, 7) OBP: 0.267, SLG: 0.214	F X 0-1 ① F8		X 0-0 29 G6-3 1-2 2-3 1B		X 0-0 1-2 1B		X 0-0 ② FC6-4 1-2f 2-3			3	0	2	0	0	0	0
79 César Puello, R (6, 9) OBP: 0.333, SLG: 0.429										1	0	0	0	0	0	2
31 Aaron Hicks, S (1, 8) OBP: 0.316, SLG: 0.471	S C 0-3 ② K		S S 0-3 ① K		X 0-0 ③ F8		S S 0-3 ③ K			3	0	0	0	0	2	5
98 Lane Adams, R (6, 8) OBP: 0.400, SLG: 0.333										1	0	0	0	0	1	2
29 Dustin Ackley, L (1, 4) OBP: 0.294, SLG: 0.412	S S 0-3 ③ K		X 0-0 ②③ G6-3 1-2f			X 0-0 24 G4-3 1B		X 0-0 ① G4-3		3	0	1	0	0	1	3
94 Tyler Wade, L (6, PR) OBP: 0.286, SLG: 0.286 (6, 6)										1	0	0	0	0	0	0
43 Austin Romine, R (1, 2) OBP: 0.273, SLG: 0.455		X 0-0 2B		C C C 0-3 ① K		S S S 0-3 ① K		X 0-0 ② L6		3	0	1	0	0	2	1
97 Deibinson Romero, R (6, 3) OBP: 0.150, SLG: 0.105										1	0	0	0	0	0	0
24 Chris Parmelee, L (1, 3) OBP: 0.241, SLG: 0.296		C C C 0-3 ① K		S S S 0-3 ② K		X 0-0 ② G4-3 1-2		C C C 0-3 ③ K		3	0	0	0	0	2	2
62 Juan Silva, L (6, 7) OBP: 0.250, SLG: 0.250										1	0	0	0	0	1	0
72 Gary Sánchez, R (1, 10) OBP: 0.200, SLG: 0.048		X 0-0 ② F7		X 0-0 ③ F8		X 0-0 ③ F9			X 0-0 ① F8	4	0	0	0	0	0	3
64 Rob Refsnyder, R (1, 5) OBP: 0.310, SLG: 0.407		C C C 0-3 ③ K			X 0-0 11 1B 1B		S S S 0-3 ① K		X 0-0 1B	2	0	1	0	0	1	1
27 Pete Kozma, R (6, 4) OBP: 0.235, SLG: 0.133										2	0	1	0	0	1	0
38 Chris Denorfia, R (1, 9) OBP: 0.217, SLG: 0.182			X 0-0 11 1B 17 1B 1B		S S 0-2 ① K		X 0-0 79 FC6-4 26 1B 1B		X 0-0 ② P4	2	0	1	0	0	1	1
17 Carlos Corporán, S (6, 2) OBP: 0.227, SLG: 0.238										2	0	1	0	0	0	1
17 Ronald Torreyes, R (1, 6) OBP: 0.280, SLG: 0.250			X 0-0 11 1B 1-2 1B		S S S 0-3 ② K		X 0-0 79 FC6-4 1-2 1B		X 0-0 ③ F8	2	0	1	0	0	1	1
26 Donovan Solano, R (6, 5) OBP: 0.500, SLG: 0.750										2	0	1	0	0	0	1

TOP

New York Yankees @ Washington Nationals

Space Coast Stadium, Viera, FL

Wed Mar 23 2016, 5:05 PM - 7:48 PM EDT

Att. 7,718 - Clear - 82 F

livebaseballscorecards.com

AB	36
R	0
H	10
RBI	0
BB	0
SO	13
LOB	23

Inning Stats	1	2	3	4	5	6	7	8	9
	R: 0 E: 0 K: 2 S: 8	H: 0 LOB: 0 BB: 0 P: 8	R: 0 E: 0 K: 2 S: 8	H: 1 LOB: 1 BB: 0 P: 8	R: 0 E: 0 K: 1 S: 7	H: 3 LOB: 2 BB: 0 P: 7	R: 0 E: 0 K: 2 S: 7	H: 0 LOB: 0 BB: 0 P: 7	R: 0 E: 0 K: 2 S: 8	H: 2 LOB: 2 BB: 0 P: 8	R: 0 E: 0 K: 1 S: 6	H: 1 LOB: 2 BB: 0 P: 6	R: 0 E: 0 K: 2 S: 9	H: 2 LOB: 2 BB: 0 P: 9	R: 0 E: 0 K: 1 S: 5	H: 0 LOB: 0 BB: 0 P: 5	R: 0 E: 0 K: 0 S: 4	H: 1 LOB: 1 BB: 0 P: 4

| | | | | | | | | | |

Batter	1	2	3	4	5	6	7	8	9	AB	R	H	RBI	BB	SO	LOB
9 Ben Revere, L (1, 8) OBP: 0.375, SLG: 0.531 4 Tony Campana, L (5, 8) OBP: 0.370, SLG: 0.500	6 BLK 6 2B 1B		34 BB 6 1B 11 FC6 1B	G4-3			K	FC3-2 16 E 16 E 1-2 2-3 3-Hf		3 2	2 1	2 0	0 0	0 0	0 1	0 3
6 Anthony Rendon, R (1, 5) OBP: 0.387, SLG: 0.464 16 Scott Sizemore, R (6, 5) OBP: 0.433, SLG: 0.815	34 F9 1-H 2B		11 FC6 34 BB 28 1B 1-2 1B				K	E9 21 E 1-H 2-H 3-H 1B		3 2	1 1	3 1	1 1	0 0	0 1	0 0
34 Bryce Harper, L (1, 9) OBP: 0.424, SLG: 0.571 21 Matthew den Dekker, L (6, 9) OBP: 0.333, SLG: 0.419	F9 2-3		11 FC6 1-2 2-3 BB	K			2B	E9 25 G3-6-1 2-H 1B		2 2	0 0	0 2	0 0	1 0	1 0	2 0
11 Ryan Zimmerman, R (1, 3) OBP: 0.261, SLG: 0.435 25 Clint Robinson, L (5, PH) OBP: 0.265, SLG: 0.516 (6, 3)	K		FC6 28 1B 14 2B 1-2f 2-3 3-H		K		F7	G3-6-1 1-2f		2 3	1 0	0 0	1 0	0 0	1 1	3 2
28 Jayson Werth, R (1, 7) OBP: 0.222, SLG: 0.308 32 Tyler Moore, R (5, PH) OBP: 0.206, SLG: 0.355 (6, 7)	G5-3		14 2B 1-2 3-H 1B	G5-3				5 E 5 FC6 23 E 1B		2 2	0 1	1 1	1 0	0 0	0 0	1 0
14 Chris Heisey, R (1, 10) OBP: 0.317, SLG: 0.400 5 Reed Johnson, R (5, PH) OBP: 0.419, SLG: 0.360 (6, 10)		F7	40 HR 1-H 2-H 2B		F8			FC6 7 BB 91 1B 1-3		2 2	1 1	1 0	1 0	0 0	0 0	0 1
40 Wilson Ramos, R (1, 2) OBP: 0.350, SLG: 0.850 59 Jose Lobaton, S (6, 2) OBP: 0.391, SLG: 0.368 23 Jhonatan Solano, R (8, 2) OBP: 0.526, SLG: 0.563		G5-3	2-H HR			K		E5 91 1B 7 BB 4 FC3-2 3-H		2 1 1	1 0 0	1 0 0	2 0 0	0 0 1	0 1 0	0 0 1
2 Brendan Ryan, R (1, 6) OBP: 0.417, SLG: 0.583 7 Trea Turner, R (6, 6) OBP: 0.324, SLG: 0.355		G6-3	G5-3			F8		4 FC3-2 91 1B 16 1B 1-2 2-3 BB		2 1	0 1	0 0	0 0	0 1	0 0	0 0
10 Stephen Drew, L (1, 4) OBP: 0.414, SLG: 0.520 91 Osvaldo Abreu, R (6, 4) OBP: 0.500, SLG: 0.500			HR	K		F9		16 1B 4 FC3-2 16 E 1-2 2-3 3-H 1B		2 2	1 1	1 1	1 1	0 0	1 0	0 0
Inning Stats	R: 1 E: 0 K: 1 S: 7 H: 2 LOB: 1 BB: 0 P: 7	R: 0 E: 0 K: 0 S: 3 H: 0 LOB: 0 BB: 0 P: 3	R: 6 E: 0 K: 0 S: 11 H: 6 LOB: 0 BB: 1 P: 16	R: 0 E: 0 K: 2 S: 8 H: 1 LOB: 1 BB: 0 P: 8	R: 0 E: 0 K: 1 S: 5 H: 0 LOB: 0 BB: 0 P: 5	R: 0 E: 0 K: 1 S: 5 H: 0 LOB: 0 BB: 0 P: 5	R: 0 E: 0 K: 2 S: 8 H: 1 LOB: 1 BB: 0 P: 8	R: 6 E: 4 K: 0 S: 8 H: 4 LOB: 0 BB: 1 P: 12		1B: 8 2B: 4 3B: 0 HR: 2	SF: 0 SAC: 0 DP: 1 HBP: 0			WP: 0 PB: 0 SB: 0 CS: 0	PA: 40		

PITCHER	IP	WLS	BF	H	R	ER	SO	BB	IBB	HBP	BLK	WP	HR	S	P	ERA	WHIP
19 Masahiro Tanaka, R (1, 1) ERA: 7.36	4.0	L	21	9	7	7	3	1	0	0	1	0	2	29	34	15.75	2.500
73 Nick Goody, R (5, 1) ERA: 3.68	1.0		3	0	0	0	1	0	0	0	0	0	0	5	5	0.00	0.000
85 Luis Cessa, R (6, 1) ERA: 3.86	1.0		3	0	0	0	1	0	0	0	0	0	0	5	5	0.00	0.000
26 Johnny Barbato, R (7, 1) ERA: 2.45	1.0		4	1	0	0	2	0	0	0	0	0	0	8	8	0.00	1.000
41 Anthony Swarzak, R (8, 1) ERA: 2.84	0.1		7	3	6	0	0	1	0	0	0	0	0	6	10	0.00	12.000

PITCHER	IP	WLS	BF	H	R	ER	SO	BB	IBB	HBP	BLK	WP	HR	S	P	ERA	WHIP
50 Nick Rumbelow, R (8, 1) ERA: 4.7	0.2		2	1	0	0	0	0	0	0	0	0	0	2	2	0.00	1.500

BOTTOM

New York Yankees @ Washington Nationals

Space Coast Stadium, Viera, FL

Wed Mar 23 2016, 5:05 PM - 7:48 PM EDT

Att. 7,718 - Clear - 82 F

livebaseballscorecards.com

AB	38
R	13
H	14
RBI	9
BB	2
SO	7
LOB	13

Batter	1	2	3	4	5	6	7	8	9	AB	R	H	RBI	BB	SO	LOB
16 Kolten Wong, L (1, 4) OBP: 0.300, SLG: 0.342	E6 37 1B 55 BB 28 2B	G4-3 2-3			K		G6-3 1-2f		K	4	1	0	0	0	1	2
87 Jacob Wilson, R (7, 4) OBP: 0.258, SLG: 0.321										1	0	0	0	0	1	2
55 Stephen Piscotty, R (1, 9) OBP: 0.462, SLG: 0.394	BB 37 1B 28 2B 1-2	F9			K			G3	BB 1-2 2-3	2	1	0	0	1	1	1
95 C.J. McElroy, R (7, 9) OBP: 0.429, SLG: 0.333										1	0	0	0	1	0	0
37 Brandon Moss, L (1, 7) OBP: 0.308, SLG: 0.459	1B 28 2B 1-2 2-3		K		BB			K	K	2	0	1	0	1	1	0
43 Seth Maness, R (5, 1)										0	0	0	0	0	0	0
60 Dean Kiekhefer, L (6, 1)										0	0	0	0	0	0	0
64 Sam Tuivailala, R (7, 1)										0	0	0	0	0	0	0
38 Carlos Peguero, L (8, PH) OBP: 0.385, SLG: 0.708										1	0	0	0	0	1	0
26 Seunghwan Oh, R (8, 1)										0	0	0	0	0	0	0
15 Randal Grichuk, R (9, PH) OBP: 0.429, SLG: 0.625										1	0	0	0	0	1	3
3 Jedd Gyorko, R (1, 6) OBP: 0.184, SLG: 0.237	K	G5-3			K			2B		3	0	0	0	0	2	4
95 Paul DeJong, R (7, 5) OBP: 0.500, SLG: 0.833										1	0	1	0	0	0	0
32 Matt Adams, L (1, 3) OBP: 0.306, SLG: 0.419	K	F7		G4-3				FC6-4 BB		3	0	0	0	0	1	3
93 David Washington, L (6, 3) OBP: 0.433, SLG: 0.417										0	0	0	0	1	0	0
28 Tommy Pham, R (1, 8) OBP: 0.400, SLG: 0.432	2B 1-3 2-H 3-H			G6-3	K			FC6-4 1-2f		4	0	1	2	0	1	2
33 Brayan Peña, S (1, 2) OBP: 0.235, SLG: 0.250	K			1B		F9			1B 95 BB 91 BB	3	0	1	0	0	1	2
84 Mike Ohlman, R (6, 2) OBP: 0.462, SLG: 0.455										1	0	1	0	0	0	0
35 Greg Garcia, L (1, 5) OBP: 0.357, SLG: 0.289		BB 16 G4-3 50 SH3		K			G6-3		K	2	0	0	0	1	1	1
(7, 6)										0	0	0	0	0	0	0
Joey Hawkins, R (8, 6)										1	0	0	0	0	1	1
96 Harrison Bader, R (9, PH) OBP: 0.143, SLG: 0.143																
50 Adam Wainwright, R (1, 1)		SH3 1-2		K			1B 16 G6-3		BB 95 BB 1-2	1	0	0	0	0	1	1
91 Jeremy Hazelbaker, L (5, 7) OBP: 0.395, SLG: 0.529										1	0	1	0	1	0	0
Inning Stats	R: 2 E: 1 K: 3 S: 12 H: 2 LOB: 2 BB: 1 P: 16	R: 0 E: 0 K: 0 S: 3 H: 0 LOB: 1 BB: 1 P: 7	R: 0 E: 0 K: 1 S: 5 H: 0 LOB: 0 BB: 0 P: 5	R: 0 E: 0 K: 2 S: 8 H: 1 LOB: 1 BB: 0 P: 8	R: 0 E: 0 K: 3 S: 9 H: 0 LOB: 1 BB: 1 P: 13	R: 0 E: 0 K: 1 S: 5 H: 0 LOB: 0 BB: 0 P: 5	R: 0 E: 0 K: 0 S: 3 H: 1 LOB: 0 BB: 0 P: 3	R: 0 E: 0 K: 1 S: 6 H: 1 LOB: 2 BB: 1 P: 10	R: 0 E: 0 K: 3 S: 10 H: 1 LOB: 3 BB: 2 P: 18	1B: 4 2B: 2 3B: 0 HR: 0	SF: 0 SAC: 1 DP: 1 HBP: 0					

PITCHER	IP	WLS	BF	H	R	ER	SO	BB	IBB	HBP	BLK	WP	HR	S	P	ERA	WHIP
31 Max Scherzer, R (1, 1) ERA: 1.38	5.0	W	22	3	2	0	9	3	0	0	0	0	0	37	49	0.00	1.200
53 Rafael Martín, R (6, 1) ERA: 1.8	1.0		3	0	0	0	1	0	0	0	0	0	0	5	5	0.00	0.000
26 Trevor Gott, R (7, 1) ERA: 3.86	1.0		3	1	0	0	0	0	0	0	0	0	0	3	3	0.00	1.000
49 Nick Masset, R (8, 1) ERA: 4.32	1.0		5	1	0	0	1	1	0	0	0	0	0	6	10	0.00	2.000
27 Shawn Kelley, R (9, 1) ERA: 5.06	1.0		6	1	0	0	3	2	0	0	0	0	0	10	18	0.00	3.000

PITCHER	IP	WLS	BF	H	R	ER	SO	BB	IBB	HBP	BLK	WP	HR	S	P	ERA	WHIP

TOP

St. Louis Cardinals @ Washington Nationals
Space Coast Stadium, Viera, FL
Thu Mar 24 2016, 1:06 PM - 4:22 PM EDT
Att. 7,450 - Partly Cloudy - 78 F

livebaseballscorecards.com

AB	32
R	2
H	6
RBI	2
BB	6
SO	14
LOB	22

WP: 0	PB: 0	SB: 0	CS: 0
PA: 39			

BOTTOM

St. Louis Cardinals @ Washington Nationals

Space Coast Stadium, Viera, FL

Thu Mar 24 2016, 1:06 PM - 4:22 PM EDT

Att. 7,450 - Partly Cloudy - 78 F

Batter	1	2	3	4	5	6	7	8	9	AB	R	H	RBI	BB	SO	LOB
7 Trea Turner, R (1, 6) OBP: 0.325, SLG: 0.353	F9		20 G4-3 20 S 1B	K	F8			10 2B 14 1B BB		3	0	1	0	0	1	1
2 Brendan Ryan, R (5, PH) OBP: 0.423, SLG: 0.560 (6, 6)										1	1	0	0	1	0	1
20 Daniel Murphy, L (1, 4) OBP: 0.263, SLG: 0.324	F8		G4-3 1-3		G4-1	11 CS 1B		1-3 2B		4	0	1	0	0	0	1
10 Stephen Drew, L (8, 4) OBP: 0.433, SLG: 0.577										1	0	1	0	0	0	0
34 Bryce Harper, L (1, 9) OBP: 0.432, SLG: 0.594	2B		K		11 1B 28 2B 1B	P6		3-H 1B		4	1	2	0	0	1	2
14 Chris Heisey, R (8, 9) OBP: 0.333, SLG: 0.417										1	0	1	1	0	0	0
11 Ryan Zimmerman, R (1, 3) OBP: 0.259, SLG: 0.407	P3		G6-3		28 2B 1-3 6 2B 1B	G4-3 1-2		P6		4	1	1	0	0	0	3
25 Clint Robinson, L (8, 3) OBP: 0.257, SLG: 0.500										1	0	0	0	0	0	2
28 Jayson Werth, R (1, 7) OBP: 0.290, SLG: 0.379		K		6 HBP 3 2B 1B	1-3 6 2B 3-H 2B		3 G6-3 6 BB BB	G3-1		3	2	2	1	1	1	0
49 Nick Masset, R (8, 1)										0	0	0	0	0	0	0
4 Tony Campana, L (8, PH) OBP: 0.357, SLG: 0.481										1	0	0	0	0	0	2
27 Shawn Kelley, R (9, 1)										0	0	0	0	0	0	0
6 Anthony Rendon, R (1, 5) OBP: 0.457, SLG: 0.517		40 1B BB		1-2 3 2B HBP	2-H 3 HR 3-H 2B		3 G6-3 1-2 BB			1	2	1	2	2	0	0
32 Tyler Moore, R (8, 5) OBP: 0.206, SLG: 0.355										0	0	0	0	0	0	0
3 Michael Taylor, R (1, 8) OBP: 0.513, SLG: 0.919		F9		40 F8 1-H 2-H 2B	2-H HR		G6-3 1-2f 2-3			4	1	2	4	0	0	3
21 Matthew den Dekker, L (8, 8) OBP: 0.333, SLG: 0.419										0	0	0	0	0	0	0
40 Wilson Ramos, R (1, 2) OBP: 0.391, SLG: 0.826		1-2 1B		F8 2-3	1B		G4-3			3	0	2	0	0	0	1
23 Jhonatan Solano, R (7, PH) OBP: 0.500, SLG: 0.529 (8, 2)										1	0	0	0	0	0	1
31 Max Scherzer, R (1, 1)		G5-3		K	F9			F7		2	0	0	0	0	1	3
16 Scott Sizemore, R (5, PH) OBP: 0.419, SLG: 0.786										1	0	0	0	0	0	1
53 Rafael Martín, R (6, 1)										0	0	0	0	0	0	0
26 Trevor Gott, R (7, 1)										0	0	0	0	0	0	0
5 Reed Johnson, R (8, 7) OBP: 0.406, SLG: 0.346										1	0	0	0	0	0	0
Inning Stats	R: 0 E: 0 K: 0 S: 4 H: 1 LOB: 1 BB: 0 P: 4	R: 0 E: 0 K: 1 S: 6 H: 1 LOB: 2 BB: 1 P: 10	R: 0 E: 0 K: 1 S: 6 H: 1 LOB: 1 BB: 0 P: 7	R: 2 E: 0 K: 2 S: 9 H: 2 LOB: 1 BB: 0 P: 10	R: 5 E: 0 K: 0 S: 10 H: 6 LOB: 1 BB: 0 P: 10	R: 0 E: 0 K: 0 S: 3 H: 1 LOB: 0 BB: 0 P: 4	R: 0 E: 0 K: 0 S: 2 H: 0 LOB: 1 BB: 2 P: 10	R: 1 E: 0 K: 0 S: 5 H: 2 LOB: 2 BB: 1 P: 9		1B: 8 2B: 5 3B: 0 HR: 1	SF: 0 SAC: 0 DP: 1 HBP: 1						

	AB	36
	R	8
	H	14
	RBI	8
	BB	4
	SO	4
	LOB	21

WP: 0 PB: 0 SB: 1 CS: 1 PA: 41

livebaseballscorecards.com

PITCHER	IP	WLS	BF	H	R	ER	SO	BB	IBB	HBP	BLK	WP	HR	S	P	ERA	WHIP
50 Adam Wainwright, R (1, 1) ERA: 4.8	4.1	L	22	7	4	4	4	1	0	1	0	0	0	28	34	8.31	1.846
43 Seth Maness, R (5, 1) ERA: 9.45	0.2		6	4	3	3	0	0	0	0	0	0	1	7	7	40.50	6.000
60 Dean Kiekhefer, L (6, 1) ERA:	1.0		3	1	0	0	0	0	0	0	0	0	0	3	4	0.00	1.000
64 Sam Tuivailala, R (7, 1) ERA: 1.69	1.0		4	0	0	0	0	2	0	0	0	0	0	2	10	0.00	2.000
26 Seunghwan Oh, R (8, 1) ERA: 2.35	1.0		6	2	1	1	0	1	0	0	0	0	0	5	9	9.00	3.000

PITCHER	IP	WLS	BF	H	R	ER	SO	BB	IBB	HBP	BLK	WP	HR	S	P	ERA	WHIP

Batter	1	2	3	4	5	6	7	8	9	AB	R	H	RBI	BB	SO	LOB
Inning Stats																

TOP

Washington Nationals @ Miami Marlins

Roger Dean Stadium, Jupiter, FL

Fri Mar 25 2016, 7:05 PM EDT

livebaseballscorecards.com

AB	0
R	0
H	0
RBI	0
BB	0
SO	0
LOB	0

1B:	0	SF:	0
2B:	0	SAC:	0
3B:	0	DP:	0
HR:	0	HBP:	0

WP:	0	PA:	0
PB:	0		
SB:	0		
CS:	0		

PITCHER	IP	WLS	BF	H	R	ER	SO	BB	IBB	HBP	BLK	WP	HR	S	P	ERA	WHIP

PITCHER	IP	WLS	BF	H	R	ER	SO	BB	IBB	HBP	BLK	WP	HR	S	P	ERA	WHIP

Batter	1	2	3	4	5	6	7	8	9	AB	R	H	RBI	BB	SO	LOB
Inning Stats										1B: 0 2B: 0 3B: 0 HR: 0		SF: 0 SAC: 0 DP: 0 HBP: 0					

PITCHER	IP	WLS	BF	H	R	ER	SO	BB	IBB	HBP	BLK	WP	HR	S	P	ERA	WHIP

PITCHER	IP	WLS	BF	H	R	ER	SO	BB	IBB	HBP	BLK	WP	HR	S	P	ERA	WHIP

BOTTOM

Washington Nationals @ Miami Marlins

Roger Dean Stadium, Jupiter, FL

Fri Mar 25 2016, 7:05 PM EDT

livebaseballscorecards.com

AB	**0**
R	**0**
H	**0**
RBI	**0**
BB	**0**
SO	**0**
LOB	**0**

MIAMI

WP: 0 PA: 0
PB: 0
SB: 0
CS: 0

Batter	1	2	3	4	5	6	7	8	9	AB	R	H	RBI	BB	SO	LOB
10 Stephen Drew, L (1, 4) OBP: 0.382, SLG: 0.500	S S C 0-3 ① K		S S S 0-3 ② K	S S S 0-3 ③ K		X 0-0 E6 21 E 3 1B 2-3		X 0-0 3B		4	0	0	0	0	3	3
7 Trea Turner, R (6, PR) OBP: 0.341, SLG: 0.429										1	1	1	0	0	0	0
(6, 4)																
21 Matthew den Dekker, L (1, 8) OBP: 0.350, SLG: 0.429	X 0-0 3 2B 11 G4-3 1B		S S C 0-3 ③ K		X 0-0 3 E 1B	X 0-0 E5 3 1B 1-3 3-H		S S S 0-3 ③ K		4	2	2	0	0	1	1
Brian Goodwin, L (7, 8) OBP: 0.375, SLG: 0.250										1	0	0	0	0	1	1
3 Michael Taylor, R (1, 9) OBP: 0.535, SLG: 0.925	X 0-0 11 G4-3 1-3 2B			B B B B 4-0 11 HR BB	X 0-0 E5 1-2	X 0-0 11 FC6-4 2-H 3-H 1B			S S C 0-3 ① K	3	0	2	2	1	0	1
91 Drew Vettleson, L (7, 9)										1	0	0	0	0	1	0
11 Ryan Zimmerman, R (1, 3) OBP: 0.258, SLG: 0.484	X 0-0 ② G4-3 2-3 3-H			1 SAFE S B B B S X 3-2 ① HR 1-2	S S S 0-3 ① K	X 0-0 ③ FC6-4 1-2f			X 0-0 E6 60 G4-6-3	4	1	1	2	0	1	4
94 José Marmolejos, L (7, 3)										1	0	0	0	0	0	0
40 Wilson Ramos, R (1, 2) OBP: 0.370, SLG: 0.741	X 0-0 ③ G3			X 0-0 14 2B 8 E 1B	X 0-0 ② F8		X 0-0 ① F9		X 0-0 ② ③ G4-6-3 1-2f	4	1	1	0	0	0	3
60 Brian Jeroloman, L (9, PH)										1	0	0	0	0	0	1
(9, 2)																
14 Chris Heisey, R (1, 7) OBP: 0.333, SLG: 0.436		S S S 0-3 ① K		X 0-0 8 E 1-3 2B	X 0-0 ③ G5-3		S S S 0-3 ② K2-3			3	1	1	0	0	1	2
5 Reed Johnson, R (6, 7) OBP: 0.394, SLG: 0.333										1	0	0	0	0	1	0
8 Danny Espinosa, S (1, 6) OBP: 0.200, SLG: 0.222	S S S 0-3 ② K		X 0-0 E4 16 1B 57 FC5 2-H 3-H		B B B B 4-0 10 E 57 SH2-4 21 E BB	X 0-0 ③ P3				2	1	0	1	1	1	0
2 Brendan Ryan, R (7, PH) OBP: 0.407, SLG: 0.538										1	0	0	0	0	0	0
(7, 6)																
16 Scott Sizemore, R (1, 5) OBP: 0.412, SLG: 0.742	X 0-0 ③ F8		X 0-0 57 FC5 1-3 1B		X 0-0 ① P2		X 0-0 G4-3			3	0	1	0	0	0	1
Christopher Bostick, R (7, 5) OBP: 0.438, SLG: 0.462										1	0	0	0	0	0	0
57 Tanner Roark, R (1, 1)			X 0-0 ① G3	X 0-0 ② FC5 1-2 3-3		X 0-0 ② SH2-4 1-2		S S S 0-3 ② K		2	0	0	0	0	0	2
73 Felipe Vázquez, L (6, 1)										0	0	0	0	0	0	0
17 Sean Burnett, L (7, 1)										0	0	0	0	0	0	0
74 Raudy Read, R (8, PH)										1	0	0	0	0	1	0
18 Matt Belisle, R (8, 1)										0	0	0	0	0	0	0
50 Aaron Laffey, L (9, 1)										0	0	0	0	0	0	0
Inning Stats	R: 1 H: 2 E: 0 LOB: 1 K: 1 BB: 0 S: 7 P: 7	R: 0 H: 0 E: 0 LOB: 0 K: 2 BB: 0 S: 7 P: 7	R: 0 H: 0 E: 0 LOB: 0 K: 2 BB: 0 S: 7 P: 7	R: 3 H: 4 E: 1 LOB: 2 K: 1 BB: 1 S: 11 P: 18	R: 0 H: 1 E: 1 LOB: 2 K: 1 BB: 0 S: 7 P: 7	R: 3 H: 1 E: 2 LOB: 1 K: 0 BB: 1 S: 6 P: 10	R: 0 H: 0 E: 0 LOB: 0 K: 1 BB: 0 S: 5 P: 5	R: 0 H: 1 E: 0 LOB: 1 K: 2 BB: 0 S: 8 P: 8	R: 0 H: 0 E: 1 LOB: 0 K: 1 BB: 0 S: 5 P: 5	1B: 5 SF: 0 2B: 2 SAC: 1 3B: 1 DP: 1 HR: 1 HBP: 0						

TOP

Washington Nationals @ St. Louis Cardinals

Roger Dean Stadium, Jupiter, FL

Sat Mar 26 2016, 1:10 PM - 3:48 PM EDT

Att. 7,414 - Partly Cloudy - 83 F

livebaseballscorecards.com

AB	38
R	7
H	9
RBI	5
BB	2
SO	11
LOB	19

WP: 0 PA: 41
PB: 0
SB: 0
CS: 0

PITCHER		IP	WLS	BF	H	R	ER	SO	BB	IBB	HBP	BLK	WP	HR	S	P	ERA	WHIP
8 Mike Leake, R ERA: 2.81	(1, 1)	5.0	L	24	7	4	4	7	1	0	0	0	0	1	39	46	7.20	1.600
67 Matt Bowman, R ERA: 7.88	(6, 1)	1.0		7	1	3	0	0	1	0	0	0	0	0	6	10	0.00	2.000
66 Tim Cooney, L ERA:	(7, 1)	1.0		3	0	0	0	1	0	0	0	0	0	0	5	5	0.00	0.000
46 Kevin Siegrist, L ERA: 2.57	(8, 1)	1.0		4	1	0	0	2	0	0	0	0	0	0	8	8	0.00	1.000
30 Jonathan Broxton, R ERA: 2.0	(9, 1)	1.0		3	0	0	0	1	0	0	0	0	0	0	5	5	0.00	0.000

PITCHER	IP	WLS	BF	H	R	ER	SO	BB	IBB	HBP	BLK	WP	HR	S	P	ERA	WHIP

BOTTOM

Batter	1	2	3	4	5	6	7	8	9	AB	R	H	RBI	BB	SO	LOB
13 Matt Carpenter, L (1, 5) OBP: 0.250, SLG: 0.400	G3	K		1-3 1B			35 G6-4-3 1B		1-2 2-3 BB	3	0	1	0	0	1	2
92 Luke Voit, R (7, 3) OBP: 1.000, SLG: 1.500										1	0	1	0	1	0	0
16 Kolten Wong, L (1, 4) OBP: 0.333, SLG: 0.400	7 E 2B		15 FC5 7 1B 1B	G3			1-2f G6-4-3		F8	2	0	2	0	0	0	0
35 Greg Garcia, L (4, PH) (5, 4) (7, 6) OBP: 0.340, SLG: 0.262										3	0	0	0	0	0	6
7 Matt Holliday, R (1, 3) OBP: 0.281, SLG: 0.310	2 SAFE H		15 FC5 1-2 1B		L5			K		2	0	1	0	0	0	0
91 Jeremy Hazelbaker, L (7, 7) (9, 8) OBP: 0.366, SLG: 0.486	2-3 HBP									1	0	0	0	0	1	0
15 Randal Grichuk, R (1, 8) OBP: 0.381, SLG: 0.615	K		FC5 1-2 2-3f		K2-3			L1		3	0	0	0	0	2	4
59 Eric Fryer, R (7, 2) OBP: 0.320, SLG: 0.150										1	0	0	0	0	0	0
37 Brandon Moss, L (1, 7) OBP: 0.302, SLG: 0.439	G1		K		G5-3			F9		3	0	0	0	0	1	4
38 Carlos Peguero, L (7, 9) OBP: 0.393, SLG: 0.680										1	0	0	0	0	0	0
4 Yadier Molina, R (1, 2) OBP: 0.190, SLG: 0.150		G6-3	P4			G5-3			G6-3	3	0	0	0	0	0	2
90 Andrew Sohn, R (7, 5)										1	0	0	0	0	0	0
28 Tommy Pham, R (1, 9) OBP: 0.375, SLG: 0.400		G6-3		F9		F8			92 BB 87 BB BB	3	0	0	0	0	0	0
(7, 8) 98 Blake Drake, R (9, 7)										0	0	0	0	1	0	0
19 Rubén Tejada, R (1, 6) OBP: 0.333, SLG: 0.531						K			F7	3	0	1	0	0	1	0
66 Tim Cooney, L (7, 1)		8 1B 1B		L6						0	0	0	0	0	0	0
46 Kevin Siegrist, L (8, 1)										0	0	0	0	0	0	0
30 Jonathan Broxton, R (9, 1)										0	0	0	0	0	0	0
84 Mike Ohlman, R (9, PH) OBP: 0.429, SLG: 0.417										1	0	0	0	0	0	1
8 Mike Leake, R (1, 1) OBP: 0.667, SLG: 0.500		1-2 1B		13 1B BB		P6			92 BB 1-2 BB	1	0	1	0	1	0	0
67 Matt Bowman, R (6, 1)										0	0	0	0	0	0	0
87 Jacob Wilson, R (7, 4) OBP: 0.273, SLG: 0.310										1	0	0	0	1	0	0
Inning Stats	R: 0 E: 1 K: 1 S: 6 H: 1 LOB: 2 BB: 0 P: 7	R: 0 E: 0 K: 1 S: 9 H: 2 LOB: 2 BB: 0 P: 9	R: 0 E: 0 K: 1 S: 7 H: 2 LOB: 2 BB: 0 P: 7	R: 0 E: 0 K: 0 S: 4 H: 1 LOB: 2 BB: 1 P: 8	R: 0 E: 0 K: 1 S: 5 H: 0 LOB: 0 BB: 0 P: 5	R: 0 E: 0 K: 1 S: 5 H: 0 LOB: 0 BB: 0 P: 5	R: 0 E: 0 K: 0 S: 3 H: 1 LOB: 0 BB: 0 P: 3	R: 0 E: 0 K: 1 S: 5 H: 0 LOB: 0 BB: 0 P: 5	R: 0 E: 0 K: 0 S: 5 H: 0 LOB: 3 BB: 3 P: 18	1B: 6 2B: 1 3B: 0 HR: 0	SF: 0 SAC: 0 DP: 1 HBP: 1						

PITCHER	IP	WLS	BF	H	R	ER	SO	BB	IBB	HBP	BLK	WP	HR	S	P	ERA	WHIP
57 Tanner Roark, R (1, 1) ERA: 0.64	5.0	W	23	6	0	0	4	1	0	1	0	0	0	31	36	0.00	1.400
73 Felipe Vázquez, L (6, 1) ERA: 4.32	1.0		3	0	0	0	1	0	0	0	0	0	0	5	5	0.00	0.000
17 Sean Burnett, L (7, 1) ERA:	1.0		3	1	0	0	0	0	0	0	0	0	0	3	3	0.00	1.000
18 Matt Belisle, R (8, 1) ERA: 5.06	1.0		3	0	0	0	1	0	0	0	0	0	0	5	5	0.00	0.000
50 Aaron Laffey, L (9, 1) ERA: 2.57	1.0		6	0	0	0	0	3	0	0	0	0	0	5	18	0.00	3.000

PITCHER	IP	WLS	BF	H	R	ER	SO	BB	IBB	HBP	BLK	WP	HR	S	P	ERA	WHIP

Washington Nationals @ St. Louis Cardinals
Roger Dean Stadium, Jupiter, FL
Sat Mar 26 2016, 1:10 PM - 3:48 PM EDT
Att. 7,414 - Partly Cloudy - 83 F

livebaseballscorecards.com

AB	33
R	0
H	7
RBI	0
BB	4
SO	6
LOB	19

1B: 6	SF: 0	WP: 0	PA: 38
2B: 1	SAC: 0	PB: 0	
3B: 0	DP: 1	SB: 0	
HR: 0	HBP: 1	CS: 0	

Batter	1	2	3	4	5	6	7	8	9	AB	R	H	RBI	BB	SO	LOB
64 Emilio Bonifácio, S (1, 8) OBP: 0.320, SLG: 0.426	C C C 0-3 ① K		x 0-0 ③ G6-3		x 0-0 7 FC6 1-2 1B		S S S 0-3 ② K			4	0	1	0	0	2	2
7 Gordon Beckham, R (1, 5) (6, 4) OBP: 0.436, SLG: 0.484	B B B S S X 3-2 HR			x 0-0 23 G5-4-3 18 1B 1B	x 0-0 ③ FC6 1-2f		x 0-0 ③ G4-3			4	1	2	1	0	0	4
18 Jeff Francoeur, R (1, 9) OBP: 0.392, SLG: 0.435 97 David Rohm, R (8, PR) (8, 9)	x 0-0 ② G6-3			x 0-0 23 G5-4-3 1-2 1B		x 0-0 1B		x 0-0 25 G4-6-3 1B		4	0	3	0	0	0	0
										0	0	0	0	0	0	0
23 Nick Swisher, S (1, 3) OBP: 0.360, SLG: 0.310 89 Jacob Schrader, R (8, 3) OBP: 0.250, SLG: 0.500	x 0-0 ③ G4-3			x 0-0 ① ② G5-4-3 1-2f 2-3		x 0-0 ① F9		S S S 0-3 ① K		4	0	0	0	0	1	4
										0	0	0	0	0	0	0
25 Tyler Flowers, R (1, 2) OBP: 0.222, SLG: 0.273 77 Kyle Kinman, L (8, 1)		x 0-0 ① G3-1		S S S 0-3 ③ K		x 0-0 ② F9		x 0-0 ② ③ G4-6-3 1-2f		4	0	0	0	0	1	3
										0	0	0	0	0	0	0
24 Kelly Johnson, L (1, 4) OBP: 0.390, SLG: 0.313 54 Alex Torres, L (6, 1) 58 Dan Winkler, R (6, 1) 88 Blake Lalli, L (8, 2) OBP: 0.318, SLG: 0.318		x 0-0 ② G3			x 0-0 ① G2-3	x 0-0 ③ P6			x 0-0 ① G5-3	3	0	0	0	0	0	1
										0	0	0	0	0	0	0
										0	0	0	0	0	0	0
										1	0	0	0	0	0	0
91 Johan Camargo, S (1, 6) OBP: 0.333, SLG: 0.444		x 0-0 ③ L4			x 0-0 43 1B 2B		x 0-0 2 FC6-4 1B		x 0-0 ② F7	4	1	2	0	0	0	0
2 Michael Bourn, L (1, 7) OBP: 0.319, SLG: 0.364 98 Matt Lipka, R (8, 7)			S S S 0-3 ① K		C C C 0-3 ② K		x 0-0 ① FC6-4 93 2B 1-2f		x 0-0 ③ G2-3	3	0	0	0	0	2	2
										1	0	0	0	0	0	0
43 Jhoulys Chacín, R (1, 1) OBP: 0.500, SLG: 0.333 93 Brandon Snyder, R (6, 5) OBP: 0.333, SLG: 0.667			x 0-0 ② P6		x 0-0 64 1B 2-H 1B		x 0-0 1-3 2B			2	0	1	1	0	0	0
										1	0	1	0	0	0	0
Inning Stats	R: 1 H: 1 E: 0 LOB: 0 K: 1 BB: 0 S: 8 P: 11	R: 0 H: 0 E: 0 LOB: 0 K: 0 BB: 0 S: 3 P: 3	R: 0 H: 0 E: 0 LOB: 0 K: 1 BB: 0 S: 5 P: 5	R: 0 H: 2 E: 0 LOB: 1 K: 1 BB: 0 S: 6 P: 6	R: 1 H: 3 E: 0 LOB: 2 K: 1 BB: 0 S: 8 P: 8	R: 0 H: 1 E: 0 LOB: 1 K: 0 BB: 0 S: 4 P: 4	R: 0 H: 2 E: 0 LOB: 2 K: 1 BB: 0 S: 7 P: 7	R: 0 H: 1 E: 0 LOB: 1 K: 1 BB: 0 S: 5 P: 5	R: 0 H: 0 E: 0 LOB: 0 K: 0 BB: 0 S: 3 P: 3	1B: 7 SF: 0 2B: 2 SAC: 0 3B: 0 DP: 2 HR: 1 HBP: 0						

PITCHER		IP	WLS	BF	H	R	ER	SO	BB	IBB	HBP	BLK	WP	HR	S	P	ERA	WHIP
47 Gio González, L ERA: 2.84	(1, 1)	6.0	W	24	7	2	2	4	0	0	0	0	0	1	34	37	3.00	1.167
17 Sean Burnett, L ERA:	(7, 1)	1.0		5	2	0	0	1	0	0	0	0	0	0	7	7	0.00	2.000
18 Matt Belisle, R ERA: 4.26	(8, 1)	1.0		3	1	0	0	1	0	0	0	0	0	0	5	5	0.00	1.000
58 Jonathan Papelbon, R ERA: 4.76	(9, 1)	1.0		3	0	0	0	0	0	0	0	0	0	0	3	3	0.00	0.000

PITCHER	IP	WLS	BF	H	R	ER	SO	BB	IBB	HBP	BLK	WP	HR	S	P	ERA	WHIP

TOP

Atlanta Braves @ Washington Nationals

Space Coast Stadium, Viera, FL

Sun Mar 27 2016, 1:08 PM - 3:54 PM EDT

Att. 5,440 - Partly Cloudy - 82 F

livebaseballscorecards.com

AB	35
R	2
H	10
RBI	2
BB	0
SO	6
LOB	16

PA: 35

WP: 0
PB: 0
SB: 0
CS: 0

BOTTOM

Atlanta Braves @ Washington Nationals

Space Coast Stadium, Viera, FL

Sun Mar 27 2016, 1:08 PM - 3:54 PM EDT

Att. 5,440 - Partly Cloudy - 82 F

livebaseballscorecards.com

Batter	1	2	3	4	5	6	7	8	9	AB	R	H	RBI	BB	SO	LOB
9 Ben Revere, L (1, 8) OBP: 0.389, SLG: 0.528	F8	2-3 1B		F7		1-2 34 G3-1 11 1B 1B		P5		4	1	2	0	0	0	0
90 Rafael Bautista, R (7, 8)										1	0	0	0	0	0	0
20 Daniel Murphy, L (1, 4) OBP: 0.279, SLG: 0.357	34 1B 2B	F9		1B		F9		G3		5	1	2	0	0	0	4
34 Bryce Harper, L (1, 9) OBP: 0.429, SLG: 0.556	2-H 11 1B 1B		B B B B 28 1B 11 1B 2 PB BB	L7		G3-1 1-2 2-3		G4-3		4	2	1	1	1	0	3
11 Ryan Zimmerman, R (1, 3) OBP: 0.314, SLG: 0.514	2-H 1B		1-2 2 PB 28 1B 2 1B 1B	P3		2-H 3-H 28 FC6-4 1B				4	1	3	3	0	0	1
63 Matt Skole, L (8, 3) OBP: 0.409, SLG: 0.400										0	0	0	0	0	0	0
28 Jayson Werth, R (1, 7) OBP: 0.314, SLG: 0.394	S S S K		1-2 2-3 2 PB 2 1B 1B		10 E 1B	1-2f FC6-4				4	1	2	0	0	1	2
18 Matt Belisle, R (8, 1)										0	0	0	0	0	0	0
58 Jonathan Papelbon, R (9, 1)										0	0	0	0	0	0	0
40 Wilson Ramos, R (1, 2) OBP: 0.333, SLG: 0.667	G5-3		1-1 L1		F9		G5-3			3	0	0	0	0	0	5
23 Jhonatan Solano, R (7, 2) OBP: 0.476, SLG: 0.500										1	0	0	0	0	0	0
10 Stephen Drew, L (1, 5) OBP: 0.351, SLG: 0.455		C C C K S S S K			1-3 E6 2 G5-4-3		1B			3	0	0	0	0	2	4
Christopher Bostick, R (7, 5) OBP: 0.471, SLG: 0.500										1	0	1	0	0	0	0
(8, 7)																
2 Brendan Ryan, R (1, 6) OBP: 0.400, SLG: 0.517		G6-3	B X 1-H 2-H 3-H 1-0 1B		1-2f G5-4-3		F9			3	0	1	2	0	0	2
16 Scott Sizemore, R (7, 6) OBP: 0.400, SLG: 0.719										1	0	0	0	0	0	1
(8, 5)																
47 Gio González, R (1, 1) OBP: 0.500, SLG: 1.000		9 1B 2B		L4		B B B B 34 G3-1 9 1B 11 1B BB	S S S K			2	0	1	0	0	0	1
94 Caleb Ramsey, L (6, PH)										0	1	0	0	1	0	0
17 Sean Burnett, L (7, 1)										0	0	0	0	0	0	0
91 Adrián Sanchez, R (7, PH)										1	0	0	0	0	1	1
(8, 6)																
Inning Stats	R: 2 E: 0 K: 1 S: 8 H: 3 LOB: 1 BB: 0 P: 8	R: 0 E: 0 K: 1 S: 7 H: 2 LOB: 2 BB: 0 P: 7	R: 3 E: 1 K: 1 S: 8 H: 3 LOB: 1 BB: 1 P: 13	R: 0 E: 0 K: 0 S: 4 H: 1 LOB: 1 BB: 0 P: 4	R: 0 E: 1 K: 0 S: 4 H: 1 LOB: 1 BB: 0 P: 4	R: 2 E: 0 K: 0 S: 5 H: 2 LOB: 1 BB: 1 P: 9	R: 0 E: 0 K: 1 S: 6 H: 1 LOB: 1 BB: 0 P: 6	R: 0 E: 0 K: 0 S: 3 H: 0 LOB: 0 BB: 0 P: 3		1B: 11 2B: 2 3B: 0 HR: 0 SF: 0 SAC: 0 DP: 1 HBP: 0						

	AB	37
	R	7
	H	13
	RBI	6
	BB	2
	SO	4
	LOB	24

WP: 0 PB: 1 SB: 0 CS: 0 PA: 39

PITCHER		IP	WLS	BF	H	R	ER	SO	BB	IBB	HBP	BLK	WP	HR	S	P	ERA	WHIP
43 Jhoulys Chacín, R ERA: 3.31	(1, 1)	5.0	L	26	10	5	2	3	1	0	0	0	0	0	31	36	3.60	2.200
54 Alex Torres, L ERA: 4.5	(6, 1)	0.2		4	1	2	2	0	1	0	0	0	0	0	3	7	27.00	3.000
58 Dan Winkler, R ERA: 3.0	(6, 1)	1.1		6	2	0	0	1	0	0	0	0	0	0	8	8	0.00	1.500
77 Kyle Kinman, L ERA:	(8, 1)	1.0		3	0	0	0	0	0	0	0	0	0	0	3	3	0.00	0.000

PITCHER		IP	WLS	BF	H	R	ER	SO	BB	IBB	HBP	BLK	WP	HR	S	P	ERA	WHIP

Batter	1	2	3	4	5	6	7	8	9	AB	R	H	RBI	BB	SO	LOB
3 Michael Taylor, R (1, 8) OBP: 0.500, SLG: 0.841	S S T 0-2 ① K		S S S 0-3 ③ K			B B B B 4-0 8 L9-3 BB		X 0-0 ① F7	C C C 0-3 ③ K	4	0	0	0	1	3	1
8 Danny Espinosa, S (1, 6) OBP: 0.235, SLG: 0.233	B B B B 4-0 BB			X 0-0 ① F9		X 0-0 ① ② L9-3 1-2		X 0-0 6 2B 14 FC5-4 1B		3	1	1	0	1	0	1
6 Anthony Rendon, R (1, 5) OBP: 0.462, SLG: 0.531	X 0-0 ② F9			X 0-0 ② G4-3		B B B B 4-0 BB		X 0-0 14 FC5-4 1-3 21 E 2B		3	1	1	0	1	0	1
25 Clint Robinson, L (1, 3) OBP: 0.282, SLG: 0.571	C C C 0-3 ③ K			B B B S S X 3-2 HR		X 0-0 ③ F8		B B B 4-0 14 FC5-4 BB		3	1	1	1	1	1	2
5 Reed Johnson, R (1, 9) OBP: 0.371, SLG: 0.310 14 Chris Heisey, R (6, 9) OBP: 0.340, SLG: 0.463		X 0-0 ① G4-3		C C C 0-3 ③ K			X 0-0 21 1B 2B	X 0-0 ② FC5-4 21 E 1-2f 2-3 3-H		2 2	0 1	0 1	0 1	0 0	1 0	0 2
4 Tony Campana, L (1, 7) OBP: 0.333, SLG: 0.448 21 Matthew den Dekker, L (6, 7) OBP: 0.357, SLG: 0.432		X 0-0 ② G4-3			X 0-0 ① G6-3		X 0-0 59 G4-3 2-H 1B	1 SAFE X 0-0 ③ G3 1-3 3-H		2 2	0 0	0 1	0 1	0 0	0 0	0 1
7 Trea Turner, R (1, 4) OBP: 0.349, SLG: 0.417 Wilmer Difo, S (6, 4) OBP: 0.308, SLG: 0.583		X 0-0 ③ G5-3			B B B B 4-0 59 G4-3 59 PB BB		X 0-0 ① F8		X 0-0 ① F8	1 2	0 0	0 0	0 0	1 0	0 0	0 1
59 Jose Lobaton, S (1, 2) OBP: 0.346, SLG: 0.318 74 Raudy Read, R (8, 2)			X 0-0 ① G1		B X 1-0 ② G4-3 1-3		X 0-0 ② G4-3 1-2		X 0-0 ② L6	3 1	0 0	0 0	0 0	0 0	0 0	2 0
52 Yusmeiro Petit, R (1, 1) 53 Rafael Martin, R (6, 1) 46 Oliver Pérez, L (8, 1) 93 Andrew Stevenson, L (7, PH) 27 Shawn Kelley, R (1, 1) 93 Bryan Harper, L (8, 1) 93 Shawn Pfeffner, L (9, PH) 91 Osvaldo Abreu, R (9, PR) OBP: 0.500, SLG: 0.500 95 Ryan Brinley, L (8, 1)			C C C 0-3 ② K		X 0-0 ③ G3		X 0-0 ③ L8		X 0-0 1B	2 0 0 1 0 0 1 0 0	0 0 0 0 0 0 0 1 0	0 0 0 0 0 0 0 1 0	0 0 0 0 0 0 0 1 0	1 0 0 0 0 0 0 0 0	0 0 0 0 0 0 0 0 0	1 0 0 1 0 0 0 0 0
Inning Stats	R: 0 E: 0 K: 2 S: 7 H: 0 LOB: 1 BB: 1 P: 11	R: 0 E: 0 K: 0 S: 3 H: 0 LOB: 0 BB: 0 P: 3	R: 0 E: 0 K: 2 S: 7 H: 0 LOB: 0 BB: 0 P: 7	R: 1 E: 0 K: 1 S: 8 H: 1 LOB: 0 BB: 0 P: 11	R: 0 E: 0 K: 0 S: 3 H: 0 LOB: 1 BB: 1 P: 8	R: 0 E: 0 K: 0 S: 2 H: 0 LOB: 1 BB: 2 P: 10	R: 1 E: 0 K: 0 S: 5 H: 2 LOB: 1 BB: 0 P: 5	R: 2 E: 1 K: 0 S: 5 H: 2 LOB: 1 BB: 1 P: 9	R: 0 E: 0 K: 1 S: 6 H: 1 LOB: 1 BB: 0 P: 6	1B: 3 2B: 3 3B: 0 HR: 1 SF: 0 SAC: 0 DP: 1 HBP: 0						

TOP

Washington Nationals @ New York Mets

Tradition Field, Port St. Lucie, FL

Sun Mar 27 2016, 1:13 PM - 3:59 PM EDT

Att. 6,273 - Overcast - 89 F

livebaseballscorecards.com

AB	32
R	4
H	6
RBI	3
BB	5
SO	6
LOB	13

PITCHER		IP	WLS	BF	H	R	ER	SO	BB	IBB	HBP	BLK	WP	HR	S	P	ERA	WHIP
32 Steven Matz, L ERA: 6.27	(1, 1)	5.2		21	1	1	1	5	4	0	0	0	0	1	29	49	1.59	0.882
59 Antonio Bastardo, L ERA: 6.75	(6, 1)	0.1	H	1	0	0	0	0	0	0	0	0	0	0	1	1	0.00	0.000
35 Logan Verrett, R ERA: 1.64	(7, 1)	1.0	H	5	2	1	1	0	0	0	0	0	0	0	5	5	9.00	2.000
51 Jim Henderson, R ERA: 2.08	(8, 1)	0.1	H	3	2	2	1	0	0	0	0	0	0	0	3	3	27.00	6.000
39 Jerry Blevins, L ERA: 4.5	(8, 1)	0.2	B	3	0	0	0	0	1	0	0	0	0	0	2	6	0.00	1.500
27 Jeurys Familia, R ERA: 3.24	(9, 1)	1.0		4	1	0	0	1	0	0	0	0	0	0	6	6	0.00	1.000

WP: 0	PB: 1	SB: 0	CS: 0
PA: 37			

Batter	1	2	3	4	5	6	7	8	9	AB	R	H	RBI	BB	SO	LOB
3 Curtis Granderson, L (1, 9) OBP: 0.333, SLG: 0.447	F8	G6-3			5 1B 2B	K			P6	4	1	1	0	0	1	3
16 Alejandro De Aza, L (8, 9) OBP: 0.479, SLG: 0.475										1	0	0	0	0	0	0
5 David Wright, R (1, 5) OBP: 0.368, SLG: 0.471	HR		F8		2-H 1B		K		1B	4	1	2	2	0	1	0
29 Eric Campbell, R (8, 5) OBP: 0.462, SLG: 0.350										1	0	1	0	0	0	0
52 Yoenis Cespedes, R (1, 8) OBP: 0.410, SLG: 0.417	F8		BB		P4		F7		P6	3	0	0	0	1	0	1
12 Juan Lagares, R (8, 8) OBP: 0.386, SLG: 0.436										1	0	0	0	0	0	1
21 Lucas Duda, L (1, 3) OBP: 0.289, SLG: 0.294	F8		G4-3		K		F8			3	0	0	0	0	1	2
35 Logan Verrett, R (7, 1)			1-2							1	0	0	0	0	0	0
51 Jim Henderson, L (8, 1)										0	0	0	0	0	0	0
39 Jerry Blevins, L (8, 1)										0	0	0	0	0	0	0
27 Jeurys Familia, R (9, 1)										0	0	0	0	0	0	0
20 Neil Walker, S (1, 4) OBP: 0.268, SLG: 0.368		30 HR 3B		89 1B 1B	F9			K		3	1	2	0	0	0	1
4 Wilmer Flores, R (8, 4) OBP: 0.411, SLG: 0.404										1	0	0	0	0	1	0
30 Michael Conforto, L (1, 7) OBP: 0.273, SLG: 0.400		3-H HR		K		K2-3		P5		4	1	1	2	0	2	1
87 John Mora, L (9, 7) OBP: 0.667, SLG: 0.600										0	0	0	0	0	0	0
89 Amed Rosario, R (1, 6) OBP: 0.429, SLG: 0.429		F7		1-2 1B		P3		1B		4	0	2	0	0	0	0
19 Johnny Monell, L (1, 2) OBP: 0.421, SLG: 0.424		K		F7		2B		F9		3	0	1	0	0	1	2
26 Kevin Plawecki, R (7, 2) OBP: 0.326, SLG: 0.405										1	0	0	0	0	0	1
32 Steven Matz, R (1, 1) OBP: 0.333, SLG: 0.333										2	0	1	0	0	0	2
59 Antonio Bastardo, R (6, 1)										0	0	0	0	0	0	0
7 Travis d'Arnaud, R (6, PH) OBP: 0.293, SLG: 0.257										0	0	0	0	1	0	0
(7, 3)																
74 Dominic Smith, L (8, 3) OBP: 0.226, SLG: 0.207		1B		G4-3		BB			G4-3	1	0	0	0	0	0	0
Inning Stats	R: 1 H: 1 E: 0 LOB: 0 K: 0 BB: 0 S: 5 P: 6	R: 2 H: 3 E: 0 LOB: 1 K: 1 BB: 0 S: 10 P: 11	R: 0 H: 0 E: 0 LOB: 0 K: 0 BB: 1 S: 2 P: 6	R: 0 H: 2 E: 0 LOB: 2 K: 1 BB: 0 S: 7 P: 7	R: 1 H: 2 E: 0 LOB: 1 K: 1 BB: 0 S: 7 P: 7	R: 0 H: 1 E: 0 LOB: 2 K: 2 BB: 1 S: 8 P: 12	R: 0 H: 0 E: 0 LOB: 0 K: 1 BB: 0 S: 5 P: 5	R: 0 H: 1 E: 0 LOB: 1 K: 1 BB: 0 S: 6 P: 6	R: 0 H: 1 E: 0 LOB: 1 K: 0 BB: 0 S: 4 P: 4	1B: 6 2B: 2 3B: 1 HR: 2	SF: 0 SAC: 0 DP: 0 HBP: 0					

PITCHER		IP	WLS	BF	H	R	ER	SO	BB	IBB	HBP	BLK	WP	HR	S	P	ERA	WHIP
52 Yusmeiro Petit, R ERA: 4.97	(1, 1)	4.1		21	8	4	4	2	1	0	0	0	0	2	27	33	8.31	2.077
53 Rafael Martín, R ERA: 1.69	(5, 1)	0.2		2	0	0	0	1	0	0	0	0	0	0	4	4	0.00	0.000
46 Oliver Pérez, L ERA:	(6, 1)	1.0		5	1	0	0	2	1	0	0	0	0	0	8	12	0.00	2.000
27 Shawn Kelley, R ERA: 4.26	(7, 1)	1.0		3	0	0	0	1	0	0	0	0	0	0	5	5	0.00	0.000
93 Bryan Harper, L ERA:	(8, 1)	1.0		4	1	0	0	1	0	0	0	0	0	0	6	6	0.00	1.000

PITCHER		IP	WLS	BF	H	R	ER	SO	BB	IBB	HBP	BLK	WP	HR	S	P	ERA	WHIP
95 Ryan Brinley, R ERA:	(9, 1)	1.0		4	1	0	0	0	0	0	0	0	0	0	4	4	0.00	1.000

BOTTOM

Washington Nationals @ New York Mets

Tradition Field, Port St. Lucie, FL

Sun Mar 27 2016, 1:13 PM - 3:59 PM EDT

Att. 6,273 - Overcast - 89 F

livebaseballscorecards.com

AB	37
R	4
H	11
RBI	4
BB	2
SO	7
LOB	14

WP: 0 PA: 39
PB: 0
SB: 0
CS: 1

Batter	1	2	3	4	5	6	7	8	9	AB	R	H	RBI	BB	SO	LOB
Inning Stats										1B: 0 2B: 0 3B: 0 HR: 0		SF: 0 SAC: 0 DP: 0 HBP: 0			WP: 0 PB: 0 SB: 0 CS: 0		PA: 0

TOP

Miami Marlins @ Washington Nationals

Space Coast Stadium, Viera, FL

Mon Mar 28 2016, 1:05 PM EDT

livebaseballscorecards.com

AB	0
R	0
H	0
RBI	0
BB	0
SO	0
LOB	0

MIAMI

PITCHER	IP	WLS	BF	H	R	ER	SO	BB	IBB	HBP	BLK	WP	HR	S	P	ERA	WHIP

PITCHER	IP	WLS	BF	H	R	ER	SO	BB	IBB	HBP	BLK	WP	HR	S	P	ERA	WHIP

Batter	1	2	3	4	5	6	7	8	9	AB	R	H	RBI	BB	SO	LOB
Inning Stats																

BOTTOM

Miami Marlins @ Washington Nationals

Space Coast Stadium, Viera, FL

Mon Mar 28 2016, 1:05 PM EDT

livebaseballscorecards.com

AB	**0**
R	**0**
H	**0**
RBI	**0**
BB	**0**
SO	**0**
LOB	**0**

1B: 0 SF: 0
2B: 0 SAC: 0
3B: 0 DP: 0
HR: 0 HBP: 0

WP: 0 PA: 0
PB: 0
SB: 0
CS: 0

PITCHER	IP	WLS	BF	H	R	ER	SO	BB	IBB	HBP	BLK	WP	HR	S	P	ERA	WHIP

PITCHER	IP	WLS	BF	H	R	ER	SO	BB	IBB	HBP	BLK	WP	HR	S	P	ERA	WHIP

Batter	1	2	3	4	5	6	7	8	9	AB	R	H	RBI	BB	SO	LOB
Inning Stats																

TOP

Washington Nationals @ St. Louis Cardinals
Roger Dean Stadium, Jupiter, FL
Tue Mar 29 2016, 1:05 PM EDT

livebaseballscorecards.com

AB	**0**
R	**0**
H	**0**
RBI	**0**
BB	**0**
SO	**0**
LOB	**0**

1B: 0	SF: 0	WP: 0	PA: 0
2B: 0	SAC: 0	PB: 0	
3B: 0	DP: 0	SB: 0	
HR: 0	HBP: 0	CS: 0	

PITCHER	IP	WLS	BF	H	R	ER	SO	BB	IBB	HBP	BLK	WP	HR	S	P	ERA	WHIP

PITCHER	IP	WLS	BF	H	R	ER	SO	BB	IBB	HBP	BLK	WP	HR	S	P	ERA	WHIP

Batter	1	2	3	4	5	6	7	8	9	AB	R	H	RBI	BB	SO	LOB
Inning Stats										1B: 0 2B: 0 3B: 0 HR: 0		SF: 0 SAC: 0 DP: 0 HBP: 0					

PITCHER	IP	WLS	BF	H	R	ER	SO	BB	IBB	HBP	BLK	WP	HR	S	P	ERA	WHIP

PITCHER	IP	WLS	BF	H	R	ER	SO	BB	IBB	HBP	BLK	WP	HR	S	P	ERA	WHIP

BOTTOM

Washington Nationals @ St. Louis Cardinals

Roger Dean Stadium, Jupiter, FL

Tue Mar 29 2016, 1:05 PM EDT

livebaseballscorecards.com

AB	**0**
R	**0**
H	**0**
RBI	**0**
BB	**0**
SO	**0**
LOB	**0**

WP: 0 PA: 0
PB: 0
SB: 0
CS: 0

Washington Nationals @ New York Mets

Tradition Field, Port St. Lucie, FL

Wed Mar 30 2016, 12:11 PM - 3:19 PM EDT

Att. 6,207 - Cloudy - 77 F

TOP

livebaseballscorecards.com

Batter	1	2	3	4	5	6	7	8	9	AB	R	H	RBI	BB	SO	LOB
9 Ben Revere, L (1, 8) OBP: 0.368, SLG: 0.500	K		F8		K		21 G4-6-3 16 BB 1B		15 G4-3 E 2B K	2	0	0	0	0	1	0
3 Michael Taylor, R (5, PH) OBP: 0.500, SLG: 0.833 (5, 8)										4	1	2	0	0	2	2
6 Anthony Rendon, R (1, 5) OBP: 0.488, SLG: 0.559	34 S 11 HR 1B		34 E 34 G3 1B		F9		21 G4-6-3 1-2 BB		G4-3 2-3	2	1	2	0	0	0	0
16 Scott Sizemore, R (5, PH) OBP: 0.395, SLG: 0.676 (5, 5)										2	0	0	0	1	0	1
34 Bryce Harper, L (1, 9) OBP: 0.432, SLG: 0.541	11 HR 1-2 BB		G3 1-3		2B		G4-6-3 1-2f 2-3		25 BB E BB	1	1	0	0	1	0	1
21 Matthew den Dekker, L (5, PH) OBP: 0.378, SLG: 0.462 (5, 9)										2	1	1	0	1	0	2
11 Ryan Zimmerman, R (1, 3) OBP: 0.324, SLG: 0.595	1-H 2-H HR		F8		P6		BB		5 1B E 1-2 BB	2	1	1	3	0	0	1
25 Clint Robinson, L (5, PH) OBP: 0.310, SLG: 0.556 (5, 3)										1	1	0	0	2	0	1
20 Daniel Murphy, L (1, 4) OBP: 0.289, SLG: 0.409	G4-3			28 HR 3B		G6-3	G1-3		E5 5 1B 10 E 1-2 2-H 3-H	2	1	1	0	0	0	0
Trea Turner, R (5, 4) OBP: 0.326, SLG: 0.385										3	1	0	1	0	0	3
28 Jayson Werth, R (1, 7) OBP: 0.324, SLG: 0.486	G5-3			3-H HR		59 G3 10 HR HBP		1B	10 E 23 1B 1-2 2-H 1B	2	1	1	2	0	0	0
5 Reed Johnson, R (5, 7) OBP: 0.421, SLG: 0.355										2	2	2	1	0	0	0
40 Wilson Ramos, R (1, 2) OBP: 0.313, SLG: 0.625		G6-3		P2		G3 1-2		F8	K	2	0	0	0	0	0	0
59 Jose Lobaton, S (5, 2) OBP: 0.321, SLG: 0.292										2	0	0	0	0	0	2
49 Nick Masset, R (8, 1)										0	0	0	0	0	0	0
41 Joe Ross, R (9, PH)										1	0	0	0	0	1	2
58 Jonathan Papelbon, R (9, 1)										0	0	0	0	0	0	0
8 Danny Espinosa, S (1, 6) OBP: 0.222, SLG: 0.219		F7		G3-1		3-2 2-H HR		F7	E1 23 1B 1-2 2-H	2	0	0	0	0	0	0
10 Stephen Drew, L (5, 6) OBP: 0.350, SLG: 0.528										3	1	1	2	0	0	2
26 Trevor Gott, R (1, 1)		K		G4-3		G5-3		G1-3	1-2 2-H 1B	1	0	0	0	0	1	0
17 Sean Burnett, L (3, 1)										0	0	0	0	0	0	0
4 Tony Campana, L (4, PH)										1	0	0	0	0	0	0
18 Matt Belisle, R (4, 1)										0	0	0	0	0	0	0
45 Blake Treinen, R (5, 1)										0	0	0	0	0	0	0
73 Felipe Vázquez, L (8, 1)										0	0	0	0	0	0	0
14 Chris Heisey, R (8, PH) OBP: 0.333, SLG: 0.400										1	0	0	0	0	0	0
27 Shawn Kelley, R (8, 1)										0	0	0	0	0	0	0
46 Oliver Pérez, L (7, 1)										0	0	0	0	0	0	0
23 Jhonatan Solano, R (9, PH) OBP: 0.429, SLG: 0.500										2	0	1	1	0	0	1
(8, 2)																

	AB	R	H	RBI	BB	SO	LOB
	40	12	12	10	5	5	18

Inning Stats	1	2	3	4	5	6	7	8	9
	R: 3	R: 0	R: 0	R: 2	R: 0	R: 2	R: 0	R: 0	R: 5
	E: 0	E: 0	E: 1	E: 0	E: 0	E: 0	E: 0	E: 0	E: 2
	K: 1	K: 1	K: 0	K: 0	K: 1	K: 0	K: 0	K: 0	K: 2
	S: 7	S: 5	S: 4	S: 6	S: 6	S: 6	S: 3	S: 4	S: 12
	H: 2	H: 0	H: 1	H: 2	H: 1	H: 1	H: 1	H: 1	H: 3
	LOB: 0	LOB: 0	LOB: 1	LOB: 0	LOB: 1	LOB: 0	LOB: 2	LOB: 1	LOB: 2
	BB: 1	BB: 0	BB: 0	BB: 0	BB: 0	BB: 0	BB: 2	BB: 0	BB: 2
	P: 11	P: 5	P: 4	P: 7	P: 6	P: 10	P: 11	P: 4	P: 20

1B: 6	SF: 0
2B: 2	SAC: 0
3B: 1	DP: 1
HR: 3	HBP: 1

WP: 0	PA: 46
PB: 0	
SB: 1	
CS: 0	

PITCHER		IP	WLS	BF	H	R	ER	SO	BB	IBB	HBP	BLK	WP	HR	S	P	ERA	WHIP
33 Matt Harvey, R ERA: 7.5	(1, 1)	2.0	L	9	2	3	3	2	1	0	0	0	0	1	12	16	13.50	1.500
34 Noah Syndergaard, R ERA: 2.61	(3, 1)	3.0		13	4	2	2	1	0	0	0	0	0	1	16	17	6.00	1.333
80 Zack Thornton, R ERA: 3.72	(6, 1)	2.0		10	2	2	2	0	2	0	1	0	0	1	9	21	9.00	2.000
47 Hansel Robles, R ERA: 4.22	(8, 1)	1.0		4	1	0	0	0	0	0	0	0	0	0	4	4	0.00	1.000
27 Jeurys Familia, R ERA: 6.0	(9, 1)	0.2		8	2	5	3	1	2	0	0	0	0	0	8	16	40.50	6.000

PITCHER		IP	WLS	BF	H	R	ER	SO	BB	IBB	HBP	BLK	WP	HR	S	P	ERA	WHIP
59 Antonio Bastardo, L ERA: 6.1	(9, 1)	0.1		2	1	0	0	1	0	0	0	0	0	0	4	4	0.00	3.000

Batter	1	2	3	4	5	6	7	8	9	AB	R	H	RBI	BB	SO	LOB
3 Curtis Granderson, L (1, 9) OBP: 0.313, SLG: 0.413 73 Travis Taijeron, R (5, PR) (6, 9) OBP: 0.432, SLG: 0.658	G5-3		K		29 1B BB		1B		HR	2 2	0 1	0 2	0 1	1 0	1 0	0 0
5 David Wright, R (1, 5) OBP: 0.320, SLG: 0.391 29 Eric Campbell, R (5, 5) OBP: 0.439, SLG: 0.333	52 2B 21 F8-2 1B		G6-3		1-2 1B		K		P6	2 3	0 0	1 1	0 0	0 1	0 1	0 1
52 Yoenis Cespedes, R (1, 8) OBP: 0.426, SLG: 0.455 16 Alejandro De Aza, L (5, 8) OBP: 0.442, SLG: 0.432 12 Juan Lagares, R (8, 8) OBP: 0.400, SLG: 0.432 84 Champ Stuart, R (8, PR) (9, 8)	1-3 2B			21 1B 1B	K		K	61 FC3-6 BB	K	2 1 0 1	0 0 0 0	2 0 0 0	0 0 0 0	0 0 1 1	0 1 0 0	0 2 0 0
21 Lucas Duda, L (1, 3) OBP: 0.273, SLG: 0.275 61 Marc Krauss, L (7, 3) OBP: 0.342, SLG: 0.313	F8-2 3-H			1-2 1B	K			FC3-6 15 1B 55 BB 1-2f		3 1	0 0	1 0	0 0	0 0	1 0	2 1
20 Neil Walker, S (1, 4) OBP: 0.280, SLG: 0.370 55 Ty Kelly, S (7, 4) OBP: 0.359, SLG: 0.250		30 G4-6-3 1B		F7		F8		15 1B 1-2 BB		3 0	0 0	1 0	0 0	0 1	0 0	2 0
30 Michael Conforto, L (1, 7) OBP: 0.280, SLG: 0.364 82 Maikis De La Cruz, R (9, 7)		G4-6-3 1-2f		F6		BB		F7		3 0	0 0	0 0	0 0	1 0	0 0	5 0
13 Asdrúbal Cabrera, S (1, 6) OBP: 0.167, SLG: 0.118 15 Matt Reynolds, R (8, 6) OBP: 0.356, SLG: 0.316 75 T.J. Rivera, R (9, 6) OBP: 0.278, SLG: 0.371		7 FC5-4 BB		K		F8		1-2 2-3 1B		2 1 0	0 0 0	0 1 0	0 0 0	1 0 0	1 0 0	3 0 0
7 Travis d'Arnaud, R (1, 2) OBP: 0.255, SLG: 0.220 19 Johnny Monell, L (6, 2) OBP: 0.415, SLG: 0.417		FC5-4 1-2f			G5-3		K		F8	2 2	0 0	0 0	0 0	0 0	0 1	1 3
33 Matt Harvey, R (1, 1) 34 Noah Syndergaard, L (3, 1) 83 Jeff McNeil, L (5, PH) OPP PHS IN 5-1 WIN 80 Zack Thornton, R (6, 1) 26 Kevin Plawecki, R (7, PH) OPP 2 RBI IN 5-1 WIN 47 Hansel Robles, R (8, 1) 27 Jeurys Familia, R (9, 1) 59 Antonio Bastardo, R (9, 1) 81 Danny Muno, S (9, PH) OPP 3 PHS IN 5-1 WIN			K		G6-3		G1-3		K	0 1 1 0 1 0 0 0 1	0 0 0 0 0 0 0 0 0	0 0 0 0 0 0 0 0 0	0 0 0 0 0 0 0 0 0	0 1 0 0 0 0 0 0 0	0 0 0 0 0 0 0 0 0	0 0 0 0 0 0 0 0 0
Inning Stats	R: 0 E: 0 K: 0 S: 4 H: 2 LOB: 1 BB: 0 P: 4	R: 0 E: 0 K: 0 S: 3 H: 1 LOB: 1 BB: 1 P: 7	R: 0 E: 0 K: 2 S: 7 H: 0 LOB: 0 BB: 0 P: 7	R: 0 E: 0 K: 1 S: 7 H: 2 LOB: 2 BB: 0 P: 7	R: 0 E: 0 K: 1 S: 6 H: 1 LOB: 2 BB: 1 P: 10	R: 0 E: 0 K: 1 S: 5 H: 0 LOB: 1 BB: 1 P: 9	R: 0 E: 0 K: 2 S: 8 H: 1 LOB: 1 BB: 0 P: 8	R: 0 E: 0 K: 0 S: 4 H: 1 LOB: 3 BB: 2 P: 12	R: 1 E: 0 K: 2 S: 10 H: 1 LOB: 0 BB: 0 P: 12	1B: 7 2B: 2 3B: 0 HR: 1	SF: 0 SAC: 0 DP: 2 HBP: 0						

PITCHER		IP	WLS	BF	H	R	ER	SO	BB	IBB	HBP	BLK	WP	HR	S	P	ERA	WHIP
26 Trevor Gott, R ERA: 3.0	(1, 1)	2.0	W	8	3	0	0	0	1	0	0	0	0	0	7	11	0.00	2.000
17 Sean Burnett, L ERA:	(3, 1)	1.0	H	3	0	0	0	2	0	0	0	0	0	0	7	7	0.00	0.000
18 Matt Belisle, R ERA: 3.68	(4, 1)	1.0		5	2	0	0	1	0	0	0	0	0	0	7	7	0.00	2.000
45 Blake Treinen, R ERA:	(5, 1)	0.2		2	0	0	0	0	0	0	0	0	0	0	2	2	0.00	0.000
73 Felipe Vázquez, L ERA: 4.15	(5, 1)	0.1		3	1	0	0	1	1	0	0	0	0	0	4	8	0.00	6.000
27 Shawn Kelley, R ERA: 3.68	(6, 1)	1.0		4	0	0	0	1	1	0	0	0	0	0	5	9	0.00	1.000
46 Oliver Pérez, L ERA:	(7, 1)	1.0		4	1	0	0	2	0	0	0	0	0	0	8	8	0.00	1.000
49 Nick Masset, R ERA: 3.86	(8, 1)	1.0		6	1	0	0	0	2	0	0	0	0	0	4	12	0.00	3.000
58 Jonathan Papelbon, R ERA: 5.4	(9, 1)	1.0		4	1	1	1	2	0	0	0	0	0	1	10	12	9.00	1.000

BOTTOM

Washington Nationals @ New York Mets

Tradition Field, Port St. Lucie, FL

Wed Mar 30 2016, 12:11 PM - 3:19 PM EDT

Att. 6,207 - Cloudy - 77 F

livebaseballscorecards.com

AB	34
R	1
H	9
RBI	1
BB	5
SO	9
LOB	20

WP: 0 PB: 0 SB: 0 CS: 0 PA: 39

Minnesota Twins @ Washington Nationals

Nationals Park, Washington, DC

Fri Apr 01 2016, 6:06 PM - 8:47 PM EDT

Att. 1 - Partly Cloudy - 81 F

TOP

livebaseballscorecards.com

Batter	1	2	3	4	5	6	7	8	9	AB	R	H	RBI	BB	SO	LOB
2 Brian Dozier, R (1, 4) OBP: 0.403, SLG: 0.589 9 Eduardo Núñez, R (7, 4) OBP: 0.327, SLG: 0.300	C SI 90 X SI 92 0-1 G6-3		X SI 92 0-0 1-3 2B	2 SAFE C CH 82 B SI 91 X CH 82 1-1 G5-3 2-3			S SI 90 S FF 90 1 SAFE B FF 90 C SI 90 1-3 K 1-2			4 0	0 0	1 0	0 0	0 0	1 0	2 0
7 Joe Mauer, L (1, 3) OBP: 0.354, SLG: 0.452 30 James Beresford, L (6, 5) OBP: 0.306, SLG: 0.279 (8, 3)	B SI 90 C SI 89 X SI 91 1-1 2B		C CU 74 B CH 82 F CU 76 X SI 92 1-2 F7		B FF 96 C FF 95 C SL 80 F FF 97 B SL 82 B FF 96 X FF 94 3-2 F7		B CU 72 C CH 84 X FF 90 1-1 G4-3 2-3			3 1	0 0	1 0	0 0	0 0	0 0	2 1
22 Miguel Sanó, R (1, 9) OBP: 0.410, SLG: 0.490 39 Danny Santana, S (8, 9) OBP: 0.385, SLG: 0.557	B SL 84 B SI 92 X SI 91 2-0 G6-3		C SL 84 B SI 90 B SI 92 B SL 82 S SL 82 S SI 92 3-3 K		C SL 79 B SL 81 X FF 89 1-1 F9		S FF 90 B SI 90 F SL 88 B FF 92 S CU 77 2-3 K			4 0	0 0	0 0	0 0	0 0	2 0	4 0
24 Trevor Plouffe, R (1, 5) OBP: 0.400, SLG: 0.660 (6, 3) 78 Heiker Meneses, R (8, 5) OBP: 0.400, SLG: 0.333	B SI 91 X SL 84 1-0 G6-3			C SI 92 F SI 89 X CU 76 0-2 20 1B 2B	S FF 89 B SL 80 F SL 80 C FF 89 1-3 K			F SI 95 C SL 85 S SL 86 0-3 K		4 0	1 0	1 0	0 0	0 0	2 0	1 0
20 Eddie Rosario, L (1, 7) OBP: 0.339, SLG: 0.579 31 Oswaldo Arcia, L (8, PH) OBP: 0.254, SLG: 0.364 (8, 7)		C SI 89 C CU 74 B SI 91 B CU 75 C SI 91 2-3 K	D CH 82 X CH 82 1-0 52 1B 5 2B 2-H 1B			F FF 87 X CU 76 0-1 52 FC6-4 1B		X SI 95 0-0 G6-3		3 1	1 0	2 0	1 0	0 0	1 0	0 0
52 ByungHo Park, R (1, 10) OBP: 0.293, SLG: 0.491 98 Travis Harrison, R (8, PH) OBP: 0.286, SLG: 0.167 (8, 10)		C SL 83 S SI 90 B SL 82 F SI 92 S SI 92 1-3 K	C SI 91 D SL 82 1 SAFE B SI 90 C SI 90 F SL 81 X SL 80 2-2 5 2B 1-3 1B			B FF 88 B SL 85 F SL 84 1 SAFE X SL 83 2-1 FC6-4 5 G4-3 1-2f		S SI 93 S SI 96 B SL 86 X SI 95 1-2 G5-3		3 1	1 0	1 0	0 0	0 0	1 0	1 0
5 Eduardo Escobar, S (1, 6) OBP: 0.255, SLG: 0.407		X SI 93 0-0 G3	D CH 82 C SI 91 X CH 83 1-1 2 E 2-H 2B			B SL 86 1 SAFE C CH 80 B FF 87 F SL 84 F FF 88 B FF 89 X CH 82 3-2 G4-3 1-2			B FF 90 C FF 90 B FS 84 B FF 89 C FF 90 S FF 91 3-3 K	4 0	0 0	1 0	2 0	0 0	1 0	1 0
8 Kurt Suzuki, R (1, 2) OBP: 0.412, SLG: 0.759 80 Juan Centeno, L (8, 2) OBP: 0.440, SLG: 0.652			B SI 90 B SI 91 B SI 90 C SI 89 F SI 89 X SI 91 3-2 2 2B 1B	B SI 91 X SI 88 1-0 G4-3		C SL 84 F FF 88 F CU 76 B FF 88 B CU 75 S SL 84 2-3 K			C FF 91 F FF 91 F FF 92 X FS 84 0-2 G4-3	3 1	0 0	1 0	0 0	0 0	1 0	2 0
25 Byron Buxton, R (1, 8) OBP: 0.293, SLG: 0.308 21 Darin Mastroianni, R (8, 8) OBP: 0.500, SLG: 0.472			C SI 91 C SL 83 B SL 84 B SI 92 B SI 92 X SL 82 3-2 F8	B SL 81 S SI 90 C SI 91 B SI 89 F SI 92 S CH 82 2-3 K			S SL 83 B FF 88 X SL 83 1-1 30 G4-3 2 WP 1B		C SL 79 S FF 91 B FF 92 S SL 80 1-3 K	3 1	0 0	1 0	0 0	0 0	1 1	2 0

| Inning Stats | | |

BOTTOM

Batter	1	2	3	4	5	6	7	8	9	AB	R	H	RBI	BB	SO	LOB
9 Ben Revere, L (1, 8) OBP: 0.400, SLG: 0.600	C FF 89 S FF 90 F KC 77 2-2 34 SF9 3B		B FF 88 X FF 89 1-0 6 2B		F FF 89 B SI 90 F CH 82 S FC 86 1-3 ① K		F CU 82 B CU 82 C FF 93 B CU 81 X CU 81 2-2 ③ G6-3			2	2	2	0	0	0	0
3 Michael Taylor, R (5, 8) OBP: 0.481, SLG: 0.800	B KC 77 B FC 88 F FF 91 X FF 91		2B							2	0	0	0	0	1	0
6 Anthony Rendon, R (1, 5) OBP: 0.500, SLG: 0.583	C FF 91 C FF 92 B FF 90 B KC 78 F FF 92 B KC 78 B FC 89 4-2 11 2B BB		C CH 86 S FF 89 X KC 77 0-2 2-H 2B		B FF 90 B FF 90 F FF 90 B KC 74 F SI 89 F SI 91 F FF 91 X FC 88 3-2 ② L9			B SI 91 B SL 86 F FF 91 B FF 92 F FF 91 B SL 88 4-2 45 2B SF9 BB		2	1	1	1	1	0	0
34 Bryce Harper, L (1, 9) OBP: 0.426, SLG: 0.564	C KC 77 C FF 91 F FC 88 X KC 78 0-2 ① SF9 3-H		C SI 90 F FF 90 X CH 84 0-2 ① G6-3		X CH 87 0-0 2B			1 SAFE B SL 86 F FF 90 B SL 86 X SL 87 2-1 ① F7		2	0	1	1	0	0	1
14 Chris Heisey, R (6, 9) OBP: 0.327, SLG: 0.442										1	0	0	0	0	0	1
11 Ryan Zimmerman, R (1, 3) OBP: 0.325, SLG: 0.600	C SI 90 C KC 78 F SI 91 1-2		C KC 76 X SI 90 0-1 ② F9		C CH 76 X CH 88 0-1 ③ G6-3			X FF 91 0-0 SF9 1-3 2B		3	0	1	1	0	0	2
52 Yusmeiro Petit, R (6, 1)	B KC 76 1 SAFE									0	0	0	0	0	0	0
18 Matt Belisle, R (7, 1)	F KC 77 X SI 91									0	0	0	0	0	0	0
45 Blake Treinen, R (8, 1) OBP: 1.000, SLG: 2.000										1	0	1	0	0	0	0
58 Jonathan Papelbon, R (9, 1)	1-H 2B									0	0	0	0	0	0	0
20 Daniel Murphy, L (1, 4) OBP: 0.271, SLG: 0.383	C SI 90 X FF 90 0-1 ② L8		B KC 74 X KC 75 1-0 ③ G1-3			C FF 91 F FF 91 F FF 92 B SL 81 X SL 81 1-2 ① F9		B SL 87 F SL 87 B FF 92 C SL 86 X SL 86 2-2 ② SF9 2-3 3-H		3	0	0	0	0	0	2
Trea Turner, R (7, 4) OBP: 0.319, SLG: 0.385										0	0	0	1	0	0	0
28 Jayson Werth, R (1, 7) OBP: 0.300, SLG: 0.447	C FF 90 X KC 78 0-1 ③ L7			X SI 89 0-0 ① F9		S FF 91 B FF 91 C FF 91 X SL 80 1-2 ② L8		B FF 91 B SL 88 F SL 88 F CU 78 X SI 92 2-2 ③ F7		3	0	0	0	0	0	1
Reed Johnson, R (7, 7) OBP: 0.410, SLG: 0.344										1	0	0	0	0	0	1
40 Wilson Ramos, R (1, 2) OBP: 0.286, SLG: 0.571		X FF 90 0-0 ① G4-3		C FF 88 T KC 74 B CH 84 X FC 87 1-2 ② G4-3		S SL 80 F SL 82 B FF 91 S FF 91 1-3 ③ K				3	0	0	0	0	1	0
59 Jose Lobaton, S (7, 2) OBP: 0.321, SLG: 0.292										0	0	0	0	0	0	0
8 Danny Espinosa, S (1, 6) OBP: 0.231, SLG: 0.206		C FF 90 X KC 75 0-1 ② G6-3		B CH 83 C FF 91 B SI 90 F FF 90 B FC 88 B FC 87 4-2 BB			B FF 93 F FF 94 B CU 82 X FF 94 2-1 ① L8			2	0	0	0	1	0	0
10 Stephen Drew, L (8, 6) OBP: 0.350, SLG: 0.528										0	0	0	0	0	0	0
57 Tanner Roark, R (1, 1)		B FF 91 F SI 90 F FF 91 C KC 77 1-3 ③ K		B KC 75 C FF 90 S FF 89 C FF 90 1-3 ③ K			B CH 85 B CH 86 B FF 93 C FF 93 X FF 92 3-1 ② F7			1	0	0	0	0	1	0
Matthew den Dekker, L (4, PH) OBP: 0.370, SLG: 0.450										1	0	0	0	0	1	1
73 Felipe Vázquez, L (5, 1)										0	0	0	0	0	0	0
27 Shawn Kelley, R (5, 1)										0	0	0	0	0	0	0
25 Clint Robinson, L (6, 3) OBP: 0.302, SLG: 0.541										1	0	0	0	0	0	0
Inning Stats	R: 2 E: 0 K: 0 S: 21 H: 2 LOB: 1 BB: 1 P: 28	R: 0 E: 0 K: 1 S: 6 H: 0 LOB: 0 BB: 0 P: 7	R: 1 E: 0 K: 0 S: 10 H: 2 LOB: 1 BB: 0 P: 12	R: 0 E: 0 K: 1 S: 9 H: 0 LOB: 1 BB: 1 P: 15	R: 0 E: 0 K: 1 S: 11 H: 1 LOB: 1 BB: 0 P: 15	R: 0 E: 0 K: 1 S: 10 H: 0 LOB: 0 BB: 0 P: 13	R: 0 E: 0 K: 0 S: 7 H: 0 LOB: 0 BB: 0 P: 14	R: 1 E: 0 K: 0 S: 11 H: 1 LOB: 1 BB: 1 P: 21		1B: 0 2B: 5 3B: 1 HR: 0 SF: 2 SAC: 0 DP: 0 HBP: 0						

PITCHER		IP	WLS	BF	H	R	ER	SO	BB	IBB	HBP	BLK	WP	HR	S	P	ERA	WHIP
45 Phil Hughes, R ERA: 3.43	(1, 1)	4.2		20	4	3	3	3	2	0	0	0	0	0	54	74	5.79	1.286
96 Trevor Hildenberger, R ERA:	(5, 1)	0.1		2	1	0	0	0	0	0	0	0	0	0	3	3	0.00	3.000
15 Glen Perkins, L ERA: 2.08	(6, 1)	1.0		3	0	0	0	1	0	0	0	0	0	0	10	13	0.00	0.000
49 Kevin Jepsen, R ERA: 1.29	(7, 1)	1.0		3	0	0	0	0	0	0	0	0	0	0	7	14	0.00	0.000
50 Casey Fien, R ERA: 6.0	(8, 1)	1.0	L	5	1	1	1	0	1	0	0	0	0	0	11	21	9.00	2.000

PITCHER	IP	WLS	BF	H	R	ER	SO	BB	IBB	HBP	BLK	WP	HR	S	P	ERA	WHIP

Minnesota Twins @ Washington Nationals

Nationals Park, Washington, DC

Fri Apr 01 2016, 6:06 PM - 8:47 PM EDT

Att. 1 - Partly Cloudy - 81 F

livebaseballscorecards.com

AB	28
R	4
H	6
RBI	4
BB	3
SO	4
LOB	9

WP: 0 PA: 33
PB: 0
SB: 0
CS: 0

Minnesota Twins @ Washington Nationals

Nationals Park, Washington, DC

Sat Apr 02 2016, 12:07 PM - 3:21 PM EDT

Att. 24,799 - Partly Cloudy - 53 F

TOP

livebaseballscorecards.com

Batter	1	2	3	4	5	6	7	8	9	AB	R	H	RBI	BB	SO	LOB
2 Brian Dozier, R (1, 4) OBP: 0.422, SLG: 0.655	C SI 94 X SI 94 0-1 HR		B SL 84 C SL 86 B SI 92 F CH 87 F SL 86 B SI 94 X SL 85 3-2 7 HR 1-3 1B		B SI 91 C SI 91 B SI 92 X CH 87 2-1 90 1B 20 E 2B	S CH 82 C SL 80 F FF 88 X SL 79 0-2 ③ G5-3		F FF 85 1 SAFE B SL 78 B FF 83 X SI 83 2-1 ③ G3		2	2	2	1	0	0	0
30 James Beresford, L (4, 4) OBP: 0.308, SLG: 0.304										3	1	1	0	0	0	1
7 Joe Mauer, L (1, 10) OBP: 0.360, SLG: 0.523	C SI 94 B CH 88 F SI 93 B SL 83 B SL 84 X SI 94 3-2 ① G3-1		D CH 88 1 SAFE C SI 93 F CH 88 B SI 88 F SL 83 B SI 93 X SL 82 3-2 1-H 3-H HR		X SI 92 0-0 39 1B 20 E 2-3 1B		B FF 87 B CH 81 B FF 87 C FF 86 F FF 88 X FF 88 3-2 ① F7		B FF 93 B FF 93 B FF 93 C FF 92 S FF 93 B FF 93 4-2 21 G5-3 31 BB BB	2	1	1	3	0	0	0
90 Jairo Rodriguez, R (5, PH) OBP: 1.000, SLG: 1.000										1	1	1	0	0	0	0
(5, 10)																
80 Juan Centeno, L (7, PH) OBP: 0.444, SLG: 0.625										1	0	0	0	1	0	0
(7, 10)																
22 Miguel Sanó, R (1, 9) OBP: 0.391, SLG: 0.462	B SI 94 B SI 94 X SI 94 2-0 ② F9		C SL 86 F SI 94 B SL 85 F SL 83 C SL 83 1-3 ② K		F SL 84 F SI 92 S SL 82 0-3 ① K		B SL 78 B FF 92 T FF 92 B FF 92 B SI 92 4-1 21 BB 39 1B BB		C FF 92 C CH 85 F FF 92 F FF 93 D CU 79 B CH 91 B CH 86 B FF 94 4-2 1-2 BB	3	0	0	0	0	2	2
31 Oswaldo Arcia, L (6, 9) OBP: 0.279, SLG: 0.364										0	0	0	0	2	0	0
24 Trevor Plouffe, R (1, 5) OBP: 0.421, SLG: 0.673	B SI 94 X SI 93 1-0 20 CS 1B		B SI 93 B SL 83 F SI 93 X SL 82 2-1 20 2B 1B		X SL 82 0-0 20 E 1-2 1B		C FF 91 X SI 91 0-1 78 S 21 S 1-2 1B		C FF 92 F FF 94 C FF 93 0-3 ① K	2	1	2	0	0	0	0
39 Danny Santana, S (4, 5) OBP: 0.397, SLG: 0.563										3	1	2	0	0	1	2
20 Eddie Rosario, L (1, 7) OBP: 0.355, SLG: 0.617	F SI 93 F CH 88 D SI 88 1-2 ③ CS 1-2	B SI 90 S SI 92 F CH 88 B SL 82 F SL 84 T SI 92 2-2 ① K	F SI 90 X CH 87 0-1 ③ 1-H 2B		B CH 87 F SI 91 B SI 92 X SI 92 2-1 E9 1-H 2-H 3-H 2B		D FC 89 B SI 90 D SI 90 C FS 89 D FS 90 4-1 ② 78 S 1-2 2-3 BB		C CU 77 B FF 94 C FF 94 B CU 79 X CU 79 2-2 ② ③ G5-3 2-3f	3	0	2	4	0	1	0
21 Darin Mastroianni, R (6, 7) OBP: 0.500, SLG: 0.459										1	0	0	0	1	0	2
98 Travis Harrison, R (9, 7) OBP: 0.286, SLG: 0.167										0	0	0	0	0	0	0
52 ByungHo Park, R (1, 3) OBP: 0.279, SLG: 0.466		S SL 86 S SL 84 S SL 83 0-3 ② K		C SI 90 S SL 83 B SI 91 S SL 82 1-3 ① K	F SL 81 S SL 82 D SL 83 S SL 82 1-3 ② K		C CU 76 S SI 90 X CU 79 0-2 ③ L4 1-2 2-3			3	0	0	0	0	3	1
78 Heiker Meneses, R (7, PH) OBP: 0.364, SLG: 0.300										1	0	0	0	0	0	2
(7, 4)																
5 Eduardo Escobar, S (1, 6) OBP: 0.246, SLG: 0.393		C CH 89 F SI 89 X SI 94 0-2 ③ L8		B SI 92 X SI 92 1-0 ② G4-3	F SL 82 B SI 92 X SI 91 1-1 ③ G4-3			B SI 83 C FF 83 B FF 84 F FF 84 X FF 82 2-2 ① G6-3		2	0	0	0	0	0	0
9 Eduardo Núñez, R (4, 6) OBP: 0.316, SLG: 0.288										2	0	0	0	0	0	1
12 John Ryan Murphy, R (1, 2) OBP: 0.311, SLG: 0.139			C SI 93 F SL 84 B SL 85 F SL 83 C SL 84 1-3 ① K	X SI 92 0-0 1B		B FF 87 C FF 87 S SL 78 C SL 80 1-3 ① K		B CH 79 C FF 86 X FF 85 1-1 ② G5-3		4	0	1	0	0	2	0
25 Byron Buxton, R (1, 8) OBP: 0.306, SLG: 0.321			S SL 84 F CH 88 F SL 86 B SL 84 X SI 94 1-2 2 1B 7 HR 1B	C SI 92 D SL 85 F CH 87 B SI 92 S SL 84 2-3 ③ K		B FF 87 B FF 88 S FF 88 S FF 88 F FF 88 T FF 88 2-2 ② K		B FF 87 S FF 84 F FF 86 X FF 84 1-2 1B		4	1	2	0	0	2	1
Inning Stats	R: 1 E: 0 K: 0 S: 9 H: 2 LOB: 0 BB: 0 P: 16	R: 0 E: 0 K: 2 S: 10 H: 0 LOB: 0 BB: 0 P: 12	R: 4 E: 0 K: 2 S: 24 H: 5 LOB: 1 BB: 0 P: 35	R: 0 E: 0 K: 2 S: 8 H: 1 LOB: 1 BB: 0 P: 12	R: 3 E: 1 K: 2 S: 14 H: 4 LOB: 1 BB: 0 P: 20	R: 0 E: 0 K: 2 S: 11 H: 0 LOB: 0 BB: 0 P: 14	R: 0 E: 0 K: 0 S: 10 H: 1 LOB: 2 BB: 2 P: 21	R: 0 E: 0 K: 0 S: 10 H: 1 LOB: 1 BB: 0 P: 16	R: 0 E: 0 K: 1 S: 12 H: 0 LOB: 1 BB: 2 P: 22	1B: 9 2B: 3 3B: 0 HR: 2 SF: 0 SAC: 0 DP: 1 HBP: 0						

AB	37
R	8
H	14
RBI	8
BB	4
SO	11
LOB	12

WP: 0 PB: 0 SB: 3 CS: 1 PA: 42

PITCHER		IP	WLS	BF	H	R	ER	SO	BB	IBB	HBP	BLK	WP	HR	S	P	ERA	WHIP
41 Joe Ross, R ERA: 6.75	(1, 1)	5.0		25	12	8	8	8	0	0	0	0	0	2	65	95	14.40	2.400
Rafael Martín, R ERA: 1.5	(6, 1)	1.1		4	0	0	0	2	0	0	0	0	0	0	14	20	0.00	0.000
46 Oliver Pérez, L ERA:	(7, 1)	0.0		2	1	0	0	0	1	0	0	0	0	0	3	7	∞	∞
49 Nick Masset, R ERA: 3.6	(7, 1)	0.2		2	0	0	0	0	1	0	0	0	0	0	4	8	0.00	1.500
50 Aaron Laffey, L ERA: 2.25	(8, 1)	1.0		4	1	0	0	0	0	0	0	0	0	0	10	16	0.00	1.000

PITCHER		IP	WLS	BF	H	R	ER	SO	BB	IBB	HBP	BLK	WP	HR	S	P	ERA	WHIP
Trevor Gott, R ERA: 2.7	(9, 1)	1.0		4	0	0	0	1	2	0	0	0	0	0	12	22	0.00	2.000

BOTTOM

Batter	1	2	3	4	5	6	7	8	9	AB	R	H	RBI	BB	SO	LOB
3 Michael Taylor, R (1, 8) OBP: 0.491, SLG: 0.849 9 Ben Revere, L (6, 8) OBP: 0.429, SLG: 0.619 (7, 7)	C FF 89 B FF 90 B SL 80 F SL 80 X FF 90 2-2 11 HR 1B		B FF 88 C SL 78 B CU 72 B FF 89 X SI 87 3-1 HR	X SL 81 0-0 ③ L8			C FF 93 B CH 83 B FF 92 X FF 93 2-1 14 1B 16 1B 1B	B FF 91 C KC 73 X SI 90 1-1 10 BLK 2-H 1B		3 2 2 1 0 0 1 2 1 2 1 0 0 0					
6 Anthony Rendon, R (1, 5) OBP: 0.468, SLG: 0.538 10 Stephen Drew, L (6, 5) OBP: 0.333, SLG: 0.500	X SI 87 0-0 ① F7		C FF 90 C SL 79 B CU 73 B CU 71 B SL 79 F FF 90 S FF 90 3-3 ① K		C SI 92 B SL 82 F SI 92 B CH 87 B SL 82 X SI 93 3-2 ① G4-3		B FF 93 F FF 92 1 SAFE S CH 83 B CH 84 X FF 93 2-2 ① F7	C SI 89 B FF 90 X KC 72 1-1 ③ P4 1-2		3 0 0 0 0 1 1 2 0 0 0 0 0 2					
34 Bryce Harper, L (1, 9) OBP: 0.420, SLG: 0.537 14 Chris Heisey, R (6, 9) OBP: 0.353, SLG: 0.533	1 SAFE F FS 78 1 SAFE F FF 88 C FS 77 0-3 ② K		B CU 69 B FF 90 F FF 89 B SL 81 C FF 91 B SL 79 4-2 BB		B SI 94 B SI 93 C SI 93 X SI 88 2-1 ② G6-3		C SI 94 X CU 76 0-1 16 1B 1-3 1B		C FF 89 X CU 80 0-1 HR	2 0 0 0 1 1 1 2 1 2 1 0 0 0						
11 Ryan Zimmerman, R (1, 3) OBP: 0.349, SLG: 0.667 16 Scott Sizemore, R (6, 4) OBP: 0.415, SLG: 0.667	X SI 89 0-0 1-H HR		C SL 79 D FS 80 X FF 89 1-1 ② L7		B SI 95 B SI 93 B SI 94 C SI 93 B SI 93 4-1 BB		B FF 94 F FF 93 B CH 84 B FF 92 F FF 91 1 SAFE F FF 93 F FF 92 X FF 92 3-2 1-3 3-H 1B		X FF 91 0-0 ① F9	2 1 1 2 1 0 1 2 0 1 1 0 0 0						
20 Daniel Murphy, L (1, 4) OBP: 0.275, SLG: 0.440 Rafael Martin, R (6, 1) 46 Oliver Pérez, L (7, 1) 49 Nick Masset, R (7, 1) 23 Jhonatan Solano, R (7, PH) OBP: 0.440, SLG: 0.455 50 Aaron Laffey, L (8, 1) Trevor Gott, R (9, 1) 23 Jhonatan Solano, R (9, PH) OBP: 0.440, SLG: 0.455	X FF 90 0-0 HR		B FS 79 S SI 90 1 SAFE 1 SAFE D FS 78 C SI 90 S SL 80 2-3 ③ K		C SI 93 B CH 86 B SI 93 F SI 92 X SL 83 2-2 ③ F8		B FF 94 X CU 76 1-0 ② F7		B SL 83 B FF 90 C FF 90 F FF 90 S CU 83 2-3 ② K	3 1 1 1 0 1 2 0 0 0 0 0 0 0 0 0 0 0 0 0 0 0 0 0 0 0 0 0 2 0 0 0 0 1 2 0 0 0 0 0 0 0 0 0 0 0 0 0 0 2 0 0 0 0 1 2						
28 Jayson Werth, R (1, 7) OBP: 0.279, SLG: 0.415 4 Tony Campana, L (6, PR) OBP: 0.303, SLG: 0.406 (7, 8)	C FF 89 S SL 79 C SI 90 0-3 ③ K			B FF 89 B FF 90 B FF 90 C FF 90 S FF 90 F FF 90 X SL 80 3-2 ① L6		C FF 92 S FF 93 S CU 84 0-3 K 59 CS	B CU 75 F FF 92 X FF 94 1-1 ③ F7		X FF 90 0-0 ③ G6-3	3 0 0 0 0 2 0 2 0 0 0 0 0 2						
40 Wilson Ramos, R (1, 2) OBP: 0.270, SLG: 0.541 59 Jose Lobaton, S (6, 2) OBP: 0.333, SLG: 0.308			C SL 78 S SL 80 B SI 90 S CU 74 1-3 ① K	B FF 91 C SL 80 B FF 90 F FF 91 X SI 90 2-2 ② G4-3		B FF 92 B FF 92 F FF 92 S SL 88 B SI 93 S CU 83 3-3 ①② K 1-2		X FF 87 0-0 9 1B G5-3 1B		2 0 0 0 0 1 0 2 1 1 0 0 1 1						
8 Danny Espinosa, S (1, 6) OBP: 0.244, SLG: 0.306 Trea Turner, R (6, 6) OBP: 0.327, SLG: 0.390			X FF 91 0-0 ② G3	B FS 81 B FF 90 X SI 90 2-0 HR		C FF 93 B CU 82 X SL 87 1-1 25 S 1B		C SI 87 X CH 66 0-1 ① G5-3 1-2		2 1 1 1 0 0 0 2 0 1 0 0 0 1						
41 Joe Ross, R (1, 1) OBP: 0.333, SLG: 0.333 25 Clint Robinson, L (6, 3) OBP: 0.289, SLG: 0.513			C FF 90 B FF 90 C SL 80 C SL 80 1-3 ③ K	X FF 90 0-0 1B		B SI 92 B SI 92 C SI 92 C SL 87 X CU 82 2-2 ③ F9 1-2		C KC 76 S FF 91 B CH 63 X CH 65 1-2 ② P6		2 0 1 0 0 1 0 2 0 0 0 0 0 2						
Inning Stats	R: 3 E: 0 K: 2 S: 12 H: 3 LOB: 0 BB: 0 P: 14		R: 0 E: 0 K: 2 S: 7 H: 0 LOB: 0 BB: 0 P: 9	R: 1 E: 0 K: 2 S: 13 H: 1 LOB: 1 BB: 1 P: 26	R: 1 E: 0 K: 0 S: 10 H: 2 LOB: 1 BB: 0 P: 17	R: 0 E: 0 K: 0 S: 9 H: 0 LOB: 1 BB: 1 P: 20	R: 0 E: 0 K: 2 S: 11 H: 1 LOB: 2 BB: 0 P: 17	R: 1 E: 0 K: 0 S: 15 H: 3 LOB: 2 BB: 0 P: 24	R: 1 E: 0 K: 0 S: 10 H: 2 LOB: 1 BB: 0 P: 13	R: 1 E: 0 K: 1 S: 7 H: 1 LOB: 0 BB: 0 P: 9	1B: 8 2B: 0 3B: 0 HR: 5 SF: 0 SAC: 0 DP: 0 HBP: 0						

PITCHER		IP	WLS	BF	H	R	ER	SO	BB	IBB	HBP	BLK	WP	HR	S	P	ERA	WHIP
47 Ricky Nolasco, R ERA: 5.71	(1, 1)	4.0		19	6	5	5	6	1	0	0	0	0	4	42	66	11.25	1.750
79 Jake Reed, R ERA: 2.25	(5, 1)	1.0	H	4	0	0	0	0	1	0	0	0	0	0	9	20	0.00	1.000
57 Ryan Pressly, R ERA: 1.38	(6, 1)	1.0	H	4	1	0	0	2	0	0	0	0	1	0	11	17	0.00	1.000
65 Trevor May, R ERA: 4.61	(7, 1)	1.0	H	6	3	1	1	0	0	0	0	0	0	0	15	24	9.00	3.000
58 Fernando Abad, L ERA: 2.61	(8, 1)	1.0	H	5	2	1	1	0	0	0	0	1	0	0	10	13	9.00	2.000

PITCHER		IP	WLS	BF	H	R	ER	SO	BB	IBB	HBP	BLK	WP	HR	S	P	ERA	WHIP
95 Brandon Peterson, R ERA: 9.0	(9, 1)	1.0	B	4	1	1	1	1	0	0	0	0	0	1	7	9	9.00	1.000

Minnesota Twins @ Washington Nationals

Nationals Park, Washington, DC

Sat Apr 02 2016, 12:07 PM - 3:21 PM EDT

Att. 24,799 - Partly Cloudy - 53 F

livebaseballscorecards.com

AB	40
R	8
H	13
RBI	8
BB	2
SO	9
LOB	16

WP: 1 PA: 42
PB: 0
SB: 1
CS: 1

Batter	1	2	3	4	5	6	7	8	9	10	AB	R	H	RBI	BB	SO	LOB
9 Ben Revere, L (1, 8) 3 Michael Taylor, R (4, 8)	C FF 90 F CU 74 T SL 83 0-2 K ①		B FF 90 B CH 80 F SI 89 B SL 80 X SI 90 3-1 G5-3 ①		S FF 90 X CU 71 0-1 F7 ②		S CH 89 S CH 89 S FF 92 0-3 K ③		X SL 82 0-0 SF8 ② 1-2 2-3 3-H		2	0	0	0	0	1	0
											2	0	0	1	0	1	0
6 Anthony Rendon, R (1, 5) OBP: 0.200, SLG: 0.200	B FF 91 C FF 91 B CH 84 X SI 91 2-1 34 CS 1B		S SL 82 B FF 92 X SL 81 1-1 L5 ②		T FF 90 S FF 91 B FF 90 X CH 81 1-2 F8 ③			X SI 96 0-0 G6-3 ①	B FF 92 X SL 81 1-0 F8 ③		5	0	1	0	0	0	2
34 Bryce Harper, L (1, 9) OBP: 0.600, SLG: 1.333	B FF 91 B FF 91 C CH 84 S SL 86 F SL 85 F CU 74 1 SAFE F FF 92 1 SAFE 2-2 X SL 84 ② 1-2 HR		B CU 71 C CH 83 B FF 91 B FF 91 B SI 91 4-1 11 FC6-4 BB			B CU 71 C CH 80 F SL 81 B FF 90 B FF 90 X CU 74 3-2 G3 ①		B SI 98 C SI 97 B SI 98 C SI 97 B SI 99 B SI 97 4-2 20 S BB		C SI 90 X SI 91 0-1 G4-3 ①	3	1	1	1	2	0	0
11 Ryan Zimmerman, R (1, 3) OBP: 0.200, SLG: 0.200	C SI 90 B FF 90 S SL 82 F CH 83 B FF 92 X SI 91 2-2 E6 20 BB		S SL 84 1 SAFE B FF 92 B SI 91 S SL 83 X SL 83 2-2 FC6-4 ③ 1-2f			B FF 89 C CH 82 F SI 91 X SL 83 1-2 20 WP 1B		C SL 84 1 SAFE F SI 98 S SL 85 0-3 K ②		B SI 91 B SI 91 X SI 91 2-0 E4 20 2B	5	1	1	0	0	1	2
20 Daniel Murphy, L (1, 4) OBP: 0.800, SLG: 2.000	B SI 91 B CH 83 F CH 84 B SI 91 B SI 90 4-1 1-2 BB			B FF 90 B SI 89 X FF 89 2-0 HR		D SL 81 B CH 83 C CH 82 B SL 82 C SL 83 B SI 92 4-2 1-2 BB		F SI 96 B SL 85 1 SAFE S SL 82 B SL 86 D SL 85 S SL 85 3-3 K ③ 1-2		B SI 91 B SI 91 B SI 90 C SI 90 X FF 91 3-1 2-H 2B	3	1	2	2	2	1	1
28 Jayson Werth, R (1, 7)	S FF 91 B FF 92 C FF 92 S SL 84 1-3 K ③			C SL 81 X SL 89 0-1 F8 ①		C FF 91 S FF 91 B SI 91 X SI 91 1-2 F9 ②			B FF 92 B SL 81 B FF 93 B FF 92 4-0 8 1B 40 1B 3 SF8 BB	C SI 90 B CH 89 X SI 90 1-1 G6-3 ②	4	1	0	0	1	1	5
40 Wilson Ramos, R (1, 2) OBP: 0.400, SLG: 0.400		C SL 80 B SL 84 B SI 90 X SL 82 2-1 G5-3 ①		F SI 88 X SL 82 0-1 8 G6-4-3 1B		F SL 83 F FF 91 X FF 91 0-2 F9 ③			C FF 92 T SL 82 B FF 93 F FF 93 X FF 94 1-2 3 SF8 8 1B 1-2 1B	B SI 91 B CU 76 C SI 91 B CH 90 T SI 91 S SI 91 3-3 K ③	5	0	2	0	0	1	3
8 Danny Espinosa, S (1, 6) OBP: 0.250, SLG: 0.250		B SI 90 X FF 91 1-0 L6 ②		B CH 82 X CH 83 1-0 G6-4-3 ②③ 1-2f			M CH 88 C CH 88 F CH 89 S FF 92 0-3 K ①		B FF 91 L FF 91 L FF 90 X SL 81 1-2 3 SF8 1-2 2-3 1B		4	0	1	0	0	1	1
31 Max Scherzer, R (1, 1) 73 Felipe Vázquez, L (8, 1) 27 Shawn Kelley, R (8, 1) 46 Oliver Pérez, L (8, 1) 10 Stephen Drew, L (9, PH) 45 Blake Treinen, R (9, 1) 58 Jonathan Papelbon, R (10, 1)		C FF 92 B FF 91 C SL 82 F SL 83 F FF 92 S SL 82 1-3 K ③		C FF 88 C FF 89 B SL 81 C SL 80 1-3 K ①			S FF 92 B FF 93 T FF 92 C FF 92 1-3 K ②		C SL 80 S FF 92 B FF 92 B FF 93 C SL 82 2-3 K ①		3 0 0 0 1 0 0	0 0 0 0 0 0 0	0 0 0 0 0 0 0	0 0 0 0 0 0 0	0 0 0 0 1 0 0	3 0 0 0 3 0 0	0 0 0 0 0 0 0
Inning Stats	R: 1 E: 1 K: 2 S: 19 H: 2 LOB: 2 BB: 1 P: 30	R: 0 E: 0 K: 1 S: 8 H: 0 LOB: 0 BB: 0 P: 12	R: 0 E: 0 K: 0 S: 8 H: 0 LOB: 1 BB: 1 P: 18	R: 1 E: 0 K: 0 S: 6 H: 2 LOB: 0 BB: 0 P: 9	R: 0 E: 0 K: 1 S: 8 H: 0 LOB: 0 BB: 0 P: 10	R: 0 E: 0 K: 0 S: 14 H: 1 LOB: 2 BB: 1 P: 23	R: 0 E: 0 K: 3 S: 10 H: 0 LOB: 0 BB: 0 P: 11	R: 0 E: 0 K: 2 S: 9 H: 0 LOB: 1 BB: 1 P: 16	R: 1 E: 0 K: 1 S: 12 H: 2 LOB: 2 BB: 1 P: 21	R: 1 E: 1 K: 1 S: 10 H: 1 LOB: 1 BB: 0 P: 19	1B: 5 2B: 1 3B: 0 HR: 2 SF: 1 SAC: 0 DP: 1 HBP: 0	WP: 1 PB: 0 SB: 1 CS: 1 PA: 43					

PITCHER		IP	WLS	BF	H	R	ER	SO	BB	IBB	HBP	BLK	WP	HR	S	P	ERA	WHIP
49 Julio Teheran, R ERA: 3.0	(1, 1)	6.0		25	5	2	2	4	3	0	0	0	1	2	63	102	3.00	1.333
58 Dan Winkler, R ERA:	(7, 1)	1.0		3	0	0	0	3	0	0	0	0	0	0	10	11	0.00	0.000
38 Arodys Vizcaíno, R ERA:	(8, 1)	1.0		4	0	0	0	2	1	0	0	0	0	0	9	16	0.00	1.000
39 Jason Grilli, R ERA: 9.0	(9, 1)	1.0	B	6	2	1	1	1	1	0	0	0	0	0	12	21	9.00	3.000
34 Eric O'Flaherty, L ERA:	(10, 1)	0.1	L	3	1	1	0	0	0	0	0	0	0	0	5	10	0.00	3.000

PITCHER		IP	WLS	BF	H	R	ER	SO	BB	IBB	HBP	BLK	WP	HR	S	P	ERA	WHIP
53 Jim Johnson, R ERA:	(10, 1)	0.2		2	0	0	0	1	0	0	0	0	0	0	5	9	0.00	0.000

TOP

Washington Nationals @ Atlanta Braves

Turner Field, Atlanta, GA

Mon Apr 04 2016, 4:14 PM - 7:36 PM EDT

Att. 48,282 - Sunny - 75 F

livebaseballscorecards.com

AB	37
R	4
H	8
RBI	4
BB	5
SO	11
LOB	17

Batter	1	2	3	4	5	6	7	8	9	10	AB	R	H	RBI	BB	SO	LOB
11 Ender Inciarte, L (1, 8) OBP: 0.400, SLG: 0.250	B FF 92 C FF 94 F FF 93 B CU 80 X FF 94 2-2 ① F8		C CU 78 B CU 80 F FF 95 B SL 88 F SL 88 B FF 96 F CH 87 B CH 87 4-2 BB			M CH 83 X FF 94 0-1 ① P6		S FF 95 D SL 80 T FF 96 D FF 96 B SL 80 F FF 94 X FF 93 3-2 13 BB 5 HBP 1B 1-2		C FF 90 B FF 91 C FF 91 S FS 86 1-3 ② K	4	0	1	0	1	1	0
1 Erick Aybar, S (1, 6) OBP: 0.200, SLG: 0.200	F FF 94 B FF 95 S SL 88 F SL 87 B FF 96 X CU 78 2-2 ② G4-3		1 SAFE C FF 94 C FF 94 X CH 85 0-2 ③ G1-3			B FF 93 X FF 94 1-0 1B		F FF 94 X CH 84 0-1 ② F4		C FF 91 B FF 91 X FS 84 1-1 ③ G3	5	0	1	0	0	0	3
5 Freddie Freeman, L (1, 3) OBP: 0.500, SLG: 1.333	B FF 95 B CH 87 S FF 95 S FF 96 X FF 96 2-2 HR			B CH 86 C FF 95 B CH 87 S FF 96 S SL 90 2-3 ① K		1 SAFE X FF 94 0-0 ② P5		B FF 96 B SL 80 B FF 96 C FF 95 C FF 95 H FF 97 4-2 13 BB 1-2 2-3 HBP			3	1	1	1	0	1	1
13 Adonis García, R (1, 5) OBP: 0.500, SLG: 1.333	S FF 94 X SL 85 0-1 ③ G6-3			C SL 85 S FF 94 F FF 95 X SL 86 0-2 HR		S FF 94 S SL 87 B FF 95 T FF 95 1-2 ③ K		D SL 82 D SL 82 D FF 91 B FF 90 4-0 1-2 2-3 3-H BB			3	1	1	2	1	1	1
22 Nick Markakis, L (1, 9)		F FF 93 X CU 79 0-1 ① P5		C CU 78 C SL 87 B FF 94 B SL 89 S FF 96 2-3 ② K			F FF 92 F CH 86 B CU 79 F FF 96 B CU 77 F FF 94 B SL 90 B FF 95 4-2 28 G5-4-3 BB	C SI 92 B SL 80 C SL 79 T SL 81 1-2 ③ K			3	0	0	0	1	2	3
28 Héctor Olivera, R (1, 7) 39 Jason Grilli, R (9, 1) 24 Kelly Johnson, L (9, PH) 34 Eric O'Flaherty, L (10, 1) 53 Jim Johnson, R (10, 1)		C FF 95 F FF 94 B SL 86 B SL 86 S SL 86 2-3 ② K		B FF 94 F SL 84 C FF 95 F FF 95 B FF 95 B FF 96 X SL 85 3-2 ③ P3			C SL 85 X SL 84 0-1 ① ② G5-4-3 1-2f	B SI 96 B SI 94 B SI 93 B SI 95 4-0 15 G6-3 BB			3 0 0 0 0	0 0 0 0 0	0 0 0 0 0	0 0 1 0 0	0 0 0 0 0	1 0 0 0 0	1 0 0 0 0
15 A.J. Pierzynski, L (1, 2)		B CU 79 B FF 95 F CH 86 S FF 95 T FF 95 2-2 ③ K			X CU 77 0-0 ① P5		B CH 85 S FF 94 F FF 96 F CH 84 F FF 96 X FF 94 1-2 ③ G3-1		B SI 92 X SI 92 1-0 ① ② G6-3 1-2f		4	0	0	0	0	1	1
8 Jace Peterson, L (1, 4) 7 Gordon Beckham, R (8, PH) (9, 4)			T FF 92 X CH 86 0-1 ① L8		C FF 92 F FF 94 F SL 88 B CU 78 B CH 85 F FF 96 F FF 95 B SL 89 S FF 94 3-3 ② K			C FF 94 S FF 97 S FF 97 0-3 ① K	C SL 86 S SI 94 S SL 87 0-3 ③ K		2 2	0 0	0 0	0 0	0 0	1 2	0 0
49 Julio Teheran, R (1, 1) 58 Dan Winkler, R (7, 1) 38 Arodys Vizcaíno, R (8, 1) 18 Jeff Francoeur, R (8, PH) (9, 7)			B FF 93 X FF 94 1-0 ② P4		F FF 92 S SL 84 S SL 85 0-3 ③ K			F FF 96 B FF 97 B FF 96 S CH 87 B FF 97 F CH 86 B CH 86 4-2 5 HBP 11 1B 13 BB BB		B FF 90 X FF 91 1-0 ① F7	2 0 0 1	0 0 0 1	0 0 0 0	0 0 0 0	1 0 0 1	0 0 0 0	0 0 0 0
Inning Stats	R: 1 H: 1 E: 0 LOB: 0 K: 0 BB: 0 S: 12 P: 18	R: 0 H: 0 E: 0 LOB: 0 K: 2 BB: 0 S: 8 P: 12	R: 0 H: 0 E: 0 LOB: 1 K: 0 BB: 1 S: 10 P: 15	R: 1 H: 1 E: 0 LOB: 0 K: 2 BB: 0 S: 14 P: 21	R: 0 H: 0 E: 0 LOB: 0 K: 2 BB: 0 S: 10 P: 13	R: 0 H: 1 E: 0 LOB: 1 K: 1 BB: 0 S: 7 P: 9	R: 0 H: 0 E: 0 LOB: 0 K: 0 BB: 1 S: 11 P: 16	R: 1 H: 1 E: 0 LOB: 3 K: 2 BB: 2 S: 17 P: 33	R: 0 H: 0 E: 0 LOB: 0 K: 1 BB: 1 S: 4 P: 9	R: 0 H: 0 E: 0 LOB: 0 K: 1 BB: 0 S: 6 P: 9	1B: 2 SF: 0 2B: 1 SAC: 0 3B: 0 DP: 2 HR: 2 HBP: 1						

PITCHER		IP	WLS	BF	H	R	ER	SO	BB	IBB	HBP	BLK	WP	HR	S	P	ERA	WHIP
31 Max Scherzer, R ERA: 2.57	(1, 1)	7.0		25	3	2	2	7	2	0	0	0	0	2	72	104	2.57	0.714
73 Felipe Vázquez, L ERA: 13.5	(8, 1)	0.2		5	1	1	1	1	1	0	1	0	0	0	14	25	13.50	3.000
27 Shawn Kelley, R ERA:	(8, 1)	0.0		1	0	0	0	0	1	0	0	0	0	0	0	4	∞	∞
46 Oliver Pérez, L ERA:	(8, 1)	0.1		1	0	0	0	1	0	0	0	0	0	0	3	4	0.00	0.000
45 Blake Treinen, R ERA:	(9, 1)	1.0	W	3	0	0	0	1	1	0	0	0	0	0	4	9	0.00	1.000

PITCHER		IP	WLS	BF	H	R	ER	SO	BB	IBB	HBP	BLK	WP	HR	S	P	ERA	WHIP
58 Jonathan Papelbon, R ERA:	(10, 1)	1.0	S	3	0	0	0	1	0	0	0	0	0	0	6	9	0.00	0.000

BOTTOM

Washington Nationals @ Atlanta Braves

Turner Field, Atlanta, GA

Mon Apr 04 2016, 4:14 PM - 7:36 PM EDT

Att. 48,282 - Sunny - 75 F

livebaseballscorecards.com

AB	32
R	3
H	4
RBI	3
BB	5
SO	11
LOB	10

WP: 0 PA: 38
PB: 0
SB: 0
CS: 0

Washington Nationals @ Atlanta Braves

Turner Field, Atlanta, GA

Wed Apr 06 2016, 7:10 PM - 10:03 PM EDT

Att. 18,531 - Partly Cloudy - 65 F

TOP

livebaseballscorecards.com

Batter	1	2	3	4	5	6	7	8	9	AB	R	H	RBI	BB	SO	LOB
3 Michael Taylor, R (1, 8)	C FF 92 C FF 93 T FF 94 0-2 ① K		F SL 83 B FF 92 X SL 83 1-1 ② F9			F FF 92 F FF 92 X FF 93 0-2 ① G4-3	B SL 85 B FF 93 F FF 94 B FF 93 S SL 85 C FF 93 3-3 ③ K			4	0	0	0	0	2	2
6 Anthony Rendon, R (1, 5) OBP: 0.222, SLG: 0.125	B SI 93 B FF 93 B SI 93 B FF 93 4-0 BB		D SL 84 D SL 85 X FF 93 2-0 ③ F8			F SL 83 X SL 82 0-1 ② G6-3		B FF 93 B FF 93 F FF 92 B FF 93 F FF 92 X FF 94 3-2 ① F9		3	0	0	0	1	0	1
34 Bryce Harper, L (1, 9) OBP: 0.444, SLG: 0.714	B FF 93 C FF 93 B SI 93 B FF 92 X FF 93 3-1 ② F7			B CH 85 F FF 94 B SI 94 C FF 94 B CH 85 X SI 94 3-2 11 L8-3 1B		B SL 82 B FF 92 F SL 82 X FF 93 2-1 ③ L8		B FF 94 B CH 84 C FF 94 X FF 94 2-1 ② F9		4	0	1	0	0	0	1
11 Ryan Zimmerman, R (1, 3) OBP: 0.333, SLG: 0.333	C FF 94 B FF 94 S SL 85 B FF 94 X FF 94 2-2 ③ P3			B SL 84 1 SAFE 1 SAFE X FF 92 1-0 ① ② L8-3 1-1			X SL 82 0-0 40 E 28 G3 1B	B SL 84 S SL 82 B SL 85 X SL 81 2-1 1B		4	1	2	0	0	0	2
20 Daniel Murphy, L (1, 4) OBP: 0.444, SLG: 0.857		X FF 92 0-0 ① G3-1		B SI 92 C SI 94 X FF 94 1-1 ③ G4-3			C SI 92 C FF 91 X FF 92 0-2 ① F9	C FF 94 1 SAFE B SI 94 B CH 86 F FF 93 F FF 95 S FF 95 2-3 ③ K		4	0	0	0	0	1	2
28 Jayson Werth, R (1, 7)		C FF 92 B FF 93 F FF 92 B SL 84 F SL 84 X FF 93 2-2 ② G6-3			C SL 82 F FF 93 B FF 94 X FF 92 1-2 ① G6-3		X FF 92 0-0 ② G3 1-2		B FF 93 X FF 92 1-0 ① L4	4	0	0	0	0	0	1
40 Wilson Ramos, R (1, 2) OBP: 0.444, SLG: 0.444		B FF 94 S SL 86 C FF 93 B FF 94 T SL 84 2-2 ③ K			X FF 92 0-0 1B		B FF 93 D FF 93 C FF 91 X SL 80 2-1 E3 21 2B 1B 2-H		F FF 92 T FF 94 B CH 79 F CH 80 F CH 79 F FF 94 S CH 80 1-3 ② K	4	1	2	1	0	2	0
8 Danny Espinosa, S (1, 6) OBP: 0.500, SLG: 0.571			C SI 92 C FF 92 B FF 94 X SL 82 1-2 37 FC1-5-6-1-4-6 2B		B FF 92 T FF 93 B SI 93 X FF 93 2-1 ② P5		I IN 69 I IN 75 I IN 74 I IN 73 4-0 21 2B IBB		B CH 80 X FF 91 1-0 1B	3	1	2	0	1	0	1
37 Stephen Strasburg, R (1, 1) 21 Matthew den Dekker, L (7, PH) OBP: 1.000, SLG: 2.000 27 Shawn Kelley, R (7, 1) 73 Felipe Vázquez, L (7, 1) 25 Clint Robinson, L (9, PH) 58 Jonathan Papelbon, R (9, 1)			L FF 93 X FF 92 0-1 ① FC1-5-6-1-4-6 2-3		B FF 92 C FF 92 C FF 92 F FF 94 S SL 84 1-3 ③ K		S FF 92 B FF 92 B FF 93 X FF 93 2-1 1-H 2-H 2B		C FF 92 B FF 92 1 SAFE X CH 80 1-1 ③ F9	2 1 0 0 1 0	0 0 0 0 0 0	0 1 0 0 0 0	0 2 0 0 0 0	0 0 0 0 0 0	1 0 0 0 0 1	2 0 0 0 1 0
Inning Stats	R: 0 E: 0 K: 1 S: 8 H: 0 LOB: 1 BB: 1 P: 17	R: 0 E: 0 K: 1 S: 8 H: 0 LOB: 0 BB: 0 P: 12	R: 0 E: 0 K: 0 S: 8 H: 1 LOB: 1 BB: 0 P: 12	R: 0 E: 0 K: 0 S: 6 H: 1 LOB: 0 BB: 0 P: 11	R: 0 E: 0 K: 1 S: 10 H: 1 LOB: 1 BB: 0 P: 14	R: 0 E: 0 K: 0 S: 7 H: 0 LOB: 0 BB: 0 P: 9	R: 3 E: 1 K: 1 S: 12 H: 3 LOB: 1 BB: 1 P: 23	R: 0 E: 0 K: 1 S: 11 H: 1 LOB: 1 BB: 0 P: 20	R: 0 E: 0 K: 1 S: 10 H: 1 LOB: 1 BB: 0 P: 14	1B: 6 2B: 3 3B: 0 HR: 0 SF: 0 SAC: 0 DP: 1 HBP: 0						

	AB	34
	R	3
	H	8
	RBI	3
	BB	2
	SO	6
	LOB	13

WP: 0 PA: 36
PB: 0
SB: 0
CS: 0

PITCHER		IP	WLS	BF	H	R	ER	SO	BB	IBB	HBP	BLK	WP	HR	S	P	ERA	WHIP
20 Bud Norris, R ERA: 3.86	(1, 1)	7.0	L	28	6	3	3	4	1	1	0	0	0	0	59	98	3.86	1.000
40 Alexi Ogando, R ERA:	(8, 1)	1.0		4	1	0	0	1	0	0	0	0	0	0	11	20	0.00	1.000
52 John Gant, R ERA:	(9, 1)	1.0		4	1	0	0	1	0	0	0	0	0	0	10	14	0.00	1.000

PITCHER	IP	WLS	BF	H	R	ER	SO	BB	IBB	HBP	BLK	WP	HR	S	P	ERA	WHIP

Batter	1	2	3	4	5	6	7	8	9	AB	R	H	RBI	BB	SO	LOB
11 Ender Inciarte, L (1, 8) OBP: 0.444, SLG: 0.286	B F FF 94 B CU 80 B FF 95 C FF 96 F FF 96 B FF 97 4-2 1 G4-6-3 BB		C CU 80 F SL 88 B FF 96 F CU 81 X SL 89 1-2 ② G1-3		C CH 88 B CH 88 F FF 95 X SL 90 1-2 5 CS 1B			C FF 94 S SL 81 B FF 97 F SL 82 B FF 96 F CH 87 B FF 94 X FF 93 3-2 ② G4-3		3	0	1	0	1	0	0
1 Erick Aybar, S (1, 6) OBP: 0.222, SLG: 0.222	F SI 95 ① F SL 89 ② 1 SAFE F FF 94 F CH 89 X FF 94 0-2 G4-6-3 1-2f		B FF 94 C CU 79 L SL 89 F FF 95 B CH 90 B CU 82 X FF 96 3-2 1B		1 SAFE 1 SAFE B FF 94 B CU 80 X FF 93 2-0 ② L7			C FF 94 S SL 80 X FF 95 0-2 ③ L8		4	0	1	0	0	0	2
5 Freddie Freeman, L (1, 3) OBP: 0.250, SLG: 0.571	B FF 96 C CH 89 F CU 80 S CH 90 1-3 ③ K		S SI 93 B SL 90 F FF 95 1 SAFE F FF 95 X CH 88 1-2 ③ G6-3		S SI 95 F CH 89 F FF 94 B CH 87 1-2 ③ CS 1-2	B FF 95 X SL 90 1-0 ① L3			C FF 89 B FF 91 S FF 91 S FS 82 1-3 ① K	4	0	0	0	0	2	1
13 Adonis García, R (1, 5) OBP: 0.625, SLG: 1.000		B FF 95 B FF 95 X FF 95 2-0 28 1B 1B	X SL 87 0-0 ① 1B		B SI 94 C FF 95 B CH 90 S SL 88 B FF 95 X SL 88 3-2 ② L9			B FF 90 X FF 90 1-0 28 FC6-4 22 1B 1B		4	0	3	0	0	0	0
22 Nick Markakis, L (1, 9) OBP: 0.375, SLG: 0.167		X FF 95 0-0 ① L7	B FF 94 S FF 94 B CU 82 B FF 95 B FF 95 4-1 28 BB 15 1B BB		C CU 81 B CH 90 C FF 96 X FF 96 1-2 ③ G4-3			B FF 91 X FF 92 1-0 28 FC6-4 1-2 1B		3	1	1	0	1	0	1
28 Héctor Olivera, R (1, 7) OBP: 0.286, SLG: 0.167 2 Drew Stubbs, R (9, PR)		X SI 94 0-0 1-2 1B	B FF 95 B SI 94 B FF 94 B FF 94 4-0 15 1B 1-2 BB				X FF 90 0-0 ① F8		X SL 79 0-0 ② FC6-4 15 S 1-2f 2-3	3 0	0 0	1 0	0 0	1 0	0 0	2 0
15 A.J. Pierzynski, L (1, 2) OBP: 0.125, SLG: 0.125		C CH 88 F SI 94 S FF 95 0-3 ② K	X SI 93 0-0 ② 1-3 2-H 1B				B SL 79 C FF 94 C FF 94 X CH 87 1-2 ② G5-3		B FF 91 B FF 92 F FF 91 F FS 85 S FF 92 2-3 ③ K 1-2	4	0	1	1	0	2	4
8 Jace Peterson, L (1, 4) 7 Gordon Beckham, R (7, PH) (8, 4)		B CU 81 C CH 88 C FF 95 X CU 81 1-2 ③ G3-1		F SL 88 F CU 81 S CU 81 0-3 ③ K			S FF 94 B CH 86 B CH 85 F FF 94 C FF 95 2-3 ③ K			2 1	0 0	0 0	0 0	0 0	1 1	3 0
20 Bud Norris, R (1, 1) 40 Alexi Ogando, R (8, 1) 18 Jeff Francoeur, R (8, PH) 52 John Gant, R (9, 1)			C FF 94 T FF 94 F CU 81 B FF 95 S SL 89 1-3 ① K		X FF 93 0-0 ① G5-3			C FF 93 F FF 93 S FF 95 0-3 ① K		2 0 1 0	0 0 0 0	0 0 0 0	0 0 0 0	1 0 1 0	0 0 0 0	0 0 0 0
Inning Stats	R: 0 E: 0 K: 1 S: 11 H: 0 LOB: 0 BB: 1 P: 16	R: 0 E: 0 K: 1 S: 9 H: 2 LOB: 2 BB: 0 P: 12	R: 0 E: 0 K: 1 S: 16 H: 1 LOB: 1 BB: 0 P: 22	R: 1 E: 0 K: 1 S: 6 H: 2 LOB: 1 BB: 2 P: 14	R: 0 E: 0 K: 0 S: 8 H: 1 LOB: 0 BB: 0 P: 12	R: 0 E: 0 K: 0 S: 7 H: 0 LOB: 0 BB: 0 P: 12	R: 0 E: 0 K: 1 S: 7 H: 0 LOB: 0 BB: 0 P: 10	R: 0 E: 0 K: 1 S: 11 H: 0 LOB: 0 BB: 0 P: 14	R: 0 E: 0 K: 2 S: 9 H: 2 LOB: 3 BB: 0 P: 14	1B: 8 2B: 0 3B: 0 HR: 0	SF: 0 SAC: 0 DP: 1 HBP: 0			WP: 0 PB: 0 SB: 1 CS: 1	PA: 35		

PITCHER		IP	WLS	BF	H	R	ER	SO	BB	IBB	HBP	BLK	WP	HR	S	P	ERA	WHIP
37 Stephen Strasburg, R ERA: 1.5	(1, 1)	6.0	W	23	6	1	1	4	3	0	0	0	0	0	57	88	1.50	1.500
27 Shawn Kelley, R ERA:	(7, 1)	0.1	H	1	0	0	0	0	0	0	0	0	0	0	1	1	0.00	0.000
73 Felipe Vázquez, L ERA: 3.86	(7, 1)	1.2	H	5	0	0	0	2	0	0	0	0	0	0	17	23	0.00	0.000
58 Jonathan Papelbon, R ERA:	(9, 1)	1.0	S	5	2	0	0	2	0	0	0	0	0	0	9	14	0.00	2.000

PITCHER	IP	WLS	BF	H	R	ER	SO	BB	IBB	HBP	BLK	WP	HR	S	P	ERA	WHIP

BOTTOM

Washington Nationals @ Atlanta Braves

Turner Field, Atlanta, GA

Wed Apr 06 2016, 7:10 PM - 10:03 PM EDT

Att. 18,531 - Partly Cloudy - 65 F

livebaseballscorecards.com

AB	31
R	1
H	8
RBI	1
BB	3
SO	8
LOB	13

Batter	1	2	3	4	5	6	7	8	9	AB	R	H	RBI	BB	SO	LOB
9 Dee Strange-Gordon, L (1, 4) OBP: 0.438, SLG: 0.667	C SI 91 T SI 92 X SI 91 0-2 ① P6	B FF 91 B SI 92 B SI 91 C SI 92 B SI 92 4-1 13 G6-3 BB		B CH 81 L CH 80 C SI 92 B SI 92 X CU 76 2-2 ① G6-3	F CH 81 X FF 89 0-1 ③ L8			F SI 90 B SI 90 C SL 79 F SL 80 S SL 79 1-3 ① K2-3		4	0	0	0	1	1	1
13 Marcell Ozuna, R (1, 8) OBP: 0.200, SLG: 0.143	X SI 93 0-0 ② 27 1B 21 1B 14 1B 1B	1 SAFE 1 SAFE C SI 93 1 SAFE C SI 93 D SL 82 X SI 94 1-2 ② G6-3 1-2		B SL 84 S SL 85 C SI 93 S SI 94 1-3 ② K		X FC 87 0-0 ① L8		F FF 91 B SL 78 F SI 91 S SL 79 1-3 ② K		5	1	1	0	0	2	1
21 Christian Yelich, L (1, 7) OBP: 0.533, SLG: 0.444	B SI 90 F SI 93 1 SAFE S CU 77 B SI 91 B CU 78 X SI 93 3-2 27 1B 14 1B 1-2 1B	C CH 84 B SI 92 D CH 83 B SI 93 B CH 84 4-1 BB		C SI 92 B CH 84 C CH 84 B SI 92 B SI 94 F CU 77 F SI 92 D SI 93 4-2 27 1B BB		B SL 85 B CH 79 X SL 86 2-0 ② F8		C SL 79 B FF 92 B FF 90 B SL 80 B SI 91 4-1 BB		2	1	1	0	3	0	0
27 Giancarlo Stanton, R (1, 9) OBP: 0.333, SLG: 0.538	B SL 86 C FF 92 F SI 91 B SL 84 B FF 93 X SI 93 3-2 14 1B 11 1B 1-2 2-3 1B	C SI 94 F SI 92 X SI 94 0-2 ③ G4-3		B SL 85 X SL 86 1-0 14 FC5-4 1-2 1B		B FF 87 X CU 75 1-0 ③ P5		1 SAFE S FF 89 F SL 81 F SL 82 S SL 81 0-3 ③ K		5	1	2	0	0	1	3
14 Martín Prado, R (1, 5) OBP: 0.357, SLG: 0.308	C SI 92 S SI 92 B CU 77 X SI 94 2-1 11 1B 1-2 2-H 3-H 1B		C SI 90 S CU 73 B CH 82 X SI 91 1-2 41 G1-6-3 1B	B SL 86 C SI 93 S SL 87 B SL 84 F SI 94 X SI 92 2-2 ③ FC5-4 1-2f			C FF 88 B CU 73 C FF 88 F SL 87 B SI 88 X FF 90 2-2 ① F9		C FF 89 F FF 89 B FF 89 F FF 89 B SL 82 B SL 81 X FF 89 3-2 ① G5-3	5	0	2	2	0	0	2
41 Justin Bour, L (1, 3) OBP: 0.385, SLG: 0.583 19 Miguel Rojas, R (8, 3)	C SI 93 X CH 83 0-1 ② F5		X CH 80 0-0 ① ② G1-6-3 1-2f		C FF 88 F CH 80 X FF 87 0-2 3 G3 35 1B 2B		C FF 89 B FF 90 S SL 86 B FF 91 X FF 91 2-2 11 G6-3 3 2B 2B		S SL 79 C SL 79 F FF 91 F SL 81 X SL 83 0-2 ② P4	4 1	2 0	2 0	0 0	0 0	0 0	3 0
11 J.T. Realmuto, R (1, 2) OBP: 0.214, SLG: 0.286	D SL 85 B SL 83 X SI 93 2-0 1-3 2-H 1B		C SI 92 S CH 81 B SI 92 B CU 76 X SL 86 2-2 3 E 3 S 3 1B 1B	F FF 88 B SL 84 C FF 87 D CU 75 X FF 90 2-2 ① F9		C FF 89 B CU 74 X FF 90 1-1 ② G6-3 2-3		B FF 90 B FF 90 X FF 90 2-0 ③ G5-3	5	1	2	1	0	0	2
3 Adeiny Hechavarría, R (1, 6) OBP: 0.385, SLG: 0.636	B SI 91 C SL 83 F SL 84 B SI 91 F CU 78 X SI 92 2-2 ③ G4-1		C SI 92 1 SAFE S SI 92 D CU 78 F SL 87 B SL 85 X SI 90 2-2 1-H 1B	B SL 84 B FF 88 C SL 85 X FF 88 2-1 ② G3 2-3		F SL 86 B SL 87 X FF 91 1-1 3-H 2B			4	0	2	2	0	0	3
61 Adam Conley, L (1, 1) 35 David Phelps, R (2, 1) OBP: 0.500, SLG: 0.500 57 Bryan Morris, L (6, 1) 17 Craig Breslow, L (7, 1) 44 AJ Ramos, R (9, 1)		B SI 87 S SI 89 B SI 89 C SI 89 F SI 90 C SI 91 2-3 ① K	C SI 92 S SL 85 D SL 85 C SI 92 1-3 ③ K	B SL 83 C CH 84 X SL 83 1-1 3-H 1B			T FF 89 C FF 89 C FF 90 0-3 ③ K		1 2 1 0 0	0 0 0 0 0	0 1 0 0 0	0 1 0 0 0	1 1 1 0 0	0 1 1 0 0	0 1 1 0 0
Inning Stats	R: 3 E: 0 K: 0 S: 19 H: 5 LOB: 2 BB: 0 P: 31	R: 0 E: 0 K: 1 S: 12 H: 0 LOB: 2 BB: 2 P: 23	R: 1 E: 0 K: 1 S: 14 H: 3 LOB: 1 BB: 0 P: 20	R: 0 E: 0 K: 1 S: 15 H: 1 LOB: 2 BB: 1 P: 25	R: 1 E: 0 K: 0 S: 12 H: 2 LOB: 1 BB: 0 P: 17	R: 0 E: 0 K: 0 S: 3 H: 0 LOB: 0 BB: 0 P: 6	R: 1 E: 0 K: 1 S: 14 H: 2 LOB: 1 BB: 0 P: 20	R: 0 E: 0 K: 3 S: 12 H: 0 LOB: 1 BB: 1 P: 18	R: 0 E: 0 K: 0 S: 10 H: 0 LOB: 0 BB: 0 P: 15	1B: 10 2B: 3 3B: 0 HR: 0	SF: 0 SAC: 0 DP: 1 HBP: 0					

PITCHER		IP	WLS	BF	H	R	ER	SO	BB	IBB	HBP	BLK	WP	HR	S	P	ERA	WHIP
57 Tanner Roark, R ERA: 6.75	(1, 1)	4.0	L	23	9	4	3	3	3	0	0	0	0	0	60	99	6.75	3.000
52 Yusmeiro Petit, R ERA: 4.5	(5, 1)	2.0		8	2	1	1	0	0	0	0	0	0	0	15	23	4.50	1.000
18 Matt Belisle, R ERA: 9.0	(7, 1)	1.0		5	2	1	1	1	0	0	0	0	0	0	14	20	9.00	2.000
46 Oliver Pérez, L ERA:	(8, 1)	0.2		3	0	0	0	2	1	0	0	0	0	0	8	14	0.00	1.500
27 Shawn Kelley, R ERA:	(8, 1)	1.1		4	0	0	0	1	0	0	0	0	0	0	14	19	0.00	0.000

PITCHER	IP	WLS	BF	H	R	ER	SO	BB	IBB	HBP	BLK	WP	HR	S	P	ERA	WHIP

TOP

Miami Marlins @ Washington Nationals

Nationals Park, Washington, DC

Thu Apr 07 2016, 4:07 PM - 9:05 PM EDT

Att. 41,650 - Cloudy - 61 F

livebaseballscorecards.com

AB	39
R	6
H	13
RBI	6
BB	4
SO	7
LOB	17

MIAMI

PA: 43

WP: 0
PB: 0
SB: 1
CS: 0

Miami Marlins @ Washington Nationals

Nationals Park, Washington, DC

Thu Apr 07 2016, 4:07 PM - 9:05 PM EDT

Att. 41,650 - Cloudy - 61 F

livebaseballscorecards.com

BOTTOM

Batter	1	2	3	4	5	6	7	8	9	AB	R	H	RBI	BB	SO	LOB
3 Michael Taylor, R (1, 8)	L4	F9			F8	K		FC6-4 1-2f		5	0	0	0	0	1	4
6 Anthony Rendon, R (1, 5) OBP: 0.286, SLG: 0.308	34 WP 20 3B 2B	K			34 E 1B		F8	K		5	1	2	0	0	2	2
34 Bryce Harper, L (1, 9) OBP: 0.500, SLG: 0.900	11 BB 20 3B 2-3 BB		G4-3		1-2 BB		HR		F8	3	2	1	1	2	0	0
11 Ryan Zimmerman, R (1, 3) OBP: 0.429, SLG: 0.417	20 3B 1-2 BB		2B		F9		G6-3		20 DI BB	3	1	1	0	2	0	2
28 Jayson Werth, R (1, 7) 27 Shawn Kelley, R (8, 1) 21 Matthew den Dekker, L (9, PH) OBP: 0.500, SLG: 1.000	K	K			G4-3		20 1B BB		P5	3 0 1	0 0 0	0 0 0	0 0 0	1 0 0	2 0 0	6 0 1
20 Daniel Murphy, L (1, 4) OBP: 0.500, SLG: 0.909	1-H 2-H 3-H 3B	K2-3				40 S BB	1-2 40 FC6-4 1B		K	4	0	2	3	1	2	2
40 Wilson Ramos, R (1, 2) OBP: 0.308, SLG: 0.308	K		G5-3			K 1-2	FC6-4 1-2f			4	0	0	0	0	2	4
8 Danny Espinosa, S (1, 6) OBP: 0.500, SLG: 0.444		57 SH3-4 BB	L9			BB			P4	2	0	0	0	2	0	0
57 Tanner Roark, R (1, 1) 10 Stephen Drew, L (4, PH) 52 Yusmeiro Petit, R (5, 1) 25 Clint Robinson, L (6, PH) 18 Matt Belisle, R (7, 1) 46 Oliver Pérez, L (8, 1) 14 Chris Heisey, R (8, 7)		SH3-4 1-2	L8			K		3 FC6-4 BB		0 1 0 1 0 0 0	0 0 0 0 0 0 0	0 0 0 0 0 0 0	0 0 0 0 0 0 1	0 0 0 0 0 0 0	0 0 0 1 0 0 0	0 0 0 2 0 0 0
Inning Stats	R: 3 E: 0 K: 2 S: 15 H: 2 LOB: 1 BB: 2 P: 31	R: 0 E: 0 K: 1 S: 9 H: 0 LOB: 1 BB: 1 P: 17	R: 0 E: 0 K: 2 S: 12 H: 1 LOB: 1 BB: 0 P: 18		R: 0 E: 0 K: 0 S: 6 H: 0 LOB: 0 BB: 0 P: 8	R: 0 E: 1 K: 0 S: 9 H: 1 LOB: 2 BB: 1 P: 16	R: 0 E: 0 K: 3 S: 15 H: 0 LOB: 2 BB: 2 P: 29	R: 1 E: 0 K: 0 S: 13 H: 2 LOB: 2 BB: 1 P: 25	R: 0 E: 0 K: 1 S: 8 H: 0 LOB: 1 BB: 1 P: 17	R: 0 E: 0 K: 1 S: 8 H: 0 LOB: 1 BB: 1 P: 13	1B: 2 2B: 2 3B: 1 HR: 1	SF: 0 SAC: 1 DP: 0 HBP: 0					

AB	32
R	4
H	6
RBI	4
BB	9
SO	10
LOB	23

WP: 1 PA: 42
PB: 0
SB: 1
CS: 0

PITCHER	IP	WLS	BF	H	R	ER	SO	BB	IBB	HBP	BLK	WP	HR	S	P	ERA	WHIP
61 Adam Conley, L (1, 1) ERA: 27.0	1.0		7	2	3	3	2	2	0	0	0	1	0	15	31	27.00	4.000
35 David Phelps, R (2, 1) ERA:	4.0	W	16	2	0	0	3	2	0	0	0	0	0	36	59	0.00	1.000
57 Bryan Morris, R (6, 1) ERA: 10.13	1.2	H	9	1	1	1	3	3	0	0	0	0	1	24	48	5.40	2.400
17 Craig Breslow, L (7, 1) ERA: 3.86	1.1	H	6	1	0	0	1	1	0	0	0	0	0	12	23	0.00	1.500
44 AJ Ramos, R (9, 1) ERA:	1.0	S	4	0	0	0	1	1	0	0	0	0	0	8	13	0.00	1.000

PITCHER	IP	WLS	BF	H	R	ER	SO	BB	IBB	HBP	BLK	WP	HR	S	P	ERA	WHIP

Batter	1	2	3	4	5	6	7	8	9	AB	R	H	RBI	BB	SO	LOB
9 Dee Strange-Gordon, L (1, 4) OBP: 0.450, SLG: 0.737	X SI 95 0-0 27 1B 3B		B SI 90 B SI 93 B SI 92 C SI 93 C CH 87 X SI 94 3-2 ② G6-3			S SL 81 B SL 83 X SL 82 1-1 21 CS 1B		X SI 96 0-0 ③ G6-3		4	1	2	0	0	0	0
13 Marcell Ozuna, R (1, 8) OBP: 0.158, SLG: 0.111	B SL 85 T SI 93 X SI 93 1-1 ① L4		B SL 85 C SI 93 C SI 93 B SL 85 S SI 94 2-3 ③ K			1 SAFE 1 SAFE C SI 90 1 SAFE C SI 92 S SL 83 0-3 ① K			C FF 88 C FF 90 X FF 89 0-2 ① F8	4	0	0	0	0	2	2
21 Christian Yelich, L (1, 7) OBP: 0.579, SLG: 0.727	B SI 94 C SI 94 B CH 88 B SI 92 F SI 89 B SI 94 4-2 27 1B BB			C SL 82 B SI 93 B SL 82 X CH 88 2-1 ① F8		1 SAFE 1 SAFE B SI 92 1 SAFE B SI 91 S CH 85 1 SAFE B SI 91 F SI 93 4-2 ② D SL 84 1-2 BB			C FS 88 B FS 82 B FF 88 B FS 83 X FF 88 3-1 HR	2	1	1	1	2	0	0
27 Giancarlo Stanton, R (1, 9) OBP: 0.316, SLG: 0.471	B SL 84 B SL 84 F SI 93 B SL 84 C SI 93 X SL 83 3-2 14 G6-4-3 1-2 3-H 1B			B SI 94 B SI 94 X SL 83 2-0 ② G5-3		D SL 84 C SI 91 S SI 91 1 SAFE X SI 92 1-2 ③ F9			B FF 89 C FF 88 F SL 77 S SL 77 1-3 ② K	4	0	1	1	0	1	1
14 Martín Prado, R (1, 5) OBP: 0.389, SLG: 0.471	B SI 94 F SI 93 X SI 93 1-1 ② ③ G6-4-3 1-2f			C SI 94 X SI 94 0-1 3B			C SI 91 B SL 85 C SL 84 C SL 84 1-3 ① K		C FF 88 B SL 76 X SL 77 1-1 32 DI 1B	4	0	2	0	0	1	2
41 Justin Bour, L (1, 3) OBP: 0.313, SLG: 0.467 45 Chris Narveson, L (7, 1) 36 Edwin Jackson, R (7, 1) 33 Dustin McGowan, R (8, 1) 32 Derek Dietrich, L (9, PH) OBP: 0.667, SLG: 1.000		B SI 92 B CH 88 F SI 92 B SI 91 X SI 93 3-1 ① P5		B CH 88 C SI 93 B SL 82 B SI 91 X CH 88 3-1 ③ F8			B SL 82 X CH 88 1-0 ② P5		F FF 89 F FF 91 D FS 84 X FS 85 1-2 ③ G4-3 1-2	3 0 0 0 1	0 0 0 0 0	0 0 0 0 0	0 0 0 0 0	0 0 0 0 0	0 0 0 0 0	1 0 0 0 1
11 J.T. Realmuto, R (1, 2) OBP: 0.235, SLG: 0.294		X SI 93 0-0 ② G4-3			C SL 83 C SI 93 F SI 92 B SL 84 B SI 92 X SI 91 2-2 3 G4-6-3 1B		B SL 84 C SI 93 X SI 92 1-1 ③ G6-3			3	0	1	0	0	0	0
3 Adeiny Hechavarría, R (1, 6) OBP: 0.313, SLG: 0.500		C SI 94 C SI 92 B SL 84 C SI 96 1-3 ③ K			1 SAFE F SI 91 B SL 84 1 SAFE X SI 92 1-1 ① ② G4-6-3 1-2f			C SI 95 X SI 95 0-1 ① G6-3		3	0	0	0	0	1	1
34 Tom Koehler, R (1, 1) 12 Chris Johnson, R (7, 3)			B SI 94 C SI 92 C SI 93 S SL 84 1-3 ① K2-3		S SI 93 B SI 94 B SI 92 F SI 92 X SL 84 2-2 ③ G4-3			B SI 95 F SI 95 B SI 95 C SI 94 F SI 94 S SL 85 2-3 ② K2-3		2 1	0 0	0 0	0 0	0 0	1 1	0 0
Inning Stats	R: 1 E: 0 K: 0 S: 10 H: 2 LOB: 1 BB: 1 P: 19	R: 0 E: 0 K: 1 S: 6 H: 0 LOB: 0 BB: 0 P: 10	R: 0 E: 0 K: 2 S: 9 H: 0 LOB: 0 BB: 0 P: 15	R: 0 E: 0 K: 0 S: 7 H: 1 LOB: 1 BB: 0 P: 14	R: 0 E: 0 K: 0 S: 9 H: 1 LOB: 0 BB: 0 P: 14	R: 0 E: 0 K: 1 S: 10 H: 1 LOB: 1 BB: 1 P: 16	R: 0 E: 0 K: 1 S: 6 H: 0 LOB: 0 BB: 0 P: 9	R: 0 E: 0 K: 1 S: 7 H: 0 LOB: 0 BB: 0 P: 9	R: 1 E: 0 K: 1 S: 13 H: 2 LOB: 1 BB: 0 P: 19	1B: 4 2B: 0 3B: 2 HR: 1 SF: 0 SAC: 0 DP: 2 HBP: 0						

PITCHER		IP	WLS	BF	H	R	ER	SO	BB	IBB	HBP	BLK	WP	HR	S	P	ERA	WHIP
41 Joe Ross, R ERA: 1.29	(1, 1)	7.0	W	25	5	1	1	5	2	0	0	0	0	0	57	97	1.29	1.000
45 Blake Treinen, R ERA:	(8, 1)	1.0	H	3	0	0	0	1	0	0	0	0	0	0	7	9	0.00	0.000
58 Jonathan Papelbon, R ERA: 3.0	(9, 1)	1.0	S	5	2	1	1	1	0	0	0	0	0	1	13	19	9.00	2.000

PITCHER	IP	WLS	BF	H	R	ER	SO	BB	IBB	HBP	BLK	WP	HR	S	P	ERA	WHIP

TOP

Miami Marlins @ Washington Nationals

Nationals Park, Washington, DC

Sun Apr 10 2016, 1:36 PM - 4:28 PM EDT

Att. 24,593 - Sunny - 43 F

livebaseballscorecards.com

AB	31
R	2
H	7
RBI	2
BB	2
SO	7
LOB	8

MIAMI

WP: 0 PB: 0 SB: 0 CS: 1 PA: 33

Batter	1	2	3	4	5	6	7	8	9	AB	R	H	RBI	BB	SO	LOB
3 Michael Taylor, R (1, 8) OBP: 0.059, SLG: 0.063	B FF 91 S FF 92 X SL 84 1-1 ① G6-3	X SL 83 0-0 1-2 1B			F FF 91 M CH 85 B SL 85 X SL 85 1-2 ② P3		B CH 84 S CH 84 C SI 92 T SL 84 1-2 ① K	C SL 86 B SL 88 F SI 93 B SI 94 X SL 87 2-2 ② G5-3		5	0	1	0	0	1	0
6 Anthony Rendon, R (1, 5) OBP: 0.368, SLG: 0.444	C FF 92 B FF 93 F KC 77 X KC 78 1-2 34 2B 1B	F FF 92 B FF 93 X KC 77 1-1 ③ P3			X FF 92 0-0 20 1B 2B		B CH 85 C KC 77 F CH 85 X FF 92 1-2 34 2B 28 1B 1B	C SI 93 B SL 88 B SL 86 C SI 93 B SI 92 X SI 92 3-2 ③ G6-3		5	2	3	0	0	0	2
34 Bryce Harper, L (1, 9) OBP: 0.556, SLG: 1.000	B FF 92 D CH 85 S FF 92 X KC 78 2-1 28 BB 1-H 2B		B FF 91 X FF 91 1-0 ① F8		I IN 77 I IN 77 I IN 79 I IN 78 4-0 20 1B IBB		S FC 84 X FC 85 0-1 28 1B 25 1B 1-3 2B			3	1	2	1	1	0	0
20 Daniel Murphy, L (1, 4) OBP: 0.611, SLG: 0.923	B FF 92 B FF 93 C FF 92 D SL 84 F FF 92 D KC 80 4-2 28 BB BB		B KC 77 B CH 85 X FF 92 2-0 28 CS 1B		X KC 78 0-0 28 FC6-4 1-2 2-3 1B		I IN 74 I IN 76 I IN 76 I IN 77 4-0 28 1B 25 1B IBB			2	1	2	0	2	0	0
28 Jayson Werth, R (1, 7) OBP: 0.235, SLG: 0.071	C FF 92 D KC 79 B FF 92 F FF 91 D KC 80 B FF 92 4-2 ② 40 FC5-4 1-2 2-3 BB		C FF 92 B FF 91 1 SAFE F FF 91 D SL 85 F KC 79 S FF 92 2-3 ②③ K 1-2		X KC 78 0-0 ③ FC6-4 1-2f		C FF 91 S FF 91 B FF 94 B SL 88 F SL 86 X FF 92 2-2 25 1B 1-2 2-3 3-H 1B			3	0	1	1	1	1	4
40 Wilson Ramos, R (1, 2) OBP: 0.235, SLG: 0.235	C SL 84 D SL 85 X FF 92 1-1 ③ FC5-4 1-2f			F SI 92 C KC 79 X FF 92 0-2 ① G6-3		X FF 90 0-0 ① G6-3	C SL 87 X FF 92 0-1 ② F6			4	0	0	0	0	0	5
25 Clint Robinson, L (1, 3) OBP: 0.167, SLG: 0.167		C FF 91 C FF 93 X FF 92 0-2 ① G5-3		S KC 79 F FF 92 B KC 80 B KC 80 X CH 86 2-2 ② G4-3		C FF 90 C FF 90 B SL 84 B KC 79 F KC 77 F FF 90 C CH 84 2-3 ② K	T FF 93 C SL 86 B SL 87 F FF 94 B SL 88 F FF 93 D CH 87 X FF 91 3-2 1-3 2-H 3-H 1B			4	0	1	2	0	1	0
8 Danny Espinosa, S (1, 6) OBP: 0.438, SLG: 0.333		B FF 93 F FF 92 T KC 79 B SL 85 S KC 78 2-3 ② K		C FF 92 C FF 92 S FF 92 0-3 ③ K		C KC 76 B FF 92 S CH 83 B FF 92 B KC 79 D CH 84 4-2 BB	B FF 91 F SL 85 F FF 92 F SL 88 B FF 90 X FF 92 2-2 ③ L8			3	0	0	0	1	2	2
41 Joe Ross, R (1, 1) OBP: 0.333, SLG: 0.333 45 Blake Treinen, R (8, 1) 21 Matthew den Dekker, L (8, PH) OBP: 0.333, SLG: 0.667 58 Jonathan Papelbon, R (9, 1)		X FF 92 0-0 3 1B 1B			C FF 91 C KC 76 B KC 79 X FF 92 1-2 ① G4-3		S SL 83 C FF 92 S SL 83 0-3 ③ K	B SI 94 S SI 92 B CH 85 X FF 94 2-1 ① F8		3 0 1 0	0 0 0 0	1 0 0 0	0 0 0 0	0 0 0 0	1 0 0 0	1 0 0 0
Inning Stats	R: 1 H: 2 E: 0 LOB: 2 K: 0 BB: 2 S: 13 P: 26	R: 0 H: 2 E: 0 LOB: 2 K: 1 BB: 0 S: 10 P: 13	R: 0 H: 1 E: 0 LOB: 1 K: 1 BB: 0 S: 6 P: 11	R: 0 H: 0 E: 0 LOB: 0 K: 1 BB: 0 S: 9 P: 11	R: 0 H: 2 E: 0 LOB: 3 K: 0 BB: 1 S: 9 P: 15	R: 0 H: 0 E: 0 LOB: 1 K: 2 BB: 1 S: 11 P: 17	R: 3 H: 4 E: 0 LOB: 2 K: 1 BB: 1 S: 23 P: 36	R: 0 H: 0 E: 0 LOB: 0 K: 0 BB: 0 S: 8 P: 15		1B: 8 SF: 0 2B: 4 SAC: 0 3B: 0 DP: 1 HR: 0 HBP: 0						

PITCHER		IP	WLS	BF	H	R	ER	SO	BB	IBB	HBP	BLK	WP	HR	S	P	ERA	WHIP
34 Tom Koehler, R ERA: 2.84	(1, 1)	6.1	L	29	8	2	2	6	3	1	0	0	0	0	64	101	2.84	1.737
45 Chris Narveson, L ERA: 18.0	(7, 1)	0.0		2	1	0	0	0	0	1	0	0	0	0	2	6	∞	∞
36 Edwin Jackson, R ERA:	(7, 1)	0.2		4	2	2	2	0	0	0	0	0	0	0	15	22	27.00	3.000
33 Dustin McGowan, R ERA:	(8, 1)	1.0		3	0	0	0	0	0	0	0	0	0	0	8	15	0.00	0.000

PITCHER	IP	WLS	BF	H	R	ER	SO	BB	IBB	HBP	BLK	WP	HR	S	P	ERA	WHIP

BOTTOM

Miami Marlins @ Washington Nationals

Nationals Park, Washington, DC

Sun Apr 10 2016, 1:36 PM - 4:28 PM EDT

Att. 24,593 - Sunny - 43 F

livebaseballscorecards.com

AB	33
R	4
H	11
RBI	4
BB	5
SO	6
LOB	14

WP: 0 PA: 38
PB: 0
SB: 0
CS: 1

Batter	1	2	3	4	5	6	7	8	9	AB	R	H	RBI	BB	SO	LOB
17 Mallex Smith, L (1, 8) OBP: 0.333, SLG: 0.333	C FF 93 F FF 94 S CH 87 0-3 K2-3	X FF 95 0-0 22 2B 2-3 1B		C CU 78 F FF 95 F FF 95 D CH 83 X CU 77 1-2 FC6-4 22 CS 1-2f			C SI 91 X FF 89 0-1 22 G6-4-3 1B			3	1	1	0	0	1	1
2 Drew Stubbs, R (4, 8) OBP: 0.357, SLG: 0.500										1	0	1	0	0	0	0
22 Nick Markakis, L (1, 9) OBP: 0.385, SLG: 0.583	X FF 93 0-0 F7	B SL 87 B FF 93 F FF 94 F FF 93 1 SAFE B CH 87 F FF 96 X CU 80 3-2 1-H 3-H 2B		1 SAFE F FF 93 F FF 93 1 SAFE 1 SAFE B FF 92 1 SAFE F FF 93 F SL 86 2-2 B FF 93 CS 1-2	B CH 85 X CH 85 1-0 5 G4-3 2B		1 SAFE X FF 94 0-0 G6-4-3 1-2f			4	0	2	2	0	0	1
5 Freddie Freeman, L (1, 3) OBP: 0.360, SLG: 0.278	B FF 94 B FF 94 B CH 86 B FF 94 4-0 13 1B 15 2B BB	I I I I 4-0 IBB			B FF 94 F FF 95 F SL 87 X SL 87 1-2 G4-3 2-3			B FF 94 C FF 93 F FF 94 F CH 85 X SL 79 1-2 F8		2	1	0	0	2	0	1
13 Adonis García, R (1, 5) OBP: 0.458, SLG: 0.474	F FF 93 C FF 94 F SL 87 F FF 94 D CH 85 1 SAFE X SL 86 1-2 15 2B 1B	B SL 86 C FF 94 B FF 94 S FF 95 F FF 96 X FF 97 2-2 L8			F FF 95 B FF 94 F FF 96 S CH 84 1-3 K			T SI 97 X SI 96 0-1 1B		4	1	2	0	0	1	3
15 A.J. Pierzynski, L (1, 2) OBP: 0.125, SLG: 0.188	X CH 86 0-0 1-H 2-H 2B		B CU 78 S FF 93 L CU 79 X FF 95 1-2 G5-3		B FF 93 B CU 81 B FF 95 C FF 93 F SL 88 X FF 95 3-2 G6-3			X SI 94 0-0 F8		4	0	1	2	0	0	2
28 Héctor Olivera, R (1, 7) OBP: 0.238, SLG: 0.263	B FF 94 F FF 94 B FF 95 X SL 87 2-1 G6-3		S FF 93 S FF 94 S SL 84 0-3 K2-3			X SL 83 0-0 G2-3		B SI 95 X SI 94 1-0 G1-3		4	0	0	0	0	1	2
1 Erick Aybar, S (1, 6) OBP: 0.222, SLG: 0.200		C FF 92 C CU 79 F FF 94 B CH 86 B CH 85 C CU 80 2-3 K	X CU 76 0-0 G5-3			C CU 76 F FF 94 B CU 77 F FF 95 F SL 86 F SL 86 S CH 84 1-3 K			B FF 89 B FF 91 B FF 90 C FF 90 C FF 91 X FF 92 3-2 L8	4	0	0	0	0	2	0
8 Jace Peterson, L (1, 4) OBP: 0.133, SLG: 0.133		B FF 94 X FF 93 1-0 17 1B 20 SH2-4 22 2B 1B		F FF 91 X SL 87 0-1 B3		B CU 77 C CU 78 T FF 95 S FF 96 1-3 K			B FF 91 C FF 91 B SL 77 X FF 90 2-1 L7	4	1	1	0	0	1	0
20 Bud Norris, R (1, 1) 39 Jason Grilli, R (6, 1) 24 Kelly Johnson, L (7, PH) OBP: 0.333, SLG: 0.143 34 Eric O'Flaherty, L (7, 1) 40 Alexi Ogando, R (7, 1) 7 Gordon Beckham, R (9, PH) OBP: 0.273, SLG: 0.222		X FF 90 0-0 SH2-4 1-2		B FF 92 B FF 92 B FF 93 C FF 93 B FF 94 4-1 17 FC6-4 BB			C FF 88 F CU 74 B FF 90 X CU 77 1-2 L9		C FF 91 B FF 92 C SL 79 B FF 92 F SL 79 F SL 79 F FF 92 B FF 90 F SL 80 3-2 X FF 92 L9	0 0 1 0 0 1	0 0 0 0 0 0	0 0 0 0 0 0	0 0 0 0 0 0	1 0 0 0 0 0	0 0 0 0 0 0	0 0 0 0 0 0
Inning Stats	R: 2 E: 0 K: 1 S: 12 H: 2 LOB: 1 BB: 1 P: 19	R: 2 E: 0 K: 1 S: 15 H: 3 LOB: 2 BB: 1 P: 27	R: 0 E: 0 K: 1 S: 7 H: 0 LOB: 0 BB: 0 P: 8	R: 0 E: 0 K: 0 S: 11 H: 0 LOB: 0 BB: 1 P: 18	R: 0 E: 0 K: 1 S: 10 H: 1 LOB: 1 BB: 0 P: 16	R: 0 E: 0 K: 2 S: 10 H: 0 LOB: 0 BB: 0 P: 12	R: 0 E: 0 K: 0 S: 6 H: 1 LOB: 0 BB: 0 P: 7	R: 0 E: 0 K: 0 S: 8 H: 1 LOB: 1 BB: 0 P: 10	R: 0 E: 0 K: 0 S: 12 H: 0 LOB: 0 BB: 0 P: 20	1B: 5 2B: 3 3B: 0 HR: 0 SF: 0 SAC: 1 DP: 1 HBP: 0						

PITCHER		IP	WLS	BF	H	R	ER	SO	BB	IBB	HBP	BLK	WP	HR	S	P	ERA	WHIP
31 Max Scherzer, R ERA: 4.15	(1, 1)	6.0	W	26	6	4	4	6	2	1	0	0	0	0	65	100	6.00	1.333
18 Matt Belisle, R ERA: 6.75	(7, 1)	0.1	H	2	1	0	0	0	0	0	0	0	0	0	5	6	0.00	3.000
73 Felipe Vázquez, L ERA: 2.7	(7, 1)	1.0	H	2	0	0	0	0	0	0	0	0	0	0	5	6	0.00	0.000
45 Blake Treinen, R ERA:	(8, 1)	0.2	H	3	1	0	0	0	0	0	0	0	0	0	4	5	0.00	1.500
58 Jonathan Papelbon, R ERA: 2.25	(9, 1)	1.0	S	3	0	0	0	0	0	0	0	0	0	0	12	20	0.00	0.000

PITCHER		IP	WLS	BF	H	R	ER	SO	BB	IBB	HBP	BLK	WP	HR	S	P	ERA	WHIP

TOP

Atlanta Braves @ Washington Nationals

Nationals Park, Washington, DC

Mon Apr 11 2016, 7:06 PM - 10:11 PM EDT

Att. 18,119 - Clear - 72 F

livebaseballscorecards.com

AB	32
R	4
H	8
RBI	4
BB	3
SO	6
LOB	10

PA:	37		
WP:	0	PB:	0
SB:	0	CS:	1

BOTTOM

Atlanta Braves @ Washington Nationals

Nationals Park, Washington, DC

Mon Apr 11 2016, 7:06 PM - 10:11 PM EDT

Att. 18,119 - Clear - 72 F

livebaseballscorecards.com

Batter	1	2	3	4	5	6	7	8	9	AB	R	H	RBI	BB	SO	LOB
3 Michael Taylor, R (1, 8) OBP: 0.136, SLG: 0.143	B FF 92 S FF 93 X FF 93 1-1 11 S 6 S 11 SF8 1B	L SL 83 S CH 84 B SL 84 F SI 93 B SL 83 F CH 85 X FF 92 2-2 ② G6-3		B FF 91 C FF 91 X SL 84 1-1 ① G4-3		S SL 80 F FF 90 F FF 92 B SL 80 B SL 80 S SL 79 2-3 ② K		B SL 82 X SL 81 1-0 E5 1B		5	1	2	0	0	1	0
6 Anthony Rendon, R (1, 5) OBP: 0.333, SLG: 0.391	B FF 92 1 SAFE C SL 84 B SL 84 1 SAFE S FF 92 F SL 84 F FF 93 F FF 93 3-3 B SI 93 S SL 85 ① K 1-2	C FF 92 B FF 93 X CH 83 1-1 1B		X CH 84 0-0 ② L5		B FF 92 B SL 81 X FF 92 2-1 ③ F9		B FF 95 F SI 94 F SI 94 X SL 87 1-2 ② F9		5	0	1	0	0	1	2
34 Bryce Harper, L (1, 9) OBP: 0.522, SLG: 0.813	B FF 94 F FF 94 B SI 94 B SL 85 B SL 85 4-1 11 S 20 HR BB	X CH 84 0-0 ③ G3		B FF 93 X CH 85 1-0 ③ G3			C SI 89 B SI 90 S SI 90 B SL 84 C SI 90 2-3 ① K	I IN 76 I IN 74 I IN 74 I IN 72 4-0 11 S IBB		3	1	0	0	2	1	1
11 Ryan Zimmerman, R (1, 3) OBP: 0.474, SLG: 0.533	C SL 85 C FF 94 F FF 93 X FF 92 0-2 ② SF8 1-2 2-H		C FF 92 B SI 91 S SI 92 X FF 93 1-2 40 1B 20 1B 8 SF7 1B		B SL 81 C FF 92 C FF 92 X SL 82 1-2 28 P3 40 1B 2B		B SL 82 B SI 90 F SI 88 B FF 90 B SI 90 4-1 28 BB 40 1B BB	C FF 94 S FF 95 X FF 96 0-2 ③ G6-3 1-2		3	3	2	1	1	0	2
20 Daniel Murphy, L (1, 4) OBP: 0.591, SLG: 1.000	C SL 84 X FF 93 0-1 2-H HR		C SI 92 X SI 91 0-1 40 1B 1-2 1B		F SL 83 X SL 82 0-1 ① L8		C SI 90 X FF 90 0-1 ② F8			4	1	2	2	0	0	2
28 Jayson Werth, R (1, 7) OBP: 0.286, SLG: 0.063	C SL 83 B FF 93 C FF 93 B SL 84 B SL 82 F FF 93 B SL 84 4-2 40 1B BB		B SI 92 B CH 84 C FF 92 B FF 92 F FF 92 F FF 92 X FF 92 3-2 ① F7		B FF 93 C FF 93 C FF 92 F SI 93 B FF 93 X CH 84 2-2 ② P3 2-3		B FF 93 B FF 93 B FF 93 C FF 93 B FF 95 4-1 40 1B 1-2 BB			2	0	0	0	2	0	3
40 Wilson Ramos, R (1, 2) OBP: 0.381, SLG: 0.381	C FF 93 X FF 93 0-1 1-2 1B		X SI 92 0-0 1-2 2-3 1B		B FF 93 X FF 92 1-0 3-H 1B		B SL 81 F FF 94 X SL 82 1-1 8 FC6 1-2 2-H 1B			4	0	4	2	0	0	0
8 Danny Espinosa, S (1, 6) OBP: 0.350, SLG: 0.267	D CH 85 B FF 92 C SL 85 S SL 84 C FF 92 2-3 ③ K		X SI 92 0-0 ② SF7 3-H		B CH 84 B FF 91 S SL 84 X SL 82 2-1 ③ P4		B SI 94 B SL 82 X FF 93 2-0 ③ FC6 1-2f			3	0	0	1	0	1	5
31 Max Scherzer, R (1, 1) 10 Stephen Drew, L (6, PH) 18 Matt Belisle, R (7, 1) 73 Felipe Vázquez, L (7, 1) 45 Blake Treinen, R (8, 1) 21 Matthew den Dekker, L (8, PH) OBP: 0.250, SLG: 0.500 58 Jonathan Papelbon, R (9, 1)		C FF 91 C FF 92 B FF 92 B SL 84 S SL 83 2-3 ① K	B SL 83 C FF 91 C FF 92 C FF 93 1-3 ③ K			B FF 89 B SL 79 F FF 91 X FF 92 2-2 ① P1		C FF 93 F SI 94 S SL 86 0-3 ① K		2 1 0 0 0 1 0	0 0 0 0 0 0 0	0 0 0 0 0 0 0	0 0 0 0 0 0 0	0 0 0 0 0 1 0	2 0 0 0 0 0 0	2 0 0 0 0 0 0
Inning Stats	R: 3 E: 0 K: 2 S: 23 H: 3 LOB: 2 BB: 2 P: 37	R: 0 E: 0 K: 1 S: 11 H: 1 LOB: 1 BB: 0 P: 16	R: 1 E: 0 K: 1 S: 14 H: 3 LOB: 2 BB: 0 P: 19	R: 0 E: 0 K: 0 S: 4 H: 0 LOB: 0 BB: 0 P: 6	R: 1 E: 0 K: 0 S: 12 H: 2 LOB: 1 BB: 0 P: 18	R: 0 E: 0 K: 1 S: 9 H: 0 LOB: 0 BB: 0 P: 15	R: 1 E: 0 K: 1 S: 10 H: 1 LOB: 2 BB: 2 P: 23	R: 0 E: 1 K: 1 S: 10 H: 1 LOB: 2 BB: 1 P: 16		1B: 9 2B: 1 3B: 0 HR: 1 SF: 2 SAC: 0 DP: 0 HBP: 0			WP: 0 PB: 0 SB: 4 CS: 0 PA: 40		

	AB	R	H	RBI	BB	SO	LOB
	33	6	11	6	5	7	17

PITCHER		IP	WLS	BF	H	R	ER	SO	BB	IBB	HBP	BLK	WP	HR	S	P	ERA	WHIP
20 Bud Norris, R ERA: 6.0	(1, 1)	5.0	L	26	9	5	5	4	2	0	0	0	0	1	64	96	9.00	2.200
39 Jason Grilli, R ERA: 6.75	(6, 1)	1.0		3	0	0	0	1	0	0	0	0	0	0	9	15	0.00	0.000
34 Eric O'Flaherty, L ERA: 13.5	(7, 1)	0.2		3	0	1	1	1	1	0	0	0	0	0	6	12	13.50	1.500
40 Alexi Ogando, R ERA: 2.08	(7, 1)	1.1		8	2	0	0	1	1	1	0	0	0	0	14	27	0.00	2.250

PITCHER	IP	WLS	BF	H	R	ER	SO	BB	IBB	HBP	BLK	WP	HR	S	P	ERA	WHIP

Atlanta Braves @ Washington Nationals

Nationals Park, Washington, DC

Tue Apr 12 2016, 7:08 PM - 9:54 PM EDT

Att. 18,378 - Clear - 61 F

TOP

livebaseballscorecards.com

Batter	1	2	3	4	5	6	7	8	9	AB	R	H	RBI	BB	SO	LOB
17 Mallex Smith, L (1, 8) OBP: 0.250, SLG: 0.143	B FF 90 L FF 89 X SI 90 1-1 ① G3-1		L FF 89 B CU 75 X FF 89 1-1 ① P5		C FF 88 B FF 87 B FF 89 S FF 89 B FF 89 F FF 89 F FF 89 X FF 88 3-2 ② FC1-4 1-2f			B SL 78 B FF 90 B FF 88 B FF 89 4-0 13 1B 22 WP BB	C SL 82 C FF 96 B FF 97 B FF 96 S FF 95 2-3 ③ K	4	0	0	0	1	1	2
22 Nick Markakis, L (1, 9) OBP: 0.367, SLG: 0.519	C FF 91 X FF 90 0-1 ② G3		B FF 87 B FF 89 S FF 88 C FF 89 X FF 90 2-2 ② F8		1 SAFE C CH 86 X FF 87 0-1 ③ F8			1 SAFE 1 SAFE 1 SAFE B SI 88 C SI 89 B SI 89 B FF 90 B SI 88 4-1 13 1B 1-2 BB		3	0	0	0	1	0	1
5 Freddie Freeman, L (1, 3) OBP: 0.345, SLG: 0.238	B FF 91 S FF 92 B CU 76 F FF 91 B FF 93 F FF 92 B FF 89 4-2 BB		F FF 89 B CH 87 B CU 75 B FF 90 F FF 89 X FF 91 3-2 ③ L7			C FF 89 C FF 90 B FF 90 B CU 77 B CH 82 X FF 91 3-2 ① L8		C SI 89 B SL 79 F SI 88 S SL 80 1-3 ① K		3	0	0	0	1	1	2
13 Adonis García, R (1, 5) OBP: 0.464, SLG: 0.478 53 Jim Johnson, R (8, 1) 34 Eric O'Flaherty, L (8, 1) 38 Arodys Vizcaíno, R (8, 1)	X FF 90 0-0 ③ L9			C CH 80 C FF 90 B CH 81 B FF 88 X FF 90 2-2 1 FC4-6 1B		C CH 81 F CH 81 B CH 82 B CH 83 B SI 90 S CH 81 3-3 ② K		D SI 94 S SI 94 B SI 93 S SI 93 X SI 94 2-2 18 G6-4-3 1-2 2-3 1B		4 0 0 0	0 0 0 0	2 0 0 0	0 0 0 0	1 0 0 0	1 0 0 0	1 0 0 0
18 Jeff Francoeur, R (1, 7) OBP: 0.222, SLG: 0.125		F FF 88 X FF 91 0-1 1 E 1B		F SI 88 F FF 89 B FF 90 F CU 76 X CH 81 1-2 ① L8		C FF 90 S FF 90 S CU 78 0-3 ③ K		F SI 94 B SI 94 F SI 93 X SI 96 1-2 ②③ G6-4-3 1-2f		4	0	1	0	0	1	4
1 Erick Aybar, S (1, 6) OBP: 0.194, SLG: 0.172		F SI 90 X CH 81 0-1 FC6 1-2		1 SAFE C CH 79 B CH 79 X FF 88 1-1 ② FC4-6 1-2f			C FF 88 B SL 79 L FF 89 S SL 79 1-3 ① K		C SI 93 C SL 84 S SL 85 0-3 ① K	4	0	0	0	0	2	2
25 Tyler Flowers, R (1, 2) OBP: 0.385, SLG: 0.200		B CU 73 B FF 89 S CH 81 B SI 90 F SI 88 S CH 82 3-3 ① K		F FF 88 B CH 86 1 SAFE F CH 81 B FF 88 1 SAFE C FF 89 2-3 ③ K			B SL 79 X SL 78 1-0 ② P6		C SI 95 B SL 86 B SI 94 F SI 94 S SL 86 2-3 ② K	4	0	0	0	0	3	3
7 Gordon Beckham, R (1, 4) OBP: 0.400, SLG: 0.417 (8, 5)		B SI 90 B SI 90 B SI 89 C FF 88 C SI 89 F SI 90 X SI 90 3-2 ② F9			X CH 87 0-0 17 FC1-4 1B		B FF 90 X FF 90 1-0 2B		B SI 95 B SI 94 C SI 93 B SI 93 B SI 94 4-1 24 DI 24 2B BB	3	1	2	0	1	0	2
43 Jhoulys Chacín, R (1, 1) 8 Jace Peterson, L (7, PH) OBP: 0.125, SLG: 0.125 54 Hunter Cervenka, L (7, 1) 51 Chris Withrow, R (7, 1) 24 Kelly Johnson, L (8, 4) OBP: 0.400, SLG: 0.375		S FF 90 X FF 91 0-1 ③ P4			C CH 85 L CH 85 B CH 85 B CH 88 X CH 87 2-2 ① P4		C FF 91 S SL 82 B SL 79 S SL 81 1-3 ③ K		B FF 96 X FF 95 1-0 1-H 2B	2 1 0 0 1	0 0 0 0 0	0 0 0 0 1	0 0 0 0 1	0 0 0 0 0	0 1 0 0 0	3 1 0 0 0
Inning Stats	R: 0 E: 0 K: 0 S: 8 H: 0 LOB: 1 BB: 1 P: 13	R: 0 E: 1 K: 1 S: 13 H: 1 LOB: 2 BB: 0 P: 19	R: 0 E: 0 K: 0 S: 8 H: 0 LOB: 0 BB: 0 P: 14	R: 0 E: 0 K: 1 S: 12 H: 1 LOB: 1 BB: 0 P: 18	R: 0 E: 0 K: 0 S: 11 H: 1 LOB: 1 BB: 0 P: 16	R: 0 E: 0 K: 2 S: 9 H: 0 LOB: 0 BB: 0 P: 15	R: 0 E: 0 K: 2 S: 8 H: 1 LOB: 1 BB: 0 P: 12	R: 0 E: 0 K: 1 S: 10 H: 1 LOB: 2 BB: 2 P: 22	R: 1 E: 0 K: 3 S: 11 H: 1 LOB: 1 BB: 1 P: 20	1B: 4 2B: 2 3B: 0 HR: 0 SF: 0 SAC: 0 DP: 1 HBP: 0						

	AB	33
	R	1
	H	6
	RBI	1
	BB	4
	SO	10
	LOB	21

WP: 1 PA: 37
PB: 0
SB: 0
CS: 0

PITCHER		IP	WLS	BF	H	R	ER	SO	BB	IBB	HBP	BLK	WP	HR	S	P	ERA	WHIP
47 Gio González, L ERA:	(1, 1)	6.0		23	3	0	0	4	1	0	0	0	0	0	61	95	0.00	0.667
27 Shawn Kelley, R ERA:	(7, 1)	1.0		4	1	0	0	2	0	0	0	0	0	0	8	12	0.00	1.000
46 Oliver Pérez, L ERA:	(8, 1)	0.1		3	0	0	0	1	2	0	0	0	1	0	4	13	0.00	6.000
45 Blake Treinen, R ERA: 2.25	(8, 1)	1.1	W	5	1	1	1	2	1	0	0	0	0	0	13	22	6.75	1.500
73 Felipe Vázquez, L ERA: 2.45	(9, 1)	0.1	S	2	1	0	0	1	0	0	0	0	0	0	4	7	0.00	3.000

PITCHER		IP	WLS	BF	H	R	ER	SO	BB	IBB	HBP	BLK	WP	HR	S	P	ERA	WHIP

BOTTOM

Atlanta Braves @ Washington Nationals

Nationals Park, Washington, DC

Tue Apr 12 2016, 7:08 PM - 9:54 PM EDT

Att. 18,378 - Clear - 61 F

livebaseballscorecards.com

Batter	1	2	3	4	5	6	7	8	9	AB	R	H	RBI	BB	SO	LOB
3 Michael Taylor, R (1, 8) OBP: 0.154, SLG: 0.160	X SI 90 0-0 ① P4		D SL 86 X CH 83 1-0 ② 1-3 1B		B SL 82 S SL 82 C SL 81 S FF 92 1-3 ③ K			B CU 76 X SI 90 1-0 ② G2-3 1-2		4	0	1	0	0	1	3
6 Anthony Rendon, R (1, 5) OBP: 0.321, SLG: 0.346	C FF 90 X SI 87 0-1 ② L3		C FF 91 B SL 82 S SL 83 S CU 79 1-3 ③ K			S SI 87 C FC 86 C CU 80 0-3 ① K		B CU 78 D CU 78 C SI 93 F SI 90 B CU 77 B SI 93 4-2 34 2B BB		3	1	0	0	1	2	1
34 Bryce Harper, L (1, 9) OBP: 0.481, SLG: 0.750	B FF 91 F SI 88 X FF 91 1-1 ③ P5			X SI 90 0-0 ① G4-3		B SI 89 B CU 78 C CU 78 X SL 85 2-1 ② G4-1		X SL 82 0-0 1-H 2-H 2B		4	0	1	2	0	0	0
11 Ryan Zimmerman, R (1, 3) OBP: 0.391, SLG: 0.421 73 Felipe Vázquez, L (9, 1)		C FC 85 S FC 86 F FF 89 B SL 81 S SL 81 1-3 ① K		X SI 89 0-0 ② F8		C FC 87 C FF 90 C FF 91 0-3 ③ K		B FF 96 X SI 96 1-0 ③ G6-3		4 0	0 0	0 0	0 0	0 0	2 0	1 0
20 Daniel Murphy, L (1, 4) OBP: 0.600, SLG: 0.950		C CU 76 B SI 88 X SI 88 1-1 1B		B FF 90 B FF 90 C SL 83 B CH 84 T SI 88 S CU 80 3-3 ③ K			B SL 86 C SL 85 F SL 86 X CU 78 1-2 28 L9-3 1B			3	0	2	0	0	1	0
28 Jayson Werth, R (1, 7) OBP: 0.292, SLG: 0.105		C CH 85 C FC 86 F FF 88 F SI 87 F SI 89 B SI 88 S SI 89 1-3 ② K	B FF 88 B CU 80 S FC 85 F SL 81 B SI 88 X SI 88 3-2 47 SH1-4 59 1B 1B				X FF 92 0-0 ① ② L9-3 1-1			3	0	1	0	0	1	2
8 Danny Espinosa, S (1, 6) OBP: 0.304, SLG: 0.222 45 Blake Treinen, R (8, 1) 25 Clint Robinson, L (9, 3) OBP: 0.167, SLG: 0.167		B SI 89 B SI 88 1 SAFE X SI 87 2-0 ③ F8	1 SAFE S SI 88 C FF 86 F SI 87 S CU 78 0-3 ① K				L CU 78 B FF 92 B CU 77 C FC 86 S FF 94 2-3 ③ K			3 0 0	0 0 0	0 0 0	0 0 0	0 0 0	2 0 0	2 0 0
59 Jose Lobaton, S (1, 2) OBP: 0.333, SLG: 0.333			C CU 76 X FF 89 0-1 ① G3-1		X SI 87 0-0 47 SH1-4 1-2 1B			F SI 90 F CH 85 S SI 92 0-3 ① K		3	0	1	0	0	1	0
47 Gio González, R (1, 1) OBP: 1.000, SLG: 1.000 27 Shawn Kelley, R (7, 1) 46 Oliver Pérez, L (8, 1) 10 Stephen Drew, L (8, 6) OBP: 0.250, SLG: 0.250			S FF 89 X FF 90 0-1 3 1B 1B		L SI 87 X SL 82 0-1 ② SH1-4 1-2 2-3			C SI 91 C CH 85 X SI 92 0-2 3 G2-3 34 2B 1B		1 0 0 1	0 0 0 1	1 0 0 1	0 0 0 0	0 0 0 0	0 0 0 0	0 0 0 0
Inning Stats	R: 0 E: 0 K: 0 S: 5 H: 0 LOB: 0 BB: 0 P: 6	R: 0 E: 0 K: 2 S: 13 H: 1 LOB: 1 BB: 0 P: 18	R: 0 E: 0 K: 1 S: 8 H: 2 LOB: 2 BB: 0 P: 10	R: 0 E: 0 K: 1 S: 5 H: 0 LOB: 0 BB: 0 P: 8	R: 0 E: 0 K: 2 S: 13 H: 2 LOB: 2 BB: 0 P: 17	R: 0 E: 0 K: 2 S: 8 H: 0 LOB: 0 BB: 0 P: 10	R: 0 E: 0 K: 1 S: 7 H: 1 LOB: 0 BB: 0 P: 10	R: 2 E: 0 K: 1 S: 11 H: 2 LOB: 1 BB: 1 P: 17		1B: 7 2B: 2 3B: 0 HR: 0		SF: 0 SAC: 1 DP: 1 HBP: 0				

	AB	29
	R	2
	H	8
	RBI	2
	BB	1
	SO	10
	LOB	9

WP: 0 PB: 0 SB: 0 CS: 0 PA: 31

PITCHER		IP	WLS	BF	H	R	ER	SO	BB	IBB	HBP	BLK	WP	HR	S	P	ERA	WHIP
43 Jhoulys Chacín, R	(1, 1)	6.0		22	5	0	0	8	0	0	0	0	0	0	52	69	0.00	0.833
ERA:																		
54 Hunter Cervenka, L	(7, 1)	0.0		1	1	0	0	0	0	0	0	0	0	0	3	4	∞	∞
ERA:																		
51 Chris Withrow, R	(7, 1)	1.0		2	0	0	0	1	0	0	0	0	0	0	4	6	0.00	0.000
ERA: 5.4																		
53 Jim Johnson, R	(8, 1)	0.2	L	4	1	2	2	1	1	0	0	0	0	0	9	14	27.00	3.000
ERA: 9.82																		
34 Eric O'Flaherty, L	(8, 1)	0.0		1	1	0	0	0	0	0	0	0	0	0	1	1	∞	∞
ERA: 13.5																		

PITCHER		IP	WLS	BF	H	R	ER	SO	BB	IBB	HBP	BLK	WP	HR	S	P	ERA	WHIP
38 Arodys Vizcaíno, R	(8, 1)	0.1		1	0	0	0	0	0	0	0	0	0	0	1	2	0.00	0.000
ERA:																		

Batter	1	2	3	4	5	6	7	8	9	AB	R	H	RBI	BB	SO	LOB
17 Mallex Smith, L (1, 8) OBP: 0.167, SLG: 0.091	B SI 90 B SI 90 C SI 91 F SI 91 C SI 92 2-3 K		L CH 82 B SI 91 C CH 82 X SI 92 1-2 F7		C CU 76 B SI 90 F SI 91 X SL 85 1-2 FC6-5 5 WP 22 S 2-3		F SI 90 D CU 75 X SI 89 1-1 G1-6-3 1-2f			4	0	0	0	0	1	2
22 Nick Markakis, L (1, 9) OBP: 0.382, SLG: 0.483	F SI 92 X SI 93 0-1 L7		B CU 75 B FF 91 B SI 91 B SI 89 4-0 BB		B SI 89 B SI 90 B SI 89 B SI 90 4-0 5 WP 1-2 BB			X SI 91 0-0 G4-3		2	0	0	0	2	0	0
5 Freddie Freeman, L (1, 3) OBP: 0.303, SLG: 0.200	B FF 92 B CH 83 S SI 93 F SI 92 B SI 93 F SI 93 F SI 92 F SI 94 X SI 93 3-2 F7		S CH 83 B CH 83 1 SAFE X SI 91 1-1 F7		B SI 91 C SI 90 B SL 86 F SI 92 C SI 92 2-3 1-2 2-3 K			C SI 89 B SL 80 C SL 81 B SL 78 B SI 91 C SL 79 3-3 K		4	0	0	0	0	2	3
13 Adonis García, R (1, 5) OBP: 0.438, SLG: 0.423		C SI 91 H SI 89 1-1 15 FC1-6 HBP	1 SAFE S SL 84 F SL 85 F SL 85 X SL 86 0-2 L9			X SI 90 0-0 L4		B FF 92 C SL 78 S FF 92 S SL 81 1-3 K		3	0	0	0	0	1	1
24 Kelly Johnson, L (1, 7) OBP: 0.286, SLG: 0.250		B SI 90 C SI 90 B CU 76 X SI 89 2-1 F7	C CH 82 X CH 83 0-1 G3-1			C SI 90 B CH 82 S CH 82 B FF 91 B CU 78 F SI 91 C SI 91 3-3 K			B FF 89 B FF 90 C FF 90 S FS 86 F FF 90 X FF 90 2-2 L9	4	0	0	0	0	1	1
15 A.J. Pierzynski, L (1, 2) OBP: 0.200, SLG: 0.250		B CU 76 F SI 91 B SI 91 X CH 82 2-1 FC1-6 8 BB 1 1B 1-2f	B SI 91 F SI 90 F SL 85 X CU 79 1-2 G3			B SI 90 X CU 76 1-0 1B			X FF 90 0-0 1 G6-4-3 1B	4	0	2	0	0	0	1
1 Erick Aybar, S (1, 6) OBP: 0.200, SLG: 0.182		X SI 91 0-0 8 BB 1-2 1B	B SI 91 B SI 92 C SI 91 F CH 82 F SL 86 B SI 92 X SI 92 3-2 F8			F SI 89 C SL 85 B SI 90 S SL 85 1-3 K			X FF 90 0-0 G6-4-3 1-2f	4	0	1	0	0	1	2
8 Jace Peterson, L (1, 4) OBP: 0.211, SLG: 0.167		B CU 76 B SI 92 B SI 91 B SI 91 4-0 1-2 2-3 BB			X SI 88 0-0 17 FC6-5 37 SH3-4 1B		C SI 88 B SI 88 B FF 88 X SI 90 2-1 F7			2	0	1	0	1	0	0
37 Matt Wisler, R (1, 1) OBP: 0.250, SLG: 0.250 7 Gordon Beckham, R (7, PH) OBP: 0.438, SLG: 0.462 51 Chris Withrow, R (7, 1) 54 Hunter Cervenka, L (8, 1)		X SI 90 0-0 G6-3			X SI 87 0-0 SH3-4 1-2		B FF 90 C SL 84 F SL 85 X SI 92 1-2 17 G1-6-3 1B			1 1 0 0	0 0 0 0	0 1 0 0	0 0 0 0	0 0 0 0	0 0 0 0	3 0 0 0
Inning Stats	R: 0 E: 0 K: 1 S: 11 H: 0 LOB: 0 BB: 0 P: 16	R: 0 E: 0 K: 0 S: 7 H: 1 LOB: 3 BB: 1 P: 16	R: 0 E: 0 K: 0 S: 9 H: 0 LOB: 1 BB: 1 P: 15	R: 0 E: 0 K: 0 S: 9 H: 0 LOB: 0 BB: 0 P: 13	R: 0 E: 0 K: 1 S: 8 H: 1 LOB: 2 BB: 1 P: 15	R: 0 E: 0 K: 2 S: 9 H: 1 LOB: 1 BB: 0 P: 14	R: 0 E: 0 K: 0 S: 7 H: 1 LOB: 0 BB: 0 P: 11	R: 0 E: 0 K: 2 S: 7 H: 0 LOB: 0 BB: 0 P: 11	R: 0 E: 0 K: 0 S: 6 H: 1 LOB: 0 BB: 0 P: 8	1B: 5 2B: 0 3B: 0 HR: 0	SF: 0 SAC: 1 DP: 2 HBP: 1			WP: 1 PB: 0 SB: 1 CS: 0	PA: 34	

TOP

Atlanta Braves @ Washington Nationals

Nationals Park, Washington, DC

Wed Apr 13 2016, 7:06 PM - 9:17 PM EDT

Att. 19,400 - Clear - 56 F

livebaseballscorecards.com

AB	29
R	0
H	5
RBI	0
BB	3
SO	6
LOB	13

PITCHER		IP	WLS	BF	H	R	ER	SO	BB	IBB	HBP	BLK	WP	HR	S	P	ERA	WHIP
57 Tanner Roark, R ERA: 2.45	(1, 1)	7.0	W	28	4	0	0	4	3	0	1	0	1	0	60	100	0.00	1.000
46 Oliver Pérez, L ERA:	(8, 1)	1.0	H	3	0	0	0	2	0	0	0	0	0	0	7	11	0.00	0.000
58 Jonathan Papelbon, R ERA: 1.8	(9, 1)	1.0	S	3	1	0	0	0	0	0	0	0	0	0	6	8	0.00	1.000

PITCHER	IP	WLS	BF	H	R	ER	SO	BB	IBB	HBP	BLK	WP	HR	S	P	ERA	WHIP

Batter	1	2	3	4	5	6	7	8	9	AB	R	H	RBI	BB	SO	LOB
3 Michael Taylor, R (1, 8) OBP: 0.133, SLG: 0.138	C FF 92 B SL 81 X SI 93 1-1 G6-3 ①		F SI 92 C SL 80 S SL 84 0-3 K ③		B SL 80 B SL 79 X FF 91 2-0 G5-3 ③			B FC 85 C FF 93 C FF 92 X FC 87 1-2 G4-3 ①		4	0	0	0	0	1	0
10 Stephen Drew, L (1, 5) OBP: 0.286, SLG: 0.714 6 Anthony Rendon, R (8, PH) OBP: 0.310, SLG: 0.333 (9, 5)	B SI 92 B FF 92 F FF 92 X SI 93 2-1 G3-1 ②			B SI 90 B CH 84 C FF 91 C FF 91 X FF 93 2-2 HR		B CH 86 C SI 91 F SI 91 B FF 93 C SL 81 2-3 K ①		B FF 91 F FF 90 C SL 86 F SL 85 X SL 86 1-2 P3 ②		3 1	1 0	1 0	1 0	0 0	1 0	0 0
34 Bryce Harper, L (1, 9) OBP: 0.419, SLG: 0.625	X SI 94 0-0 B1-3 ③			X CU 76 0-0 F7 ①		B SL 81 B SI 92 C SI 92 S FF 93 B SL 83 T FF 94 3-2 K ②		S SL 85 F SL 87 B SL 87 F SL 86 S SL 86 1-3 K ③		4	0	0	0	0	2	0
20 Daniel Murphy, L (1, 4) OBP: 0.607, SLG: 0.909		C SI 93 B CH 86 B FF 93 F FF 93 F FF 94 B SL 84 X SI 94 3-2 G4-3 ①		C SI 93 B CU 77 B CH 88 B FF 92 B SI 93 4-1 28 HR BB		X SI 93 0-0 1B				2	1	1	0	1	0	0
28 Jayson Werth, R (1, 7) OBP: 0.296, SLG: 0.273		B FF 92 C FF 92 C SI 93 S SL 85 1-3 K ②		X FF 92 0-0 1-H HR		C SL 82 F SI 91 B SL 86 D SL 82 F SL 81 1 SAFE X FF 92 2-2 F9 ③				3	1	1	2	0	1	1
40 Wilson Ramos, R (1, 2) OBP: 0.375, SLG: 0.375		C CU 74 F SI 92 B SL 83 X SI 92 1-2 1B		C SL 80 B SL 81 S SL 81 X SL 82 1-2 F8 ②			X FC 86 0-0 G5-3 ①			3	0	1	0	0	0	0
25 Clint Robinson, L (1, 3) OBP: 0.111, SLG: 0.111		X SI 92 0-0 G4-3 ③		B SI 91 X FF 91 1-0 P4 ③			C FF 91 B FF 94 F FC 87 X FF 94 1-2 G4-3 ②			3	0	0	0	0	0	1
8 Danny Espinosa, S (1, 6) OBP: 0.308, SLG: 0.200			C CU 72 X FF 92 0-1 P5 ①		X SI 91 0-0 F8 ①		B FC 85 B FF 92 B FF 93 B FF 93 4-0 BB			2	0	0	0	1	0	0
57 Tanner Roark, R (1, 1) 14 Chris Heisey, R (7, PH) 46 Oliver Pérez, L (8, 1) 58 Jonathan Papelbon, R (9, 1)			C SI 91 X FF 93 0-1 F8 ②		B FF 91 C FF 91 X FF 90 1-1 F8 ②		B FF 93 B FC 88 C FF 92 F FC 88 X FC 89 2-2 P4 ③			2 1 0 0	0 0 0 0	0 0 0 0	0 0 0 0	0 0 0 0	0 0 0 0	0 1 0 0
Inning Stats	R: 0 E: 0 K: 0 S: 5 H: 0 LOB: 0 BB: 0 P: 8	R: 0 E: 0 K: 1 S: 11 H: 1 LOB: 1 BB: 0 P: 16	R: 0 E: 0 K: 1 S: 7 H: 0 LOB: 0 BB: 0 P: 7	R: 3 E: 0 K: 0 S: 10 H: 2 LOB: 0 BB: 1 P: 18	R: 0 E: 0 K: 0 S: 4 H: 0 LOB: 0 BB: 0 P: 7	R: 0 E: 0 K: 2 S: 11 H: 1 LOB: 1 BB: 0 P: 18	R: 0 E: 0 K: 0 S: 7 H: 0 LOB: 1 BB: 1 P: 14	R: 0 E: 0 K: 1 S: 11 H: 0 LOB: 0 BB: 0 P: 14		1B: 2 2B: 0 3B: 0 HR: 2 SF: 0 SAC: 0 DP: 0 HBP: 0				WP: 0 PB: 0 SB: 0 CS: 0 PA: 30		

PITCHER		IP	WLS	BF	H	R	ER	SO	BB	IBB	HBP	BLK	WP	HR	S	P	ERA	WHIP
37 Matt Wisler, R ERA: 4.97	(1, 1)	6.0	L	23	4	3	3	4	1	0	0	0	0	2	48	74	4.50	0.833
51 Chris Withrow, R ERA: 3.0	(7, 1)	1.1		5	0	0	0	0	1	0	0	0	0	0	10	18	0.00	0.750
54 Hunter Cervenka, L ERA:	(8, 1)	0.2		2	0	0	0	1	0	0	0	0	0	0	8	10	0.00	0.000

PITCHER	IP	WLS	BF	H	R	ER	SO	BB	IBB	HBP	BLK	WP	HR	S	P	ERA	WHIP

BOTTOM

Atlanta Braves @ Washington Nationals

Nationals Park, Washington, DC

Wed Apr 13 2016, 7:06 PM - 9:17 PM EDT

Att. 19,400 - Clear - 56 F

livebaseballscorecards.com

AB	28
R	3
H	4
RBI	3
BB	2
SO	5
LOB	3

Batter	1	2	3	4	5	6	7	8	9	AB	R	H	RBI	BB	SO	LOB
17 Mallex Smith, L (1, 8) OBP: 0.188, SLG: 0.071	B FF 94 B FF 94 B FF 94 C FF 94 B FF 95 4-1 22 CS BB		S FF 94 B CU 80 F FF 95 X CH 88 1-2 ② G3 2-3			B FF 93 C CH 87 S SI 94 C CU 79 1-3 ① K		B FF 92 F FF 93 D CH 89 F FF 93 F CH 88 S CH 88 2-3 ② K		3	0	0	0	1	2	2
22 Nick Markakis, L (1, 9) OBP: 0.395, SLG: 0.515	B FF 94 1 SAFE S FF 94 X FF 95 1-1 ① ② P5 1-2		T FF 94 B FF 94 B SL 88 X FF 95 2-1 13 FC5-4 1B 3-H			X FF 94 0-0 ② G4-3		S FF 95 X FF 96 0-1 1-H 2B		4	0	2	2	0	0	1
13 Adonis García, R (1, 5) OBP: 0.417, SLG: 0.400	B FF 96 S SL 89 C FF 96 F FF 96 S CH 90 1-3 ③ K		X SL 87 0-0 ③ FC5-4 1-2f			X FF 94 0-0 1B		C FF 94 C FF 96 X SL 77 0-2 ③ G6-3		4	0	1	0	0	1	2
24 Kelly Johnson, L (1, 3) OBP: 0.294, SLG: 0.214 18 Jeff Francoeur, R (9, PH) OBP: 0.200, SLG: 0.111		B FF 94 B FF 95 B FF 95 B FF 94 4-0 BB	C SI 95 X CU 80 0-1 ① G1-3			B CU 81 B SI 94 X SI 94 2-0 ③ L8			F FF 95 S CH 86 B FF 96 F CH 88 S CH 88 1-3 ① K	2 1	0 0	0 0	0 0	1 0	0 1	1 0
15 A.J. Pierzynski, L (1, 2) OBP: 0.167, SLG: 0.208		C SI 94 F FF 94 S CU 81 0-3 ① K	B CU 80 C CU 77 X FF 94 1-1 ② G6-3				F FF 93 S CH 88 S CH 89 0-3 ① K		S FF 95 X SL 82 0-1 ② F8	4	0	0	0	0	2	1
7 Gordon Beckham, R (1, 4) OBP: 0.350, SLG: 0.353		C FF 95 C SL 88 B SL 88 S FF 96 1-3 ② K	C SL 88 C FF 95 B CU 80 F FF 94 F FF 96 B SL 88 X FF 96 2-2 ③ L9				X FF 94 0-0 ② F7		C FF 95 X CH 87 0-1 ③ G5-3	4	0	0	0	0	1	1
1 Erick Aybar, S (1, 6) OBP: 0.184, SLG: 0.167	B FF 94 B FF 94 S CH 89 X FF 94 2-1 ③ G4-3				B CU 78 C CH 88 B CH 89 F FF 96 F CH 90 X FF 95 2-2 ① G6-3		B FF 94 F FF 94 C FF 93 B CU 81 X CH 89 2-2 ③ G4-3			3	0	0	0	0	0	1
8 Jace Peterson, L (1, 7) OBP: 0.227, SLG: 0.190			B CU 80 B FF 94 C FF 95 C FF 94 F CU 80 X FF 95 2-2 17 G3 49 SH2-4 22 1B 1B			F FF 95 C FF 95 C CU 81 0-3 ② K		B FF 93 F FF 94 C CH 88 X CH 89 1-2 ① F8		3	1	1	0	0	1	0
49 Julio Teheran, R (1, 1) 14 Daniel Castro, R (8, PH) OBP: 1.000, SLG: 1.000 38 Arodys Vizcaíno, R (8, 1)			L FF 93 C SL 89 X SL 89 0-2 ① SH2-4 1-2		S FF 97 X FF 95 0-1 ③ L8			F SI 93 F SL 89 X SL 88 0-2 22 2B 1B		1 1 0	0 1 0	0 1 0	0 0 0	0 0 0	0 0 0	0 0 0
Inning Stats	R: 0 E: 0 K: 1 S: 7 H: 0 LOB: 0 BB: 1 P: 13	R: 0 E: 0 K: 2 S: 8 H: 0 LOB: 1 BB: 1 P: 15	R: 1 E: 0 K: 0 S: 13 H: 2 LOB: 1 BB: 0 P: 18	R: 0 E: 0 K: 0 S: 9 H: 0 LOB: 0 BB: 0 P: 12	R: 0 E: 0 K: 1 S: 9 H: 0 LOB: 0 BB: 0 P: 11	R: 0 E: 0 K: 1 S: 6 H: 1 LOB: 1 BB: 0 P: 9	R: 0 E: 0 K: 1 S: 7 H: 0 LOB: 0 BB: 0 P: 9	R: 1 E: 0 K: 1 S: 15 H: 2 LOB: 1 BB: 0 P: 18	R: 0 E: 0 K: 1 S: 8 H: 0 LOB: 0 BB: 0 P: 9	1B: 4 2B: 1 3B: 0 HR: 0 SF: 0 SAC: 1 DP: 0 HBP: 0						

PITCHER		IP	WLS	BF	H	R	ER	SO	BB	IBB	HBP	BLK	WP	HR	S	P	ERA	WHIP
37 Stephen Strasburg, R ERA: 1.98	(1, 1)	7.2	W	28	4	2	2	7	2	0	0	0	0	0	69	100	2.35	0.783
73 Felipe Vázquez, L ERA: 1.8	(8, 1)	1.1		5	1	0	0	1	0	0	0	0	0	0	13	14	0.00	0.750

PITCHER		IP	WLS	BF	H	R	ER	SO	BB	IBB	HBP	BLK	WP	HR	S	P	ERA	WHIP

TOP

Atlanta Braves @ Washington Nationals

Nationals Park, Washington, DC

Thu Apr 14 2016, 4:07 PM - 6:35 PM EDT

Att. 21,144 - Sunny - 63 F

livebaseballscorecards.com

AB	30
R	2
H	5
RBI	2
BB	2
SO	8
LOB	9

Batter	1	2	3	4	5	6	7	8	9	AB	R	H	RBI	BB	SO	LOB
14 Chris Heisey, R (1, 7) OBP: 0.333, SLG: 0.200	C FF 89 F SI 88 X SL 80 0-2 ① G5-3		F SL 80 B SI 90 C SI 90 B SL 81 X FF 91 2-2 6 1B 34 HR 1-2 1B		C SI 87 F CH 81 T FF 89 0-2 ② K		S SL 80 B SI 88 B CH 82 F FF 89 S SL 78 2-3 ③ K			4	1	1	0	0	2	0
6 Anthony Rendon, R (1, 5) OBP: 0.303, SLG: 0.323	C FF 89 C FF 90 B FF 91 B SL 81 B CH 82 X SL 81 3-2 ② F7		B SL 82 B CU 74 X SL 81 2-0 34 HR 1-2 2-3 1B		C CU 71 S CH 82 F CH 82 B FF 91 B FF 90 X CH 82 2-2 ③ G5-3			C SI 93 B SL 81 C SL 82 B SL 84 X SL 83 2-2 ① G2		4	1	1	0	0	0	0
34 Bryce Harper, L (1, 9) OBP: 0.400, SLG: 0.679	C CH 83 B FF 92 X FF 92 1-1 ③ G4-3		B CH 84 X SI 91 1-0 1-H 2-H 3-H HR			S CU 71 F CH 82 X CU 69 0-2 ① F8		C SL 82 B SL 83 B SI 96 F SI 96 X SL 84 2-2 ② F8		4	1	1	4	0	0	0
11 Ryan Zimmerman, R (1, 3) OBP: 0.333, SLG: 0.348		C SL 80 B FF 91 B FF 90 B SI 90 X FF 90 3-1 ① L9	C CU 72 F FF 90 F FF 92 X SL 82 0-2 ③ L6			B CU 68 C SI 88 X CH 80 1-1 ② L8		B SI 96 C SI 96 S FF 97 B SI 98 B SL 86 S SL 85 3-3 ③ K		4	0	0	0	0	1	0
20 Daniel Murphy, L (1, 4) OBP: 0.581, SLG: 0.880		C FF 90 C FF 91 S SL 81 0-3 ② K		B SL 80 F CH 83 B FF 89 X CH 82 2-1 ① G4-3		B FF 89 C CU 72 B FF 90 X FF 90 2-1 40 WP 40 2B 2B				3	1	1	0	0	1	0
40 Wilson Ramos, R (1, 2) OBP: 0.407, SLG: 0.556		C FF 90 F FF 90 X CU 72 0-2 ③ P3		X FF 89 0-0 HR		B FF 89 F CU 74 X SL 80 1-1 2-H 2B				3	1	2	2	0	0	0
21 Matthew den Dekker, L (1, 8) OBP: 0.286, SLG: 0.333			B CU 71 F FF 88 F CH 82 B CH 82 F SL 80 B SL 79 F SI 90 B FF 90 4-2 37 FC1-6 BB	B FF 88 C CH 82 B CU 74 C SL 80 S CU 72 2-3 ② K		S CH 82 X SL 78 0-1 ③ G4-3				2	0	0	0	1	1	1
8 Danny Espinosa, S (1, 6) OBP: 0.276, SLG: 0.174			B SI 90 1 SAFE B SI 89 X SI 90 2-0 ① F7	C SI 89 C SL 79 F CU 72 B FF 89 X FF 89 1-2 ③ F8			C CH 87 B CH 82 F CH 82 F SL 79 B CU 72 B FF 89 X SI 88 3-2 ① F7			3	0	0	0	0	0	1
37 Stephen Strasburg, R (1, 1) 73 Felipe Vázquez, L (8, 1)			B SI 89 1 SAFE 1 SAFE L SI 88 L SI 89 X SI 89 1-2 ② FC1-6 6 1B 14 1B 34 HR 1-2f		C FF 88 B SI 87 F SI 88 C SL 78 1-3 ① K		C SI 89 C SI 88 S SL 78 0-3 ② K			3 0	1 0	0 0	0 0	0 0	2 0	1 0
Inning Stats	R: 0 E: 0 K: 0 S: 8 H: 0 LOB: 0 BB: 0 P: 12	R: 0 E: 0 K: 1 S: 8 H: 0 LOB: 0 BB: 0 P: 11	R: 4 E: 0 K: 0 S: 17 H: 3 LOB: 0 BB: 1 P: 29	R: 1 E: 0 K: 1 S: 10 H: 1 LOB: 0 BB: 0 P: 15	R: 0 E: 0 K: 2 S: 10 H: 0 LOB: 0 BB: 0 P: 13	R: 1 E: 0 K: 0 S: 11 H: 2 LOB: 1 BB: 0 P: 15	R: 0 E: 0 K: 2 S: 10 H: 0 LOB: 0 BB: 0 P: 15	R: 0 E: 0 K: 1 S: 9 H: 0 LOB: 0 BB: 0 P: 16		1B: 2 2B: 2 3B: 0 HR: 2 SF: 0 SAC: 0 DP: 0 HBP: 0				WP: 1 PB: 0 SB: 0 CS: 0	PA: 31	

PITCHER	IP	WLS	BF	H	R	ER	SO	BB	IBB	HBP	BLK	WP	HR	S	P	ERA	WHIP
49 Julio Teheran, R (1, 1) ERA: 6.35	7.0	L	28	6	6	6	6	1	0	0	0	1	2	74	110	7.71	1.000
38 Arodys Vizcaíno, R (8, 1) ERA:	1.0		3	0	0	0	1	0	0	0	0	0	0	9	16	0.00	0.000

PITCHER	IP	WLS	BF	H	R	ER	SO	BB	IBB	HBP	BLK	WP	HR	S	P	ERA	WHIP

BOTTOM

Atlanta Braves @ Washington Nationals

Nationals Park, Washington, DC

Thu Apr 14 2016, 4:07 PM - 6:35 PM EDT

Att. 21,144 - Sunny - 63 F

livebaseballscorecards.com

AB	30
R	6
H	6
RBI	6
BB	1
SO	7
LOB	3

Batter	1	2	3	4	5	6	7	8	9	AB	R	H	RBI	BB	SO	LOB
3 Michael Taylor, R (1, 8) OBP: 0.167, SLG: 0.257	B FF 89 X SL 85 1-0 HR C FF 90 F FF 89 D CH 81 B FF 91 X CU 77 2-2 G6-3			S CH 80 F SI 88 B FF 89 X CH 79 1-2 L9 ①		F CH 80 T CH 79 S FF 90 0-3 K ②	D SI 87 B FF 87 X CH 77 2-0 1-2 2-3 1B		C SL 83 C FF 93 C FF 91 0-3 K ③	6	1	2	1	0	2	3
6 Anthony Rendon, R (1, 5) OBP: 0.289, SLG: 0.306	B SI 88 B SI 89 C FF 90 X SI 89 2-1 L5 ①	F SI 88 B FF 90 S FF 89 C FF 90 1-3 K ①		F FF 88 F FF 90 F CH 79 F FF 90 B FF 89 B KC 80 X CH 80 2-2 G1 ②		X CH 80 0-0 34 HR 1B	X FF 87 0-0 P6 ③			5	1	1	0	0	1	3
34 Bryce Harper, L (1, 9) OBP: 0.436, SLG: 0.781 21 Matthew den Dekker, L (7, 9) OBP: 0.250, SLG: 0.286	X CU 75 0-0 20 BB 11 1B 28 2B 1B	F SL 85 C FF 89 X FF 89 0-2 F8 ②		X CH 80 0-0 1B		X KC 79 0-0 1-H HR		F FF 89 B SL 84 C SL 82 S CU 77 1-3 K ①		4 1	2 0	3 0	2 0	0 0	0 1	0 0
11 Ryan Zimmerman, R (1, 3) OBP: 0.344, SLG: 0.333	B SI 90 S CU 75 1 SAFE D CH 80 S CH 80 X CU 78 2-2 20 BB 1-2 28 2B 1B	B SL 81 B FF 89 S CH 80 B FF 90 C SI 89 F FF 89 S CH 79 3-3 K ③		1 SAFE 1 SAFE C FF 88 B KC 79 B FF 89 F FF 89 1 SAFE 1 SAFE 1 SAFE 2-3 K ③		B FF 89 B FF 87 B FF 86 B FF 86 4-0 BB		B CH 83 S FF 90 S FF 90 X CU 76 1-2 G5-3 ②		4	1	1	0	1	2	1
20 Daniel Murphy, L (1, 4) OBP: 0.571, SLG: 0.857 10 Stephen Drew, L (7, 4) OBP: 0.375, SLG: 0.750	B SL 84 B CH 79 B FF 90 B FF 89 4-0 28 2B 1-2 2-3 BB	C FF 89 C FF 89 X FF 88 0-2 P6 ①	B FF 88 B FF 88 F FF 88 X FF 87 2-1 8 1B 2B	B FF 87 X KC 77 1-0 L3 ③			B SL 83 B SL 83 F FF 90 F FF 90 X CU 77 2-2 1B		3 1	2 0	1 1	0 0	1 0	0 0	1 0
28 Jayson Werth, R (1, 7) OBP: 0.313, SLG: 0.370 52 Yusmeiro Petit, R (8, 1)	C CU 76 B SI 89 X SI 91 1-1 8 1B 1-H 2-H 3-H 2B	B CH 79 X FF 88 1-0 40 E 2B	X FF 88 0-0 L7 ①			C SI 87 F KC 78 B FF 88 B FF 88 X CH 78 2-2 G6-3 ①	B CH 83 C FF 90 X CH 83 1-1 F8 ③		5 0	2 0	2 0	3 0	0 0	0 0	2 0
40 Wilson Ramos, R (1, 2) OBP: 0.406, SLG: 0.563	D CH 79 S CH 80 B FF 90 C FF 90 X FF 90 2-2 G1-3 ②	B CU 73 B FF 90 S CH 78 S CU 72 X CU 77 2-2 E5 8 FC 2-H	X CH 79 0-0 L5 ②			C CH 77 X FF 87 0-1 3 1B 2B			B FF 93 X FF 93 1-0 1B	5	0	2	0	0	0	2
8 Danny Espinosa, S (1, 6) OBP: 0.294, SLG: 0.214	C CU 76 C FF 90 B CU 79 B SL 85 B CH 80 X CU 76 3-2 41 2B 3-H 1B	B FF 89 B FF 89 S FF 89 B SL 83 X FF 89 3-1 FC ② 1-2f	B KC 78 F CH 79 X CH 78 1-1 2-H 1B ③			B FF 87 C FF 88 X CH 78 1-1 G5-3 ②			C FF 93 S FF 92 S FF 93 0-3 K ①	5	0	2	2	0	1	3
41 Joe Ross, R (1, 1) OBP: 0.429, SLG: 0.500 14 Chris Heisey, R (8, 7) OBP: 0.286, SLG: 0.167	C FF 89 F CU 77 F CU 76 F FF 90 D CU 78 F SI 90 F CH 80 F SI 91 D CU 78 2-2 X SI 90 1-3 2B	1 SAFE F FF 88 B FF 88 F CU 74 F CU 76 S CU 78 1-3 K2-3 ③			F FF 88 C CH 80 S CH 79 0-3 K ①	S CH 78 C SI 88 D CH 79 F CH 79 B KC 78 F FF 88 D CH 79 B FF 89 4-2 3 1B BB		B FF 93 B FF 93 B FF 92 C FF 92 S FF 93 S FF 92 3-3 K ②	3 1	0 0	1 0	0 0	1 0	2 1	1 1
Inning Stats	R: 5 E: 0 K: 0 S: 26 H: 6 LOB: 2 BB: 1 P: 45	R: 0 E: 0 K: 2 S: 10 H: 0 LOB: 0 BB: 0 P: 14	R: 1 E: 1 K: 1 S: 13 H: 1 LOB: 1 BB: 0 P: 20	R: 0 E: 0 K: 1 S: 13 H: 1 LOB: 1 BB: 0 P: 18	R: 1 E: 0 K: 0 S: 6 H: 2 LOB: 1 BB: 0 P: 9	R: 2 E: 0 K: 2 S: 9 H: 2 LOB: 3 BB: 1 P: 14	R: 0 E: 0 K: 0 S: 13 H: 2 LOB: 1 BB: 1 P: 22	R: 0 E: 0 K: 1 S: 11 H: 1 LOB: 1 BB: 0 P: 16	R: 0 E: 0 K: 3 S: 10 H: 1 LOB: 1 BB: 0 P: 14	1B: 9 2B: 5 3B: 0 HR: 2 SF: 0 SAC: 0 DP: 0 HBP: 0						

PITCHER		IP	WLS	BF	H	R	ER	SO	BB	IBB	HBP	BLK	WP	HR	S	P	ERA	WHIP
58 Jeremy Hellickson, R ERA: 4.3	(1, 1)	3.0	L	18	7	6	5	3	1	0	0	0	0	1	49	79	15.00	2.667
34 Brett Oberholtzer, L ERA: 4.91	(4, 1)	4.0		20	7	3	3	3	2	0	0	0	0	1	41	63	6.75	2.250
40 James Russell, L ERA: 23.14	(8, 1)	1.0		4	1	0	0	1	0	0	0	0	0	0	11	16	0.00	1.000
59 Elvis Araujo, L ERA:	(9, 1)	1.0		4	1	0	0	3	0	0	0	0	0	0	10	14	0.00	1.000

PITCHER	IP	WLS	BF	H	R	ER	SO	BB	IBB	HBP	BLK	WP	HR	S	P	ERA	WHIP

TOP

Washington Nationals @ Philadelphia Phillies

Citizens Bank Park, Philadelphia, PA

Fri Apr 15 2016, 7:09 PM - 10:19 PM EDT

Att. 22,624 - Clear - 61 F

livebaseballscorecards.com

AB	43
R	9
H	16
RBI	8
BB	3
SO	10
LOB	17

WP: 0 PA: 46
PB: 0
SB: 0
CS: 0

BOTTOM

Washington Nationals @ Philadelphia Phillies

Citizens Bank Park, Philadelphia, PA

Fri Apr 15 2016, 7:09 PM - 10:19 PM EDT

Att. 22,624 - Clear - 61 F

livebaseballscorecards.com

Batter	1	2	3	4	5	6	7	8	9	AB	R	H	RBI	BB	SO	LOB
15 Emmanuel Burriss, S (1, 4)	F7		F7		F8			G5-3		4	0	0	0	0	0	1
13 Freddy Galvis, S (1, 6) OBP: 0.231, SLG: 0.306	L6		37 BB		F7			37 WP / 37 DI 1B		3	0	1	0	1	0	0
37 Odúbel Herrera, L (1, 8) OBP: 0.422, SLG: 0.400	7 FC6-4 1B		7 FC6-4 BB 1-2 2-3			G1-3		1-3 BB		2	0	1	0	2	0	0
7 Maikel Franco, R (1, 5) OBP: 0.366, SLG: 0.514	FC6-4 1-2f		FC6-4 1-2f			P2		P6		4	0	0	0	0	0	6
6 Ryan Howard, L (1, 3) OBP: 0.289, SLG: 0.594		K		L9		L3			HR	4	1	1	1	0	1	0
51 Carlos Ruiz, R (1, 2) OBP: 0.250, SLG: 0.389		L4		G4-3			K		L4	4	0	0	0	0	1	0
21 Cedric Hunter, L (1, 7) OBP: 0.161, SLG: 0.207		K		1B			F9		F9	4	0	1	0	0	1	0
17 Peter Bourjos, R (1, 9) OBP: 0.147, SLG: 0.212			K	K			G6-3		K	4	0	0	0	0	3	1
58 Jeremy Hellickson, R (1, 1) OBP: 0.500, SLG: 0.500			E6 37 BB		G3-1			L7		0	0	0	0	0	0	0
2 Tyler Goeddel, R (3, PH) OBP: 0.100, SLG: 0.100										1	0	0	0	0	0	0
34 Brett Oberholtzer, L (4, 1)										1	0	0	0	0	0	0
40 James Russell, L (8, 1)										0	0	0	0	0	0	0
18 Darin Ruf, R (8, PH) OBP: 0.200, SLG: 0.125										1	0	0	0	0	0	0
59 Elvis Araujo, L (9, 1)										0	0	0	0	0	0	0

Inning Stats	1	2	3	4	5	6	7	8	9
	R: 0 E: 0 K: 0 S: 9	R: 0 E: 0 K: 2 S: 8	R: 0 E: 1 K: 1 S: 19	R: 0 E: 0 K: 1 S: 9	R: 0 E: 0 K: 0 S: 4	R: 0 E: 0 K: 0 S: 5	R: 0 E: 0 K: 1 S: 8	R: 0 E: 0 K: 0 S: 15	R: 1 E: 0 K: 1 S: 10
	H: 1 LOB: 1 BB: 0 P: 15	H: 0 LOB: 0 BB: 0 P: 9	H: 0 LOB: 3 BB: 2 P: 32	H: 1 LOB: 1 BB: 0 P: 13	H: 0 LOB: 0 BB: 0 P: 6	H: 0 LOB: 0 BB: 0 P: 8	H: 0 LOB: 0 BB: 0 P: 10	H: 1 LOB: 2 BB: 1 P: 24	H: 1 LOB: 0 BB: 0 P: 14

AB	32
R	1
H	4
RBI	1
BB	3
SO	6
LOB	8

PITCHER		IP	WLS	BF	H	R	ER	SO	BB	IBB	HBP	BLK	WP	HR	S	P	ERA	WHIP	PITCHER	IP	WLS	BF	H	R	ER	SO	BB	IBB	HBP	BLK	WP	HR	S	P	ERA	WHIP
41 Joe Ross, R (1, 1) ERA: 0.61		7.2	W	29	3	0	0	5	2	0	0	0	0	0	71	107	0.00	0.652																	
52 Yusmeiro Petit, R (8, 1) ERA: 5.4		1.1		6	1	1	1	1	1	0	0	0	1	1	16	24	6.75	1.500																	

1B: 3 2B: 0 3B: 0 HR: 1	SF: 0 SAC: 0 DP: 0 HBP: 0	WP: 1 PB: 0 SB: 0 CS: 0	PA: 35
---	---	---	---

Batter	1	2	3	4	5	6	7	8	9	AB	R	H	RBI	BB	SO	LOB
3 Michael Taylor, R (1, 8) OBP: 0.171, SLG: 0.231	T SI 92 B SI 89 B CU 78 B FF 92 B SI 90 4-1 6 1B 34 SF7 BB	S CU 76 B CU 78 C CU 77 C SI 92 1-3 K		S FF 91 B FF 91 X CU 77 1-1 G1-3			B SL 85 F FF 94 X SL 87 1-1 F9		C CU 75 S SL 82 B SL 83 C FF 90 1-3 K	4	1	0	0	1	2	1
6 Anthony Rendon, R (1, 5) OBP: 0.310, SLG: 0.308	B SI 90 X SI 90 1-0 34 E 11 1B 1-3 1B		C FF 90 S CU 76 B CU 78 S CU 75 1-3 K		B CH 79 B SI 89 C SI 89 B CU 76 T SI 90 B CU 76 4-2 34 HR BB		C FF 95 B SL 86 F SL 86 X SI 91 1-2 G6-3			3	2	1	0	1	1	0
34 Bryce Harper, L (1, 9) OBP: 0.442, SLG: 0.857	C SI 90 X SI 90 0-1 SF7 1-2 3-H		F CH 81 X SI 89 0-1 11 K 1B		1 SAFE B SI 89 X SI 90 1-0 1-H HR		F SL 84 S FF 94 B FF 94 F CH 87 B CH 86 X FF 93 2-2 G4-3			3	1	2	3	0	0	0
11 Ryan Zimmerman, R (1, 3) OBP: 0.333, SLG: 0.323	C CU 78 X SI 90 0-1 20 3B 2-H 1B		B SI 92 1 SAFE S CU 75 C CU 76 S CU 78 1-3 K 1-2		C CU 76 B FF 90 X CU 77 1-1 G5-3			B FS 82 S FS 85 C SI 92 S FS 87 1-3 K2-3		4	1	1	1	0	2	1
20 Daniel Murphy, L (1, 4) OBP: 0.538, SLG: 0.844	1 SAFE B SI 90 X FF 90 1-0 1-H 3B			X SI 90 0-0 L9	C CU 77 S CU 77 B SI 89 B CH 80 B CH 82 X CU 77 3-2 L4			B FF 94 C FS 84 S FS 86 S FS 85 1-3 K		4	0	1	1	0	1	0
28 Jayson Werth, R (1, 7) OBP: 0.278, SLG: 0.323	C CU 78 C CU 77 X CU 78 0-2 P4			C FF 91 B FF 91 C CH 82 B FF 92 C CU 77 2-3 K	B SI 90 B SI 91 C CU 76 C FF 91 S CU 78 2-3 K			B FF 94 F FS 86 X SI 93 1-1 F9		4	0	0	0	0	2	1
40 Wilson Ramos, R (1, 2) OBP: 0.389, SLG: 0.556	B SI 92 C CU 77 X CU 78 1-1 G4-3			B FF 91 X FF 90 1-0 31 2B 2B		C FF 93 B SL 85 F SL 85 F FF 95 X FF 94 1-2 G6-3			X FF 89 0-0 G6-3	4	1	1	0	0	0	1
8 Danny Espinosa, S (1, 6) OBP: 0.289, SLG: 0.194		S SI 89 B CU 76 C CU 76 F SI 90 B CU 78 S CU 78 2-3 K		B CU 76 B CH 79 I IN 76 I IN 74 4-0 31 2B IBB		F FF 95 B SI 91 S SI 90 C CH 85 1-3 K			C FF 90 X CU 75 0-1 L9	3	1	0	0	1	2	0
31 Max Scherzer, R (1, 1) OBP: 0.125, SLG: 0.250 18 Matt Belisle, R (8, 1) 14 Chris Heisey, R (9, PH) OBP: 0.375, SLG: 0.714 27 Shawn Kelley, R (9, 1)		C FF 89 X SI 91 0-1 G6-3		C CU 73 X SI 89 0-1 1-H 2-H 2B		C FF 94 S SL 87 X SL 86 0-2 G6-3			B SI 90 S FF 90 B CH 83 B SI 90 C SI 89 X SI 90 3-2 HR	3 0 1 0	0 0 1 0	1 0 1 0	2 0 1 0	0 0 0 0	0 0 0 0	0 0 0 0
Inning Stats	R: 3 E: 1 K: 0 S: 12 H: 3 LOB: 1 BB: 1 P: 19	R: 0 E: 0 K: 2 S: 9 H: 0 LOB: 0 BB: 0 P: 12	R: 0 E: 0 K: 2 S: 8 H: 1 LOB: 0 BB: 0 P: 10	R: 2 E: 0 K: 1 S: 9 H: 2 LOB: 1 BB: 1 P: 17	R: 2 E: 0 K: 1 S: 11 H: 1 LOB: 0 BB: 1 P: 22	R: 0 E: 0 K: 1 S: 10 H: 0 LOB: 0 BB: 0 P: 12	R: 0 E: 0 K: 0 S: 9 H: 0 LOB: 0 BB: 0 P: 13	R: 0 E: 0 K: 2 S: 8 H: 0 LOB: 0 BB: 0 P: 11	R: 1 E: 0 K: 1 S: 9 H: 1 LOB: 0 BB: 0 P: 13	1B: 3 2B: 2 3B: 1 HR: 2 SF: 1 SAC: 0 DP: 0 HBP: 0						

PITCHER		IP	WLS	BF	H	R	ER	SO	BB	IBB	HBP	BLK	WP	HR	S	P	ERA	WHIP
27 Aaron Nola, R ERA: 5.68	(1, 1)	5.0	L	24	7	7	7	6	2	1	0	0	0	1	49	80	12.60	1.800
94 Dalier Hinojosa, R ERA: 3.18	(6, 1)	2.0		6	0	0	0	1	0	0	0	0	0	0	19	25	0.00	0.000
50 Héctor Neris, R ERA:	(8, 1)	1.0		3	0	0	0	2	0	0	0	0	0	0	8	11	0.00	0.000
40 James Russell, L ERA: 18.9	(9, 1)	1.0		4	1	1	1	1	0	0	0	0	0	1	9	13	9.00	1.000

PITCHER	IP	WLS	BF	H	R	ER	SO	BB	IBB	HBP	BLK	WP	HR	S	P	ERA	WHIP

TOP

Washington Nationals @ Philadelphia Phillies
Citizens Bank Park, Philadelphia, PA
Sat Apr 16 2016, 7:09 PM - 9:44 PM EDT
Att. 30,320 - Partly Cloudy - 67 F

livebaseballscorecards.com

AB	33
R	8
H	8
RBI	8
BB	3
SO	10
LOB	4

WP: 0 PA: 37
PB: 0
SB: 0
CS: 0

BOTTOM

Washington Nationals @ Philadelphia Phillies
Citizens Bank Park, Philadelphia, PA
Sat Apr 16 2016, 7:09 PM - 9:44 PM EDT
Att. 30,320 - Partly Cloudy - 67 F

livebaseballscorecards.com

Batter	1	2	3	4	5	6	7	8	9	AB	R	H	RBI	BB	SO	LOB
16 César Hernández, S (1, 4) OBP: 0.282, SLG: 0.342	C FF 94 S FF 94 F FF 94 X CU 78 0-2 ① G6-3		C FF 92 C CU 80 B FC 90 B FF 96 S CH 87 2-3 ② K		B CU 79 B CH 87 C FF 96 B CH 88 X FF 95 3-1 ③ P5			C FF 90 F FF 91 F SI 90 X CU 77 0-2 ① F8		4	0	0	0	0	1	1
37 Odúbel Herrera, L (1, 8) OBP: 0.429, SLG: 0.421	B CU 80 S FF 95 B FF 94 C FF 95 B FF 95 F CH 88 B FF 96 4-2 7 1B BB		B CH 88 C FF 95 X CH 87 1-1 ③ G1-3			B FF 93 B CU 77 X FF 95 2-0 ① P5		C FF 91 F CU 77 B SI 93 B SL 88 X FF 91 2-2 2B		3	0	1	0	1	0	0
7 Maikel Franco, R (1, 5) OBP: 0.356, SLG: 0.488	X SL 86 0-0 1-2 1B			B FF 95 C FF 94 C FF 95 B SL 86 B FF 96 X SL 87 3-2 ① P5		F SL 84 B FF 94 S SL 84 X CH 86 1-2 ② G5-3		F SL 88 B FF 92 B SI 92 B CH 89 X SL 89 3-1 ② G6-3		4	0	1	0	0	0	1
6 Ryan Howard, L (1, 3) OBP: 0.262, SLG: 0.528	X FF 95 0-0 ② F4			B CH 86 F FF 95 C CH 85 F CH 86 S FC 90 1-3 ② K		C FF 95 B FF 94 B CH 85 F FF 95 B CU 79 F FF 96 C CH 86 3-3 ③ K		C CU 76 X FF 91 0-1 ③ P5		4	0	0	0	0	2	3
18 Darin Ruf, R (1, 7) OBP: 0.143, SLG: 0.083	D SL 85 X SL 85 1-0 ③ P4			C FF 94 F FF 95 S SL 85 0-3 ③ K			C SL 85 B FF 94 S FF 93 B CH 85 F SL 88 B FF 96 F SL 86 S FF 95 3-3 ① K		C FF 91 S SL 83 S SL 81 0-3 ① K	4	0	0	0	0	3	2
13 Freddy Galvis, S (1, 6) OBP: 0.256, SLG: 0.325		B FF 93 X FF 93 1-0 ① B4-3			F FF 92 F FF 94 F SL 88 X CU 79 0-2 ① F7		B CU 79 F FF 93 X SL 89 1-1 21 G4-3 29 1B 1B		B FF 90 X FF 90 1-0 29 WP 1B	4	0	2	0	0	0	0
29 Cameron Rupp, R (1, 2) OBP: 0.259, SLG: 0.444		F FF 94 S SL 87 T FF 96 0-2 ② K			B SL 84 B FF 94 S FF 94 T FF 94 B SL 86 F FF 95 X FF 94 3-2 HR		F FF 93 C SL 84 X SL 84 0-2 21 G4-3 1-2 1B		S SL 82 S SL 82 B SL 83 C SL 82 1-3 ② K 1-2	4	1	2	1	0	2	1
21 Cedric Hunter, L (1, 9) OBP: 0.143, SLG: 0.182		B FF 94 B FF 94 F FF 95 X CH 88 2-1 ③ G6-3			F FF 94 B FF 96 F CU 80 F FF 95 B CH 85 X CH 86 2-2 ② G6-3		B FF 96 X FF 95 1-0 ② G4-3 1-2 2-3		B SL 80 C SL 82 F SL 84 C SL 83 1-3 ③ K	4	0	0	0	0	1	3
27 Aaron Nola, R (1, 1) 15 Emmanuel Burriss, S (5, PH) OBP: 0.250, SLG: 0.300 94 Dalier Hinojosa, R (6, 1) 4 Andrés Blanco, S (7, PH) OBP: 0.357, SLG: 0.417 50 Héctor Neris, R (8, 1) 40 James Russell, L (9, 1)			C FF 93 C SL 85 C FF 95 0-3 ① K		C FF 92 X FF 94 0-1 3B		B CU 80 S CH 86 C FF 97 D CH 86 X FF 96 2-2 ③ F7			1 1 0 1 0 0 0	0 0 0 0 0 0 0	0 1 0 0 0 0 0	0 0 0 0 0 0 0	0 0 0 0 0 0 0	1 0 0 0 0 0 0	0 0 0 2 0 0 0
Inning Stats	R: 0 E: 0 K: 0 S: 10 H: 1 LOB: 2 BB: 1 P: 15	R: 0 E: 0 K: 1 S: 6 H: 0 LOB: 0 BB: 0 P: 9	R: 0 E: 0 K: 2 S: 8 H: 0 LOB: 0 BB: 0 P: 11	R: 0 E: 0 K: 2 S: 10 H: 0 LOB: 0 BB: 0 P: 14	R: 1 E: 0 K: 0 S: 16 H: 2 LOB: 1 BB: 0 P: 24	R: 0 E: 0 K: 1 S: 8 H: 0 LOB: 0 BB: 0 P: 14	R: 0 E: 0 K: 1 S: 14 H: 2 LOB: 2 BB: 0 P: 21	R: 0 E: 0 K: 0 S: 11 H: 1 LOB: 1 BB: 0 P: 16	R: 0 E: 0 K: 3 S: 10 H: 1 LOB: 1 BB: 0 P: 13	1B: 4 2B: 1 3B: 1 HR: 1	SF: 0 SAC: 0 DP: 0 HBP: 0		WP: 1 PB: 0 SB: 0 CS: 0	PA: 35			

	AB	34
	R	1
	H	7
	RBI	1
	BB	1
	SO	10
	LOB	13

PITCHER		IP	WLS	BF	H	R	ER	SO	BB	IBB	HBP	BLK	WP	HR	S	P	ERA	WHIP
31 Max Scherzer, R ERA: 3.15	(1, 1)	7.0	W	27	5	1	1	7	1	0	0	0	0	0	72	108	1.29	0.857
18 Matt Belisle, R ERA: 3.86	(8, 1)	1.0		4	1	0	0	0	0	0	0	0	0	0	11	16	0.00	1.000
27 Shawn Kelley, R ERA:	(9, 1)	1.0		4	1	0	0	3	0	0	0	0	1	0	10	13	0.00	1.000

PITCHER	IP	WLS	BF	H	R	ER	SO	BB	IBB	HBP	BLK	WP	HR	S	P	ERA	WHIP

Batter	1	2	3	4	5	6	7	8	9	10	AB	R	H	RBI	BB	SO	LOB
14 Chris Heisey, R (1, 8) OBP: 0.417, SLG: 0.600	F SI 94 S SI 95 S CU 81 0-3 K			C SI 95 B CU 82 C FF 87 X SI 95 1-2 6 G6-4-3 1B		B CU 81 B SI 94 B SI 95 B SI 95 4-0 6 1B 2-3 BB		C CU 81 B FF 95 F FF 95 X FF 95 1-2 G5-3		B SI 90 B CH 81 B SI 88 C SI 88 C SI 90 C SI 90 3-3 K	3	0	1	0	1	1	0
73 Felipe Vázquez, L (8, 1)											0	0	0	0	0	0	0
21 Matthew den Dekker, L (9, 8) OBP: 0.222, SLG: 0.250											1	0	0	0	0	1	0
6 Anthony Rendon, R (1, 5) OBP: 0.319, SLG: 0.341	B FF 97 S SI 88 F CU 82 X SI 96 1-2 G6-3			C SI 95 X SI 96 0-1 G6-4-3 1-2f		B SI 87 C SI 95 X SI 95 1-1 34 WP 1-3 3-H 1B		C CU 81 X CU 83 0-1 2B		L SL 84 F SL 86 X SI 92 0-2 L8	5	0	2	1	0	0	1
34 Bryce Harper, L (1, 9) OBP: 0.458, SLG: 0.897	X SI 95 0-0 1B			S SI 95 B CU 83 F SI 88 S CU 82 1-3 K		S CU 82 B CU 83 C FF 91 X CU 82 1-2 G6-3 1-2		C SL 82 B FF 93 F FF 91 B FF 92 B SL 84 F FF 92 F SL 83 B SL 86 4-2 BB		C SI 93 B SL 84 F SL 86 B SI 92 B SI 93 F CH 86 X SI 92 3-2 HR	4	1	2	1	1	1	2
20 Daniel Murphy, L (1, 4) OBP: 0.523, SLG: 0.784		B FS 86 B FF 89 F FF 91 B SI 86 S FF 90 F FF 91 F CU 81 X SI 95 3-2 F7		C SI 94 B SI 93 B CU 81 C CU 80 X SI 87 2-2 25 G4-6-3 1B			F FF 93 B FF 95 X FS 87 1-1 28 FC5-4 1B	D SL 84 F SL 82 X FF 93 1-1 F8		S SL 84 S CH 85 B SL 84 B SL 84 F SI 93 F CH 85 X SI 92 2-2 G3-1	5	0	2	0	0	0	2
28 Jayson Werth, R (1, 7) OBP: 0.275, SLG: 0.343		C CU 81 F SI 95 X SI 96 0-2 F9		C SI 87 F SI 94 1 SAFE S CU 81 0-3 K			B SL 86 X SL 86 1-0 FC5-4 25 BB 1-2f		B SL 83 X SI 91 1-0 2B		4	0	1	0	0	1	2
25 Clint Robinson, L (1, 3) OBP: 0.154, SLG: 0.083		C SI 95 T FF 90 B CU 81 B SI 95 B CU 80 S FF 90 3-3 K		F FF 90 C CU 80 B SI 95 D CU 83 X CU 81 2-2 G4-6-3 1-2f			B SI 94 D FS 86 B FS 87 1 SAFE B SI 93 4-0 BB 1-2		C SI 90 B SI 91 B CH 80 D CH 82 F SI 90 S SL 83 3-3 K		3	0	0	0	1	2	2
10 Stephen Drew, L (1, 6) OBP: 0.333, SLG: 0.545			B CU 81 C CU 80 B FF 90 S SI 87 B SI 95 X SI 96 3-2 G5-3			B CU 80 B CU 79 B SI 94 C SI 94 B FS 88 4-1 14 BLK 59 G1-4-3 6 1B BB	C FS 86 F FF 92 F FF 94 S FS 87 0-3 K		C SL 82 S CH 84 C SI 92 0-3 K	3	1	0	0	1	2	3
8 Danny Espinosa, S (10, 6) OBP: 0.289, SLG: 0.194											0	0	0	0	0	0	0
59 Jose Lobaton, S (1, 2) OBP: 0.286, SLG: 0.167			B FF 91 B SI 96 X SI 95 2-0 F8			X SI 94 0-0 G1-4-3 1-2	B FS 87 S FS 85 X FS 86 1-1 G3-1		B CH 84 B SI 93 B SL 81 B SL 80 4-0 BB		3	0	0	0	1	0	3
47 Gio González, R (1, 1) OBP: 0.333, SLG: 0.333			F SI 95 S SI 96 C CU 81 0-3 K			C CU 79 C CU 81 S CU 81 0-3 K		B CU 80 C FF 95 S FF 94 F CU 83 X CU 83 1-2 L8	X SI 93 0-0 G4-3		2	0	0	0	0	2	1
3 Michael Taylor, R (8, PH) OBP: 0.163, SLG: 0.220											2	0	0	0	0	0	2
(8, 8)																	
45 Blake Treinen, R (9, 1)											0	0	0	0	0	0	0
58 Jonathan Papelbon, R (10, 1)											0	0	0	0	0	0	0
Inning Stats	R: 0 E: 0 K: 1 S: 7 H: 1 LOB: 1 BB: 0 P: 8	R: 0 E: 0 K: 1 S: 11 H: 0 LOB: 0 BB: 0 P: 17	R: 0 E: 0 K: 1 S: 7 H: 0 LOB: 0 BB: 0 P: 12	R: 0 E: 0 K: 1 S: 8 H: 1 LOB: 0 BB: 0 P: 10	R: 0 E: 0 K: 1 S: 9 H: 1 LOB: 0 BB: 0 P: 13	R: 1 E: 0 K: 1 S: 10 H: 1 LOB: 2 BB: 2 P: 20	R: 0 E: 0 K: 1 S: 9 H: 1 LOB: 2 BB: 1 P: 16	R: 0 E: 0 K: 0 S: 15 H: 1 LOB: 2 BB: 1 P: 22	R: 0 E: 0 K: 2 S: 8 H: 1 LOB: 2 BB: 1 P: 16	R: 1 E: 0 K: 1 S: 15 H: 1 LOB: 0 BB: 0 P: 23							

PITCHER	IP	WLS	BF	H	R	ER	SO	BB	IBB	HBP	BLK	WP	HR	S	P	ERA	WHIP
47 Charlie Morton, R (1, 1) ERA: 3.86	6.0		21	4	1	1	6	2	0	0	1	1	0	52	80	1.50	1.000
50 Héctor Neris, R (7, 1) ERA:	1.0		5	1	0	0	1	1	0	0	0	0	0	9	16	0.00	2.000
30 David Hernandez, R (8, 1) ERA: 5.06	0.2		3	1	0	0	0	0	0	0	0	0	0	9	11	0.00	1.500
59 Elvis Araujo, L (8, 1) ERA:	0.1		2	0	0	0	0	1	0	0	0	0	0	6	11	0.00	3.000
46 Jeanmar Gómez, R (9, 1) ERA: 2.57	2.0	W	9	2	1	1	3	1	0	0	0	0	1	23	39	4.50	1.500

PITCHER	IP	WLS	BF	H	R	ER	SO	BB	IBB	HBP	BLK	WP	HR	S	P	ERA	WHIP

TOP

Washington Nationals @ Philadelphia Phillies
Citizens Bank Park, Philadelphia, PA
Sun Apr 17 2016, 1:40 PM - 5:03 PM EDT
Att. 37,378 - Sunny - 63 F

livebaseballscorecards.com

AB	35
R	2
H	8
RBI	2
BB	5
SO	10
LOB	18

1B: 5	SF: 0	WP: 1	PA: 40
2B: 2	SAC: 0	PB: 0	
3B: 0	DP: 2	SB: 0	
HR: 1	HBP: 0	CS: 0	

Batter	1	2	3	4	5	6	7	8	9	10	AB	R	H	RBI	BB	SO	LOB
13 Freddy Galvis, S (1, 6) OBP: 0.250, SLG: 0.333	C SI 89 B CH 81 B FF 90 B SI 91 C FF 91 X SI 90 3-2 ① G6-3		B FF 92 F CH 82 B FF 92 B FF 90 X SI 91 3-1 ② G5-3		X CH 80 0-0 ③ L7			B FF 97 S CH 89 F FF 97 X CH 90 1-2 ② G1-3		F FF 94 B FF 95 F FF 95 X FF 94 1-2 2-H 2B	5	0	1	1	0	0	1
16 César Hernández, S (1, 4) OBP: 0.279, SLG: 0.333	X FF 91 0-0 1B		S CH 83 F CH 82 F FF 91 B CU 79 S CH 84 1-3 ③ K			B CU 75 B FF 91 C SI 90 B FF 92 X SI 91 3-1 ① F9		S CH 89 B CH 88 S FF 98 X FF 99 1-2 ③ G4-3			4	0	1	0	0	1	0
37 Odúbel Herrera, L (1, 8) OBP: 0.415, SLG: 0.390	1 SAFE B FF 88 C FF 89 C FF 89 1 SAFE B CU 75 1 SAFE X CU 75 2-2 ② P5			C CU 74 B CU 76 X FF 91 1-1 ① G4-3		B CU 77 B FF 92 B FF 92 C FF 92 B FF 92 4-1 7 G6-4-3 BB			B FF 95 B FF 95 B FF 95 C FF 95 F FF 94 F FF 96 X FF 96 3-2 ① G6-3		3	0	0	0	1	0	1
7 Maikel Franco, R (1, 5) OBP: 0.327, SLG: 0.444	B CH 80 C SI 90 F CU 75 1 SAFE S FF 90 1-3 ③ K			S CU 78 F FF 91 B CU 78 B CH 84 S CU 78 2-3 ② K		B CU 76 1 SAFE X CH 80 1-0 ②③ G6-4-3 1-2f			X SL 86 0-0 ② G5-3		4	0	0	0	0	2	2
18 Darin Ruf, R (1, 3) OBP: 0.176, SLG: 0.200 6 Ryan Howard, L (9, PH) OBP: 0.256, SLG: 0.514 (10, 3)		B FF 89 C CH 81 B FF 90 F CH 83 X FF 91 2-2 ① F7		C CU 77 S CH 84 B CH 84 X CH 83 1-2 2B			F FF 91 B CU 78 C FF 91 F CU 78 S FF 92 1-3 ① K		F SI 96 B SI 97 F SL 87 F SL 88 F SI 97 F SL 86 X SL 86 1-2 ③ F9		3 1	0 0	1 0	0 0	0 0	1 0	0 0
51 Carlos Ruiz, R (1, 2) OBP: 0.292, SLG: 0.524	B SI 91 B SI 91 B SI 91 X FF 90 3-0 HR		B SI 91 C CH 83 B SI 91 B CU 77 F CH 84 F FF 91 F CU 77 S CU 76 3-3 ③ K2-3				B CH 83 B FF 90 B CH 81 C SI 90 B SI 92 4-1 BB			C SI 93 S SL 81 X FF 93 0-2 ① F8	3	1	1	1	1	1	1
17 Peter Bourjos, R (1, 9) OBP: 0.184, SLG: 0.270		L CH 82 S CH 82 B CH 82 S FF 91 1-3 ② K			F FF 91 X CU 77 0-1 47 SH1-4 1B		X CH 82 0-0 ② P3			C FF 94 C FF 94 B SL 82 X SL 82 1-2 4 1B 2B	4	1	2	0	0	1	1
2 Tyler Goeddel, R (1, 7) OBP: 0.077, SLG: 0.077 21 Cedric Hunter, L (10, PH) OBP: 0.139, SLG: 0.176		C FF 91 B CU 77 B CH 83 X FF 91 2-1 ③ F8			F FF 90 1 SAFE C SI 89 1 SAFE S FF 91 0-3 ① K		B CH 82 X SI 90 1-0 ③ L4			B FF 93 X FF 93 1-0 ② F8	3 1	0 0	0 0	0 0	0 0	1 0	2 1
47 Charlie Morton, R (1, 1) OBP: 0.200, SLG: 0.200 50 Héctor Neris, R (7, 1) 30 David Hernandez, R (8, 1) 59 Elvis Araujo, L (8, 1) 15 Emmanuel Burriss, S (8, PH) OBP: 0.231, SLG: 0.273 46 Jeanmar Gómez, R (9, 1) 4 Andrés Blanco, S (10, PH) OBP: 0.400, SLG: 0.462			S SI 90 T FF 91 S CU 77 0-3 ① K2-3		L FF 87 B FF 90 X FF 88 1-1 ② SH1-4 1-2			B FF 96 T FF 96 S CH 88 F CH 89 S FF 97 1-3 ① K		C FF 95 D FF 90 X SL 82 1-1 13 2B 2-H 1B	1 0 0 0 1 0 1	0 0 0 0 0 0 1	0 0 0 0 1 0 1	0 0 0 0 0 0 0	1 0 0 0 0 0 0	0 0 0 0 1 0 0	0 0 0 0 0 0 0
Inning Stats	R: 0 E: 0 K: 1 S: 10 H: 1 LOB: 1 BB: 0 P: 16	R: 1 E: 0 K: 1 S: 9 H: 1 LOB: 0 BB: 0 P: 17	R: 0 E: 0 K: 2 S: 9 H: 0 LOB: 0 BB: 0 P: 13	R: 0 E: 0 K: 2 S: 13 H: 1 LOB: 1 BB: 0 P: 20	R: 0 E: 0 K: 1 S: 8 H: 1 LOB: 1 BB: 0 P: 9	R: 0 E: 0 K: 0 S: 4 H: 0 LOB: 0 BB: 1 P: 12	R: 0 E: 0 K: 1 S: 7 H: 0 LOB: 1 BB: 1 P: 13	R: 0 E: 0 K: 1 S: 10 H: 0 LOB: 0 BB: 0 P: 13	R: 0 E: 0 K: 0 S: 11 H: 0 LOB: 0 BB: 0 P: 15	R: 2 E: 0 K: 0 S: 12 H: 3 LOB: 1 BB: 0 P: 16	1B: 3 2B: 3 3B: 0 HR: 1	SF: 0 SAC: 1 DP: 1 HBP: 0	WP: 0 PB: 0 SB: 0 CS: 0	PA: 37			

PITCHER		IP	WLS	BF	H	R	ER	SO	BB	IBB	HBP	BLK	WP	HR	S	P	ERA	WHIP
47 Gio González, L ERA: 0.69	(1, 1)	7.0		26	4	1	1	8	2	0	0	0	0	1	60	100	1.29	0.857
73 Felipe Vázquez, L ERA: 1.42	(8, 1)	1.1		4	0	0	0	1	0	0	0	0	0	0	14	20	0.00	0.000
45 Blake Treinen, R ERA: 1.93	(9, 1)	0.2		2	0	0	0	0	0	0	0	0	0	0	7	8	0.00	0.000
58 Jonathan Papelbon, R ERA: 4.76	(10, 1)	0.2	L	5	3	2	2	0	0	0	0	0	0	0	12	16	27.00	4.500

PITCHER	IP	WLS	BF	H	R	ER	SO	BB	IBB	HBP	BLK	WP	HR	S	P	ERA	WHIP

BOTTOM

Washington Nationals @ Philadelphia Phillies
Citizens Bank Park, Philadelphia, PA
Sun Apr 17 2016, 1:40 PM - 5:03 PM EDT
Att. 37,378 - Sunny - 63 F

livebaseballscorecards.com

AB	34
R	3
H	7
RBI	3
BB	2
SO	9
LOB	9

Batter	1	2	3	4	5	6	7	8	9	AB	R	H	RBI	BB	SO	LOB
3 Michael Taylor, R (1, 8) OBP: 0.208, SLG: 0.267	B FF 93 B FF 94 B FF 93 C FF 94 S FF 95 F FF 96 B FF 95 4-2 BB	B FF 95 B CU 82 F FF 94 C CU 83 F CU 85 F CU 84 S CU 85 2-3 ③ K			X CU 82 0-0 6 1B 34 SF9 2B		B SI 93 S SI 94 C SI 94 B SI 95 B CU 84 X SI 95 3-2 6 CS 1B		C FF 95 F SL 82 S FF 94 0-3 ② K	4	1	2	0	1	2	5
6 Anthony Rendon, R (1, 5) OBP: 0.308, SLG: 0.327	F FF 95 B CH 87 C FF 95 B FF 96 F FF 96 D CU 84 S CU 85 3-3 ① K		B FF 92 C FF 93 F FF 93 S FF 96 1-3 ① K		X FF 94 0-0 11 FC6-4 2-3 1B		C FC 87 F SI 93 D FC 88 B FC 88 B SI 93 X FC 88 3-2 ②③ L8 1-2		B FF 95 F FF 95 B FF 92 X FF 94 2-1 ③ F8 1-2 2-3	5	0	1	0	0	2	4
34 Bryce Harper, L (1, 9) OBP: 0.442, SLG: 0.854	B FF 96 B FF 95 C CH 86 X FF 94 2-1 ② F8		B SI 93 C FF 96 S FF 96 B FF 96 B CU 82 B FF 95 4-2 BB		X CH 87 0-0 ② SF9 3-H			F SI 92 F SL 88 X SI 93 0-2 ① G4-3		2	0	0	1	1	0	1
11 Ryan Zimmerman, R (1, 3) OBP: 0.325, SLG: 0.314	C FF 96 F FF 96 F FF 96 S FF 97 0-3 ③ K		F FF 93 C CU 83 B CU 84 S CU 83 1-3 ② K		B FF 95 D CU 83 X FF 92 2-0 ③ FC6-4 1-2f			C FF 94 X FF 94 0-1 1B		4	0	1	0	0	2	3
20 Daniel Murphy, L (1, 4) OBP: 0.500, SLG: 0.732		B FF 93 C FF 94 F FF 94 F CU 81 B CU 83 X CH 87 2-2 ① G4-3	S CH 86 X CH 87 0-1 ③ G6-3			C CH 85 X FF 94 0-1 1B		C SI 92 X SL 89 0-1 ② P6		4	0	1	0	0	0	2
28 Jayson Werth, R (1, 7) OBP: 0.273, SLG: 0.316		F FF 94 H FF 95 1-1 57 WP 40 WP HBP		B CU 82 B FF 93 S FF 94 C FF 93 B CU 84 C CU 83 3-3 ① K		C CU 83 D CU 84 F FF 94 C CU 84 1-3 ① K		C SL 89 C FF 93 B SI 94 S FF 94 1-3 ③ K		3	0	0	0	0	3	2
40 Wilson Ramos, R (1, 2) OBP: 0.350, SLG: 0.500		B FF 94 C FF 94 B CU 83 C CU 83 F FF 94 X CU 84 2-2 ② G5-3 1-2		S FF 94 F FF 94 B FF 96 F FF 96 S CU 84 1-3 ② K		F FF 94 F CU 83 X CU 84 0-2 ② L9			B FF 94 X FF 93 1-0 ① G6-3	4	0	0	0	0	1	2
8 Danny Espinosa, S (1, 6) OBP: 0.310, SLG: 0.206		B CU 83 B CU 83 I IN 69 I IN 69 4-0 57 BB IBB		X FF 93 0-0 ③ G4-3		B CH 85 X CH 85 1-0 ③ P3			B FF 94 F FF 93 B SL 81 F FF 94 B FF 94 F FF 95 X FF 94 3-2 6 WP 25 BB 1B	3	0	1	0	1	0	1
57 Tanner Roark, R (1, 1) 21 Matthew den Dekker, L (7, PH) OBP: 0.200, SLG: 0.222 46 Oliver Perez, L (7, 1) 18 Matt Belisle, R (7, 1) 52 Yusmeiro Petit, R (8, 1) 25 Clint Robinson, L (9, PH) OBP: 0.214, SLG: 0.083		B FF 94 F FF 94 F FF 96 D CU 86 F FF 96 B CU 85 B FF 96 4-2 1-2 2-3 BB			C SI 92 B FF 94 S FF 93 S FF 95 1-3 ① K		X SI 93 0-0 ① G6-3		C FF 94 B FF 96 B FF 94 B FF 94 B FF 95 4-1 6 WP 1-2 BB	1	0	0	0	1	1	0
										1	0	0	0	0	0	0
										0	0	0	0	0	0	0
										0	0	0	0	0	0	0
										0	0	0	0	0	0	0
										0	0	0	0	1	0	0
Inning Stats	R: 0 E: 0 K: 2 S: 13 H: 0 LOB: 1 BB: 1 P: 22	R: 0 E: 0 K: 1 S: 17 H: 0 LOB: 3 BB: 2 P: 32	R: 0 E: 0 K: 2 S: 10 H: 0 LOB: 1 BB: 1 P: 16	R: 0 E: 0 K: 2 S: 8 H: 0 LOB: 0 BB: 0 P: 12	R: 1 E: 0 K: 1 S: 7 H: 2 LOB: 1 BB: 0 P: 10	R: 0 E: 0 K: 1 S: 9 H: 1 LOB: 1 BB: 0 P: 11	R: 0 E: 0 K: 0 S: 7 H: 1 LOB: 0 BB: 0 P: 13	R: 0 E: 0 K: 1 S: 10 H: 1 LOB: 1 BB: 0 P: 11	R: 0 E: 0 K: 1 S: 11 H: 1 LOB: 2 BB: 1 P: 21	1B: 5 2B: 1 3B: 0 HR: 0 SF: 1 SAC: 0 DP: 0 HBP: 1						

PITCHER		IP	WLS	BF	H	R	ER	SO	BB	IBB	HBP	BLK	WP	HR	S	P	ERA	WHIP
José Fernández, R ERA: 3.78	(1, 1)	6.0	W	26	3	1	1	9	3	1	1	0	2	0	64	103	1.50	1.000
57 Bryan Morris, R ERA: 4.26	(7, 1)	1.0		3	1	0	0	0	0	0	0	0	0	0	7	13	0.00	1.000
35 David Phelps, R ERA: 1.8	(8, 1)	1.0		4	1	0	0	1	0	0	0	0	0	0	10	11	0.00	1.000
46 Kyle Barraclough, R ERA:	(9, 1)	1.0		5	1	0	0	1	1	0	0	0	1	0	11	21	0.00	2.000

PITCHER	IP	WLS	BF	H	R	ER	SO	BB	IBB	HBP	BLK	WP	HR	S	P	ERA	WHIP

TOP

Washington Nationals @ Miami Marlins

Marlins Park, Miami, FL

Mon Apr 18 2016, 7:12 PM - 9:54 PM EDT

Att. 16,112 - Roof Closed - 73 F

livebaseballscorecards.com

AB	31
R	1
H	6
RBI	1
BB	5
SO	11
LOB	20

WP: 3 PA: 38
PB: 0
SB: 0
CS: 1

BOTTOM

Washington Nationals @ Miami Marlins

Marlins Park, Miami, FL

Mon Apr 18 2016, 7:12 PM - 9:54 PM EDT

Att. 16,112 - Roof Closed - 73 F

livebaseballscorecards.com

Batter	1	2	3	4	5	6	7	8	9	AB	R	H	RBI	BB	SO	LOB
9 Dee Strange-Gordon, L (1, 4) OBP: 0.304, SLG: 0.400	B SI 90 X SI 91 1-0 21 BLK 14 S 21 1B 1B	B SI 89 X CH 81 1-0 ① L9 2-3		X SI 92 0-0 ③ B1-3			C SL 77 S SL 79 X SL 80 0-2 ① P5	X FF 87 0-0 ③ FC6 1-2f		5	1	1	0	0	0	4
14 Martín Prado, R (1, 5) OBP: 0.391, SLG: 0.439	C SI 90 B SI 90 B SL 86 X SL 86 2-1 ① L1 1-2	B SI 88 F SI 89 B SL 86 B SI 92 F SI 92 X SI 92 3-2 ② G5-3 1-2 3-H			C SI 89 X SI 89 0-1 21 G6-3 1B		B FF 91 B SL 80 B SL 80 C FF 92 C FF 91 B SL 80 4-2 21 1B 27 1B BB			3	1	1	1	1	0	2
21 Christian Yelich, L (1, 7) OBP: 0.510, SLG: 0.526	C SI 91 B SI 92 X SL 87 1-1 41 G3 27 BB 13 1B 2-H 1B	B CU 76 B SI 91 C SI 90 S CH 81 B SI 91 S SL 85 3-3 ③ K			C SI 89 X SI 88 0-1 ①② G6-3 1-2f		B FF 92 C SL 81 X SI 90 1-1 27 1B 1-2 1B			4	1	2	1	0	1	2
27 Giancarlo Stanton, R (1, 9) OBP: 0.353, SLG: 0.452	D SL 87 B SI 91 C SL 86 1 SAFE B SL 86 B SI 92 4-1 41 G3 13 1B 1-2 BB		B SI 89 B SI 90 B SI 89 C SI 92 S SI 92 X SI 92 3-2 ① G5-3		B SI 92 B SI 86 X SI 90 2-0 HR		B SI 88 X SL 84 1-0 1-3 2-H 1B			3	2	2	2	1	0	0
41 Justin Bour, L (1, 3) OBP: 0.350, SLG: 0.441 35 David Phelps, R (8, 1) OBP: 0.500, SLG: 0.500 46 Kyle Barraclough, R (9, 1)	X CH 83 0-0 ② G3 1-2 2-3		B SI 92 X SI 91 1-0 ② G1-3		C CH 82 S CH 83 B SI 89 F SL 86 F CH 82 C SI 92 1-3 ③ K		F FF 88 S FF 88 F CU 76 S SL 88 0-3 ② K			4 0 0	0 0 0	0 0 0	0 0 0	0 0 0	2 0 0	4 0 0
13 Marcell Ozuna, R (1, 8) OBP: 0.213, SLG: 0.304	S SL 84 D SL 86 C SI 92 B SL 85 X SL 86 2-2 2-H 3-H 1B		C SI 93 C SI 93 F SI 94 X SL 87 0-2 ③ F9			X SI 89 0-0 ① G5-3	B FF 90 F FF 90 S FF 90 X SL 88 1-2 ③ L8			4	0	1	2	0	0	2
11 J.T. Realmuto, R (1, 2) OBP: 0.256, SLG: 0.289	C SI 92 B SL 85 B SI 92 C SI 92 X SI 92 2-2 ③ G4-3			F FF 90 X SI 91 0-1 3 G6-3 2B		B SI 92 B SI 89 X SI 92 2-0 ② G5-3		X SL 86 0-0 ① P3		4	0	1	0	0	0	1
3 Adeiny Hechavarría, R (1, 6) OBP: 0.293, SLG: 0.400		C SI 90 X CU 76 0-1 9 L9 E 14 G5-3 1B		B SL 84 F SL 84 X SI 90 1-1 ① G6-3 2-3		B SL 85 B SL 84 F SI 92 B SI 92 B SI 92 4-1 BB		C SL 86 B CU 76 F SL 83 S FF 88 1-3 ② K		3	1	1	0	1	1	1
José Fernández, R (1, 1) OBP: 0.400, SLG: 0.250 51 Ichiro Suzuki, L (6, PH) OBP: 0.455, SLG: 0.500 57 Bryan Morris, L (7, 1) 19 Miguel Rojas, R (8, 3) OBP: 0.571, SLG: 0.500		C SI 89 1 SAFE X SL 84 0-1 FC2 14 G5-3 1-2		S SL 85 B SI 90 S SL 84 X SL 85 1-2 ② G6-3		X SI 91 0-0 ③ F8		B FF 87 C SL 82 C SL 86 X CU 76 1-2 9 FC6 1B		2 1 0 1	0 0 0 0	0 0 0 1	0 0 0 0	0 0 0 0	2 1 0 0	2 1 0 0
Inning Stats	R: 3 E: 0 K: 0 S: 13 H: 3 LOB: 1 BB: 1 P: 25	R: 1 E: 1 K: 1 S: 11 H: 1 LOB: 1 BB: 0 P: 18	R: 0 E: 0 K: 0 S: 8 H: 0 LOB: 0 BB: 0 P: 12	R: 0 E: 0 K: 0 S: 8 H: 1 LOB: 1 BB: 0 P: 10	R: 1 E: 0 K: 1 S: 10 H: 2 LOB: 0 BB: 0 P: 13	R: 0 E: 0 K: 0 S: 4 H: 0 LOB: 1 BB: 1 P: 10	R: 1 E: 0 K: 1 S: 15 H: 2 LOB: 2 BB: 1 P: 22	R: 0 E: 0 K: 1 S: 8 H: 1 LOB: 1 BB: 0 P: 10								

AB	34
R	6
H	10
RBI	6
BB	3
SO	4
LOB	19

1B: 8	SF: 0	WP: 0	PA: 37
2B: 1	SAC: 0	PB: 0	
3B: 0	DP: 1	SB: 1	
HR: 1	HBP: 0	CS: 0	

PITCHER		IP	WLS	BF	H	R	ER	SO	BB	IBB	HBP	BLK	WP	HR	S	P	ERA	WHIP
57 Tanner Roark, R ERA: 3.71	(1, 1)	6.0	L	27	7	5	4	2	2	0	0	1	0	1	54	88	6.00	1.500
46 Oliver Pérez, L ERA: 3.38	(7, 1)	0.1		3	1	1	1	0	1	0	0	0	0	0	7	12	27.00	6.000
18 Matt Belisle, R ERA: 3.0	(7, 1)	0.2		3	1	0	0	1	0	0	0	0	0	0	8	10	0.00	1.500
52 Yusmeiro Petit, R ERA: 4.15	(8, 1)	1.0		4	1	0	0	1	0	0	0	0	0	0	8	10	0.00	1.000

PITCHER	IP	WLS	BF	H	R	ER	SO	BB	IBB	HBP	BLK	WP	HR	S	P	ERA	WHIP

Batter	1	2	3	4	5	6	7	8	9	AB	R	H	RBI	BB	SO	LOB
3 Michael Taylor, R (1, 8) OBP: 0.208, SLG: 0.280	X FF 92 0-0 ① F8		B FF 91 C CH 83 S CH 83 B FF 94 C FF 93 2-3 ② K		B FF 91 S CH 82 F FF 91 S SL 84 1-3 ③ K		S CH 82 S FF 91 X SL 85 0-2 1-3 34 HR 2B		F CH 83 B SI 91 F FC 86 X CH 83 1-2 ② G6-3	5	1	1	0	0	2	1
6 Anthony Rendon, R (1, 5) OBP: 0.333, SLG: 0.346	B FF 91 F FF 92 X FF 92 1-1 34 WP 2B		F FF 92 B CH 83 B CH 83 X CH 82 2-1 ③ G5-3			B FF 91 C FF 90 B SL 83 S FF 92 F SL 84 X CH 84 2-2 ① G3	B FF 91 B FF 90 B FF 91 C FF 91 F FF 90 B FF 90 4-2 34 HR BB		C SI 90 B SI 89 B CH 83 B CH 83 B SI 89 4-1 BB	3	1	1	0	2	0	0
34 Bryce Harper, L (1, 9) OBP: 0.429, SLG: 0.867 21 Matthew den Dekker, L (9, PH) OBP: 0.182, SLG: 0.200 (9, 9)	F FF 91 F CH 84 F FF 92 B SL 86 F FF 94 B CH 84 S CH 83 2-3 ② K 2-3			B FF 91 C FF 91 F FF 92 B FF 93 B FF 93 S FF 94 3-3 ① K		X FF 92 0-0 ② L9	B FC 85 B SI 89 S CH 81 X FC 86 2-1 1-H 2-H 3-H HR		C FC 86 X CU 76 0-1 ③ G3	4 1	1 0	1 0	4 0	0 0	2 0	1 1
11 Ryan Zimmerman, R (1, 3) OBP: 0.318, SLG: 0.385	B FF 92 X FF 93 1-0 ③ G4-3			S SL 84 C FF 93 B FF 93 B SL 86 S SL 84 2-3 ② K		B FF 92 B FF 93 X FF 91 2-0 ③ F9	B SI 89 B CH 84 F SI 90 X FC 86 2-1 HR			4	1	1	1	0	1	1
20 Daniel Murphy, L (1, 4) OBP: 0.500, SLG: 0.733 10 Stephen Drew, L (9, 4) OBP: 0.333, SLG: 0.545		F FF 91 X FF 91 0-1 40 G6-3 2B		B FF 93 B FF 92 C FF 93 F CH 84 F CH 83 X SL 85 2-2 1B			x FF 89 0-0 ① F8 b FC 87 1-1 c FC 86 x SI 88 L7			4 0	0 0	2 0	0 0	0 0	0 0	0 0
28 Jayson Werth, R (1, 7) OBP: 0.292, SLG: 0.390 27 Shawn Kelley, R (9, 1)		B FF 91 B FF 92 C FF 91 F CH 83 B FF 92 B FF 93 4-2 40 G6-3 BB		1 SAFE T CH 82 F FF 91 F FF 92 S CH 81 0-3 ③ K			B FF 90 F FF 91 F SL 84 B FF 92 B CH 82 X FF 92 3-2 HR	C SI 89 B CH 83 X CH 83 1-1 ① L8		3 0	1 0	1 0	1 0	1 0	1 0	1 0
40 Wilson Ramos, R (1, 2) OBP: 0.341, SLG: 0.545		B FF 90 C FF 92 X SL 84 1-1 ①② G6-3 1-2f 2-3			F CH 80 B CH 81 X FF 91 1-1 ① F8		X SL 83 0-0 HR	B SI 90 X FF 89 1-0 ② F8		4	1	1	1	0	0	2
8 Danny Espinosa, S (1, 6) OBP: 0.283, SLG: 0.184		B FF 93 S SL 85 C FF 94 B FF 94 S SL 85 2-3 ③ K			C CH 82 X FF 90 0-1 ② F9		X FF 91 0-0 ② F9	B SI 89 X CH 84 1-0 ③ G5-3		4	0	0	0	0	1	1
37 Stephen Strasburg, R (1, 1) OBP: 0.250, SLG: 0.250 14 Chris Heisey, R (9, PH) OBP: 0.385, SLG: 0.545 (9, 7)			C FF 90 F FF 91 C FF 92 0-3 ① K		X FF 90 0-0 1B		X FF 92 0-0 3 2B 34 HR 1B		C SI 90 B CH 84 S CH 84 C CU 76 1-3 ① K	3 1	1 0	2 0	0 0	0 0	1 1	0 0
Inning Stats	R: 0 E: 0 K: 1 S: 9 H: 1 LOB: 1 BB: 0 P: 13	R: 0 E: 0 K: 1 S: 9 H: 1 LOB: 1 BB: 1 P: 16	R: 0 E: 0 K: 2 S: 8 H: 0 LOB: 0 BB: 0 P: 12	R: 0 E: 0 K: 3 S: 14 H: 1 LOB: 1 BB: 0 P: 21	R: 0 E: 0 K: 1 S: 8 H: 1 LOB: 1 BB: 0 P: 10	R: 0 E: 0 K: 0 S: 6 H: 0 LOB: 0 BB: 0 P: 10	R: 7 E: 0 K: 0 S: 18 H: 6 LOB: 0 BB: 1 P: 30	R: 0 E: 0 K: 0 S: 4 H: 0 LOB: 0 BB: 0 P: 7	R: 0 E: 0 K: 1 S: 9 H: 0 LOB: 1 BB: 1 P: 15	1B: 3 2B: 3 3B: 0 HR: 4 SF: 0 SAC: 0 DP: 1 HBP: 0						

PITCHER		IP	WLS	BF	H	R	ER	SO	BB	IBB	HBP	BLK	WP	HR	S	P	ERA	WHIP
61 Adam Conley, L ERA: 4.61	(1, 1)	6.2	L	28	8	4	4	8	1	0	0	0	1	2	64	95	5.40	1.350
64 Nick Wittgren, R ERA:	(7, 1)	0.0		1	0	0	0	0	1	0	0	0	0	0	2	6	∞	∞
45 Chris Narveson, L ERA: 8.64	(7, 1)	2.1		10	2	3	3	1	1	0	0	0	0	2	19	33	11.57	1.286

PITCHER	IP	WLS	BF	H	R	ER	SO	BB	IBB	HBP	BLK	WP	HR	S	P	ERA	WHIP

TOP

Washington Nationals @ Miami Marlins

Marlins Park, Miami, FL

Tue Apr 19 2016, 7:11 PM - 9:49 PM EDT

Att. 16,529 - Roof Closed - 72 F

livebaseballscorecards.com

AB	36
R	7
H	10
RBI	7
BB	3
SO	9
LOB	8

Washington Nationals @ Miami Marlins

Marlins Park, Miami, FL

Tue Apr 19 2016, 7:11 PM - 9:49 PM EDT

Att. 16,529 - Roof Closed - 72 F

livebaseballscorecards.com

BOTTOM

Batter	1	2	3	4	5	6	7	8	9	AB	R	H	RBI	BB	SO	LOB
9 Dee Strange-Gordon, L (1, 4) OBP: 0.305, SLG: 0.386 32 Derek Dietrich, L (8, 4) OBP: 0.455, SLG: 0.600	F FF 94 C CU 81 B FF 94 S CU 81 1-3 K ①		B CH 88 T CH 89 B FF 95 S FF 95 F SL 89 B FF 94 F FF 95 B FF 95 4-2 BB			F FF 93 F SL 88 F CU 81 T CH 88 0-2 K ①		B CH 88 C FF 94 C CU 78 X CH 88 1-2 G3 ③		2 1	0 0	0 0	0 0	1 0	2 0	0 0
14 Martín Prado, R (1, 5) OBP: 0.380, SLG: 0.422	C FF 95 X FF 95 0-1 L3 ②		1 SAFE 1 SAFE 1 SAFE C FF 93 C FF 94 X FF 94 0-2 F8 ③			C CU 80 B SL 88 B FF 94 B SL 87 C FF 95 F FF 95 F CU 80 X FF 94 3-2 1B			C FF 88 B SL 78 X SL 78 1-1 G5-3 ①	4	0	1	0	0	0	1
21 Christian Yelich, L (1, 7) OBP: 0.500, SLG: 0.500 12 Chris Johnson, R (8, 7) OBP: 0.462, SLG: 0.455	C FF 95 B SL 89 B CH 89 C FF 96 B FF 96 B FF 96 4-2 27 WP BB			C CH 88 X CH 88 0-1 G3-1 ①		B SL 86 B FF 93 X FF 93 2-0 F8 ②			B SL 79 F FF 88 S SL 79 F SL 80 X SL 81 1-2 51 1B 1B	2 1	0 0	0 1	0 0	1 0	0 0	1 0
27 Giancarlo Stanton, R (1, 9) OBP: 0.352, SLG: 0.467 51 Ichiro Suzuki, L (8, 9) OBP: 0.500, SLG: 0.545	C FF 95 C FF 94 B FF 95 1 SAFE B CU 82 S CU 82 2-3 K ③ 1-2			X CU 80 0-0 2B		C FF 93 F FF 94 D CH 89 S CH 88 1-3 K ③			X FF 89 0-0 1B 1-2	3 1	0 0	1 1	0 0	0 0	2 0	2 0
41 Justin Bour, L (1, 3) OBP: 0.318, SLG: 0.395		B FF 94 C CH 88 X CH 88 1-1 G3 ①		B CH 87 C FF 94 T FF 94 D CH 88 S FF 94 2-3 K ②			B CH 86 F FF 94 C CH 88 X CH 88 1-2 G3-1 ①		C SL 79 T SL 81 X FF 92 0-2 L7 ②	4	0	0	0	0	1	3
13 Marcell Ozuna, R (1, 8) OBP: 0.216, SLG: 0.300		C FF 95 X FF 94 0-1 11 G6-4-3 1B		X SI 94 0-0 G6-3 ③			B SL 87 B SL 88 F FF 94 F FF 94 S CH 87 2-3 K ②		C FF 91 F FF 90 S SL 80 0-3 K ③	4	0	1	0	0	2	3
11 J.T. Realmuto, R (1, 2) OBP: 0.238, SLG: 0.268		C SI 94 X SL 89 0-1 G6-4-3 ② ③ 1-2f			S FF 94 F FF 93 F CH 88 B SL 92 B SL 90 F FF 95 S CH 89 2-3 K ①		X FF 94 0-0 F9 ③			3	0	0	0	0	1	1
19 Miguel Rojas, R (1, 6) OBP: 0.400, SLG: 0.333			B FF 93 C SL 88 B FF 94 X FF 95 2-1 P3 ①		C SL 88 X SL 89 0-1 G6-3 ②			C FF 94 C FF 94 X CU 80 0-2 G6-3 ①		3	0	0	0	0	0	0
61 Adam Conley, L (1, 1) 64 Nick Wittgren, R (7, 1) 45 Chris Narveson, L (7, 1)			C FF 94 C CU 80 C FF 94 0-3 K ②		B SL 88 S FF 94 S FF 94 S FF 95 1-3 K ③			B FF 93 S FF 94 S FF 94 F CU 80 S FF 93 1-3 K ②		2 0 1	0 0 0	0 0 0	0 0 0	0 0 0	2 0 1	0 0 0
Inning Stats	R: 0 E: 0 K: 2 S: 10 H: 0 LOB: 1 BB: 1 P: 17	R: 0 E: 0 K: 0 S: 6 H: 1 LOB: 0 BB: 0 P: 7	R: 0 E: 0 K: 1 S: 12 H: 0 LOB: 1 BB: 1 P: 18	R: 0 E: 0 K: 1 S: 7 H: 1 LOB: 1 BB: 0 P: 9	R: 0 E: 0 K: 2 S: 10 H: 0 LOB: 0 BB: 0 P: 13	R: 0 E: 0 K: 2 S: 13 H: 1 LOB: 1 BB: 0 P: 19	R: 0 E: 0 K: 1 S: 7 H: 0 LOB: 0 BB: 0 P: 10	R: 0 E: 0 K: 1 S: 10 H: 0 LOB: 0 BB: 0 P: 12	R: 0 E: 0 K: 1 S: 13 H: 2 LOB: 2 BB: 0 P: 15	1B: 4 2B: 1 3B: 0 HR: 0		SF: 0 SAC: 0 DP: 1 HBP: 0		WP: 1 PB: 0 SB: 0 CS: 0		PA: 33

	AB	31
	R	0
	H	5
	RBI	0
	BB	2
	SO	11
	LOB	11

PITCHER		IP	WLS	BF	H	R	ER	SO	BB	IBB	HBP	BLK	WP	HR	S	P	ERA	WHIP
37 Stephen Strasburg, R ERA: 1.25	(1, 1)	8.0	W	28	3	0	0	10	2	0	0	0	1	0	75	105	0.00	0.625
27 Shawn Kelley, R ERA:	(9, 1)	1.0		5	2	0	0	1	0	0	0	0	0	0	13	15	0.00	2.000

PITCHER	IP	WLS	BF	H	R	ER	SO	BB	IBB	HBP	BLK	WP	HR	S	P	ERA	WHIP

Washington Nationals @ Miami Marlins

Marlins Park, Miami, FL

Wed Apr 20 2016, 7:11 PM - 9:43 PM EDT

Att. 16,961 - Roof Closed - 73 F

TOP

livebaseballscorecards.com

Batter	1	2	3	4	5	6	7	8	9	AB	R	H	RBI	BB	SO	LOB
3 Michael Taylor, R (1, 8) OBP: 0.211, SLG: 0.333	F FF 91 B CU 77 T SI 90 S FF 91 1-3 ① K		F FF 90 C SI 90 D CU 76 S FF 91 1-3 ① K		X SI 90 0-0 HR			T FC 89 B SI 94 L FC 89 F CU 82 B CU 83 F SI 93 S FC 88 2-3 ① K		4	1	1	1	0	3	1
6 Anthony Rendon, R (1, 5) OBP: 0.328, SLG: 0.327	B SI 90 B FF 91 B SI 90 B SI 90 4-0 11 2B BB		D CH 83 F SI 89 B CH 84 X FF 89 2-1 ② P4		B CH 83 B CH 83 X SI 88 2-0 ③ G6-3			C FC 88 B FC 88 X FC 87 1-1 ② G5-3		3	1	0	0	1	0	1
34 Bryce Harper, L (1, 9) OBP: 0.417, SLG: 0.837	B FF 91 X SI 91 1-0 ② L4		F CU 75 T FF 90 B FF 91 X CU 76 1-2 1-H 2B			S SL 82 X SI 88 0-1 ① G4-3		B FC 89 X FC 87 1-0 ③ P5		4	0	1	1	0	0	1
11 Ryan Zimmerman, R (1, 3) OBP: 0.313, SLG: 0.395	B SI 91 C SI 90 X CU 75 1-1 ③ 1-H 2B		C FF 91 B FF 90 S FF 91 D CH 82 X FF 90 2-2 ③ G6-3			B SI 90 B CH 82 C FF 90 X SI 88 2-1 ② G1-3			C FF 88 X CH 79 0-1 ① G5-3	4	0	1	1	0	0	1
20 Daniel Murphy, L (1, 4) OBP: 0.500, SLG: 0.714		B SI 88 X FF 90 1-0 28 WP 1B		C SL 82 S CH 83 F FF 90 F FF 90 X SL 83 0-2 ① P6		C SI 90 B SI 89 B SL 84 S CH 83 F FF 90 F CU 75 S CU 75 2-3 ③ K			F FF 90 X CU 76 0-1 40 FC6-4 1B	4	0	2	0	0	1	0
28 Jayson Werth, R (1, 7) OBP: 0.300, SLG: 0.395 14 Chris Heisey, R (5, 7) OBP: 0.333, SLG: 0.462		C FF 89 1 SAFE B CH 83 C FF 91 F FF 91 S CU 78 1-3 ① K 1-2		C CH 83 B FF 88 X FF 90 1-1 40 G6-4-3 1B			C CU 69 B FF 89 F CH 80 F FF 89 B CH 82 B CU 76 F FF 89 C FF 89 3-3 ① K		F FF 89 B CH 76 S CH 77 S FF 90 1-3 ② K	2 2	0 0	1 0	0 0	0 0	1 2	1 1
40 Wilson Ramos, R (1, 2) OBP: 0.313, SLG: 0.500		C FF 91 X FF 92 0-1 ② F8		X SI 89 0-0 ② ③ G6-4-3 1-2f			B SI 90 X SI 89 1-0 ② F9		1 SAFE D FF 94 X FF 95 1-0 ③ FC6-4 1-2f	4	0	0	0	0	0	3
8 Danny Espinosa, S (1, 6) OBP: 0.286, SLG: 0.195		C FF 91 C CH 84 F FF 91 B FF 92 D CU 76 X FF 91 2-2 ③ F8			X CH 81 0-0 ① G1-3		C CU 70 B CU 73 X SI 89 1-1 1B			3	0	1	0	0	0	1
41 Joe Ross, R (1, 1) OBP: 0.500, SLG: 0.500 52 Yusmeiro Petit, R (3, 1) 25 Clint Robinson, L (7, PH) OBP: 0.200, SLG: 0.077 46 Oliver Perez, L (7, 1) 45 Blake Treinen, R (8, 1) 58 Jonathan Papelbon, R (9, 1)			C FF 89 B SL 80 B FF 89 B FF 89 S FF 89 B FF 89 4-2 34 2B BB		B FF 87 B FF 86 C FF 87 C CH 86 C SI 88 2-3 ② K		F SL 82 B FF 90 C FF 90 C FF 90 1-3 ③ K			0 1 1 0 0 0	1 0 0 0 0 0	0 0 0 0 0 0	0 0 0 0 0 0	1 1 0 0 0 0	0 0 1 0 0 0	0 0 1 0 0 0

	AB	32
	R	3
	H	7
	RBI	3
	BB	2
	SO	9
	LOB	11

Inning Stats	1	2	3	4	5	6	7	8	9	1B: 4	SF: 0	WP: 1	PA: 34
R:	1	0	1	0	1	0	0	0	0	2B: 2	SAC: 0	PB: 0	
E:	0	0	0	0	0	0	0	0	0	3B: 0	DP: 1	SB: 0	
K:	1	1	1	0	1	1	2	1	1	HR: 1	HBP: 0	CS: 0	
S:	6	11	13	8	6	9	11	8	8				
H:	1	1	1	1	1	0	1	0	1				
LOB:	1	1	1	0	0	0	1	0	1				
BB:	1	0	1	0	0	0	0	0	0				
P:	13	15	23	9	10	13	17	12	10				

PITCHER		IP	WLS	BF	H	R	ER	SO	BB	IBB	HBP	BLK	WP	HR	S	P	ERA	WHIP
54 Wei-Yin Chen, L ERA: 4.91	(1, 1)	7.0	L	27	6	3	3	7	2	0	0	0	1	1	64	100	3.86	1.143
57 Bryan Morris, R ERA: 3.68	(8, 1)	1.0		3	0	0	0	1	0	0	0	0	0	0	8	12	0.00	0.000
17 Craig Breslow, L ERA: 1.13	(9, 1)	0.2		3	1	0	0	1	0	0	0	0	0	0	7	8	0.00	1.500
46 Kyle Barraclough, R ERA:	(9, 1)	0.1		1	0	0	0	0	0	0	0	0	0	0	1	2	0.00	0.000

PITCHER		IP	WLS	BF	H	R	ER	SO	BB	IBB	HBP	BLK	WP	HR	S	P	ERA	WHIP

Batter	1	2	3	4	5	6	7	8	9	AB	R	H	RBI	BB	SO	LOB
9 Dee Strange-Gordon, L (1, 4) OBP: 0.302, SLG: 0.377	C SI 92 B SI 92 F SI 92 X CH 87 1-2 51 G5-4-3 1B	C CH 80 L FF 88 B FF 88 X CH 80 1-2 ② L7	X CH 79 0-0 ① F8	C FS 87 B FF 89 X FF 90 1-1 ① G5-3	4	0	1	0	0	0	0
51 Ichiro Suzuki, L (1, 8) OBP: 0.375, SLG: 0.400	1 SAFE 1 SAFE 1 SAFE L SI 91 X SI 92 0-1 ①② G5-4-3 1-2f	B FF 87 B CH 82 C FF 87 X FF 88 2-1 ③ G3	B CH 85 C SL 85 X SL 84 1-1 ② G6-3	C FF 89 B FS 82 F FS 83 F FF 90 F FF 90 F FF 89 F FF 90 X FF 90 1-2 ② G6-3	4	0	0	0	0	0	1
21 Christian Yelich, L (1, 7) OBP: 0.517, SLG: 0.512	B SI 93 C SI 92 B SI 93 B CH 86 F SI 92 F SI 94 B SL 82 4-2 BB	B CH 79 X CH 79 1-0 41 G4-6-3 1B	C SL 86 B FF 87 C CH 79 B CH 79 S CH 80 2-3 ③ K	B FF 89 C FF 90 B FS 85 X FF 90 2-1 1B	3	0	2	0	1	1	0
27 Giancarlo Stanton, R (1, 9) OBP: 0.328, SLG: 0.429	C SI 92 X SL 81 0-1 ③ F7	C FF 86 1 SAFE C FF 87 T FF 87 0-2 ① K	C FF 92 B SI 90 S SL 79 B SI 92 F SL 80 S SL 81 2-3 ① K	F FF 93 B FF 92 F FF 91 C FF 92 1-3 ③ K	4	0	0	0	0	3	3
41 Justin Bour, L (1, 3) OBP: 0.304, SLG: 0.375 14 Martín Prado, R (7, PH) OBP: 0.373, SLG: 0.413 (8, 5)		B SI 91 C CH 86 X CH 86 1-1 ① F7	F FF 87 B FF 88 X CH 80 1-1 ②③ G4-6-3 1-2f	F FF 91 F SI 93 F FF 93 B SI 90 X SL 81 1-2 ② G5-3	2 1	0 0	0 0	0 0	0 0	0 0	1 0
32 Derek Dietrich, L (1, 5) OBP: 0.500, SLG: 0.833 (8, 3)		C SL 80 S SL 81 H SI 93 1-2 HBP	C FF 86 F CH 80 B CH 78 X CU 75 1-2 HR	X FF 93 0-0 ③ G4-3	2	1	1	1	0	0	0
11 J.T. Realmuto, R (1, 2) OBP: 0.222, SLG: 0.250		B SI 91 C SI 92 B SL 82 T SI 92 D SL 81 X SL 80 3-2 ② L7	C FF 87 T SL 83 X FF 87 0-2 ① L8	C SI 95 F SI 95 B SL 86 C SL 86 1-3 ① K	3	0	0	0	0	1	1
3 Adeiny Hechavarría, R (1, 6) OBP: 0.295, SLG: 0.395		B SI 90 B SI 92 C SL 80 B SL 80 F SI 92 X SI 91 3-2 ③ G6-3	F SL 83 X SL 84 0-1 ② G6-3	B SI 96 X SI 94 1-0 13 G6-4-3 1B	3	0	1	0	0	0	1
54 Wei-Yin Chen, R (1, 1) 57 Bryan Morris, L (8, 1) 13 Marcell Ozuna, R (8, PH) OBP: 0.212, SLG: 0.294 17 Craig Breslow, L (9, 1) 46 Kyle Barraclough, R (9, 1)		B SL 86 S SL 86 F FF 87 F FF 88 B CU 76 F FF 87 C FF 88 2-3 ① K	C FF 86 X SL 84 0-1 ③ F7	C SI 95 D SL 86 X SI 93 1-1 ②③ G6-4-3 1-2f	2 0 0 1 0 0	0 0 0 0 0 0	0 0 0 0 0 0	0 0 0 0 0 0	1 0 0 0 0 0	0 0 1 0 0 0	0 0 1 0 0 0
Inning Stats	R: 0 E: 0 K: 0 S: 10 H: 1 LOB: 1 BB: 1 P: 15	R: 0 E: 0 K: 0 S: 10 H: 0 LOB: 1 BB: 0 P: 18	R: 0 E: 0 K: 1 S: 10 H: 0 LOB: 0 BB: 0 P: 15	R: 0 E: 0 K: 1 S: 6 H: 1 LOB: 0 BB: 0 P: 8	R: 1 E: 0 K: 0 S: 10 H: 1 LOB: 0 BB: 0 P: 11	R: 0 E: 0 K: 1 S: 6 H: 0 LOB: 0 BB: 0 P: 9	R: 0 E: 0 K: 1 S: 9 H: 0 LOB: 0 BB: 0 P: 12	R: 0 E: 0 K: 1 S: 6 H: 1 LOB: 0 BB: 0 P: 9	R: 0 E: 0 K: 1 S: 14 H: 1 LOB: 1 BB: 0 P: 19	1B: 4 2B: 0 3B: 0 HR: 1 SF: 0 SAC: 0 DP: 3 HBP: 1						

PITCHER		IP	WLS	BF	H	R	ER	SO	BB	IBB	HBP	BLK	WP	HR	S	P	ERA	WHIP
41 Joe Ross, R ERA: 0.54	(1, 1)	2.0		8	1	0	0	0	1	0	1	0	0	0	20	33	0.00	1.000
52 Yusmeiro Petit, R ERA: 3.24	(3, 1)	4.0	W	13	2	1	1	3	0	0	0	0	0	1	32	43	2.25	0.500
46 Oliver Pérez, L ERA: 2.45	(7, 1)	1.0	H	3	0	0	0	1	0	0	0	0	0	0	9	12	0.00	0.000
45 Blake Treinen, R ERA: 1.59	(8, 1)	1.0	H	3	1	0	0	1	0	0	0	0	0	0	6	9	0.00	1.000
58 Jonathan Papelbon, R ERA: 4.05	(9, 1)	1.0	S	4	1	0	0	1	0	0	0	0	0	0	14	19	0.00	1.000

PITCHER	IP	WLS	BF	H	R	ER	SO	BB	IBB	HBP	BLK	WP	HR	S	P	ERA	WHIP

BOTTOM

Washington Nationals @ Miami Marlins

Marlins Park, Miami, FL

Wed Apr 20 2016, 7:11 PM - 9:43 PM EDT

Att. 16,961 - Roof Closed - 73 F

livebaseballscorecards.com

AB	29
R	1
H	5
RBI	1
BB	1
SO	6
LOB	8

MIAMI

WP: 0 PA: 31
PB: 0
SB: 0
CS: 0

Batter	1	2	3	4	5	6	7	8	9	AB	R	H	RBI	BB	SO	LOB
21 Matthew den Dekker, L (1, 7) OBP: 0.133, SLG: 0.143	C FF 91 B SI 92 B FF 92 F FF 91 C FF 92 2-3 ① K	C KC 78 C KC 79 B SL 83 B FF 93 T KC 78 2-2 ② K	C KC 78 S FF 90 D KC 80 B FF 92 F KC 77 F FF 92 X SL 85 2-2 ② P6			X FF 93 0-0 ② P5		4	0	0	0	0	2	1
6 Anthony Rendon, R (1, 5) OBP: 0.323, SLG: 0.310	F FF 92 S SL 86 B SI 93 B SL 86 X FF 92 2-2 ② L4	C FF 92 F FF 91 B SI 92 B SL 85 B SL 83 F FF 91 F FF 92 F FF 92 B FF 92 4-2 BB	X SL 84 0-0 ③ P3			B FF 94 S FF 93 B FF 94 B FF 93 F FF 93 T FF 95 3-2 ③ K		3	0	0	0	1	1	1
34 Bryce Harper, L (1, 9) OBP: 0.406, SLG: 0.849	X SI 94 0-0 HR	F KC 79 B SL 85 F SL 85 F KC 81 F KC 80 S CH 87 1-3 ③ K			C FF 88 X CH 76 0-1 ① F9			C CH 86 C SL 80 X FF 93 0-2 ① G4-3	4	1	1	1	0	1	1
20 Daniel Murphy, L (1, 4) OBP: 0.483, SLG: 0.673	B KC 78 X SI 91 1-0 ③ L9		B FF 92 C SI 92 B SL 86 H FF 91 3-1 25 G4-3 HBP		F FF 89 B FF 89 B FF 89 X SL 83 2-1 ② L9			C SI 92 X CU 74 0-1 ② P2	3	0	0	0	0	0	0
40 Wilson Ramos, R (1, 2) OBP: 0.314, SLG: 0.490 18 Matt Belisle, R (6, 1) 73 Felipe Vázquez, L (8, 1) 10 Stephen Drew, L (9, PH) OBP: 0.308, SLG: 0.500		B FF 91 X FF 91 1-0 1B	B SL 83 C SL 84 C KC 79 D KC 80 1 SAFE F SL 82 X SL 86 2-2 ① L8		B CH 78 B FF 89 X SI 88 2-0 ③ F9			X FF 92 0-0 ③ G3	3 0 0 1	0 0 0 0	1 0 0 0	0 0 0 0	0 0 0 0	0 0 0 0	1 0 0 0
25 Clint Robinson, L (1, 3) OBP: 0.167, SLG: 0.063		B KC 78 B SI 91 F FF 91 X FF 90 2-1 ① F9	D KC 78 1 SAFE X CH 84 1-0 ② G4-3 1-2			B FF 94 B FF 94 C FF 93 X FF 95 2-1 ① G5-3			3	0	0	0	0	0	2
3 Michael Taylor, R (1, 8) OBP: 0.200, SLG: 0.316		D SL 85 X SL 84 1-0 ② L9	B SL 85 C SL 83 B KC 79 C SL 83 B SL 84 S SL 84 3-3 ③ K			C FF 95 C FF 94 B SL 84 C SL 82 1-3 ② K		3	0	0	0	0	2	2
8 Danny Espinosa, S (1, 6) OBP: 0.288, SLG: 0.186		B FF 92 D CH 84 B KC 77 C FF 91 C SL 84 S FF 92 3-3 ③ K		C KC 77 B CH 84 C FF 90 H FF 92 2-2 31 SH2-4 HBP		B FF 94 X FF 94 1-0 ③ F8		2	0	0	0	0	1	1
31 Max Scherzer, R (1, 1) OBP: 0.111, SLG: 0.222 59 Jose Lobaton, S (6, 2) OBP: 0.250, SLG: 0.143		B SL 90 B FF 90 C FF 89 X FF 91 2-1 ① G6-3	B FF 88 M FF 89 1 SAFE B FF 89 X FF 89 2-1 ① SH2-4 1-2			F FF 92 F FF 93 B SI 93 B KC 80 B SI 93 X SI 92 3-2 ① G4-3		1 1	0 0	0 0	0 0	0 0	0 0	0 0
Inning Stats	R: 1 E: 0 K: 1 S: 8 H: 1 LOB: 0 BB: 0 P: 13	R: 0 E: 0 K: 1 S: 7 H: 1 LOB: 1 BB: 0 P: 14	R: 0 E: 0 K: 2 S: 15 H: 0 LOB: 1 BB: 1 P: 24	R: 0 E: 0 K: 1 S: 9 H: 0 LOB: 1 BB: 0 P: 18	R: 0 E: 0 K: 0 S: 10 H: 0 LOB: 1 BB: 0 P: 16	R: 0 E: 0 K: 0 S: 5 H: 0 LOB: 0 BB: 0 P: 9	R: 0 E: 0 K: 1 S: 6 H: 0 LOB: 0 BB: 0 P: 10	R: 0 E: 0 K: 1 S: 7 H: 0 LOB: 0 BB: 0 P: 13	R: 0 E: 0 K: 0 S: 6 H: 0 LOB: 0 BB: 0 P: 6	1B: 1 2B: 0 3B: 0 HR: 1	SF: 0 SAC: 1 DP: 0 HBP: 2			WP: 0 PB: 0 SB: 0 CS: 0	PA: 32	

PITCHER		IP	WLS	BF	H	R	ER	SO	BB	IBB	HBP	BLK	WP	HR	S	P	ERA	WHIP
34 Tom Koehler, R ERA: 4.8	(1, 1)	5.0	W	20	2	1	1	5	1	0	2	0	0	1	49	85	1.80	0.600
17 Craig Breslow, L ERA: 1.0	(6, 1)	1.0		3	0	0	0	0	0	0	0	0	0	0	5	9	0.00	0.000
46 Kyle Barraclough, R ERA:	(7, 1)	1.0		3	0	0	0	1	0	0	0	0	0	0	6	10	0.00	0.000
35 David Phelps, R ERA: 1.64	(8, 1)	1.0		3	0	0	0	1	0	0	0	0	0	0	7	13	0.00	0.000
44 AJ Ramos, R ERA:	(9, 1)	1.0		3	0	0	0	0	0	0	0	0	0	0	6	6	0.00	0.000

PITCHER	IP	WLS	BF	H	R	ER	SO	BB	IBB	HBP	BLK	WP	HR	S	P	ERA	WHIP

TOP

Washington Nationals @ Miami Marlins

Marlins Park, Miami, FL

Thu Apr 21 2016, 1:12 PM - 3:49 PM EDT

Att. 17,395 - Roof Closed - 74 F

livebaseballscorecards.com

AB	28
R	1
H	2
RBI	1
BB	1
SO	7
LOB	9

BOTTOM

Washington Nationals @ Miami Marlins

Marlins Park, Miami, FL

Thu Apr 21 2016, 1:12 PM - 3:49 PM EDT

Att. 17,395 - Roof Closed - 74 F

livebaseballscorecards.com

Batter	1	2	3	4	5	6	7	8	9	AB	R	H	RBI	BB	SO	LOB
51 Ichiro Suzuki, L (1, 9) OBP: 0.450, SLG: 0.444	B FF 89 X FF 90 1-0 21 2B 13 HR 1B	B FF 92 B FF 93 B FF 92 C FF 93 F CH 84 F FF 94 F SL 88 B FF 94 4-2 14 1B 2-3 BB			B FF 91 F FF 92 B CH 83 F FF 92 F CU 78 F SL 87 F FF 93 F FF 93 X CH 83 2-2 21 FC4-6 14 1B 41 2B 1B	C FF 91 C FF 91 F CU 77 X FF 91 0-2 ③ P5				3	2	2	0	1	0	0
14 Martín Prado, R (1, 5) OBP: 0.382, SLG: 0.420	B FF 90 1 SAFE B SL 84 C FF 92 X FF 91 2-1 ① F8	B FF 92 B FF 92 C FF 92 B CH 84 X FF 93 3-1 21 G4-3 1-3 3-H 1B			C FF 92 B CH 83 X FF 92 1-1 21 FC4-6 1-2 1B		C FF 89 F CU 74 B FF 92 F SL 85 X SL 86 1-2 ① G6-3			4	0	2	1	0	0	1
21 Christian Yelich, L (1, 7) OBP: 0.516, SLG: 0.522	C FF 90 B FF 91 D SL 87 B FF 91 F FF 93 X CH 83 3-2 13 HR 1-3 2B	C CU 78 F FF 92 B CH 84 F CH 83 B FC 88 B FF 93 X FF 94 3-2 ②③ G4-3 1-2f			X FF 93 0-0 ① FC4-6 41 2B 1-2f 2-3		B CH 86 B FF 90 C FF 92 B CH 87 B SL 89 4-1 13 G4-6-3 BB			3	1	1	0	1	0	4
13 Marcell Ozuna, R (1, 8) OBP: 0.214, SLG: 0.345	S SL 86 B FF 93 X FF 94 1-1 2-H 3-H HR		X FF 91 0-0 ① F9		S SL 84 S SL 85 D SL 85 F SL 85 S SL 84 1-3 ② K		B FF 92 C SL 85 X FF 92 1-1 ②③ G4-6-3 1-2f			4	1	1	3	0	1	3
41 Justin Bour, L (1, 3) OBP: 0.300, SLG: 0.386 44 AJ Ramos, R (9, 1)	F FF 92 B CH 84 B CH 84 X SL 87 1-2 ② G3		C FF 91 B CH 82 T FF 92 B FF 93 X CH 83 2-2 ② F8		X CH 84 0-0 1-3 3-H 2B			S FF 95 F FF 95 F FF 95 C FF 96 0-3 ① K		4 0	0 0	1 0	1 0	0 0	1 0	0 0
32 Derek Dietrich, L (1, 4) OBP: 0.529, SLG: 0.769 9 Dee Strange-Gordon, L (8, 4) OBP: 0.313, SLG: 0.387	B FF 92 B CU 77 B FF 92 C FF 92 B CH 84 4-1 BB		C FF 92 F SL 86 F FF 94 S FF 94 0-3 ③ K		B CU 77 S SL 87 H FF 92 2-1 HBP			B FF 94 X FF 94 1-0 3 G4-3 1B		1 1	0 0	0 1	0 0	1 0	1 0	0 0
3 Adeiny Hechavarría, R (1, 6) OBP: 0.271, SLG: 0.357	B FF 92 B FF 92 C FF 92 F SL 85 F FF 93 X FF 92 2-2 ③ G4-3		B SL 83 C SL 84 F FF 90 X CH 83 1-2 ① G5-3		C SL 84 X SL 82 0-1 ③ F8			1 SAFE F FF 93 1 SAFE B FF 94 1 SAFE X CH 85 1-1 ② G4-3 1-2		4	0	0	0	0	0	5
6 Jeff Mathis, R (1, 2) OBP: 0.333, SLG: 0.364		X FF 90 0-0 51 WP 34 SH3-4 14 1B 1B			F FF 92 B CH 83 X FF 93 1-1 ② F8	F FF 90 X SL 85 0-1 ① G1-3		B CH 85 C FF 93 S CH 86 C FF 95 1-3 ③ K		4	1	1	0	0	1	1
34 Tom Koehler, R (1, 1) OBP: 0.250, SLG: 0.250 17 Craig Breslow, L (6, 1) 12 Chris Johnson, R (6, PH) OBP: 0.409, SLG: 0.417 46 Kyle Barraclough, R (7, 1) 35 David Phelps, R (8, 1) OBP: 0.500, SLG: 0.500 19 Miguel Rojas, R (9, 3) OBP: 0.400, SLG: 0.333		C FF 89 B SL 83 X FF 91 1-1 ① SH3-4 1-2			F FF 91 F SL 83 C SL 83 0-3 ③ K	X SL 84 0-0 ② G4-3				1 0 1 0 0 0	0 0 0 0 0 0	0 0 0 0 0 0	0 0 0 0 0 0	1 0 0 0 0 0	0 0 0 0 0 0	0 0 0 0 0 0
Inning Stats	R: 3 H: 3 E: 0 LOB: 1 K: 0 BB: 1 S: 17 P: 31	R: 1 H: 2 E: 0 LOB: 1 K: 0 BB: 1 S: 13 P: 24	R: 0 H: 0 E: 0 LOB: 0 K: 1 BB: 0 S: 8 P: 10	R: 0 H: 0 E: 0 LOB: 0 K: 1 BB: 0 S: 8 P: 10	R: 1 H: 3 E: 0 LOB: 3 K: 1 BB: 0 S: 18 P: 24	R: 0 H: 0 E: 0 LOB: 0 K: 0 BB: 0 S: 7 P: 7	R: 0 H: 0 E: 0 LOB: 0 K: 0 BB: 1 S: 7 P: 13	R: 0 H: 1 E: 0 LOB: 1 K: 2 BB: 0 S: 10 P: 13		1B: 6 2B: 2 3B: 0 HR: 1	SF: 0 SAC: 1 DP: 2 HBP: 1					

	AB	30
	R	5
	H	9
	RBI	5
	BB	3
	SO	5
	LOB	14

PITCHER		IP	WLS	BF	H	R	ER	SO	BB	IBB	HBP	BLK	WP	HR	S	P	ERA	WHIP
31 Max Scherzer, R ERA: 4.32	(1, 1)	5.0	L	25	8	5	5	3	2	0	1	0	1	1	64	99	9.00	2.000
18 Matt Belisle, R ERA: 1.8	(6, 1)	2.0		6	0	0	0	0	1	0	0	0	0	0	14	20	0.00	0.500
73 Felipe Vázquez, L ERA: 1.23	(8, 1)	1.0		4	1	0	0	2	0	0	0	0	0	0	10	13	0.00	1.000

PITCHER	IP	WLS	BF	H	R	ER	SO	BB	IBB	HBP	BLK	WP	HR	S	P	ERA	WHIP

Batter	1	2	3	4	5	6	7	8	9	AB	R	H	RBI	BB	SO	LOB
9 Eduardo Núñez, R (1, 5) OBP: 0.452, SLG: 0.514	C SI 91 S CH 83 B SI 90 B FF 90 S CU 77 2-3 ① K		B FF 91 X CH 82 1-0 ③ L7		C CU 76 X FF 89 0-1 ③ F9		X SL 82 0-0 1-2 2-H 3-H 1B		B SI 94 B SI 92 C SI 95 C SI 91 D SI 94 X SI 94 3-2 ② G1-3 1-2	5	0	1	2	0	1	2
2 Brian Dozier, R (1, 4) OBP: 0.278, SLG: 0.328	F SI 91 C CU 76 B FF 90 S CH 84 1-3 ② K			B SI 90 X SI 90 1-0 E6 7 WP 7 1B		C CH 82 B FF 90 S CU 77 X FF 90 1-2 ① G6-3	B FF 91 C SL 80 X SL 82 1-1 ② F5		C SL 85 S SL 86 X SL 87 0-2 ③ L7	5	1	0	0	0	1	3
7 Joe Mauer, L (1, 3) OBP: 0.461, SLG: 0.467	C FF 91 C FF 91 X FF 91 0-2 ③ G4-3			C CH 88 B CU 75 X FF 90 1-1 20 FC6-4 1-H 1B		B FF 90 X FF 90 1-0 ② G3	C FF 94 X FF 96 0-1 ③ G1-3			4	0	1	1	0	0	2
22 Miguel Sanó, R (1, 9) OBP: 0.391, SLG: 0.456		C SI 91 C CU 76 B FF 90 S CU 78 1-3 ① K		B FF 89 B FF 90 C CH 82 F FF 92 S CU 78 2-3 ① K		B CU 77 C CH 83 B CH 83 S CH 84 B FF 91 F FF 90 X FF 92 3-2 20 FC6 1B		B FF 94 B FF 94 F FF 93 B FF 94 X FF 94 3-1 HR		4	1	2	1	0	2	1
20 Eddie Rosario, L (1, 7) OBP: 0.286, SLG: 0.396		X FF 91 0-0 1B		S FF 88 C FF 89 F SI 88 B CU 75 X CU 75 1-2 ② FC6-4 5 FC6-4 1-2f		F FF 90 B CU 75 B CU 75 X SI 89 2-1 ③ FC6 1-2f		B FF 95 X FF 92 1-0 ① G4-3		4	0	1	0	0	0	2
5 Eduardo Escobar, S (1, 6) OBP: 0.328, SLG: 0.351		B SI 90 X CH 81 1-0 ② L7		1 SAFE C SI 89 X FF 90 0-1 ③ FC6-4 1-2f			X FF 88 0-0 52 BB 8 1B 9 1B 1B	C CH 85 S FF 94 X SL 78 0-2 ② G2		4	1	1	0	0	0	2
8 Kurt Suzuki, R (1, 2) OBP: 0.243, SLG: 0.353		C SI 90 D SI 90 F CH 82 1 SAFE F FF 90 F CU 77 B CU 78 S CH 82 2-3 ③ K			B SI 90 X FF 89 1-0 1B		X SI 89 0-0 52 BB 9 1B 1-2 1B	B CH 86 C CH 86 B CH 86 B FF 95 X FF 93 3-1 ③ G6-3		4	1	2	0	0	1	1
44 Kyle Gibson, R (1, 1) 59 Michael Tonkin, R (4, 1) 52 ByungHo Park, R (7, PH) OBP: 0.327, SLG: 0.558 57 Ryan Pressly, R (7, 1) 61 Ryan O'Rourke, R (8, 1) 11 Jorge Polanco, S (9, PH) OBP: 0.143, SLG: 0.333			C SI 89 S SI 90 S CU 77 0-3 ① K		B CH 87 D SI 88 C FF 89 M FF 90 L FF 88 2-3 ① K		B FF 90 C FF 90 B CU 76 B FF 90 B FF 90 4-1 9 1B 1-2 2-3 BB		B SI 95 C SI 96 X SI 95 1-1 ① F7	1 1 0 0 0 0 1	0 0 0 0 0 0 0	0 0 0 0 0 0 0	0 0 1 0 0 0 0	0 0 0 0 0 0 0	1 1 0 0 0 0 0	0 1 0 0 0 0 0
25 Byron Buxton, R (1, 8) OBP: 0.209, SLG: 0.275			C SI 90 B FF 91 B SI 90 X CH 82 2-1 ② F7		F SI 90 B FF 90 F FF 90 F FF 91 C FF 91 1-3 ② K		C SL 78 S SL 81 S SL 80 0-3 ① K		B SI 96 B SI 96 B SI 95 B SI 93 4-0 9 G1-3 BB	3	0	0	0	1	2	4
Inning Stats	R: 0 E: 0 K: 2 S: 9 H: 0 LOB: 0 BB: 0 P: 12	R: 0 E: 0 K: 2 S: 10 H: 1 LOB: 1 BB: 0 P: 14	R: 0 E: 0 K: 1 S: 6 H: 0 LOB: 0 BB: 0 P: 9	R: 1 E: 1 K: 1 S: 12 H: 1 LOB: 1 BB: 0 P: 17	R: 0 E: 0 K: 2 S: 10 H: 1 LOB: 1 BB: 0 P: 14	R: 0 E: 0 K: 0 S: 10 H: 1 LOB: 1 BB: 0 P: 17	R: 2 E: 0 K: 1 S: 11 H: 3 LOB: 2 BB: 1 P: 16	R: 1 E: 0 K: 0 S: 8 H: 1 LOB: 0 BB: 0 P: 15	R: 0 E: 0 K: 0 S: 8 H: 0 LOB: 1 BB: 1 P: 16	1B: 7 2B: 0 3B: 0 HR: 1 SF: 0 SAC: 0 DP: 0 HBP: 0						

PITCHER		IP	WLS	BF	H	R	ER	SO	BB	IBB	HBP	BLK	WP	HR	S	P	ERA	WHIP
47 Gio González, L ERA: 1.42	(1, 1)	6.0	W	26	6	3	2	8	1	0	0	0	1	0	60	90	3.00	1.167
27 Shawn Kelley, R ERA:	(7, 1)	0.2		3	1	0	0	1	0	0	0	0	0	0	6	7	0.00	1.500
73 Felipe Vázquez, L ERA: 2.08	(7, 1)	1.1		5	1	1	1	0	0	0	0	0	0	1	10	17	6.75	0.750
45 Blake Treinen, R ERA: 1.35	(9, 1)	1.0		4	0	0	0	0	1	0	0	0	0	0	8	16	0.00	1.000

PITCHER	IP	WLS	BF	H	R	ER	SO	BB	IBB	HBP	BLK	WP	HR	S	P	ERA	WHIP

TOP

Minnesota Twins @ Washington Nationals

Nationals Park, Washington, DC

Fri Apr 22 2016, 7:08 PM - 9:58 PM EDT

Att. 27,684 - Overcast - 68 F

livebaseballscorecards.com

AB	36
R	4
H	8
RBI	4
BB	2
SO	9
LOB	18

WP: 1 PA: 38
PB: 0
SB: 0
CS: 0

BOTTOM

Minnesota Twins @ Washington Nationals

Nationals Park, Washington, DC

Fri Apr 22 2016, 7:08 PM - 9:58 PM EDT

Att. 27,684 - Overcast - 68 F

livebaseballscorecards.com

Batter	1	2	3	4	5	6	7	8	9	AB	R	H	RBI	BB	SO	LOB
3 Michael Taylor, R (1, 8) OBP: 0.185, SLG: 0.290	C FF 92 C SI 92 B SL 86 S SL 85 1-3 **K** ①	S SL 84 S SL 83 B SL 86 F CH 82 B SL 85 X SI 92 2-2 **G6-3** ①	C SI 93 B CH 84 X SI 92 1-1 **G3-1** ③		S SI 94 X SI 93 0-1 **L7** ③			F FF 90 B SL 80 S FF 90 S CH 82 1-3 **K** ①		5	0	0	0	0	2	3
6 Anthony Rendon, R (1, 5) OBP: 0.329, SLG: 0.317	F SI 91 C FF 94 X CU 79 0-2 34 FC1-6 1B	F SL 83 B SI 92 X SI 91 1-1 1B		C SI 92 C SL 81 B SI 94 C SI 94 1-3 **K** ①		X SI 90 0-0 **P3** ①		X CH 81 0-0 **F9** ②		5	0	2	0	0	1	1
34 Bryce Harper, L (1, 9) OBP: 0.391, SLG: 0.789	X SI 92 0-0 **FC1-6** 11 BB 20 1B 1-2f ②	B CH 83 C CH 82 B FF 90 F FF 92 X CH 83 2-2 **P5** ②		C SL 82 X SL 82 0-1 **F7** ②		B SI 91 B SI 91 B SI 91 B SI 92 4-0 11 G6-4-3 BB		F FF 91 B SL 80 S SL 79 B SL 80 S SL 80 2-3 **K** ③		4	1	0	0	1	1	3
11 Ryan Zimmerman, R (1, 3) OBP: 0.308, SLG: 0.370	C FF 93 1 SAFE D SI 92 B SI 91 B SI 92 1 SAFE B SI 92 4-1 20 1B 8 HBP 1-2 BB	1 SAFE C SI 91 1 SAFE X SI 90 0-1 **L9** ③		C SL 81 B SI 94 B SI 94 C SL 82 B SI 95 F SI 93 X SI 93 3-2 **L8** ③		B SI 91 D SL 83 F SI 91 B SI 91 X SI 90 3-1 **G6-4-3** ② ③ 1-2f				3	1	0	0	1	0	2
20 Daniel Murphy, L (1, 4) OBP: 0.484, SLG: 0.679	B CH 81 X SI 92 1-0 8 HBP 59 1B 1-3 2-H 1B		C FF 91 B SI 88 B SI 90 X CH 82 2-1 28 L9 8 1B 2B		C SI 91 X SL 81 0-1 **L7** ①		B FF 94 X SI 93 1-0 **G4-3** ①			4	2	2	1	0	0	0
28 Jayson Werth, R (1, 7) OBP: 0.321, SLG: 0.467 21 Matthew den Dekker, L (6, 7) OBP: 0.188, SLG: 0.143	B SI 93 B SI 93 C SL 83 B SI 94 B SI 93 4-1 8 HBP 59 1B BB		X SI 91 0-0 **L9** ① 2-3		C SI 92 B SI 92 C SI 93 B SL 83 X SL 82 2-2 HR		B SI 94 B FF 95 B SL 90 C FF 92 B FF 94 4-1 8 FC5-4 BB			2 0	2 0	1 0	1 0	1 1	0 0	1 0
8 Danny Espinosa, S (1, 6) OBP: 0.321, SLG: 0.217	F SI 92 C FF 93 H FF 91 1-2 59 1B 1-2 2-3 3-H HBP		S CH 82 S SL 84 X SL 84 0-2 59 3B 3-H 1B		C SI 93 F SI 92 F SI 94 B SL 82 X SI 93 1-2 47 SH1-3 59 BB 1B		F SI 94 F SL 90 X FF 93 0-2 **FC5-4** ② 1-2f			3	1	2	2	0	0	1
59 Jose Lobaton, S (1, 2) OBP: 0.417, SLG: 0.500	C CH 83 X SI 93 0-1 1-2 2-H 3-H 1B	C SI 90 B SL 84 1 SAFE 1 SAFE S CH 82 F CH 82 B SI 91 F CH 83 B SL 84 3-2 X CH 81 47 SF7 1-H 3B			C SL 80 B SI 93 B SI 93 B SI 93 B SI 92 4-1 47 SH1-3 1-2 BB		B SI 92 F SI 93 C CU 82 X FF 95 1-2 **F7** ③			3	1	2	3	1	0	1
47 Gio González, R (1, 1) OBP: 0.200, SLG: 0.250 27 Shawn Kelley, R (7, 1) 73 Felipe Vázquez, L (7, 1) 14 Chris Heisey, R (8, PH) OBP: 0.375, SLG: 0.462 45 Blake Treinen, R (9, 1)	B SI 92 B SI 92 C SI 92 X SI 92 2-1 **G5-3** ③		S SL 82 S SL 86 X SL 84 0-2 **SF7** ② 3-H		X SI 93 0-0 **SH1-3** ② 1-2 2-3			F FF 90 H SL 80 1-1 HBP		1 0 0 0 0	0 0 0 0 0	0 0 0 0 0	1 0 0 0 0	0 0 0 0 0	0 0 0 0 0	2 0 0 0 0
Inning Stats	R: 4 E: 0 K: 1 S: 16 H: 3 LOB: 2 BB: 2 P: 29	R: 0 E: 0 K: 0 S: 11 H: 1 LOB: 1 BB: 0 P: 16	R: 3 E: 0 K: 0 S: 16 H: 3 LOB: 0 BB: 0 P: 22	R: 0 E: 0 K: 1 S: 9 H: 0 LOB: 0 BB: 0 P: 13	R: 1 E: 0 K: 0 S: 13 H: 2 LOB: 2 BB: 1 P: 20	R: 0 E: 0 K: 0 S: 3 H: 0 LOB: 0 BB: 1 P: 10	R: 0 E: 0 K: 0 S: 8 H: 0 LOB: 1 BB: 1 P: 14	R: 0 E: 0 K: 2 S: 8 H: 0 LOB: 1 BB: 0 P: 12		1B: 6 2B: 1 3B: 1 HR: 1	SF: 1 SAC: 1 DP: 1 HBP: 2		WP: 0 PB: 0 SB: 0 CS: 0	PA: 39	

	AB	30
	R	8
	H	9
	RBI	8
	BB	5
	SO	4
	LOB	14

PITCHER		IP	WLS	BF	H	R	ER	SO	BB	IBB	HBP	BLK	WP	HR	S	P	ERA	WHIP
44 Kyle Gibson, R ERA: 6.1	(1, 1)	3.0	L	19	7	7	7	1	2	0	1	0	0	0	43	67	21.00	3.000
59 Michael Tonkin, R ERA: 1.08	(4, 1)	3.0		12	2	1	1	1	2	0	0	0	0	1	25	43	3.00	1.333
57 Ryan Pressly, R ERA: 3.27	(7, 1)	1.0		4	0	0	0	0	1	0	0	0	0	0	8	14	0.00	1.000
61 Ryan O'Rourke, L ERA: 3.0	(8, 1)	1.0		4	0	0	0	2	0	0	1	0	0	0	8	12	0.00	0.000

PITCHER	IP	WLS	BF	H	R	ER	SO	BB	IBB	HBP	BLK	WP	HR	S	P	ERA	WHIP

Batter	1	2	3	4	5	6	7	8	9	AB	R	H	RBI	BB	SO	LOB
2 Brian Dozier, R (1, 4) OBP: 0.276, SLG: 0.313	X SI 92 0-0 ① P6		B SI 92 C SL 82 B SL 83 S SI 92 B CH 84 F SI 92 S FF 93 3-3 ① K		C SL 82 B SI 93 T FF 94 B CH 85 F CH 84 B SI 93 B CU 78 4-2 BB			B SI 93 C SI 95 D SI 94 F SI 94 D SI 95 C SL 85 3-3 ① K		3	0	0	0	1	2	1
20 Eddie Rosario, L (1, 7) OBP: 0.267, SLG: 0.368	B SI 91 B SI 92 B SI 92 C SI 92 C SI 92 F SI 92 S SI 92 3-3 ② K		C CU 77 B CH 85 B SI 93 X CH 83 2-1 ② F8		1 SAFE F SI 91 B SI 91 1 SAFE F CH 82 F SI 92 1 SAFE F SI 92 D CH 82 2-2 ③ X CU 78 P6			X SI 92 0-0 ② F8		4	0	0	0	0	1	2
7 Joe Mauer, L (1, 3) OBP: 0.450, SLG: 0.453	C SI 93 X CU 78 0-1 22 BB 1B		C FF 93 F CH 84 S SI 92 0-3 ③ K			C CU 74 B SI 92 X CH 82 1-1 ① G3		C SL 81 S SL 81 S SL 80 0-3 ③ K		4	0	1	0	0	2	1
22 Miguel Sanó, R (1, 5) OBP: 0.384, SLG: 0.433	B SI 92 B SI 93 F SI 91 B SL 86 S SI 92 B SI 93 4-2 1-2 BB			B SL 82 C SL 83 C SI 92 S SI 92 1-3 ① K		F SL 82 F SI 92 S CH 83 0-3 ② K			C FF 89 F FF 89 C SL 78 0-3 ① K	3	0	0	0	1	3	0
31 Oswaldo Arcia, L (1, 9) OBP: 0.343, SLG: 0.452	C SI 93 D CU 78 B SI 92 C CH 82 S SI 93 2-3 ③ K			C CU 77 B FF 93 B CH 84 B SI 93 B SI 92 4-1 BB		B CH 81 F SI 91 C SI 91 B SI 90 F CU 77 S SI 93 2-3 ③ K			C FF 89 C FS 82 B FF 90 X FS 82 1-2 ② G4-3	3	0	0	0	1	2	2
5 Eduardo Escobar, S (1, 6) OBP: 0.308, SLG: 0.328		B SI 89 B SI 90 C SI 91 F SI 92 F CU 78 C SI 92 2-3 ① K		F SI 91 B SI 91 F SI 92 S CU 79 1-3 ② K			B CU 77 B SI 90 C SI 91 X CH 82 2-1 ① G3		B FF 90 B FF 90 B FF 88 C FF 89 X FF 89 3-1 ③ L7	4	0	0	0	0	2	1
26 Max Kepler, L (1, 8) OBP: 0.333, SLG: 0.400		C FF 93 B CH 84 C CH 82 B SI 93 F CU 78 F SI 93 X CU 79 2-2 2B		C SI 91 B SI 92 S CH 84 C SI 92 1-3 ③ K			B SI 91 F SI 90 B SI 91 C SI 90 C SI 92 2-3 ② K			3	0	1	0	0	2	1
8 Kurt Suzuki, R (1, 2) OBP: 0.225, SLG: 0.324		B SI 92 C SL 85 F SI 91 S CH 85 1-3 ② K			C FF 91 B CU 77 C CU 75 S CH 84 1-3 ① K		F SI 93 F CH 84 B FF 90 X SI 93 1-2 ③ L6			3	0	0	0	0	2	1
45 Phil Hughes, R (1, 1) 11 Jorge Polanco, S (8, PH) OBP: 0.250, SLG: 0.333 50 Casey Fien, R (8, 1)		B SI 93 C SI 93 C SI 92 C SL 83 1-3 ③ K			B SI 91 C SI 90 C SI 91 F SI 90 C CU 76 1-3 ② K			B SI 93 C SI 95 B SI 94 B SI 94 B SI 94 4-1 BB		2 0 0	0 0 0	0 0 0	0 0 0	0 1 0	2 0 0	1 0 0
Inning Stats	R: 0 E: 0 K: 2 S: 12 H: 1 LOB: 2 BB: 1 P: 21	R: 0 E: 0 K: 3 S: 15 H: 1 LOB: 1 BB: 0 P: 21	R: 0 E: 0 K: 2 S: 9 H: 0 LOB: 0 BB: 0 P: 14	R: 0 E: 0 K: 3 S: 10 H: 0 LOB: 1 BB: 1 P: 17	R: 0 E: 0 K: 2 S: 15 H: 0 LOB: 1 BB: 1 P: 23	R: 0 E: 0 K: 2 S: 9 H: 0 LOB: 0 BB: 0 P: 12	R: 0 E: 0 K: 1 S: 8 H: 0 LOB: 0 BB: 0 P: 13	R: 0 E: 0 K: 2 S: 8 H: 0 LOB: 1 BB: 1 P: 15	R: 0 E: 0 K: 1 S: 8 H: 0 LOB: 0 BB: 0 P: 12	1B: 1 2B: 1 3B: 0 HR: 0	SF: 0 SAC: 0 DP: 0 HBP: 0					

PITCHER		IP	WLS	BF	H	R	ER	SO	BB	IBB	HBP	BLK	WP	HR	S	P	ERA	WHIP
57 Tanner Roark, R ERA: 2.63	(1, 1)	7.0	W	26	2	0	0	15	3	0	0	0	0	0	78	121	0.00	0.714
45 Blake Treinen, R ERA: 1.29	(8, 1)	0.1	H	2	0	0	0	1	1	0	0	0	0	0	4	11	0.00	3.000
46 Oliver Pérez, L ERA: 2.08	(8, 1)	0.2	H	2	0	0	0	1	0	0	0	0	0	0	4	4	0.00	0.000
58 Jonathan Papelbon, R ERA: 3.52	(9, 1)	1.0	S	3	0	0	0	1	0	0	0	0	0	0	8	12	0.00	0.000

PITCHER	IP	WLS	BF	H	R	ER	SO	BB	IBB	HBP	BLK	WP	HR	S	P	ERA	WHIP

TOP

Minnesota Twins @ Washington Nationals

Nationals Park, Washington, DC

Sat Apr 23 2016, 1:06 PM - 3:45 PM EDT

Att. 35,974 - Partly Cloudy - 63 F

livebaseballscorecards.com

AB	29
R	0
H	2
RBI	0
BB	4
SO	18
LOB	10

WP: 0 PA: 33
PB: 0
SB: 0
CS: 0

BOTTOM

Minnesota Twins @ Washington Nationals

Nationals Park, Washington, DC

Sat Apr 23 2016, 1:06 PM - 3:45 PM EDT

Att. 35,974 - Partly Cloudy - 63 F

livebaseballscorecards.com

Batter	1	2	3	4	5	6	7	8	9	AB	R	H	RBI	BB	SO	LOB
14 Chris Heisey, R (1, 8) OBP: 0.300, SLG: 0.353	F SI 90 X FF 91 0-1 ① B1-3		C SI 90 B KC 82 C KC 79 B FC 87 X KC 80 2-2 ② P3		B FC 88 C FF 90 X SI 90 1-1 ② F9		B FF 88 1 SAFE F FC 86 F FF 89 1 SAFE B FC 86 X FC 87 2-2 ③ G3-1			4	0	0	0	0	0	3
45 Blake Treinen, R (8, 1)										0	0	0	0	0	0	0
46 Oliver Pérez, L (8, 1)										0	0	0	0	0	0	0
58 Jonathan Papelbon, R (9, 1)										0	0	0	0	0	0	0
6 Anthony Rendon, R (1, 5) OBP: 0.324, SLG: 0.313	C FF 91 X FF 91 0-1 34 2B 11 1B 1B		B KC 81 C FC 86 B KC 79 F FF 91 F FC 88 F FF 92 B KC 80 X FC 88 3-2 ③ G5-3		F SI 90 F FF 90 X FC 88 0-2 ③ F9			X SI 93 0-0 ① B5-3		4	1	1	0	0	0	2
34 Bryce Harper, L (1, 9) OBP: 0.397, SLG: 0.803	C FF 91 B FF 91 F SI 90 B FC 88 X KC 83 2-2 11 1B 1-3 2B			B FF 89 C FF 89 X FF 89 1-1 ① L4		C SI 90 B CH 84 F FF 89 F FC 87 B CH 85 X FF 89 2-2 11 F9 2B		B FF 93 S SL 88 T FF 93 F FF 93 F SL 88 F FF 93 T SI 92 1-2 ② K		4	1	2	0	0	1	0
11 Ryan Zimmerman, R (1, 3) OBP: 0.339, SLG: 0.388	C FF 92 B FF 91 B FF 91 X FF 91 2-1 ② 2-H 3-H 1B			B FF 91 B FF 90 F FC 87 B FC 88 B SI 89 4-1 BB		C FF 90 X CH 87 0-1 ① F9 2-3		F FF 93 C FF 92 F FF 92 B SL 87 F SL 86 X SL 86 1-2 1B		3	0	2	2	1	0	1
10 Stephen Drew, L (1, 4) OBP: 0.235, SLG: 0.375	C FF 89 C CH 83 S FC 88 0-3 ③ K			X FF 89 0-0 ② F9		X FF 90 0-0 ② P3		B FF 91 B FF 92 F FF 92 1 SAFE B FF 93 C FF 92 F SI 91 F FF 92 F FF 92 3-3 S SI 91 ③ K		4	0	0	0	0	2	3
28 Jayson Werth, R (1, 7) OBP: 0.304, SLG: 0.438		F FF 90 C KC 80 B FC 88 X KC 79 1-2 ① G6-3		C CH 86 B FF 90 B KC 81 X CH 87 2-1 ③ L4		S FF 90 S FF 90 S FC 88 0-3 ③ K				3	0	0	0	0	1	2
40 Wilson Ramos, R (1, 2) OBP: 0.315, SLG: 0.481		C KC 81 F FF 90 B FC 88 X KC 81 1-2 ② G6-3			X KC 79 0-0 57 G4-3 8 BB 1B		X FF 89 0-0 ① F9			3	0	1	0	0	0	0
8 Danny Espinosa, S (1, 6) OBP: 0.322, SLG: 0.208		B KC 80 L FF 90 C FF 91 X KC 80 1-2 ③ G4-3			F FF 88 B FF 90 C FF 89 B FC 87 F KC 79 F FF 90 B FC 87 F FC 87 B KC 80 4-2 57 G4-3 1-2 BB		C FF 89 X FF 89 0-1 ② G3-1			2	0	0	0	1	0	0
57 Tanner Roark, R (1, 1)			C FF 90 X SI 90 0-1 ① F8		X FF 89 0-0 ① G4-3 1-2 2-3		X FF 90 0-0 1B			2	0	0	0	0	0	2
21 Matthew den Dekker, L (7, PH) OBP: 0.235, SLG: 0.200 (8, 8)										1	0	1	0	0	0	0

Inning Stats	1	2	3	4	5	6	7	8	9
	R: 2 E: 0 K: 1 S: 12 H: 3 LOB: 0 BB: 0 P: 16	R: 0 E: 0 K: 0 S: 9 H: 0 LOB: 0 BB: 0 P: 12	R: 0 E: 0 K: 0 S: 10 H: 0 LOB: 0 BB: 0 P: 15	R: 0 E: 0 K: 0 S: 6 H: 0 LOB: 1 BB: 1 P: 13	R: 0 E: 0 K: 0 S: 12 H: 1 LOB: 2 BB: 1 P: 17	R: 0 E: 0 K: 1 S: 10 H: 1 LOB: 1 BB: 0 P: 12	R: 0 E: 0 K: 0 S: 7 H: 1 LOB: 1 BB: 0 P: 9	R: 0 E: 0 K: 2 S: 18 H: 1 LOB: 1 BB: 0 P: 23	

1B: 5	SF: 0
2B: 2	SAC: 0
3B: 0	DP: 0
HR: 0	HBP: 0

WP: 0	PA: 32
PB: 0	
SB: 0	
CS: 0	

AB	**30**
R	**2**
H	**7**
RBI	**2**
BB	**2**
SO	**4**
LOB	**13**

PITCHER		IP	WLS	BF	H	R	ER	SO	BB	IBB	HBP	BLK	WP	HR	S	P	ERA	WHIP
45 Phil Hughes, R ERA: 3.91	(1, 1)	7.0	L	28	6	2	2	2	2	0	0	0	0	0	66	94	2.57	1.143
50 Casey Fien, R ERA: 8.53	(8, 1)	1.0		4	1	0	0	2	0	0	0	0	0	0	18	23	0.00	1.000

PITCHER	IP	WLS	BF	H	R	ER	SO	BB	IBB	HBP	BLK	WP	HR	S	P	ERA	WHIP

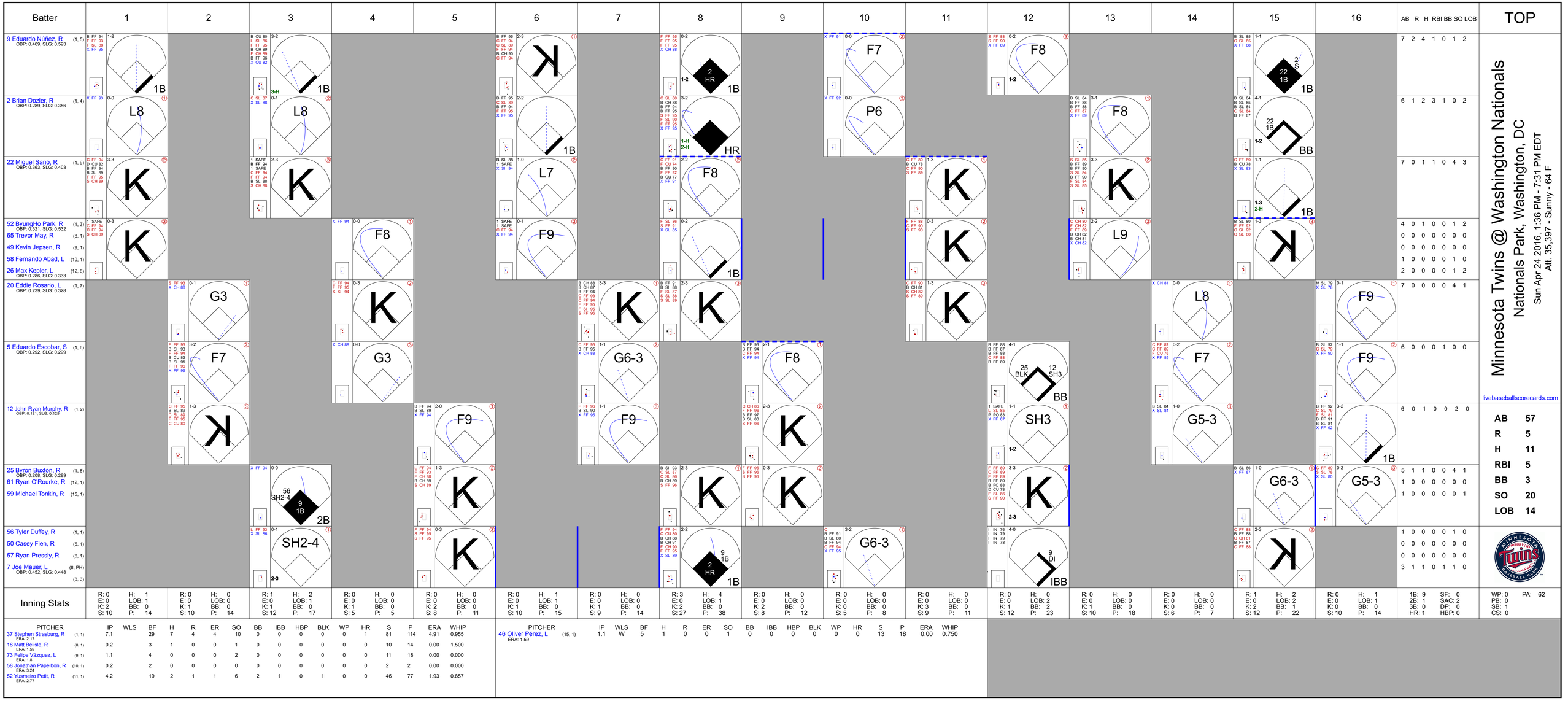
Batter
1
2
3
4
5
6
7
8
9
10
11
12
13
14
15
16
AB R H RBI BB SO LOB
TOP
9 Eduardo Núñez, R (1, 5) OBP: 0.469, SLG: 0.523
2 Brian Dozier, R (1, 4) OBP: 0.289, SLG: 0.356
22 Miguel Sanó, R (1, 9) OBP: 0.363, SLG: 0.403
52 ByungHo Park, R (1, 3) OBP: 0.321, SLG: 0.532
65 Trevor May, R (8, 1)
49 Kevin Jepsen, R (9, 1)
58 Fernando Abad, L (10, 1)
26 Max Kepler, L (12, 8) OBP: 0.286, SLG: 0.333
20 Eddie Rosario, L (1, 7) OBP: 0.239, SLG: 0.328
5 Eduardo Escobar, S (1, 6) OBP: 0.292, SLG: 0.299
12 John Ryan Murphy, R (1, 2) OBP: 0.121, SLG: 0.125
25 Byron Buxton, R (1, 8) OBP: 0.208, SLG: 0.289
61 Ryan O'Rourke, R (12, 1)
59 Michael Tonkin, R (15, 1)
56 Tyler Duffey, R (1, 1)
50 Casey Fien, R (5, 1)
57 Ryan Pressly, R (6, 1)
7 Joe Mauer, L (8, PH) OBP: 0.452, SLG: 0.448
(8, 3)
Inning Stats
R: 0 E: 0 K: 2 S: 10 H: 1 LOB: 1 BB: 0 P: 14
R: 0 E: 0 K: 1 S: 10 H: 0 LOB: 0 BB: 0 P: 14
R: 1 E: 0 K: 1 S: 12 H: 2 LOB: 1 BB: 0 P: 17
R: 0 E: 0 K: 1 S: 5 H: 0 LOB: 0 BB: 0 P: 5
R: 0 E: 0 K: 2 S: 8 H: 0 LOB: 0 BB: 0 P: 11
R: 0 E: 0 K: 1 S: 10 H: 1 LOB: 1 BB: 0 P: 15
R: 0 E: 0 K: 1 S: 9 H: 0 LOB: 0 BB: 0 P: 14
R: 3 E: 0 K: 2 S: 27 H: 4 LOB: 1 BB: 0 P: 38
R: 0 E: 0 K: 2 S: 8 H: 0 LOB: 0 BB: 0 P: 12
R: 0 E: 0 K: 0 S: 5 H: 0 LOB: 0 BB: 0 P: 8
R: 0 E: 0 K: 3 S: 9 H: 0 LOB: 0 BB: 0 P: 11
R: 0 E: 0 K: 1 S: 12 H: 0 LOB: 2 BB: 2 P: 23
R: 0 E: 0 K: 1 S: 10 H: 0 LOB: 0 BB: 0 P: 18
R: 0 E: 0 K: 0 S: 6 H: 0 LOB: 0 BB: 0 P: 7
R: 1 E: 0 K: 2 S: 12 H: 2 LOB: 2 BB: 1 P: 22
R: 0 E: 0 K: 0 S: 10 H: 1 LOB: 1 BB: 0 P: 14
1B: 9 2B: 1 3B: 0 HR: 1 SF: 0 SAC: 2 DP: 0 HBP: 0
WP: 0 PB: 0 SB: 1 CS: 0 PA: 62
PITCHER IP WLS BF H R ER SO BB IBB HBP BLK WP HR S P ERA WHIP
37 Stephen Strasburg, R (1, 1) ERA: 2.17 7.1 29 7 4 4 10 0 0 0 0 0 1 81 114 4.91 0.955
18 Matt Belisle, R (8, 1) ERA: 1.59 0.2 3 1 0 0 1 0 0 0 0 0 0 10 14 0.00 1.500
73 Felipe Vázquez, L (9, 1) ERA: 1.8 1.1 4 0 0 0 2 0 0 0 0 0 0 11 18 0.00 0.000
58 Jonathan Papelbon, R (10, 1) ERA: 3.24 0.2 2 0 0 0 0 0 0 0 0 0 0 2 2 0.00 0.000
52 Yusmeiro Petit, R (11, 1) ERA: 2.77 4.2 19 2 1 1 6 2 1 0 1 0 0 46 77 1.93 0.857
PITCHER IP WLS BF H R ER SO BB IBB HBP BLK WP HR S P ERA WHIP
46 Oliver Pérez, L (15, 1) ERA: 1.59 1.1 W 5 1 0 0 1 0 0 0 0 0 0 0 13 18 0.00 0.750
Minnesota Twins @ Washington Nationals
Nationals Park, Washington, DC
Sun Apr 24 2016, 1:36 PM - 7:31 PM EDT
Att. 35,397 - Sunny - 64 F
livebaseballscorecards.com
AB 57
R 5
H 11
RBI 5
BB 3
SO 20
LOB 14

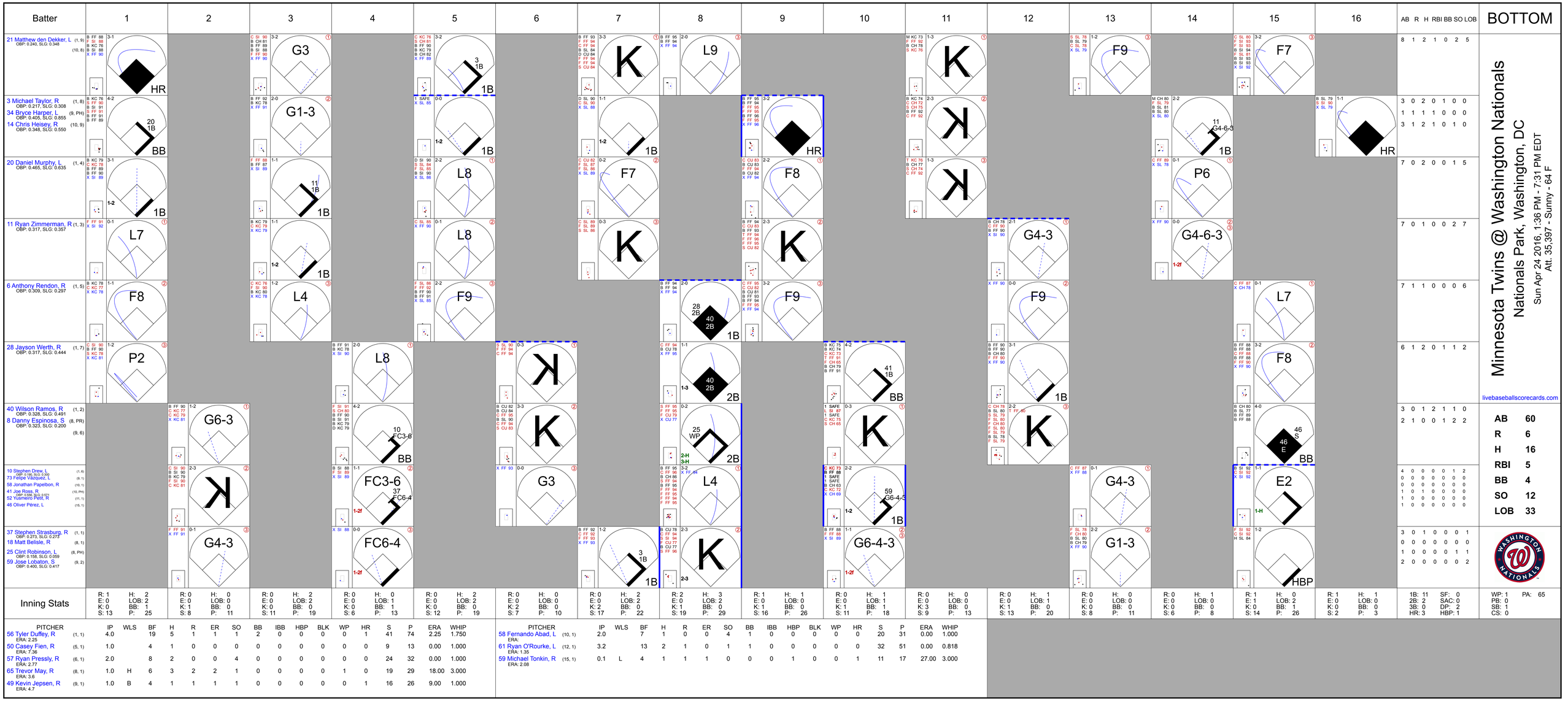

PITCHER	IP	WLS	BF	H	R	ER	SO	BB	IBB	HBP	BLK	WP	HR	S	P	ERA	WHIP
56 Tyler Duffey, R (1, 1) ERA: 2.25	4.0		19	5	1	1	1	2	0	0	0	0	1	41	74	2.25	1.750
50 Casey Fien, R (5, 1) ERA: 7.36	1.0		4	1	0	0	0	0	0	0	0	0	0	9	13	0.00	1.000
57 Ryan Pressly, R (6, 1) ERA: 2.77	2.0		8	2	0	0	4	0	0	0	0	0	0	24	32	0.00	1.000
65 Trevor May, R (8, 1) ERA: 3.6	1.0	H	6	3	2	2	1	0	0	0	0	1	0	19	29	18.00	3.000
49 Kevin Jepsen, R (9, 1) ERA: 4.7	1.0	B	4	1	1	1	1	0	0	0	0	0	1	16	26	9.00	1.000

PITCHER	IP	WLS	BF	H	R	ER	SO	BB	IBB	HBP	BLK	WP	HR	S	P	ERA	WHIP
58 Fernando Abad, L (10, 1) ERA:	2.0		7	1	0	0	4	1	0	0	0	0	0	20	31	0.00	1.000
61 Ryan O'Rourke, L (12, 1) ERA: 1.35	3.2		13	2	1	0	1	1	0	0	0	0	0	32	51	0.00	0.818
59 Michael Tonkin, R (15, 1) ERA: 2.08	0.1	L	4	1	1	1	0	0	0	1	0	0	1	11	17	27.00	3.000

Batter	1	2	3	4	5	6	7	8	9	AB	R	H	RBI	BB	SO	LOB
37 Odúbel Herrera, L (1, 8) OBP: 0.442, SLG: 0.424	B FF 93 B FF 93 B FF 95 B FF 94 4-0 4 HR BB		B CU 78 B FF 94 C FF 94 B CH 86 C FF 95 F FF 95 B FF 95 4-2 4 G4-6-3 BB		C CU 76 F FF 93 X CH 86 0-2 4 1B 7 FC5-3 1B		C FF 92 B SL 80 C SL 80 F SL 80 T SL 79 1-2 ① K		X FF 95 0-0 ② G6-3	3	1	1	0	2	1	0
4 Andrés Blanco, S (1, 6) OBP: 0.433, SLG: 0.577	C FF 94 X FF 93 0-1 1-H HR		1 SAFE F FF 94 1 SAFE D CH 87 S CH 86 1 SAFE F FF 94 B FF 94 F CU 79 2-2 ① ② G4-6-3 1-2f		1 SAFE 1 SAFE X FF 92 0-0 7 PB 1-3 1B		C FF 92 S FF 93 X SL 81 0-2 7 2B 2B		B FF 96 B CH 87 B FF 96 B FF 95 4-0 7 FC5-4 BB	4	2	3	2	1	0	1
7 Maikel Franco, R (1, 5) OBP: 0.325, SLG: 0.526	S SL 86 B FF 94 S SL 86 B CH 86 F FF 96 X SL 86 2-2 ① G5-3		S SL 84 B FF 95 B FF 94 F SL 85 F SL 86 B FF 96 X SL 85 3-2 ③ G5-3		C FF 94 F SL 85 B SL 84 X SL 84 1-2 ① ② FC5-3 1-2 3-H		C SL 80 B FF 93 X SL 80 1-1 2-H 2B		1 SAFE F CH 86 B FF 95 S FF 92 X SL 78 1-2 ③ FC5-4 1-2f	5	0	1	1	0	0	3
6 Ryan Howard, L (1, 3) OBP: 0.254, SLG: 0.371 18 Darin Ruf, R (7, PH) OBP: 0.241, SLG: 0.231 (7, 3)	C CU 80 X FF 95 0-1 ② F8			B CU 79 F FF 94 B FF 93 B FF 94 S FF 95 B FF 95 4-2 29 2B 3 FC3-2 BB	B FF 94 F FF 95 F FF 95 F CH 86 S CH 84 1-3 ③ K		S SL 80 B FF 91 F FF 89 B SL 82 F SL 80 X SL 80 2-2 ② P6			2	0	0	0	1	1	1
										1	0	0	0	0	0	1
29 Cameron Rupp, R (1, 2) OBP: 0.298, SLG: 0.478	S SL 85 B FF 94 F FF 95 S SL 84 1-3 ③ K			F FF 94 X FF 94 0-1 3 FC3-2 16 1B 1-3 2B		C SL 84 S SL 84 B SL 83 S FF 95 1-3 ① K	C FF 92 B SL 82 S SL 83 F FF 92 X FF 92 1-2 ③ G5-3			4	1	1	0	0	2	1
3 David Lough, L (1, 7) OBP: 0.333, SLG: 0.350		C FF 93 F SL 87 B FF 94 X CH 86 1-2 ① G3		C CU 79 S FF 95 F FF 96 F FF 96 F FF 95 X CH 86 0-2 ① FC3-2 16 1B 2-3 3-H		B FF 94 B CU 78 B FF 94 C FF 93 B FF 93 4-1 28 SH1-4 16 1B BB		B FF 91 F FF 92 X CU 76 1-1 ① L3		3	0	0	0	1	0	2
16 César Hernández, S (1, 4) OBP: 0.333, SLG: 0.369		B FF 93 X FF 94 1-0 28 PB 1B		C CU 78 S CH 85 D CH 86 X FF 96 1-2 1-2 3-H 1B		B CU 77 C CH 85 F SL 86 X CU 77 1-2 1-2 28 SH1-4 1B		S CH 86 C CH 87 S CH 87 0-3 ② K		4	0	3	1	0	1	0
28 Vince Velasquez, R (1, 1) OBP: 0.125, SLG: 0.125 30 David Hernandez, R (7, 1) 15 Emmanuel Burriss, S (8, PH) OBP: 0.190, SLG: 0.167 50 Héctor Neris, R (8, 1) 46 Jeanmar Gómez, R (9, 1)		1 SAFE B FF 92 B FF 93 F FF 92 C FF 93 S SL 85 2-3 ② K 1-2		C FF 93 L FF 92 B FF 94 B SL 84 F FF 95 F SL 85 S SL 83 2-3 ② K		L FC 91 X FF 91 0-1 ② SH1-4 1-2 2-3		F FF 94 S SL 79 F CH 87 X FF 96 0-2 ③ L5		2 0 1 0 0	0 0 0 0 0	0 0 0 0 0	0 0 0 0 0	0 0 0 0 0	2 0 0 0 0	3 0 0 0 0
17 Peter Bourjos, R (1, 9) OBP: 0.179, SLG: 0.273		S SL 85 F SL 85 C FF 96 0-3 ③ K		B SL 86 F FF 94 X FF 95 1-1 ③ F8		S FF 94 S SL 84 D SL 87 S SL 83 1-3 ③ K			S CH 85 B CH 85 C FF 94 F SL 76 B FF 96 S CH 87 2-3 ① K	4	0	0	0	0	3	5
Inning Stats	R: 2 E: 0 K: 1 S: 11 H: 1 LOB: 0 BB: 1 P: 18	R: 0 E: 0 K: 2 S: 10 H: 1 LOB: 1 BB: 0 P: 14	R: 0 E: 0 K: 0 S: 14 H: 0 LOB: 0 BB: 1 P: 23	R: 1 E: 0 K: 1 S: 20 H: 2 LOB: 2 BB: 1 P: 28	R: 0 E: 0 K: 1 S: 12 H: 2 LOB: 1 BB: 0 P: 14	R: 0 E: 0 K: 2 S: 12 H: 1 LOB: 2 BB: 1 P: 19	R: 1 E: 0 K: 1 S: 17 H: 2 LOB: 1 BB: 0 P: 22	R: 0 E: 0 K: 1 S: 9 H: 0 LOB: 0 BB: 0 P: 10	R: 0 E: 0 K: 1 S: 8 H: 0 LOB: 1 BB: 1 P: 15	1B: 5 2B: 4 3B: 0 HR: 1 SF: 0 SAC: 1 DP: 2 HBP: 0						

PITCHER		IP	WLS	BF	H	R	ER	SO	BB	IBB	HBP	BLK	WP	HR	S	P	ERA	WHIP
31 Max Scherzer, R ERA: 4.35	(1, 1)	6.0		27	7	3	3	7	4	0	0	0	0	1	79	116	4.50	1.833
46 Oliver Pérez, L ERA: 3.0	(7, 1)	0.1	L	3	2	1	1	1	0	0	0	0	0	0	9	11	27.00	6.000
27 Shawn Kelley, R ERA:	(7, 1)	0.2		2	0	0	0	0	0	0	0	0	0	0	8	11	0.00	0.000
18 Matt Belisle, R ERA: 1.5	(8, 1)	0.1		1	0	0	0	0	0	0	0	0	0	0	2	3	0.00	0.000
73 Felipe Vázquez, L ERA: 1.54	(8, 1)	1.2		6	0	0	0	2	1	0	0	0	0	0	15	22	0.00	0.600

PITCHER	IP	WLS	BF	H	R	ER	SO	BB	IBB	HBP	BLK	WP	HR	S	P	ERA	WHIP

TOP

Philadelphia Phillies @ Washington Nationals
Nationals Park, Washington, DC
Tue Apr 26 2016, 7:06 PM - 10:30 PM EDT
Att. 25,097 - Partly Cloudy - 81 F

livebaseballscorecards.com

AB	33
R	4
H	9
RBI	4
BB	5
SO	10
LOB	17

Batter	1	2	3	4	5	6	7	8	9	AB	R	H	RBI	BB	SO	LOB
3 Michael Taylor, R (1, 8) OBP: 0.243, SLG: 0.319	B FF 93 C FF 94 F FF 94 B FF 95 F FF 95 F FF 96 S FF 96 2-3 **K** ①		X FF 95 0-0 6 E 1B		B CU 82 B CU 82 F FF 94 F FF 94 1 SAFE B CU 80 B FF 92 4-2 6 FC5 34 1B 1-2 BB		B SI 94 X FF 95 1-0 6 S 1B		S CH 85 B SI 88 B SI 88 B SI 91 F SI 91 T SI 92 3-2 **K** ②	4	1	2	0	1	2	0
6 Anthony Rendon, R (1, 5) OBP: 0.302, SLG: 0.291	B FF 96 F FF 96 X FF 96 1-1 **L9** ②		1 SAFE 1 SAFE B CU 78 B FF 92 F FF 95 X CU 80 2-1 **G5-3** ② 1-2		B FF 94 X CU 78 1-0 **FC5** 34 1B 11 1B ② 1-2 2-3f		B SI 93 B CU 83 C FF 95 B CU 82 F FF 94 X FF 95 3-2 **F9** ② 1-2		X SI 92 0-0 1B	5	1	1	0	0	0	4
34 Bryce Harper, L (1, 9) OBP: 0.430, SLG: 0.844	B FF 95 B FF 96 F SI 94 B FF 96 B FF 92 4-1 **BB**		I IN 76 I IN 76 I IN 74 I IN 71 4-0 **IBB**		S CU 80 F FF 94 D CU 80 B CH 86 B CH 84 X FF 96 3-2 11 1B 1-3 2-H 1B		I IN 79 I IN 83 I IN 84 I IN 85 4-0 **IBB**		D SI 91 S SI 91 F SI 91 F SI 92 F SI 88 F SI 92 B SI 88 X CH 81 2-2 **G5-3** ③	2	0	1	1	3	0	1
11 Ryan Zimmerman, R (1, 3) OBP: 0.313, SLG: 0.350 73 Felipe Vázquez, L (8, 1)	X FF 95 0-0 **F8** ③		C FF 95 C FF 94 D CU 79 X FF 96 1-2 **P2** ③		B CU 82 C CU 78 1 SAFE X FF 91 1-1 1-3 3-H 1B		B FF 95 C FF 94 B CU 82 S CU 81 C CU 82 2-3 **K** ③			4 0	0 0	1 0	1 0	0 0	1 0	5 0
20 Daniel Murphy, L (1, 4) OBP: 0.467, SLG: 0.636		C FF 94 X FF 95 0-1 28 WP 8 SH4-3 2B		F FF 94 B CU 79 F CU 79 X FF 97 1-2 **G4-3** ①	B FF 95 B SI 94 B FF 94 X FF 94 3-0 **L9** ③			B SI 92 B SI 92 B FF 92 C FF 94 B SI 90 4-1 **BB**		3	1	1	0	1	0	2
28 Jayson Werth, R (1, 7) OBP: 0.299, SLG: 0.414		B CU 83 B FF 96 S FF 95 C CU 80 S FF 94 2-3 **K** ① 2-3		C FF 96 C FF 95 B SI 94 X FF 96 1-2 **P3** ②		C CU 78 C CU 81 S FF 96 0-3 **K** ①		B FF 93 1 SAFE B FS 88 X SI 93 2-0 **L7** ①		4	0	0	0	0	2	2
8 Danny Espinosa, S (1, 6) OBP: 0.308, SLG: 0.189	X FF 95 0-0 **SH4-3** ② 3-H			X FF 94 0-0 **G1-3** ③		X CH 87 0-0 **G5-3** ②		F FF 94 S FS 87 1 SAFE 1 SAFE F FF 93 F FS 88 S FF 94 0-3 **K** ②		3	0	0	1	0	1	1
59 Jose Lobaton, S (1, 2) OBP: 0.316, SLG: 0.313	C FF 95 X CU 79 0-1 **F7** ③				B SI 92 F FF 93 X CH 84 1-1 **G3** ①	S FF 96 S FF 96 B FF 98 T FF 97 1-2 **K** ③		B FS 86 1 SAFE S FS 86 S FS 86 1 SAFE 1 SAFE S FS 87 1-3 **K** ③		4	0	0	0	0	2	1
31 Max Scherzer, R (1, 1) OBP: 0.182, SLG: 0.273 46 Oliver Pérez, L (7, 1) 27 Shawn Kelley, R (7, 1) 21 Matthew den Dekker, L (7, PH) OBP: 0.231, SLG: 0.333 18 Matt Belisle, R (8, 1) 25 Clint Robinson, L (8, 3) OBP: 0.150, SLG: 0.056			B FF 93 X FF 92 1-0 **G4-3** ①		B FF 94 X FF 93 1-0 6 FC5 3 BB 1B		C FF 93 S FF 94 T SI 94 0-2 **K** ①		C CH 80 B CH 84 C SI 92 X CH 87 1-2 **G5-3** ①	2 0 0 1 0 1	0 0 0 0 0 0	1 0 0 0 0 0	0 0 0 0 0 0	0 0 0 1 0 0	0 0 0 0 0 0	0 0 0 0 0 0
Inning Stats	R: 0 E: 0 K: 1 S: 9 H: 0 LOB: 1 BB: 1 P: 16	R: 1 E: 0 K: 1 S: 8 H: 1 LOB: 0 BB: 0 P: 10	R: 0 E: 1 K: 0 S: 7 H: 1 LOB: 2 BB: 1 P: 15	R: 0 E: 0 K: 0 S: 7 H: 0 LOB: 0 BB: 0 P: 9	R: 2 E: 0 K: 0 S: 12 H: 3 LOB: 2 BB: 1 P: 26	R: 0 E: 0 K: 2 S: 7 H: 0 LOB: 0 BB: 0 P: 8	R: 0 E: 0 K: 2 S: 10 H: 1 LOB: 2 BB: 1 P: 20	R: 0 E: 0 K: 2 S: 10 H: 0 LOB: 1 BB: 1 P: 17	R: 0 E: 0 K: 1 S: 13 H: 1 LOB: 1 BB: 0 P: 19	1B: 6 2B: 1 3B: 0 HR: 0 SF: 0 SAC: 1 DP: 0 HBP: 0						WP: 1 PB: 0 SB: 1 CS: 0 PA: 39

PITCHER	IP	WLS	BF	H	R	ER	SO	BB	IBB	HBP	BLK	WP	HR	S	P	ERA	WHIP
28 Vince Velasquez, R (1, 1) ERA: 1.78	6.0	W	26	5	3	3	4	2	1	0	0	1	0	50	84	4.50	1.167
30 David Hernandez, R (7, 1) ERA: 4.82	1.0	H	5	1	0	0	2	0	1	0	0	0	0	10	20	0.00	1.000
50 Héctor Neris, R (8, 1) ERA: 0.75	1.0	H	4	0	0	0	2	1	0	0	0	0	0	10	17	0.00	1.000
46 Jeanmar Gómez, R (9, 1) ERA: 2.25	1.0	S	4	1	0	0	1	0	0	0	0	0	0	13	19	0.00	1.000

PITCHER	IP	WLS	BF	H	R	ER	SO	BB	IBB	HBP	BLK	WP	HR	S	P	ERA	WHIP

BOTTOM

Philadelphia Phillies @ Washington Nationals

Nationals Park, Washington, DC

Tue Apr 26 2016, 7:06 PM - 10:30 PM EDT

Att. 25,097 - Partly Cloudy - 81 F

livebaseballscorecards.com

AB	33
R	3
H	7
RBI	3
BB	5
SO	9
LOB	16

Batter	1	2	3	4	5	6	7	8	9	AB	R	H	RBI	BB	SO	LOB
37 Odúbel Herrera, L (1, 8) OBP: 0.451, SLG: 0.420	C FF 89 X FF 90 0-1 F7		C FF 90 X CU 75 0-1 G4-3			B CU 74 S FF 89 L SI 88 B CH 86 X CU 75 2-2 7 WP 13 SH1-3 18 SF8 1B	1 SAFE B FF 89 C FF 87 B FF 88 B FF 89 C FF 90 B SI 90 4-2 13 G4-6-3 1-2 BB		B SI 94 S SI 95 B SI 94 B SL 86 D SI 94 4-1 13 G3-6-3 1-2 BB	3	1	1	0	2	0	0
13 Freddy Galvis, S (1, 6) OBP: 0.266, SLG: 0.392	B SI 89 C SI 89 B CH 81 X SI 90 2-1 G1-3			C CH 82 B FF 91 F SI 90 T FF 90 1-2 K		1 SAFE 1 SAFE X CH 87 0-0 SH1-3 1-2	F SI 94 X CH 84 0-1 G4-6-3 1-2f		B SI 94 X SI 93 1-0 G3-6-3 1-2f	4	0	0	0	0	1	5
7 Maikel Franco, R (1, 5) OBP: 0.333, SLG: 0.519	B CH 82 S FF 89 X CH 83 1-1 1B			C FF 91 F FF 90 S CU 78 0-3 K		2 SAFE C CH 82 B FF 89 B CH 82 B FF 91 B FF 90 4-1 51 FC6-4 2-3 BB		S CH 86 B CH 84 X SI 95 1-1 L9		3	0	1	0	1	1	0
18 Darin Ruf, R (1, 3) OBP: 0.242, SLG: 0.241	B SI 88 B FF 90 F CH 83 F SI 90 T CU 77 2-2 K			B CU 77 B CH 84 C FF 91 F CH 84 X FF 91 2-2 16 WP 51 BB 1B		F CU 76 D SI 90 D CU 76 X CH 82 2-1 SF8 3-H		B SI 94 C SI 95 F CH 86 F SI 95 X SI 95 1-2 P3		3	0	1	1	0	1	1
51 Carlos Ruiz, R (1, 2) OBP: 0.368, SLG: 0.588		B SI 88 B SI 88 X SI 89 2-0 L9		C SI 90 B CU 76 D CH 82 B SI 88 F SI 89 B SI 90 4-2 16 WP 1-2 BB		X SI 91 0-0 FC6-4 1-2f		B KC 83 B SI 95 F SI 95 F SI 95 B KC 83 X SI 94 3-2 HR		3	1	1	1	1	0	1
16 César Hernández, S (1, 4) OBP: 0.342, SLG: 0.368		B CH 80 C SI 89 B CU 75 S CH 83 X CH 84 2-2 G6-3		C CU 75 B CU 76 B CH 82 F CH 83 B CH 82 X CH 83 3-2 F9 1-2 2-3			C FF 89 F FF 90 X CH 82 0-2 58 SH3-4 2 1B 17 E 1B	B SI 96 B CH 87 B SI 94 B SI 93 4-0 BB		3	1	1	0	1	0	2
2 Tyler Goeddel, R (1, 7) OBP: 0.160, SLG: 0.160		C SI 89 B SI 89 B CU 76 B CH 83 X SI 90 3-1 G4-3			F SI 88 B FF 89 X CH 83 1-1 F9		1 SAFE B SI 89 F SI 89 1 SAFE B CH 81 B SI 88 X SI 89 3-1 17 E 58 SH3-4 1-2 1B	1 SAFE C SI 94 X CH 86 0-1 G5-3		4	0	1	0	0	0	1
58 Jeremy Hellickson, R (1, 1) OBP: 0.286, SLG: 0.286 50 Héctor Neris, R (8, 1) 4 Andrés Blanco, S (9, PH) OBP: 0.419, SLG: 0.556 46 Jeanmar Gómez, R (9, 1)			B SI 88 X SI 88 1-0 G6-3		B SI 89 C SI 89 S CH 82 B FF 89 C CU 75 2-3 K		L CH 86 X CH 87 0-1 SH3-4 1-2 2-3		C SI 94 B SI 96 F SI 94 B SI 89 F SI 95 S SL 87 2-3 K	2 0 1	0 0 0	0 0 0	0 0 0	0 0 0	1 0 1	0 0 0
17 Peter Bourjos, R (1, 9) OBP: 0.183, SLG: 0.271			C SI 89 F CH 82 B FF 89 B CU 77 S CH 83 2-3 K		B CU 75 X CH 82 1-0 G6-3		L FF 89 B CU 77 S FF 90 D CU 77 F FF 90 X CH 82 2-2 FC5 37 BB 2-3 3-H		B SI 95 B SI 95 S SI 96 X SI 96 2-1 37 BB 1B	4	0	1	0	0	1	1
Inning Stats	R: 0 E: 0 K: 1 S: 9 H: 1 LOB: 1 BB: 0 P: 14	R: 0 E: 0 K: 0 S: 6 H: 0 LOB: 0 BB: 0 P: 13	R: 0 E: 0 K: 1 S: 6 H: 0 LOB: 0 BB: 0 P: 9	R: 0 E: 0 K: 2 S: 14 H: 1 LOB: 2 BB: 1 P: 24	R: 0 E: 0 K: 1 S: 6 H: 0 LOB: 0 BB: 0 P: 10	R: 1 E: 0 K: 0 S: 8 H: 1 LOB: 1 BB: 1 P: 16	R: 1 E: 1 K: 0 S: 15 H: 2 LOB: 2 BB: 1 P: 24	R: 1 E: 0 K: 0 S: 11 H: 1 LOB: 1 BB: 1 P: 20	R: 0 E: 0 K: 1 S: 8 H: 1 LOB: 1 BB: 1 P: 17	1B: 6 2B: 0 3B: 0 HR: 1 SF: 1 SAC: 2 DP: 2 HBP: 0						

PITCHER		IP	WLS	BF	H	R	ER	SO	BB	IBB	HBP	BLK	WP	HR	S	P	ERA	WHIP
47 Gio González, L ERA: 1.42	(1, 1)	6.1	L	28	5	2	1	5	3	0	0	0	2	0	62	108	1.42	1.263
36 Sammy Solís, L ERA: 5.4	(7, 1)	1.2		6	1	1	1	0	1	0	0	0	0	1	13	22	5.40	1.200
45 Blake Treinen, R ERA: 1.13	(9, 1)	1.0		4	1	0	0	1	1	0	0	0	0	0	8	17	0.00	2.000

PITCHER	IP	WLS	BF	H	R	ER	SO	BB	IBB	HBP	BLK	WP	HR	S	P	ERA	WHIP

TOP

Philadelphia Phillies @ Washington Nationals
Nationals Park, Washington, DC
Wed Apr 27 2016, 7:08 PM - 10:06 PM EDT
Att. 24,186 - Overcast - 54 F

livebaseballscorecards.com

AB	30
R	3
H	7
RBI	2
BB	5
SO	6
LOB	11

BOTTOM

Philadelphia Phillies @ Washington Nationals
Nationals Park, Washington, DC
Wed Apr 27 2016, 7:08 PM - 10:06 PM EDT
Att. 24,186 - Overcast - 54 F

livebaseballscorecards.com

Batter	1	2	3	4	5	6	7	8	9	AB	R	H	RBI	BB	SO	LOB
3 Michael Taylor, R (1, 8) OBP: 0.231, SLG: 0.301	B FF 89 C FF 89 F FF 90 B FF 90 T CH 80 2-2 ① **K**		X FF 89 0-0 ② **G5-3**			X SI 88 0-0 ① **P4**		B FF 92 C FF 92 B FS 86 B FF 92 X FF 92 3-1 ③ **F9**		4	0	0	0	0	1	0
6 Anthony Rendon, R (1, 5) OBP: 0.289, SLG: 0.277	X FF 90 0-0 ② **G6-3**		C FF 89 B CH 80 X CH 81 1-1 ③ **G5-3**			C CH 80 C CU 77 F FF 89 B FF 90 B FF 90 F CH 81 X CU 77 2-2 ② **L7**			B SL 79 B SI 91 C SI 88 F SI 92 X SI 91 2-2 ① **L9**	4	0	0	0	0	0	0
34 Bryce Harper, L (1, 9) OBP: 0.434, SLG: 0.818	B FF 90 F FF 90 B CH 81 B SI 88 F CH 81 B SL 87 4-2 **11 S BB**			C CU 75 B CH 79 C FF 89 F CU 77 S FF 90 1-3 ① **K**		B SI 89 C CH 81 B CU 79 B CH 81 B FF 90 4-1 **BB**			X SL 81 0-0 ② **L7**	2	0	0	0	2	1	0
11 Ryan Zimmerman, R (1, 3) OBP: 0.296, SLG: 0.328	C FF 90 T CU 78 S CH 81 0-3 ③ **K** **1-2**			C CU 75 F FF 90 S CH 79 0-3 ② **K**		B CH 84 1 SAFE B CH 80 X FF 90 2-0 ③ **F9**			B SI 92 F SI 92 S CH 85 B SI 87 C SI 93 2-3 ③ **K**	4	0	0	0	0	3	2
20 Daniel Murphy, L (1, 4) OBP: 0.462, SLG: 0.638		B FF 88 C FF 89 B FF 90 B FF 90 X FF 90 3-1 **2B**		C FF 89 C SL 86 B CU 78 C FF 90 1-3 ③ **K**			C CU 75 X FF 89 0-1 ① **L7**			3	0	1	0	0	1	0
28 Jayson Werth, R (1, 7) OBP: 0.286, SLG: 0.393		X CH 80 0-0 ① **F7**			B FF 89 C FF 89 F FF 90 F CH 81 B FF 90 F CU 77 F SI 90 F FF 91 T CH 80 2-2 ① **K**		F FF 90 B CH 80 F FF 90 B CH 80 F CH 80 S CH 78 2-3 ② **K**			3	0	0	0	0	2	1
8 Danny Espinosa, S (1, 6) OBP: 0.324, SLG: 0.200		B CH 80 B FF 90 C CU 75 B FF 90 B FF 90 4-1 **59 G1-6-3 BB**			B FF 90 F FF 90 X FF 90 1-1 **47 FC6-4 1B**		X FF 89 0-0 ③ **F8**			2	0	1	0	1	0	0
59 Jose Lobaton, S (1, 2) OBP: 0.273, SLG: 0.263		C FF 90 F FF 90 X CU 78 0-2 ② ③ **G1-6-3** **1-2f**			C CU 71 1 SAFE F FF 90 1 SAFE D CU 78 B CH 82 D CU 78 X FF 88 3-2 ② **L7**			C FS 86 B FS 86 B FS 86 B FF 92 X FF 92 3-1 ① **F8**		3	0	0	0	0	0	3
47 Gio González, R (1, 1) OBP: 0.143, SLG: 0.167			C FF 88 F FF 90 S CU 78 0-3 ① **K**		X SI 89 0-0 ③ **FC6-4** **1-2f**			B FS 86 B FF 92 C FF 92 B FS 86 F FF 93 X FF 92 3-2 ② **P6**		2	0	0	0	0	1	1
36 Sammy Solís, R (7, 1)										0	0	0	0	0	0	0
10 Stephen Drew, L (8, PH) OBP: 0.182, SLG: 0.286										1	0	0	0	0	0	0
45 Blake Treinen, R (9, 1)										0	0	0	0	0	0	0
Inning Stats	R: 0 E: 0 K: 2 S: 9 H: 0 LOB: 1 BB: 1 P: 15	R: 0 E: 0 K: 0 S: 7 H: 1 LOB: 1 BB: 1 P: 14	R: 0 E: 0 K: 1 S: 6 H: 0 LOB: 0 BB: 0 P: 7	R: 0 E: 0 K: 3 S: 10 H: 0 LOB: 0 BB: 0 P: 12	R: 0 E: 0 K: 1 S: 13 H: 1 LOB: 1 BB: 0 P: 19	R: 0 E: 0 K: 0 S: 8 H: 0 LOB: 1 BB: 1 P: 16	R: 0 E: 0 K: 1 S: 7 H: 0 LOB: 0 BB: 0 P: 9	R: 0 E: 0 K: 0 S: 7 H: 0 LOB: 0 BB: 0 P: 16	R: 0 E: 0 K: 1 S: 7 H: 0 LOB: 0 BB: 0 P: 11	1B: 1 2B: 1 3B: 0 HR: 0		SF: 0 SAC: 0 DP: 1 HBP: 0		WP: 0 PB: 0 SB: 1 CS: 0		PA: 31

	AB	28
	R	0
	H	2
	RBI	0
	BB	3
	SO	9
	LOB	7

PITCHER		IP	WLS	BF	H	R	ER	SO	BB	IBB	HBP	BLK	WP	HR	S	P	ERA	WHIP
58 Jeremy Hellickson, R ERA: 3.81	(1, 1)	7.0	W	25	2	0	0	8	3	0	0	0	0	0	60	92	0.00	0.714
50 Héctor Neris, R ERA: 0.69	(8, 1)	1.0	H	3	0	0	0	0	0	0	0	0	0	0	7	16	0.00	0.000
46 Jeanmar Gómez, R ERA: 2.08	(9, 1)	1.0	S	3	0	0	0	1	0	0	0	0	0	0	7	11	0.00	0.000

PITCHER	IP	WLS	BF	H	R	ER	SO	BB	IBB	HBP	BLK	WP	HR	S	P	ERA	WHIP

Batter	1	2	3	4	5	6	7	8	9	AB	R	H	RBI	BB	SO	LOB
37 Odúbel Herrera, L (1, 8) OBP: 0.453, SLG: 0.417	B SI 91 B SI 92 C SI 90 B SI 92 B SI 92 4-1 13 CS BB			B SI 91 B SI 92 F SI 90 F SI 91 F SI 93 C SI 92 2-3 ① K		C CU 75 B CU 78 B SI 92 C CU 77 X SI 91 2-2 ① L9			S SL 81 B SL 80 S FF 96 F FF 97 F FF 97 X SL 79 1-2 13 2B 29 2B 1B	3	1	1	0	1	1	0
13 Freddy Galvis, S (1, 6) OBP: 0.265, SLG: 0.397	1 SAFE B SI 91 C SI 93 B SI 93 C SI 93 X CU 78 2-2 ①② G3 1-2			B CU 78 C CH 83 B SI 93 X CU 78 2-1 ② F7		C SI 92 B SI 92 X CU 78 1-1 ② G6-3			1 SAFE B FF 95 L FF 92 1 SAFE B FF 94 L FF 92 D CH 86 F FF 95 X FF 95 3-2 1-3 29 2B 2B	4	1	1	0	0	0	1
7 Maikel Franco, R (1, 5) OBP: 0.341, SLG: 0.506	B SI 94 C SI 93 X SL 84 1-1 ③ G4-3			B SL 85 S CH 82 B SI 92 B SI 92 F SI 92 F CH 82 B SI 93 4-2 6 1B BB		B CU 76 S SL 84 S SI 93 X CH 85 2-2 ③ F7			I IN 82 I IN 82 I IN 82 I IN 80 4-0 29 2B 3 1B IBB	2	1	0	0	2	0	0
6 Ryan Howard, L (1, 3) OBP: 0.257, SLG: 0.369 18 Darin Ruf, R (9, PH) OBP: 0.235, SLG: 0.233 (9, 3)		B SI 90 B SI 90 C SI 91 S CH 82 X CU 78 2-2 ① G3		F CU 76 B CH 82 C SI 91 B SI 91 X SL 86 2-2 1-2 1B			C CH 82 C CU 76 B SI 90 B SI 90 S CU 78 2-3 ① K		F FF 91 F FF 92 S FF 92 0-3 ① K	3 1	0 0	1 0	0 0	0 0	1 1	0 3
29 Cameron Rupp, R (1, 2) OBP: 0.294, SLG: 0.480		C SI 92 C SI 92 B SI 93 C SI 94 1-3 ② K		F SI 92 B CH 84 X SI 92 1-1 ③ G4-3			B SL 85 B SL 84 X SI 91 2-0 ② F9		F FF 92 F FF 92 B SL 81 B SL 80 X FF 92 2-2 3 1B 1-3 2-H 3-H 2B	4	0	1	2	0	1	2
16 César Hernández, S (1, 4) OBP: 0.338, SLG: 0.361		C SI 92 B CU 79 S CU 78 F SI 93 B SI 94 B SI 93 S CU 78 3-3 ③ K			S CH 82 B SI 91 S CU 77 B SI 92 B SI 91 X SI 91 3-2 17 FC5 27 S 1B		B CH 82 C SI 90 F SI 90 C SI 92 1-3 ③ K		B FS 87 X FF 90 1-0 ② P6	4	0	1	0	0	2	2
3 David Lough, L (1, 7) OBP: 0.321, SLG: 0.333			C SI 91 X CH 84 0-1 ① P6	1 SAFE 1 SAFE B CH 81 X CH 81 1-0 ① L8				C FF 90 X SL 81 0-1 ① G4-3	F FF 90 D FS 84 X FS 86 1-1 2-3 3-H 1B	4	0	1	1	0	0	1
27 Aaron Nola, R (1, 1) 15 Emmanuel Burriss, S (8, PH) OBP: 0.182, SLG: 0.158 94 Dalier Hinojosa, R (8, 1) 59 Elvis Araujo, L (8, 1) 4 Andrés Blanco, S (9, PH) OBP: 0.406, SLG: 0.536 46 Jeanmar Gómez, R (9, 1)			C SI 91 X SI 92 0-1 ② G5-3	L SI 88 L CU 75 D CU 77 B SI 91 1 SAFE B SI 91 S SI 90 3-3 ② K 1-2				X FF 91 0-0 ② B3	D FS 86 D FS 87 S FF 90 F FS 87 X FF 90 2-2 ③ G3	2 1 0 0 1 0	0 0 0 0 0 0	0 0 0 0 0 0	0 0 0 0 0 0	1 0 0 0 0 0	1 0 0 0 2 0	1 0 0 0 2 0
17 Peter Bourjos, R (1, 9) OBP: 0.175, SLG: 0.258			X SI 92 0-0 ③ G3	X CH 83 0-0 ③ FC5 2-3				F SL 80 B SL 82 S SL 82 F SL 82 T SL 81 1-2 ③ K		3	0	0	0	0	1	1

TOP

Philadelphia Phillies @ Washington Nationals
Nationals Park, Washington, DC
Thu Apr 28 2016, 4:43 PM - 7:41 PM EDT
Att. 22,112 - Drizzle - 55 F

livebaseballscorecards.com

AB	32
R	3
H	6
RBI	3
BB	3
SO	8
LOB	13

Inning Stats	1	2	3	4	5	6	7	8	9
	R: 0 E: 0 K: 0 S: 6	H: 0 LOB: 0 BB: 1 P: 13	R: 0 E: 0 K: 2 S: 10	H: 0 LOB: 0 BB: 0 P: 16	R: 0 E: 0 K: 0 S: 5	H: 0 LOB: 0 BB: 0 P: 5	R: 0 E: 0 K: 1 S: 14	H: 1 LOB: 2 BB: 1 P: 25	R: 0 E: 0 K: 1 S: 8	H: 1 LOB: 1 BB: 0 P: 15	R: 0 E: 0 K: 0 S: 8	H: 0 LOB: 0 BB: 0 P: 13	R: 0 E: 0 K: 2 S: 7	H: 0 LOB: 0 BB: 0 P: 12	R: 0 E: 0 K: 1 S: 7	H: 0 LOB: 0 BB: 0 P: 8	R: 3 E: 0 K: 1 S: 21	H: 4 LOB: 2 BB: 1 P: 35

| | | | |

BOTTOM

Batter	1	2	3	4	5	6	7	8	9	AB	R	H	RBI	BB	SO	LOB
21 Matthew den Dekker, L (1, 8) OBP: 0.267, SLG: 0.333	B FF 91 B SI 91 B SI 90 C SI 90 X FF 92 3-1 F9 ①		C SI 91 X CH 83 0-1 G3 ③			B SI 90 S SI 89 B CU 77 B CU 77 B CH 83 4-1 8 G3 8 S BB		C CH 83 F FF 92 B SL 84 D SI 90 D CH 86 F FF 93 X FF 92 3-2 6 BB 2-3 1B		3	0	1	0	1	0	0
8 Danny Espinosa, S (1, 6) OBP: 0.310, SLG: 0.190 6 Anthony Rendon, R (8, PH) OBP: 0.297, SLG: 0.277 (9, 5)	C SI 91 C CU 77 S CU 77 0-3 K ②			X CH 81 0-0 G4-3 ①		1 SAFE 1 SAFE 1 SAFE 1 SAFE S SI 90 X CH 82 0-1 G3 1-3 ②		C SL 84 1 SAFE 1 SAFE F SL 86 F SL 86 B FF 93 B FF 93 B SL 85 F SL 84 4-2 B FF 92 1-2 BB		3 0	0 0	0 0	0 0	0 1	1 0	1 0
34 Bryce Harper, L (1, 9) OBP: 0.425, SLG: 0.786	X SI 92 0-0 11 S 1B			C CU 75 F CH 82 B SI 90 B CU 78 S CU 77 2-3 K ②		X SI 91 0-0 G4-3 ③		S SL 84 C SL 85 S SL 86 0-3 K ③		4	0	1	0	0	2	4
11 Ryan Zimmerman, R (1, 3) OBP: 0.293, SLG: 0.324	1 SAFE C FF 92 1 SAFE B FF 90 B CU 77 C CU 76 X CU 77 2-2 G4-3 1-2 ③			C SI 90 S CH 84 B SI 90 S CU 78 1-3 K ③			X SI 90 0-0 L9 ①		C CH 82 B SI 90 X SI 90 1-1 28 G6-4-3 1B	4	0	1	0	0	1	1
20 Daniel Murphy, L (1, 4) OBP: 0.439, SLG: 0.603		C CU 76 B SI 89 C CU 76 X SI 90 1-2 G4-3 ①			B SI 88 C SI 88 X CH 83 1-1 L7 ①		B CU 76 X SI 90 1-0 F8 ②		B SI 90 B CH 82 C SI 89 C SI 90 B SI 91 X SI 90 3-2 F9 ①	4	0	0	0	0	0	1
28 Jayson Werth, R (1, 7) OBP: 0.284, SLG: 0.385		B FF 92 C SI 90 F SI 91 C CU 76 1-3 K ②			C SI 90 X CH 82 0-1 10 G3-1 1B		C CU 77 X SI 91 0-1 G6-3 ③		C SI 91 B SI 92 F CH 86 B SI 91 F CH 86 B SL 81 X SI 90 3-2 G6-4-3 1-2f ②③	4	0	1	0	0	1	1
10 Stephen Drew, L (1, 5) OBP: 0.160, SLG: 0.250 (9, 6)		C SI 90 B SI 90 S CH 83 B CH 85 X SI 91 2-2 F8 ③			1 SAFE B CU 75 B SI 89 X CU 76 2-0 G3-1 1-2 ②			C FF 92 B CH 85 F CH 86 S FF 94 1-3 K ①		3	0	0	0	0	1	1
29 Pedro Severino, R (1, 2)			C SI 89 C CU 76 F FF 89 F CU 76 X SI 90 0-2 P6 ①		B CU 74 C CU 76 F SI 88 S CU 77 1-3 K ③			C FF 93 B SL 86 B SL 85 S FF 94 F FF 94 F SL 86 B FF 94 B FF 94 4-2 21 1B 14 L1-4-3 BB		2	0	0	0	1	1	1
57 Tanner Roark, R (1, 1) 27 Shawn Kelley, R (8, 1) 14 Chris Heisey, R (8, PH) OBP: 0.333, SLG: 0.524 73 Felipe Vázquez, L (9, 1) 58 Jonathan Papelbon, R (9, 1)			B SI 90 C SI 89 B CU 76 C SI 89 C CU 75 2-3 K ②			C SI 89 S SI 88 S CU 76 0-3 K ①		1 SAFE C SL 84 D SL 85 1 SAFE X SL 83 1-1 L1-4-3 1-2 ②		2 0 1 0 0	0 0 0 0 0	0 0 0 0 0	0 0 0 0 0	0 0 0 0 0	2 0 0 0 0	0 0 1 0 0
Inning Stats	R: 0 H: 1 E: 0 LOB: 1 K: 1 BB: 0 S: 9 P: 14	R: 0 H: 0 E: 0 LOB: 0 K: 1 BB: 0 S: 9 P: 13	R: 0 H: 0 E: 0 LOB: 0 K: 1 BB: 0 S: 10 P: 12	R: 0 H: 0 E: 0 LOB: 0 K: 2 BB: 0 S: 7 P: 10	R: 0 H: 1 E: 0 LOB: 1 K: 1 BB: 1 S: 8 P: 12	R: 0 H: 0 E: 0 LOB: 1 K: 1 BB: 1 S: 7 P: 11	R: 0 H: 0 E: 0 LOB: 0 K: 0 BB: 0 S: 4 P: 5	R: 0 H: 1 E: 0 LOB: 3 K: 2 BB: 2 S: 20 P: 33	R: 0 H: 1 E: 0 LOB: 0 K: 0 BB: 0 S: 9 P: 16	1B: 4 2B: 0 3B: 0 HR: 0	SF: 0 SAC: 0 DP: 1 HBP: 0			WP: 0 PB: 0 SB: 2 CS: 0	PA: 33		

PITCHER	IP	WLS	BF	H	R	ER	SO	BB	IBB	HBP	BLK	WP	HR	S	P	ERA	WHIP
27 Aaron Nola, R (1, 1) ERA: 3.55	7.0		24	2	0	0	7	1	0	0	0	0	0	54	77	0.00	0.429
94 Dalier Hinojosa, R (8, 1) ERA: 3.27	0.2		4	1	0	0	1	1	0	0	0	0	0	13	22	0.00	3.000
59 Elvis Araujo, L (8, 1) ERA: 2.45	0.1	W	2	0	0	0	1	1	0	0	0	0	0	7	11	0.00	3.000
46 Jeanmar Gómez, R (9, 1) ERA: 1.93	1.0	S	3	1	0	0	0	0	0	0	0	0	0	9	16	0.00	1.000

PITCHER	IP	WLS	BF	H	R	ER	SO	BB	IBB	HBP	BLK	WP	HR	S	P	ERA	WHIP

Philadelphia Phillies @ Washington Nationals

Nationals Park, Washington, DC

Thu Apr 28 2016, 4:43 PM - 7:41 PM EDT

Att. 22,112 - Drizzle - 55 F

livebaseballscorecards.com

AB	30
R	0
H	4
RBI	0
BB	3
SO	9
LOB	11

Batter	1	2	3	4	5	6	7	8	9	AB	R	H	RBI	BB	SO	LOB
3 Michael Taylor, R (1, 8) OBP: 0.232, SLG: 0.338	B SI 92 B SI 90 X SI 91 2-0 HR		X FC 90 0-0 ③ G6-3		B SI 88 B SI 90 C SI 91 B FC 89 F SI 91 X FC 90 3-2 ② L6			B SI 91 B SL 87 C SI 90 S CH 82 B FF 92 X FF 93 3-2 ① G6-3		4	1	1	1	0	0	0
6 Anthony Rendon, R (1, 5) OBP: 0.295, SLG: 0.276	B SL 79 B SI 90 C FF 90 X FC 89 2-1 ① G4-3			B FC 90 X SI 91 1-0 11 S 20 1B 1B	B KC 78 B FC 88 C SI 91 S CH 85 F SI 93 C CH 86 2-3 ③ K			B SL 88 B FF 93 X SI 92 2-0 ② G4-3		4	1	1	0	0	1	0
34 Bryce Harper, L (1, 9) OBP: 0.418, SLG: 0.753	C SI 92 F FC 91 F SI 90 B CH 85 F SI 92 B FF 92 X CH 86 2-2 ② G6-3			B FC 91 X FF 90 1-0 ① P4		C SI 88 X CH 84 0-1 ① G3-1		B SI 92 B CH 82 B CH 82 B SI 92 4-0 11 CS BB		3	0	0	0	1	0	1
11 Ryan Zimmerman, R (1, 3) OBP: 0.291, SLG: 0.310	X SI 92 0-0 ③ G4-3			1 SAFE B SI 93 B FC 90 F FF 91 B SI 92 F FC 90 B SI 93 4-2 20 1B 28 SF9 1-2 BB		C FF 88 C SI 90 B KC 80 F CH 87 X FC 90 1-2 ② F9		1 SAFE 1 SAFE B SI 91 C SI 91 B CH 82 B SI 91 3-1 ③ CS 1-2	X FF 91 0-0 ① F8	3	1	0	0	1	0	0
20 Daniel Murphy, L (1, 4) OBP: 0.430, SLG: 0.584		B SI 90 X SI 90 1-0 ① F7		D SL 79 X SI 92 1-0 8 HR 1-3 2-H 1B		C SI 90 F FC 89 X SI 92 0-2 ③ G3-1			F FF 91 B CH 80 B FF 90 S SL 83 X FF 92 2-2 ② F7	4	1	1	1	0	0	0
28 Jayson Werth, R (1, 7) OBP: 0.282, SLG: 0.382		C SI 91 F FF 90 S FC 91 0-3 ② K		F SI 93 X FC 91 0-1 ② SF9 3-H			S SI 89 B FC 87 F CH 83 F SI 91 F SI 91 X CH 85 1-2 ① F8		S SL 86 X SL 87 0-1 8 1B 1B	3	0	1	1	0	1	0
8 Danny Espinosa, S (1, 6) OBP: 0.320, SLG: 0.258		F SI 93 F KC 79 F SI 91 B SI 92 B CH 87 X FC 91 2-2 ③ G4-3		1 SAFE S SI 91 1 SAFE B SI 89 S FC 90 F SI 92 F FC 91 1 SAFE 1 SAFE 1-2 F FC 89 X FF 90 1-H HR			C SI 91 X CH 85 0-1 ② F7		B FF 90 F FF 90 B FF 90 B CH 83 X FF 91 3-1 1-3 1B	4	1	2	2	0	0	0
59 Jose Lobaton, S (1, 2) OBP: 0.269, SLG: 0.261			X SI 91 0-0 ① G3-1	C SI 90 B CH 86 X CH 85 1-1 ③ G4-3			X FF 89 0-0 1B		S SL 84 B CH 84 X CH 82 1-1 ③ F8	4	0	1	0	0	0	2
37 Stephen Strasburg, R (1, 1) OBP: 0.214, SLG: 0.214 45 Blake Treinen, R (8, 1) 58 Jonathan Papelbon, R (9, 1)			C SI 91 B SI 91 X FF 90 1-1 ② G4-3		B SI 89 X SI 91 1-0 ① G6-3		B SI 91 F SI 91 C FF 90 X FC 89 1-2 ③ G5-3			3 0 0	0 0 0	0 0 0	0 0 0	0 0 0	0 0 0	1 0 0
Inning Stats	R: 1 E: 0 K: 0 S: 9 H: 1 LOB: 0 BB: 0 P: 15	R: 0 E: 0 K: 1 S: 8 H: 0 LOB: 0 BB: 0 P: 11	R: 0 E: 0 K: 0 S: 4 H: 0 LOB: 0 BB: 0 P: 5	R: 4 E: 0 K: 0 S: 15 H: 3 LOB: 0 BB: 1 P: 24	R: 0 E: 0 K: 1 S: 8 H: 0 LOB: 0 BB: 0 P: 14	R: 0 E: 0 K: 0 S: 9 H: 0 LOB: 0 BB: 0 P: 10	R: 0 E: 0 K: 0 S: 11 H: 1 LOB: 1 BB: 0 P: 13	R: 0 E: 0 K: 0 S: 5 H: 0 LOB: 0 BB: 1 P: 17	R: 0 E: 0 K: 0 S: 10 H: 2 LOB: 2 BB: 0 P: 16	1B: 5 2B: 0 3B: 0 HR: 2 SF: 1 SAC: 0 DP: 0 HBP: 0						

PITCHER	IP	WLS	BF	H	R	ER	SO	BB	IBB	HBP	BLK	WP	HR	S	P	ERA	WHIP
8 Mike Leake, R (1, 1) ERA: 5.83	7.0	L	27	5	5	5	2	1	0	0	0	0	2	64	92	6.43	0.857
67 Matt Bowman, R (8, 1) ERA: 2.7	1.0		3	0	0	0	0	1	0	0	0	0	0	5	17	0.00	1.000
26 Seunghwan Oh, R (9, 1) ERA: 1.38	1.0		5	2	0	0	0	0	0	0	0	0	0	10	16	0.00	2.000

PITCHER	IP	WLS	BF	H	R	ER	SO	BB	IBB	HBP	BLK	WP	HR	S	P	ERA	WHIP

TOP

Washington Nationals @ St. Louis Cardinals
Busch Stadium, St. Louis, MO
Fri Apr 29 2016, 7:16 PM - 10:02 PM CDT
Att. 45,246 - Cloudy - 63 F

livebaseballscorecards.com

AB	32
R	5
H	7
RBI	5
BB	2
SO	2
LOB	4

BOTTOM

Batter	1	2	3	4	5	6	7	8	9	AB	R	H	RBI	BB	SO	LOB
13 Matt Carpenter, L (1, 5) OBP: 0.385, SLG: 0.440	C FF 94 F SI 95 F SI 96 B CU 83 F SI 97 B SI 96 X SI 96 2-2 7 2B 1B	C FF 96 X CH 90 0-1 ③ G3-1		B CH 87 1 SAFE M CH 89 1 SAFE 1 SAFE S FF 95 S SI 95 1-3 ③ K			B SI 95 X SI 95 1-0 ① F9		S FS 87 B SI 91 B FS 86 X FS 87 2-1 ③ G3	5	1	1	0	0	1	3
55 Stephen Piscotty, R (1, 9) OBP: 0.370, SLG: 0.522	C SL 90 F FF 95 B CH 89 X SI 95 1-2 ① F9		B CU 80 C CU 80 S CH 90 B FF 96 B CH 89 X SL 89 3-2 2B		C CU 81 F CH 89 S CH 90 0-3 ① K		D CU 83 F CU 81 1 SAFE B FF 94 X SL 90 2-1 ②③ G6-4-3 1-2f			4	0	1	0	0	1	2
7 Matt Holliday, R (1, 7) OBP: 0.358, SLG: 0.535	F FF 94 X CU 80 0-1 32 1B 1-H 2B		S FF 95 C FF 95 F SI 96 B FF 96 C FF 96 1-3 ① K		B FF 96 C FF 96 B SI 94 B SI 96 F FF 97 F SI 98 F SI 97 X FF 97 3-2 1B			X SI 98 0-0 E5 32 HR 1B		4	2	3	1	0	1	1
32 Matt Adams, L (1, 3) OBP: 0.289, SLG: 0.429	X FF 95 0-0 3 2B 2-H 1B		C CH 89 T FF 94 B CH 89 F CH 89 F CU 82 X FF 96 1-2 ② F9		S CU 82 B CH 87 S CH 89 S FF 96 1-3 ② K			B SI 96 D SI 95 B SI 97 T SI 96 X SI 97 3-1 2-H HR		4	1	2	3	0	1	2
15 Randal Grichuk, R (1, 8) OBP: 0.277, SLG: 0.384	C SL 86 C SL 88 D CH 89 S SL 89 1-3 ② K		X SL 90 0-0 ③ G3-1		C SL 90 B FF 96 F CU 81 B SI 96 S CH 90 2-3 ③ K			C SL 87 X SL 88 0-1 ① P3		4	0	0	0	0	2	3
3 Jedd Gyorko, R (1, 4) OBP: 0.295, SLG: 0.500	C CU 81 B SI 95 X FF 95 1-1 1-3 2B			B FF 96 B SL 88 B FF 96 B FF 96 4-0 8 FC6-4 59 1B BB		F SI 96 S SI 95 S CH 90 0-3 ① K		C SL 88 B SI 98 C SL 86 C SI 97 1-3 ② K		3	0	1	0	1	2	0
36 Aledmys Díaz, R (1, 6) OBP: 0.452, SLG: 0.739	C SL 88 X SL 89 0-1 ③ F9			C SI 95 X FF 94 0-1 ① L8		B CU 81 C CU 81 S CH 90 S CH 90 1-3 ② K		B SL 88 C SI 97 F SL 89 F SL 90 F SI 98 X SL 88 1-2 ③ G5-3		4	0	0	0	0	1	3
59 Eric Fryer, R (1, 2) OBP: 0.667, SLG: 0.818 16 Kolten Wong, L (9, PH) OBP: 0.300, SLG: 0.216		B SL 88 X FF 94 1-0 ① F9		C SL 88 B CU 82 B FF 96 B SL 88 X FF 95 3-1 8 FC6-4 1-2 1B		B SL 90 F FF 95 C CU 81 B CU 82 S CH 90 2-3 ③ K			B FF 90 B FF 89 B FF 90 C FF 90 B FF 91 4-1 37 G4-6-3 BB	3 0	0 0	1 0	0 0	0 1	1 0	0 0
8 Mike Leake, R (1, 1) OBP: 0.111, SLG: 0.111 41 Jeremy Hazelbaker, L (7, PH) OBP: 0.354, SLG: 0.695 67 Matt Bowman, R (8, 1) 26 Seunghwan Oh, R (9, 1) 37 Brandon Moss, L (9, PH) OBP: 0.333, SLG: 0.534		X FF 95 0-0 ② F8		X FF 96 0-0 ② FC6-4 1-2f 2-3			B CU 80 B SI 94 X FF 96 2-0 55 G6-4-3 1B		F FS 89 B FF 92 X FS 85 1-1 ①② G4-6-3 1-2f	2 1 0 0 1	0 0 0 0 0	0 1 0 0 0	0 0 0 0 0	0 0 0 0 0	0 0 0 0 0	2 0 0 0 1
Inning Stats	R: 2 E: 0 K: 1 S: 18 H: 4 LOB: 2 BB: 0 P: 23	R: 0 E: 0 K: 0 S: 4 H: 0 LOB: 0 BB: 0 P: 5	R: 0 E: 0 K: 1 S: 13 H: 1 LOB: 1 BB: 0 P: 18	R: 0 E: 0 K: 1 S: 8 H: 1 LOB: 2 BB: 1 P: 16	R: 0 E: 0 K: 3 S: 14 H: 1 LOB: 1 BB: 0 P: 20	R: 0 E: 0 K: 3 S: 9 H: 0 LOB: 0 BB: 0 P: 12	R: 0 E: 0 K: 0 S: 4 H: 1 LOB: 0 BB: 0 P: 9	R: 2 E: 1 K: 1 S: 13 H: 2 LOB: 0 BB: 0 P: 18	R: 0 E: 0 K: 0 S: 5 H: 0 LOB: 0 BB: 1 P: 12	1B: 6 2B: 3 3B: 0 HR: 1	SF: 0 SAC: 0 DP: 2 HBP: 0			WP: 0 PB: 0 SB: 0 CS: 0	PA: 37		

PITCHER		IP	WLS	BF	H	R	ER	SO	BB	IBB	HBP	BLK	WP	HR	S	P	ERA	WHIP
37 Stephen Strasburg, R ERA: 2.25	(1, 1)	7.0	W	29	8	2	2	9	1	0	0	0	0	0	70	103	2.57	1.286
45 Blake Treinen, R ERA: 3.0	(8, 1)	1.0	H	5	2	2	2	1	0	0	0	0	0	1	13	18	18.00	2.000
58 Jonathan Papelbon, R ERA: 2.61	(9, 1)	1.0	S	3	0	0	0	0	1	0	0	0	0	0	5	12	0.00	1.000

PITCHER	IP	WLS	BF	H	R	ER	SO	BB	IBB	HBP	BLK	WP	HR	S	P	ERA	WHIP

Washington Nationals @ St. Louis Cardinals
Busch Stadium, St. Louis, MO
Fri Apr 29 2016, 7:16 PM - 10:02 PM CDT
Att. 45,246 - Cloudy - 63 F

livebaseballscorecards.com

AB	35
R	4
H	10
RBI	4
BB	2
SO	10
LOB	17

Batter	1	2	3	4	5	6	7	8	9	AB	R	H	RBI	BB	SO	LOB
3 Michael Taylor, R (1, 8) OBP: 0.218, SLG: 0.317	B FF 91 X CH 82 1-0 ① L7	C FF 89 F FF 88 B SL 80 B SL 80 B SI 88 S CH 80 3-3 ③ K			F SI 90 X SI 90 0-1 ①② G6-4-3 1-2f		S SL 86 X SL 87 0-1 ② G5-3 1-2 2-3		F FF 96 S FF 97 B FF 98 F SL 83 S SL 84 1-3 ① K	5	0	0	0	0	2	3
6 Anthony Rendon, R (1, 5) OBP: 0.310, SLG: 0.286	B FF 92 C FF 92 B CH 84 X CH 83 2-1 11 BB 20 E 1B	C FF 89 X FF 90 0-1 ① F7	B FF 91 B SI 90 C FF 90 B SI 91 F SI 90 D FF 92 4-2 BB		X SI 94 0-0 ③ L9			C FF 96 C FF 98 X FF 98 0-2 34 G6-3 1B	4	1	2	0	1	0	2
34 Bryce Harper, L (1, 9) OBP: 0.406, SLG: 0.714	X FF 91 0-0 ② F7	B FF 90 F FF 89 F CH 80 S SL 82 1-3 ② K	B SL 83 D FF 89 C FF 90 B SI 90 X SI 90 3-1 ③ G4-3					B SI 87 B SI 88 B SI 86 B SI 93 4-0 20 1B 11 HBP 20 E BB	X FF 97 0-0 ②③ G6-3 1-2f	4	1	0	0	1	1	3
11 Ryan Zimmerman, R (1, 3) OBP: 0.301, SLG: 0.301	B FF 92 1 SAFE C SI 91 B SI 92 B CH 83 B FF 92 4-1 20 E 28 HR 1-2 BB	B FF 92 C SI 89 C SL 82 C SI 91 1-3 ③ K			B FF 90 C FF 90 F SI 90 X SI 91 1-2 ① G6-3			H SI 93 1-0 20 E 28 SF8 1-2 HBP		2	2	0	0	1	1	0
20 Daniel Murphy, L (1, 4) OBP: 0.433, SLG: 0.580	F SI 91 X SL 82 0-1 E8 28 HR 1-3 2-H 1B			B SI 89 C FF 89 F CH 81 S SI 92 1-3 ① K	C SI 90 SL 83 X SL 82 1-1 ② F9			B SI 95 B SL 83 X FF 94 2-0 E8 59 BB 1-3 2-H 1B		4	1	2	1	0	1	0
28 Jayson Werth, R (1, 7) OBP: 0.293, SLG: 0.437	D CH 82 B SI 90 C CH 83 X CH 83 2-1 2-H 3-H HR			C FF 93 X SI 91 0-1 8 FC5-4 1B	B SI 91 S CH 83 X SI 91 1-1 ③ G6-3			C SL 87 F SL 87 B FF 94 F SL 87 X SI 93 1-2 ① SF8 3-H		3	1	2	4	0	0	0
8 Danny Espinosa, S (1, 6) OBP: 0.316, SLG: 0.246	C FF 91 B SI 90 F SI 90 F SL 81 S FF 92 1-3 ③ K			B SI 91 1 SAFE X SI 90 1-0 ② FC5-4 59 FC4-6 1-2f			F FF 90 S SI 90 H SI 90 1-2 3 G5-3 41 E HBP	1 SAFE 1 SAFE B SI 92 X SI 94 1-0 ② F9		3	0	0	0	0	1	2
59 Jose Lobaton, S (1, 2) OBP: 0.267, SLG: 0.231		B FF 88 B FF 88 F FF 87 X SI 88 2-1 ① G6-3		1 SAFE C FC 91 1 SAFE X SI 89 0-1 ③ FC4-6 1-2f			C FF 91 L SI 89 F SL 82 F SL 82 S FC 89 0-3 ① K	B SI 93 B SI 91 B SI 92 B SI 93 4-0 1-2 BB		3	0	0	0	1	1	2
41 Joe Ross, R (1, 1) OBP: 0.500, SLG: 0.444 36 Sammy Solís, R (7, 1) 25 Clint Robinson, L (8, PH) OBP: 0.143, SLG: 0.053 73 Felipe Vázquez, L (8, 1) 27 Shawn Kelley, R (9, 1)		B FF 89 S SI 89 B SI 89 F SI 88 X SL 79 2-2 ② G4-3	B FF 90 C FF 89 B SI 90 B FF 90 B FF 90 4-1 3 G6-4-3 BB				1 SAFE P X SI 89 1-0 E6 3 G5-3 1-2	B CH 81 C SI 87 B CH 82 X SI 88 2-1 ③ G4-3		2 0 1 0 0	0 0 0 0 0	0 0 0 0 0	0 0 0 0 0	1 0 0 0 0	0 0 2 0 0	1 0 0 0 0
Inning Stats	R: 4 E: 1 K: 1 S: 13 H: 3 LOB: 0 BB: 1 P: 23	R: 0 E: 0 K: 1 S: 8 H: 0 LOB: 0 BB: 0 P: 15	R: 0 E: 0 K: 2 S: 8 H: 0 LOB: 0 BB: 0 P: 10	R: 0 E: 0 K: 1 S: 8 H: 1 LOB: 1 BB: 0 P: 10	R: 0 E: 0 K: 0 S: 7 H: 0 LOB: 1 BB: 2 P: 18	R: 0 E: 0 K: 0 S: 7 H: 0 LOB: 0 BB: 0 P: 10	R: 0 E: 1 K: 1 S: 12 H: 0 LOB: 2 BB: 0 P: 13	R: 2 E: 1 K: 0 S: 9 H: 1 LOB: 2 BB: 2 P: 24	R: 0 E: 0 K: 1 S: 8 H: 1 LOB: 0 BB: 0 P: 9	1B: 5 2B: 0 3B: 0 HR: 1 SF: 1 SAC: 0 DP: 2 HBP: 2						

PITCHER		IP	WLS	BF	H	R	ER	SO	BB	IBB	HBP	BLK	WP	HR	S	P	ERA	WHIP
54 Jaime García, L ERA: 3.73	(1, 1)	6.1	L	27	4	4	4	6	3	0	1	0	0	1	60	96	5.68	1.105
30 Jonathan Broxton, R ERA: 1.8	(7, 1)	1.1		8	1	2	1	0	2	0	1	0	0	0	10	23	6.75	2.250
43 Seth Maness, R ERA: 6.48	(8, 1)	0.1		1	0	0	0	0	0	0	0	0	0	0	2	4	0.00	0.000
44 Trevor Rosenthal, R ERA: 2.25	(9, 1)	1.0		3	1	0	0	1	0	0	0	0	0	0	8	9	0.00	1.000

PITCHER	IP	WLS	BF	H	R	ER	SO	BB	IBB	HBP	BLK	WP	HR	S	P	ERA	WHIP

TOP

Washington Nationals @ St. Louis Cardinals

Busch Stadium, St. Louis, MO

Sat Apr 30 2016, 1:16 PM - 4:17 PM CDT

Att. 42,723 - Overcast - 69 F

livebaseballscorecards.com

AB	31
R	6
H	6
RBI	5
BB	5
SO	7
LOB	15

WP: 0 PA: 39
PB: 0
SB: 0
CS: 0

BOTTOM

Washington Nationals @ St. Louis Cardinals
Busch Stadium, St. Louis, MO
Sat Apr 30 2016, 1:16 PM - 4:17 PM CDT
Att. 42,723 - Overcast - 69 F

livebaseballscorecards.com

Batter	1	2	3	4	5	6	7	8	9	AB	R	H	RBI	BB	SO	LOB
41 Jeremy Hazelbaker, L (1, 8) OBP: 0.357, SLG: 0.683	C SI 95 S SI 95 F SI 95 B SI 95 B SI 96 X SI 96 2-2 7 G4-3 2B		F SL 85 F SL 84 B SI 90 B SI 89 S SL 85 2-3 ③ K		B SI 92 D SL 83 F CH 88 B SI 94 B CH 89 4-1 7 FC6-4 BB		C SI 95 C SI 94 B SI 94 S KC 82 1-3 ② K		C FF 92 F SL 84 S SL 84 0-3 ③ K 1-2	4	0	1	0	1	3	2
13 Matt Carpenter, L (1, 5) OBP: 0.370, SLG: 0.425	C SI 95 F CH 88 2 SAFE X CH 88 0-2 ① F9			B SI 95 C SI 93 X SI 93 1-1 ① G3-1	F CH 87 B SL 84 B CH 86 X CH 87 2-1 ② SF8 3-H		X SI 94 0-0 ③ G4-3			3	0	0	1	0	0	2
7 Matt Holliday, R (1, 7) OBP: 0.341, SLG: 0.507	C SI 96 D SL 86 B SI 96 X SI 94 2-1 ② G4-3 2-3			B SI 96 F SI 95 S SL 86 B SL 86 X SL 84 2-2 ② F8	X SI 94 0-0 ③ FC6-4 1-2f			C FF 94 B FF 95 S CH 86 X FF 96 1-2 ① F9		4	0	0	0	0	0	3
32 Matt Adams, L (1, 3) OBP: 0.306, SLG: 0.422	B SI 89 D CH 88 S SL 83 B SI 96 X CH 88 3-1 ③ F8			X SI 95 0-0 4 1B 1B		B SL 82 B CH 86 B SI 94 B SI 92 4-0 4 G4-6-3 BB		C SL 80 S SL 81 S SL 84 0-3 ② K2-3		3	0	1	0	1	1	1
4 Yadier Molina, R (1, 2) OBP: 0.426, SLG: 0.451		B SI 95 C SI 94 C SL 84 F SL 84 B SL 84 X SL 86 2-2 ① P6		F SI 93 X CH 88 0-1 1-2 1B	C SI 93 B SI 94 X SL 84 1-1 ①② G4-6-3 1-2f			B CH 87 C FF 95 X CH 86 1-1 2B		4	0	2	0	0	0	1
37 Brandon Moss, L (1, 9) OBP: 0.329, SLG: 0.516		B SI 90 C SI 89 B SI 96 B SI 96 C SI 90 X SL 84 3-2 ② G4-3		B SI 93 B SI 93 C CH 88 B SI 93 S CH 87 X SL 83 3-2 ③ F8		F SI 90 B SI 94 C SL 83 X SL 83 1-2 1B		C FF 96 B FF 96 S SL 83 C FF 97 1-3 ③ K		4	0	1	0	0	1	3
19 Rubén Tejada, R (1, 6) OBP: 0.250, SLG: 0.267 30 Jonathan Broxton, R (7, 1) 43 Seth Maness, R (8, 1) 44 Trevor Rosenthal, R (9, 1) 55 Stephen Piscotty, R (9, PH) OBP: 0.366, SLG: 0.516		B SI 96 S SL 84 S SL 85 B SL 85 S SL 85 2-3 ③ K			B SL 84 X SI 93 1-0 54 SH1-4 16 1B 13 SF8 1B	B SL 83 X SL 83 1-0 ③ F7			B FF 91 C FF 90 S SL 83 S SL 83 1-3 ① K	3 0 0 0 1	1 0 0 0 0	1 0 0 0 0	0 0 0 0 0	0 0 0 0 1	1 0 0 0 0	1 0 0 0 0
16 Kolten Wong, L (1, 4) OBP: 0.306, SLG: 0.226 15 Randal Grichuk, R (7, PH) OBP: 0.274, SLG: 0.378 3 Jedd Gyorko, R (8, 4) OBP: 0.290, SLG: 0.491			C SI 95 C SI 89 F SI 95 B SL 86 C CH 88 1-3 ① K		C SI 93 X SI 94 0-1 54 SH1-4 1-2 1B		B SI 96 F CH 86 B CH 86 B SI 95 S SI 94 F SI 95 S SI 96 3-3 ① K		C SL 83 B SL 83 S FF 92 F SL 82 X FF 93 1-2 ② F8	2 1 1	0 0 0	1 0 0	0 0 0	0 0 0	1 1 0	0 0 0
54 Jaime García, L (1, 1) OBP: 0.429, SLG: 0.429 36 Aledmys Díaz, R (7, 6) OBP: 0.453, SLG: 0.732			F SI 96 C SI 95 S SL 84 0-3 ② K		X SI 93 0-0 ① SH1-4 1-2 2-3		S CH 88 F SI 95 B SI 95 B SI 95 X CH 89 2-2 E5		C SL 82 S SL 83 F FF 93 F FF 93 X SL 82 0-2 41 DI 1B	1 2	0 0	0 1	0 0	0 0	1 0	0 0
Inning Stats	R: 0 E: 0 K: 0 S: 11 H: 1 LOB: 1 BB: 0 P: 18	R: 0 E: 0 K: 1 S: 10 H: 0 LOB: 0 BB: 0 P: 17	R: 0 E: 0 K: 3 S: 10 H: 0 LOB: 0 BB: 0 P: 13	R: 0 E: 0 K: 0 S: 11 H: 2 LOB: 2 BB: 0 P: 17	R: 1 E: 0 K: 0 S: 8 H: 2 LOB: 2 BB: 1 P: 15	R: 0 E: 0 K: 0 S: 6 H: 1 LOB: 1 BB: 1 P: 13	R: 0 E: 1 K: 2 S: 11 H: 0 LOB: 1 BB: 0 P: 17	R: 0 E: 0 K: 2 S: 11 H: 1 LOB: 1 BB: 0 P: 14	R: 0 E: 0 K: 2 S: 15 H: 1 LOB: 1 BB: 0 P: 17	1B: 6 2B: 2 3B: 0 HR: 0 SF: 1 SAC: 1 DP: 1 HBP: 0						WP: 0 PB: 0 SB: 0 CS: 0 PA: 37	

	AB	33
	R	1
	H	8
	RBI	1
	BB	2
	SO	10
	LOB	13

PITCHER		IP	WLS	BF	H	R	ER	SO	BB	IBB	HBP	BLK	WP	HR	S	P	ERA	WHIP
41 Joe Ross, R ERA: 0.79	(1, 1)	6.0	W	25	6	1	1	4	2	0	0	0	0	0	56	93	1.50	1.333
36 Sammy Solís, L ERA: 3.38	(7, 1)	1.0	H	4	0	0	0	2	0	0	0	0	0	0	11	17	0.00	0.000
73 Felipe Vázquez, L ERA: 3.55	(8, 1)	1.0		4	1	0	0	2	0	0	0	0	0	0	11	14	0.00	1.000
27 Shawn Kelley, R ERA:	(9, 1)	1.0		4	1	0	0	2	0	0	0	0	0	0	15	17	0.00	1.000

PITCHER	IP	WLS	BF	H	R	ER	SO	BB	IBB	HBP	BLK	WP	HR	S	P	ERA	WHIP

Batter	1	2	3	4	5	6	7	8	9	AB	R	H	RBI	BB	SO	LOB
21 Matthew den Dekker, L (1, 8) OBP: 0.273, SLG: 0.333 3 Michael Taylor, R (7, PH) OBP: 0.225, SLG: 0.321 (7, 8)	X FF 94 0-0 ① G4-3		C FF 96 X CH 88 0-1 ③ G4-3			X SI 95 0-0 2-H 1B	C FF 91 B CH 84 D CH 84 S FF 93 B FF 93 S FF 93 3-3 ③ K		S CH 85 B CH 84 B SL 80 X SI 89 2-1 6 FC6-4 1B	3 2	0 0	1 1	1 1	0 0	0 1	1 1
6 Anthony Rendon, R (1, 5) OBP: 0.305, SLG: 0.292	C FF 94 B CH 86 C CU 84 S FF 98 1-3 ② K			B CU 83 F SI 94 B SI 96 X CH 88 2-1 ① G6-3		1 SAFE B CU 86 1 SAFE C CU 86 S SI 96 S FF 97 1-3 ② K		B FF 90 B FF 90 F FF 88 B SL 83 C FF 90 F FF 91 X FF 91 3-2 20 2B 2B	X SI 90 0-0 ③ FC6-4 1-2f	5	1	1	0	0	2	2
34 Bryce Harper, L (1, 9) OBP: 0.390, SLG: 0.679	C FF 96 F FF 96 B CH 89 B CU 87 C FF 97 2-3 ③ K			B CH 88 F CU 86 F FF 97 F CH 89 C CU 87 1-3 ② K		S CH 89 F CH 90 S FF 99 0-3 ③ K		B CH 81 C FF 91 B CH 81 S CH 80 F FF 93 B FF 92 S CH 81 3-3 ① K		4	0	0	0	0	4	2
20 Daniel Murphy, L (1, 4) OBP: 0.426, SLG: 0.576		C FF 94 F CH 87 F CU 84 B FF 97 F CH 88 B FF 97 B FF 97 C CU 86 3-3 ① K		B CH 89 F CU 84 C CH 90 F FF 98 X FF 99 1-2 ③ F7			B SI 93 X SI 93 1-0 ① F7	X FF 92 0-0 2-H 2B		4	0	1	1	0	1	0
28 Jayson Werth, R (1, 7) OBP: 0.291, SLG: 0.427		C FF 97 X CU 86 0-1 ② F8			C SI 94 B SI 95 B CU 87 F FF 97 X FF 98 2-2 ① F7		C SI 93 X CH 87 0-1 25 HR 1B	C SL 84 B FF 91 S FF 92 F SL 86 D SL 86 F FF 92 X SL 86 2-2 ② F8		4	1	1	0	0	0	1
25 Clint Robinson, L (1, 3) OBP: 0.160, SLG: 0.217		C CH 87 C CH 88 S CU 88 0-3 ③ K			C SI 95 F FF 97 F CH 89 S CH 87 0-3 ② K		X FF 96 0-0 1-H HR	C SL 79 F FF 91 B FF 92 D SL 81 X SL 78 2-2 ③ P4		4	1	1	2	0	2	1
8 Danny Espinosa, S (1, 6) OBP: 0.313, SLG: 0.290			M FF 95 B SI 96 X FF 96 1-1 ① B3		B SI 96 S FF 96 F CH 87 F FF 98 X CH 89 1-2 ③ G1-3		X SI 95 0-0 HR		C CH 84 B SL 80 F CH 85 B SL 80 S SL 79 2-3 ① K	4	1	1	1	0	1	0
59 Jose Lobaton, S (1, 2) OBP: 0.265, SLG: 0.233			C FF 96 B FF 95 F SI 95 X FF 98 1-2 ② G3			B CH 86 S CH 85 F FF 96 B CU 86 X CU 85 2-2 31 SH3 21 1B 1B	B FF 97 X CH 88 1-0 ② G4-3		B SI 89 F SI 89 B CH 85 X FF 89 2-1 ② L9	4	1	1	0	0	0	0
31 Max Scherzer, R (1, 1) OBP: 0.308, SLG: 0.385 73 Felipe Vázquez, L (8, 1) 14 Chris Heisey, R (9, PH) OBP: 0.360, SLG: 0.682 45 Blake Treinen, R (9, 1)			C FF 94 S SI 94 X CU 86 0-2 1B			X FF 95 0-0 ① SH3 1-2	B FF 95 X FF 94 1-0 1B		B SI 91 X SI 89 1-0 HR	2 0 1 0	0 0 1 0	2 0 1 0	0 0 1 0	0 0 0 0	0 0 0 0	0 0 0 0

Inning Stats										
	R: 0 E: 0 K: 2 S: 7	H: 0 LOB: 0 BB: 0 P: 10	R: 0 E: 0 K: 2 S: 10	H: 0 LOB: 0 BB: 0 P: 13	R: 0 E: 0 K: 0 S: 10	H: 1 LOB: 1 BB: 0 P: 12	R: 0 E: 0 K: 1 S: 10	H: 0 LOB: 0 BB: 0 P: 14	R: 0 E: 0 K: 1 S: 11	H: 0 LOB: 0 BB: 0 P: 14
	R: 1 E: 0 K: 2 S: 11	H: 2 LOB: 1 BB: 0 P: 14	R: 3 E: 0 K: 1 S: 10	H: 4 LOB: 1 BB: 0 P: 16	R: 1 E: 0 K: 1 S: 17	H: 2 LOB: 1 BB: 0 P: 27	R: 1 E: 0 K: 1 S: 9	H: 2 LOB: 1 BB: 0 P: 16	1B: 6 2B: 2 3B: 0 HR: 3	SF: 0 SAC: 1 DP: 0 HBP: 0	WP: 0 PB: 0 SB: 0 CS: 0	PA: 38

PITCHER	IP	WLS	BF	H	R	ER	SO	BB	IBB	HBP	BLK	WP	HR	S	P	ERA	WHIP
18 Carlos Martinez, R (1, 1) ERA: 2.6	6.2	L	27	7	4	4	8	0	0	0	0	0	2	66	87	5.40	1.050
46 Kevin Siegrist, L (7, 1) ERA: 3.0	0.1		1	0	0	0	1	0	0	0	0	0	0	3	6	0.00	0.000
26 Seunghwan Oh, R (8, 1) ERA: 1.98	0.2		4	2	1	1	1	0	0	0	0	0	0	14	22	13.50	3.000
70 Tyler Lyons, L (8, 1) ERA: 5.4	1.1		6	2	1	1	1	0	0	0	0	0	1	12	21	6.75	1.500

PITCHER | IP | WLS | BF | H | R | ER | SO | BB | IBB | HBP | BLK | WP | HR | S | P | ERA | WHIP

TOP

Washington Nationals @ St. Louis Cardinals
Busch Stadium, St. Louis, MO
Sun May 01 2016, 1:15 PM - 4:02 PM CDT
Att. 42,933 - Partly Cloudy - 68 F

livebaseballscorecards.com

AB	37
R	6
H	11
RBI	6
BB	0
SO	11
LOB	8

Batter	1	2	3	4	5	6	7	8	9	AB	R	H	RBI	BB	SO	LOB
13 Matt Carpenter, L (1, 5) OBP: 0.375, SLG: 0.429	B FF 93 C FF 94 X CH 87 1-1 55 FC5-4 1B		B CU 78 C FF 95 C FF 95 X FF 96 1-2 1B			F FF 93 C CU 80 B FC 90 B CH 87 S CH 87 2-3 ① K		C FF 96 C SL 83 F FF 97 F CH 88 B SL 83 S SL 81 1-3 ③ K		4	0	2	0	0	2	0
55 Stephen Piscotty, R (1, 9) OBP: 0.352, SLG: 0.495	X SL 86 0-0 ① FC5-4 1-2f		B SL 86 S SL 86 B FF 94 1 SAFE F SL 87 S FF 96 2-3 ③ K			S SL 86 B FF 96 S FF 95 F CH 86 B CH 85 X SL 86 2-2 ② P5			C SL 86 F SI 96 F SL 87 C SI 98 0-3 ① K	4	0	0	0	0	2	2
7 Matt Holliday, R (1, 7) OBP: 0.341, SLG: 0.500 41 Jeremy Hazelbaker, L (9, PH) OBP: 0.352, SLG: 0.672	C FF 94 F FF 94 B FF 96 D SL 85 F FF 95 F FF 96 X SL 87 2-2 ② P4			B SL 87 S FF 95 S FF 96 B CU 77 B SL 89 X FF 97 3-2 ① F8		F FF 96 B FF 97 S FF 96 X SL 86 1-2 1B			C SL 85 F SI 94 B SI 98 S SL 88 1-3 ② K	3 1	0 0	1 0	0 0	0 0	0 1	1 0
37 Brandon Moss, L (1, 3) OBP: 0.325, SLG: 0.545	D CU 78 C FF 94 B FF 94 X FF 94 2-1 ③ F9			B CH 85 F FF 95 C CH 88 B FF 96 B FC 90 T FF 96 3-2 ② K		F FF 96 B FF 96 B FC 90 X CH 86 2-1 ③ F9			C SL 87 B SI 93 X SI 98 1-1 HR	4	1	1	1	0	1	2
4 Yadier Molina, R (1, 2) OBP: 0.412, SLG: 0.435 32 Matt Adams, L (9, PH) OBP: 0.320, SLG: 0.435		B SL 85 C FF 95 C FF 95 S FF 96 1-3 ① K		C SL 84 B SL 86 C SL 86 X SL 87 1-2 ③ G6-3			C FF 94 S SL 86 F FF 96 F FF 97 B CU 79 F FF 97 S SL 88 1-3 ① K		B SI 96 S SL 88 F SL 86 F SL 88 B SI 98 X SI 92 2-2 ② 15 DI 1B	3 1	0 0	0 1	0 0	0 0	2 0	0 0
15 Randal Grichuk, R (1, 8) OBP: 0.261, SLG: 0.359		C FF 94 C FF 95 B SL 87 B SL 86 C SL 86 2-3 ② K			S FF 93 F SL 87 F FF 96 B CU 78 F SL 86 F FF 96 B FF 96 B CH 86 F FF 96 3-3 S FF 86 K		X SL 86 0-0 ② G5-3		C SI 97 B SI 97 X SL 88 1-1 ③ G5-3 1-2	4	0	0	0	0	2	1
16 Kolten Wong, L (1, 4) OBP: 0.308, SLG: 0.232 70 Tyler Lyons, L (8, 1)		C FF 95 S FC 90 B FF 96 X CU 80 1-2 ③ P5			C CU 78 X FF 95 0-1 1B		B CU 77 F CH 85 X FF 95 1-1 ③ F9			3 0	0 0	1 0	0 0	0 0	0 0	0 0
36 Aledmys Díaz, R (1, 6) OBP: 0.436, SLG: 0.703			C FF 95 B FF 95 F SL 85 S FF 96 1-3 ① K		C FF 95 X FF 95 0-1 ② F9			B FF 94 S CH 85 B FF 93 X CH 86 2-1 ① F9		3	0	0	0	0	1	1
18 Carlos Martinez, R (1, 1) OBP: 0.231, SLG: 0.231 46 Kevin Siegrist, L (7, 1) 26 Seunghwan Oh, R (8, 1) 3 Jedd Gyorko, R (8, 4) OBP: 0.286, SLG: 0.483			X FF 95 0-0 ② G4-3		C FF 94 S SL 86 S SL 86 0-3 ③ K			X FF 95 0-0 ② G6-3		2 0 0 1	0 0 0 0	0 0 0 0	0 0 0 0	0 0 0 0	1 0 0 0	1 0 0 0
Inning Stats	R: 0 E: 0 K: 0 S: 10 H: 1 LOB: 1 BB: 0 P: 15	R: 0 E: 0 K: 2 S: 9 H: 0 LOB: 0 BB: 0 P: 13	R: 0 E: 0 K: 2 S: 10 H: 1 LOB: 1 BB: 0 P: 14	R: 0 E: 0 K: 1 S: 9 H: 0 LOB: 0 BB: 0 P: 16	R: 0 E: 0 K: 2 S: 14 H: 1 LOB: 1 BB: 0 P: 17	R: 0 E: 0 K: 1 S: 12 H: 1 LOB: 1 BB: 0 P: 19	R: 0 E: 0 K: 1 S: 9 H: 0 LOB: 0 BB: 0 P: 11	R: 0 E: 0 K: 1 S: 8 H: 0 LOB: 0 BB: 0 P: 11	R: 1 E: 0 K: 2 S: 15 H: 2 LOB: 1 BB: 0 P: 20	1B: 5 2B: 0 3B: 0 HR: 1	SF: 0 SAC: 0 DP: 0 HBP: 0			WP: 0 PB: 0 SB: 0 CS: 0	PA: 33		

PITCHER		IP	WLS	BF	H	R	ER	SO	BB	IBB	HBP	BLK	WP	HR	S	P	ERA	WHIP
31 Max Scherzer, R ERA: 3.55	(1, 1)	7.0	W	25	4	0	0	9	0	0	0	0	0	0	73	105	0.00	0.571
73 Felipe Vázquez, L ERA: 3.29	(8, 1)	1.0		3	0	0	0	1	0	0	0	0	0	0	8	11	0.00	0.000
45 Blake Treinen, R ERA: 3.6	(9, 1)	1.0		5	2	1	1	2	0	0	0	0	0	1	15	20	9.00	2.000

PITCHER	IP	WLS	BF	H	R	ER	SO	BB	IBB	HBP	BLK	WP	HR	S	P	ERA	WHIP

BOTTOM

Washington Nationals @ St. Louis Cardinals

Busch Stadium, St. Louis, MO

Sun May 01 2016, 1:15 PM - 4:02 PM CDT

Att. 42,933 - Partly Cloudy - 68 F

livebaseballscorecards.com

AB	33
R	1
H	6
RBI	1
BB	0
SO	12
LOB	8

Washington Nationals @ Kansas City Royals

Kauffman Stadium, Kansas City, MO

Mon May 02 2016, 7:18 PM - 10:25 PM CDT

Att. 32,394 - Overcast - 55 F

livebaseballscorecards.com

Batter	1	2	3	4	5	6	7	8	9	AB	R	H	RBI	BB	SO	LOB
3 Michael Taylor, R (1, 8) OBP: 0.226, SLG: 0.310	BB		B5-3		G6-3 1-2f 2-3			K		3	1	0	0	1	1	2
6 Anthony Rendon, R (1, 5) OBP: 0.303, SLG: 0.290	1B 1-2		L9		L8			P6		4	1	1	0	0	0	1
34 Bryce Harper, L (1, 9) OBP: 0.385, SLG: 0.659	K		F8			1B		K		4	0	1	0	0	2	2
11 Ryan Zimmerman, R (1, 3) OBP: 0.310, SLG: 0.338	2B 1-3 2-H			G3		K 1-2			2B	4	0	2	1	0	1	1
20 Daniel Murphy, L (1, 4) OBP: 0.439, SLG: 0.596	G3-1 2-3 3-H			1B		2B			1B 2-3	4	0	3	1	0	0	1
28 Jayson Werth, R (1, 7) OBP: 0.278, SLG: 0.405	K			F8		K			G1-3 1-2	4	0	0	0	0	2	5
10 Stephen Drew, L (1, 10) OBP: 0.143, SLG: 0.222 14 Chris Heisey, R (9, PH) OBP: 0.346, SLG: 0.652 (9, 10)		K		G3			K		K	3 1	0 0	0 0	0 0	0 0	2 1	1 2
59 Jose Lobaton, S (1, 2) OBP: 0.289, SLG: 0.242		F8			1B		G3		BB	3	0	1	0	1	0	0
8 Danny Espinosa, S (1, 6) OBP: 0.310, SLG: 0.288		B1-3			1B 1-2		G4-3		K	4	0	1	0	0	1	3

	AB	34
	R	2
	H	9
	RBI	2
	BB	2
	SO	10
	LOB	18

Inning Stats																		
	R: 2	H: 2	R: 0	H: 0	R: 0	H: 0	R: 0	H: 1	R: 0	H: 2	R: 0	H: 2	R: 0	H: 0	R: 0	H: 0	R: 0	H: 2
	E: 0	LOB: 1	E: 0	LOB: 0	E: 0	LOB: 0	E: 0	LOB: 1	E: 0	LOB: 1	E: 0	LOB: 0	E: 0	LOB: 0	E: 0	LOB: 0	E: 0	LOB: 3
	K: 2	BB: 1	K: 1	BB: 0	K: 0	BB: 0	K: 0	BB: 0	K: 0	BB: 0	K: 2	BB: 0	K: 1	BB: 0	K: 2	BB: 0	K: 2	BB: 1
	S: 17	P: 29	S: 6	P: 8	S: 5	P: 7	S: 8	P: 13	S: 9	P: 15	S: 11	P: 19	S: 9	P: 12	S: 10	P: 17	S: 10	P: 17

	1B: 6	SF: 0	WP: 0	PA: 36
	2B: 3	SAC: 0	PB: 0	
	3B: 0	DP: 1	SB: 1	
	HR: 0	HBP: 0	CS: 1	

PITCHER		IP	WLS	BF	H	R	ER	SO	BB	IBB	HBP	BLK	WP	HR	S	P	ERA	WHIP
36 Edinson Volquez, R ERA: 3.13	(1, 1)	7.2	L	29	7	2	2	7	1	0	0	0	0	0	72	114	2.35	1.043
41 Danny Duffy, L ERA: 3.38	(8, 1)	1.1		7	2	0	0	3	1	0	0	0	0	0	13	23	0.00	2.250

PITCHER	IP	WLS	BF	H	R	ER	SO	BB	IBB	HBP	BLK	WP	HR	S	P	ERA	WHIP

Batter	1	2	3	4	5	6	7	8	9	AB	R	H	RBI	BB	SO	LOB
2 Alcides Escobar, R (1, 6) OBP: 0.265, SLG: 0.299	B FF 88 F SI 89 B FF 90 F FF 90 B FF 91 X FF 91 3-2 ① L9		C CU 76 X CH 83 0-1 ② G4-3		F FF 90 F FF 90 X FF 90 0-2 ③ F8			X SL 79 0-0 2B		4	0	1	0	0	0	1
6 Lorenzo Cain, R (1, 8) OBP: 0.300, SLG: 0.297	B FF 90 B CH 83 S CH 86 C SI 90 F CU 78 X FF 90 2-2 ② F9		C SI 91 B FF 90 B CU 78 X CH 84 2-1 25 CS 35 BB 1B			B CU 75 F CU 75 F FF 90 B FF 90 S CU 78 2-3 ① K		B FF 92 F SL 80 F SL 82 F FF 93 C FF 93 1-3 ① K		4	0	1	0	0	2	1
35 Eric Hosmer, L (1, 3) OBP: 0.388, SLG: 0.537	S SI 89 B CU 78 S FF 89 B SI 89 B CU 79 F FF 90 B FF 90 4-2 BB		1 SAFE D FF 88 C FF 89 B FF 89 B CH 82 F FF 90 B FF 91 4-2 **1-2** BB			B FF 90 C FF 89 X CH 83 1-1 25 1B 1B		F FF 92 S FF 92 S FF 92 0-3 ② K		2	0	1	0	2	1	1
25 Kendrys Morales, S (1, 10) OBP: 0.267, SLG: 0.337	C FF 91 C FF 91 F FF 90 D CU 78 F FF 91 B FF 90 F FF 91 B CU 78 X FF 91 3-2 ③ F7		C CU 77 B FF 91 1-1 ③ CS **2-3**	C CU 75 B CU 76 X SI 90 1-1 ① G6-3		B FF 90 X CH 84 1-0 **1-2** 1B		D SL 80 C SL 80 F FF 93 C FF 92 1-3 ③ K		4	0	1	0	0	1	2
4 Alex Gordon, L (1, 7) OBP: 0.327, SLG: 0.313		C FF 89 H FF 89 1-1 HBP		F FF 90 C CU 76 B SI 91 X FF 90 1-2 ② G3-1		F FF 90 B FF 90 B SI 90 B FF 91 F FF 91 X FF 90 3-2 ② F9			C FF 89 B FF 91 C FS 85 B FF 91 F FF 91 F FF 91 F FF 91 F FF 91 B FF 92 3-2 ① X FF 92 F8	3	0	0	0	0	0	2
13 Salvador Perez, R (1, 2) OBP: 0.273, SLG: 0.482		1 SAFE S CH 82 F FF 88 B FF 89 1 SAFE D CU 76 F CH 81 X FF 89 2-2 ① P6		X SI 91 0-0 ③ G5-3		B FF 92 C CU 77 X FF 90 1-1 ③ F8			X FF 92 0-0 ② F8	4	0	0	0	0	0	3
14 Omar Infante, R (1, 4) OBP: 0.289, SLG: 0.346		D FF 89 F FF 88 S CH 80 X FF 89 1-2 ② F8			B CH 82 C CH 82 X FF 90 1-1 ① P4		C SI 94 X SI 95 0-1 ① F9		C FS 86 B FF 90 S SL 80 B FF 92 F SL 80 T SL 79 2-2 ③ K	4	0	0	0	0	1	1
24 Christian Colón, R (1, 5) OBP: 0.278, SLG: 0.250		B SI 90 B CH 80 C FF 89 D CH 81 X FF 90 3-1 ③ F8			C SI 91 B CU 77 B CH 84 X FF 91 2-1 ② G6-3		B SI 96 B CH 85 C SI 95 F SI 95 X SI 95 2-2 ② G1-3			3	0	0	0	0	0	1
16 Paulo Orlando, R (1, 9) OBP: 0.273, SLG: 0.273			X FF 90 0-0 ① B1-3		B CU 75 F FF 91 F FF 91 B CU 78 X CU 76 2-2 1B		X CH 86 0-0 ③ F8			3	0	1	0	0	0	0
Inning Stats	R: 0 H: 0 E: 0 LOB: 1 K: 0 BB: 1 S: 16 P: 28	R: 0 H: 0 E: 0 LOB: 1 K: 0 BB: 0 S: 10 P: 17	R: 0 H: 1 E: 0 LOB: 1 K: 0 BB: 1 S: 8 P: 15	R: 0 H: 0 E: 0 LOB: 0 K: 0 BB: 0 S: 6 P: 8	R: 0 H: 1 E: 0 LOB: 1 K: 0 BB: 0 S: 10 P: 15	R: 0 H: 2 E: 0 LOB: 2 K: 1 BB: 0 S: 11 P: 19	R: 0 H: 0 E: 0 LOB: 0 K: 0 BB: 0 S: 6 P: 8	R: 0 H: 1 E: 0 LOB: 1 K: 3 BB: 0 S: 11 P: 13	R: 0 H: 0 E: 0 LOB: 0 K: 1 BB: 0 S: 12 P: 17	1B: 4 SF: 0 2B: 1 SAC: 0 3B: 0 DP: 0 HR: 0 HBP: 1						PA: 35 WP: 0 PB: 0 SB: 0 CS: 1

PITCHER		IP	WLS	BF	H	R	ER	SO	BB	IBB	HBP	BLK	WP	HR	S	P	ERA	WHIP
47 Gio González, L ERA: 1.15	(1, 1)	6.0	W	24	4	0	0	1	2	0	1	0	0	0	61	102	0.00	1.000
36 Sammy Solís, L ERA: 2.45	(7, 1)	1.0	H	3	0	0	0	0	0	0	0	0	0	0	6	8	0.00	0.000
27 Shawn Kelley, R ERA:	(8, 1)	0.1	H	2	1	0	0	1	0	0	0	0	0	0	5	6	0.00	3.000
46 Oliver Pérez, L ERA: 2.7	(8, 1)	0.2	H	2	0	0	0	2	0	0	0	0	0	0	6	7	0.00	0.000
58 Jonathan Papelbon, R ERA: 2.38	(9, 1)	1.0	S	3	0	0	0	1	0	0	0	0	0	0	12	17	0.00	0.000

PITCHER	IP	WLS	BF	H	R	ER	SO	BB	IBB	HBP	BLK	WP	HR	S	P	ERA	WHIP

BOTTOM

Washington Nationals @ Kansas City Royals

Kauffman Stadium, Kansas City, MO

Mon May 02 2016, 7:18 PM - 10:25 PM CDT

Att. 32,394 - Overcast - 55 F

livebaseballscorecards.com

AB	31
R	0
H	5
RBI	0
BB	2
SO	5
LOB	12

Washington Nationals @ Kansas City Royals

Kauffman Stadium, Kansas City, MO

Tue May 03 2016, 7:17 PM - 10:22 PM CDT

Att. 33,729 - Partly Cloudy - 68 F

livebaseballscorecards.com

TOP

Batter	1	2	3	4	5	6	7	8	9	AB	R	H	RBI	BB	SO	LOB
3 Michael Taylor, R (1, 8) OBP: 0.224, SLG: 0.304	B FF 88 F FF 88 X SL 82 1-1 ① F8		F SL 81 B FF 89 B SL 82 F FF 88 X SL 82 2-2 1B		S SL 81 F SL 81 B FF 89 B FF 88 F SL 79 D SL 81 X SL 81 3-2 ② FC5-4 6 BB 1-2f 2-3	S FF 93 B FF 94 X SL 80 1-1 ③ F9		F FC 83 S SI 89 B SI 89 X KC 77 1-2 ③ G4-3		5	0	1	0	0	0	4
6 Anthony Rendon, R (1, 5) OBP: 0.307, SLG: 0.317	C FF 88 B FF 89 F FF 88 F FF 88 B SL 82 B SL 83 X FF 89 3-2 HR		1 SAFE 1 SAFE X FF 88 0-0 ③ F8		D SL 81 B SL 82 B FF 88 B FF 88 4-0 34 FC6 1-2 BB	S FF 90 B FF 92 B FF 91 C SL 77 F FF 92 B CU 70 F FF 92 X FF 92 3-2 ① G6-3		B SI 92 C SI 90 F SI 92 S SI 92 1-3 ① K		4	1	1	1	1	1	1
34 Bryce Harper, L (1, 9) OBP: 0.367, SLG: 0.622	B SL 82 F SL 81 F FF 88 F SL 82 B SL 82 C SL 83 2-3 ② K			B FF 88 F FF 88 B SL 80 X SL 81 2-1 ① F9	F FC 90 S KC 78 X KC 78 0-2 ③ FC6 1-2f		B FF 93 C FF 93 B CH 85 F FF 92 S CU 71 2-3 ② K		F SL 84 S SI 93 C SI 94 0-3 ② K	5	0	0	0	0	3	3
11 Ryan Zimmerman, R (1, 3) OBP: 0.315, SLG: 0.354	B FF 89 B FF 88 B SL 81 F FF 88 X FF 88 3-1 ③ P6			C FF 88 S SL 80 B FF 88 X SL 81 1-2 ② F8		C FC 88 B KC 78 X SI 94 1-1 28 1B 40 2B 1B	C FF 94 B FF 95 F SL 79 B CH 86 X CU 70 2-2 20 BLK 2B		B SI 92 B SI 92 C SI 92 F SI 92 X SI 93 2-2 ③ G6-3	5	1	2	0	0	0	0
20 Daniel Murphy, L (1, 4) OBP: 0.431, SLG: 0.613		B FF 88 B FF 88 X FF 88 2-0 ① F8		B FF 88 C SL 81 X FF 88 1-1 HR		B FF 94 F FC 87 B KC 78 C FC 87 B FF 96 X FC 89 3-2 ① F7	C FF 92 C FF 93 B CU 72 X FF 86 1-2 ③ L6 2-3			4	1	1	1	0	0	2
28 Jayson Werth, R (1, 10) OBP: 0.287, SLG: 0.446		C FF 87 C SL 81 F FF 88 X SL 82 0-2 ② G6-3		C SL 81 B SL 81 X SL 81 1-1 ③ F7		C FC 88 C KC 78 B FC 89 B FF 96 X FC 89 2-2 40 2B 8 G4-3 1B 1-3		B SI 89 C FC 84 X SI 88 1-1 HR		4	2	2	1	0	0	0
40 Wilson Ramos, R (1, 2) OBP: 0.355, SLG: 0.541		B FF 88 X FF 88 1-0 ③ G4-3			F SL 80 B SL 82 F FF 88 B SL 81 X SL 81 2-2 3 FC5-4 8 1B 1B	X FC 90 0-0 8 G4-3 14 3B 2B 1-3 3-H		B SI 88 X SI 87 1-0 2B		4	1	3	1	0	0	0
8 Danny Espinosa, S (1, 6) OBP: 0.308, SLG: 0.286			B SL 80 M FF 88 L SL 82 B FF 88 S SL 82 2-3 ① K		F SL 80 F FF 87 B SL 82 X SL 80 1-2 3 FC5-4 1B 1-2	B KC 79 B KC 77 F FC 88 C KC 78 B FF 95 X KC 78 3-2 ② G4-3 2-3 3-H		F SI 87 D KC 75 D CH 81 X FC 84 2-1 ① P5		4	0	1	1	0	1	2
14 Chris Heisey, R (1, 7) OBP: 0.333, SLG: 0.667			C SL 81 B SL 82 C SL 82 B FF 89 X SL 82 2-2 ② F7		D SL 80 B FF 88 S SL 80 F FF 88 C SL 81 2-3 ① K	X FF 94 0-0 3B 3-H		C FC 84 F KC 74 B SI 88 C SI 90 1-3 ② K		4	0	1	1	0	2	3

AB	39
R	6
H	12
RBI	6
BB	1
SO	7
LOB	15

Inning Stats	1	2	3	4	5	6	7	8	9	1B: 5	SF: 0	WP: 0	PA: 40
	R: 1 E: 0 K: 1 S: 12	R: 0 E: 0 K: 0 S: 6	R: 0 E: 0 K: 1 S: 10	R: 1 E: 0 K: 0 S: 9	R: 0 E: 0 K: 1 S: 16	R: 3 E: 0 K: 0 S: 15	R: 0 E: 0 K: 1 S: 14	R: 1 E: 0 K: 1 S: 11	R: 0 E: 0 K: 2 S: 9	2B: 3 3B: 1 HR: 3	SAC: 0 DP: 0 HBP: 0	PB: 0 SB: 0 CS: 0	
	H: 1 LOB: 0 BB: 0 P: 21	H: 0 LOB: 0 BB: 0 P: 9	H: 1 LOB: 1 BB: 0 P: 16	H: 1 LOB: 0 BB: 0 P: 14	H: 2 LOB: 3 BB: 1 P: 28	H: 4 LOB: 1 BB: 0 P: 25	H: 1 LOB: 1 BB: 0 P: 22	H: 2 LOB: 1 BB: 0 P: 17	H: 0 LOB: 0 BB: 0 P: 12				

PITCHER		IP	WLS	BF	H	R	ER	SO	BB	IBB	HBP	BLK	WP	HR	S	P	ERA	WHIP
32 Chris Young, R ERA: 5.76	(1, 1)	4.2		20	5	2	2	3	1	0	0	0	0	2	50	85	3.86	1.286
44 Luke Hochevar, R ERA: 4.76	(5, 1)	1.0		7	4	3	3	0	0	0	0	0	0	0	16	25	27.00	4.000
48 Joakim Soria, R ERA: 4.73	(6, 1)	1.1		5	1	0	0	1	0	0	0	1	0	0	16	25	0.00	0.750
53 Dillon Gee, R ERA: 2.03	(8, 1)	1.0		5	2	1	1	1	0	0	0	0	0	1	11	17	9.00	2.000
67 Chien-Ming Wang, R ERA: 3.24	(9, 1)	1.0	W	3	0	0	0	2	0	0	0	0	0	0	9	12	0.00	0.000

PITCHER	IP	WLS	BF	H	R	ER	SO	BB	IBB	HBP	BLK	WP	HR	S	P	ERA	WHIP

BOTTOM

Washington Nationals @ Kansas City Royals

Kauffman Stadium, Kansas City, MO

Tue May 03 2016, 7:17 PM - 10:22 PM CDT

Att. 33,729 - Partly Cloudy - 68 F

livebaseballscorecards.com

Batter	1	2	3	4	5	6	7	8	9	AB	R	H	RBI	BB	SO	LOB
2 Alcides Escobar, R (1, 6) OBP: 0.288, SLG: 0.321	X SI 93 0-0 6 G6-4-3 1B		D SL 88 X SI 94 1-0 6 S 35 1B 1-3 2-H 1B		X CU 78 0-0 ② G6-3			C CU 78 F CH 84 F SL 80 B SI 95 B CU 80 X SI 95 2-2 6 1B 6 PB 35 FC6 1B	B SL 79 S FF 90 X SL 79 1-1 6 1B 1-3 1B	5	2	4	1	0	0	1
6 Lorenzo Cain, R (1, 8) OBP: 0.305, SLG: 0.302	1 SAFE X SI 91 0-0 ①② G6-4-3 1-2f		1 SAFE S SL 86 1 SAFE B SI 92 C SI 93 D CU 80 D SL 88 C SI 94 3-3 ② K 1-2		B SL 85 S SI 93 B SL 87 X SI 94 2-1 ③ G1-3			B SI 93 D CU 78 B SI 93 C SI 91 C SI 92 F SI 93 X SI 92 3-2 35 FC6 1-3 1B	F FF 92 F FF 92 X FF 91 0-2 1-2 3-H 1B	5	0	2	1	0	1	4
35 Eric Hosmer, L (1, 3) OBP: 0.383, SLG: 0.525	B SI 93 C SI 94 X SI 94 1-1 ③ L8		B CU 78 C SI 94 F SL 84 F CU 81 X SI 94 1-2 2-H 3-H 1B			C CU 77 X CH 84 0-1 ① B1-3		F FF 96 X SL 81 0-1 ② FC6 25 FC6-4 1-2f 3-H		4	0	1	3	0	0	1
25 Kendrys Morales, S (1, 10) OBP: 0.257, SLG: 0.323		B SI 91 X SI 91 1-0 ① G4-3	S CH 85 B SI 94 X CH 85 1-1 ③ L8			C SI 92 X CU 80 0-1 ② F7		F FF 96 B CH 89 F FF 97 X FF 97 1-2 ③ FC6-4 1-2f		4	0	0	0	0	0	2
4 Alex Gordon, L (1, 7) OBP: 0.324, SLG: 0.310		F SI 93 X SI 94 0-1 ② G6-3		B CU 77 B SI 93 F SI 93 X SI 93 2-1 ① L7		B SI 94 B CH 83 S SI 93 S CU 79 B SI 94 S CU 79 3-3 ③ K			B FS 86 C FF 90 B FF 90 B FS 87 X FF 90 3-1 13 1B 8 1B 1B	4	1	1	0	0	1	0
13 Salvador Perez, R (1, 2) OBP: 0.272, SLG: 0.471 0 Terrance Gore, R (9, PR)		C SI 94 S SL 86 X SL 84 0-2 ③ L8		B SI 94 C SI 94 F CU 79 F SI 93 X SI 94 1-2 ② G5-3			C SI 90 F SL 86 B CH 85 S CU 79 1-3 ① K		S SL 81 X FF 92 0-1 14 S 8 1B 1-3 1B	4 0	0 1	1 0	0 0	0 0	1 0	0 0
14 Omar Infante, R (1, 4) OBP: 0.287, SLG: 0.333			C SI 93 B SL 86 B SL 85 F SI 94 B SI 95 B SI 94 4-2 24 G4-3 2 1B BB	C SI 94 B CU 80 B CU 78 F SI 94 X SL 88 2-2 ③ L6			B SI 92 X SI 92 1-0 ② G5-3		1 SAFE 1 SAFE 1 SAFE C FF 92 S SL 82 F FF 92 D SL 82 F SL 82 S FF 92 1-3 ① K 1-2	3	1	0	0	1	1	2
24 Christian Colón, R (1, 5) OBP: 0.286, SLG: 0.263 8 Mike Moustakas, L (9, PH) OBP: 0.324, SLG: 0.553			1 SAFE B SI 93 1 SAFE X SI 92 1-0 ① G4-3 1-2		B SI 91 B SI 91 F SI 90 X SI 91 2-1 1 SH1-3 1B		C SI 93 F SI 92 C SI 94 0-3 ③ K		B FF 93 S FF 93 B FF 93 T FF 93 X FS 86 2-2 2 1B 6 1B 2-H 3-H 1B	3 1	0 1	1 1	0 2	0 0	1 0	1 0
1 Jarrod Dyson, L (1, 9) OBP: 0.349, SLG: 0.316			B SI 92 S SI 90 B SI 94 D CH 84 B SI 94 4-1 2 1B 35 1B BB		X CU 78 0-0 ① SH1-3 1-2			B SI 90 L SI 90 T CU 79 X SI 93 1-2 ① G1-3	C FF 92 X FF 92 0-1 ② L7	2	1	0	0	1	0	1

	AB	35
	R	7
	H	11
	RBI	7
	BB	2
	SO	5
	LOB	12

Inning Stats	1	2	3	4	5	6	7	8	9
	R: 0 E: 0 K: 0 S: 4 H: 1 LOB: 0 BB: 0 P: 5	R: 0 E: 0 K: 0 S: 6 H: 0 LOB: 0 BB: 0 P: 7	R: 3 E: 0 K: 1 S: 14 H: 2 LOB: 1 BB: 2 P: 29	R: 0 E: 0 K: 0 S: 9 H: 0 LOB: 0 BB: 0 P: 14	R: 0 E: 0 K: 0 S: 6 H: 1 LOB: 1 BB: 0 P: 10	R: 0 E: 0 K: 1 S: 7 H: 0 LOB: 0 BB: 0 P: 10	R: 0 E: 0 K: 2 S: 7 H: 0 LOB: 0 BB: 0 P: 9	R: 1 E: 0 K: 0 S: 16 H: 2 LOB: 1 BB: 0 P: 23	R: 3 E: 0 K: 1 S: 19 H: 5 LOB: 2 BB: 0 P: 26

| | | |

Batter	1	2	3	4	5	6	7	8	9	AB	R	H	RBI	BB	SO	LOB
3 Michael Taylor, R (1, 8) OBP: 0.221, SLG: 0.296	B FF 90 B SI 92 X SI 92 2-0 E5 6 E 34 1B	B SL 82 B SI 89 F SI 88 F SI 89 C SI 90 2-3 ① K	C FF 96 B CU 84 X CU 82 1-1 6 FC4-6 1-2 2-3 1B		X SI 88 0-0 ① F8	F SI 91 X SI 91 0-1 ③ FC6-4 1-2f			F FF 91 B FF 94 X FF 92 1-1 ② F7	6	1	1	0	0	1	2
6 Anthony Rendon, R (1, 5) OBP: 0.297, SLG: 0.306 10 Stephen Drew, L (6, 5) OBP: 0.133, SLG: 0.207	B SI 92 C SI 92 C SL 85 B SL 85 X SI 93 2-2 E4 34 1B 11 2B 2-3	B SI 90 X CH 84 1-0 ② P4	F FF 96 X FF 96 0-1 ② FC4-6 1-2f 2-3 3-H		C SI 87 F FC 85 B FF 89 F SI 90 F FF 91 B CH 83 C CH 84 2-3 ② K		B SI 91 C SI 92 X SI 91 1-1 ① G1-3		F FF 90 B KC 80 C KC 81 F FF 96 F FF 95 B FF 94 F FC 93 X FF 94 2-2 ③ F9	4 2	1 0	0 0	1 0	0 0	1 0	3 0
34 Bryce Harper, L (1, 9) OBP: 0.372, SLG: 0.649 21 Matthew den Dekker, L (5, 9) OBP: 0.265, SLG: 0.323	F CU 78 S SI 91 B FF 92 X CH 85 1-2 11 2B 20 E 1-2 3-H 1B	C CH 84 B FF 91 B SI 90 F CH 85 X CU 78 2-2 ③ G3-1	B CU 87 1 SAFE F FF 96 S FF 94 B CU 84 F FF 95 S FF 97 2-3 ③ K		S KC 78 X KC 78 0-1 HR		C SI 93 B FS 80 X SI 93 1-1 ② G5-3			4 1	2 0	2 0	2 0	0 0	1 0	2 0
11 Ryan Zimmerman, R (1, 10) OBP: 0.330, SLG: 0.379	B CU 79 D SI 92 C SI 91 B SI 90 C SI 92 F SI 92 F FF 92 X CH 85 3-2 20 E 1-3 2-H 2B		B CU 81 C SI 90 S SI 90 X SI 90 1-2 28 BB 20 1B 40 1B 1B	S SI 88 X SI 89 0-1 ① L4	C FF 89 B SI 90 X CH 84 1-1 ③ F9		X SI 92 0-0 1B			5	2	3	1	0	0	0
20 Daniel Murphy, L (1, 4) OBP: 0.449, SLG: 0.663	X CU 78 0-0 E9 28 2B 2-H 3-H 2B		C FF 90 X SI 91 0-1 40 1B 28 BB 25 1B 1-2 1B	C KC 76 X FC 86 0-1 HR		B SI 90 B SI 91 X SI 91 2-0 40 1B 25 1B 1B	C SI 92 C SI 91 B SI 92 B SI 93 F SI 92 X SI 93 2-2 ③ F8			5	4	4	3	0	0	1
28 Jayson Werth, R (1, 7) OBP: 0.296, SLG: 0.453 14 Chris Heisey, R (6, 7) OBP: 0.323, SLG: 0.643	B SI 92 B SL 84 C SI 90 B FF 91 F FF 91 X SI 91 3-2 25 WP 25 SF8 3-H 2B		D SI 86 F SI 90 B SI 90 B SI 91 C SI 91 F CH 85 F SI 91 B SI 90 4-2 25 1B 40 1B 8 SF8 1-2 2-3 BB	B SI 89 B FF 88 X SI 89 2-0 ② P4		C SI 92 B SI 92 F SI 91 S SL 84 1-3 ① K		C FF 96 X SL 82 0-1 ① F7		3 1	2 0	1 0	1 0	1 0	1 0	1 0
40 Wilson Ramos, R (1, 2) OBP: 0.373, SLG: 0.545	C SI 91 F SI 91 F CU 79 F CU 79 B CH 84 F SI 90 B SI 90 B SI 91 F SI 90 3-3 ① F SI 91 S CH 85 K		D FF 97 B SI 95 X FF 95 2-0 3 1B 25 1B 6 FC4-6 1-2 2-3 3-H 1B	B FC 83 X SI 89 1-0 25 BB 1B		X SI 92 0-0 25 1B 1-2 1B		S FF 98 F SI 96 C FF 98 0-3 ② K		5	1	3	1	0	2	1
25 Clint Robinson, L (1, 3) OBP: 0.233, SLG: 0.269	B CU 77 B CH 85 X SI 91 2-0 ② SF8 2-H		C FF 96 C FF 96 X FF 95 0-2 6 FC4-6 3 1B 1-2 2-3 3-H 1B	F CH 83 B SI 89 B KC 76 B SI 89 B SI 89 4-1 1-2 BB		F SI 91 X SI 92 0-1 3 FC6-4 1-2 2-H 1B		X SI 98 0-0 ③ G4-3		3	0	2	3	1	0	0
8 Danny Espinosa, S (1, 6) OBP: 0.292, SLG: 0.272	X SI 90 0-0 ③ G3-1		D CU 84 S FF 96 X FF 95 1-1 ① SF8 3-H	B CH 83 B FF 88 X SI 89 2-0 ③ L9		D FS 80 B SI 92 X SI 91 2-0 ② F8			B FF 90 B FF 91 F FC 91 B FC 92 X FF 91 3-1 ① P5	4	0	0	1	0	0	4
Inning Stats	R: 6 E: 3 K: 1 S: 26 H: 4 LOB: 0 BB: 0 P: 42	R: 0 E: 0 K: 1 S: 7 H: 0 LOB: 0 BB: 0 P: 12	R: 4 E: 0 K: 1 S: 23 H: 5 LOB: 2 BB: 1 P: 34	R: 1 E: 0 K: 0 S: 8 H: 2 LOB: 2 BB: 1 P: 17	R: 1 E: 0 K: 1 S: 10 H: 1 LOB: 0 BB: 0 P: 13	R: 1 E: 0 K: 1 S: 10 H: 3 LOB: 2 BB: 0 P: 15	R: 0 E: 0 K: 0 S: 9 H: 1 LOB: 1 BB: 0 P: 13	R: 0 E: 0 K: 1 S: 6 H: 0 LOB: 0 BB: 0 P: 6	R: 0 E: 0 K: 0 S: 10 H: 0 LOB: 0 BB: 0 P: 16	1B: 11 2B: 3 3B: 0 HR: 2 SF: 2 SAC: 0 DP: 0 HBP: 0	WP: 1 PB: 0 SB: 0 CS: 0 PA: 47					

PITCHER		IP	WLS	BF	H	R	ER	SO	BB	IBB	HBP	BLK	WP	HR	S	P	ERA	WHIP
39 Kris Medlen, R ERA: 6.85	(1, 1)	2.0	L	15	6	9	6	2	1	0	0	0	1	0	42	68	27.00	3.500
41 Danny Duffy, L ERA: 3.77	(3, 1)	1.0		6	3	1	1	1	0	0	0	0	0	0	14	20	9.00	3.000
53 Dillon Gee, R ERA: 2.93	(4, 1)	2.0		10	3	2	2	1	1	0	0	0	0	2	18	30	9.00	2.000
67 Chien-Ming Wang, R ERA: 3.48	(6, 1)	2.0		10	4	1	1	1	0	0	0	0	0	0	19	28	4.50	2.000
40 Kelvin Herrera, R ERA:	(8, 1)	1.0		3	0	0	0	1	0	0	0	0	0	0	6	6	0.00	0.000

PITCHER		IP	WLS	BF	H	R	ER	SO	BB	IBB	HBP	BLK	WP	HR	S	P	ERA	WHIP
17 Wade Davis, R ERA:	(9, 1)	1.0		3	0	0	0	0	0	0	0	0	0	0	10	16	0.00	0.000

TOP

Washington Nationals @ Kansas City Royals

Kauffman Stadium, Kansas City, MO

Wed May 04 2016, 1:17 PM - 4:09 PM CDT

Att. 38,610 - Sunny - 68 F

livebaseballscorecards.com

AB	43
R	13
H	16
RBI	13
BB	2
SO	6
LOB	14

BOTTOM

Washington Nationals @ Kansas City Royals

Kauffman Stadium, Kansas City, MO

Wed May 04 2016, 1:17 PM - 4:09 PM CDT

Att. 38,610 - Sunny - 68 F

livebaseballscorecards.com

Batter	1	2	3	4	5	6	7	8	9	AB	R	H	RBI	BB	SO	LOB
2 Alcides Escobar, R (1, 6) OBP: 0.295, SLG: 0.322	B FF 94 B FF 94 B SI 93 C FF 95 B FF 94 4-1 35 1B BB	B FF 96 X SL 88 1-0 2-H 1B			C FF 94 C CU 82 S CH 91 0-3 ① K			C FF 87 B CU 76 B SL 86 F FF 88 S FF 89 2-3 ① K		3	0	1	1	1	2	0
8 Mike Moustakas, L (1, 5) OBP: 0.314, SLG: 0.536 24 Christian Colón, R (6, 5) OBP: 0.273, SLG: 0.250	B SI 96 B FF 95 C FF 95 S FF 94 F FF 96 B CU 81 X SI 96 3-2 ① P5	C CU 82 F FF 96 X CH 89 0-2 ③ G5-3			X FF 96 0-0 ② P5			C FF 88 F SL 86 X FF 89 0-2 ② F9		3	0	0	0	0	0	2
										1	0	0	0	0	0	0
6 Lorenzo Cain, R (1, 8) OBP: 0.296, SLG: 0.293 16 Paulo Orlando, R (6, 9) OBP: 0.265, SLG: 0.265	C FF 95 F FF 95 F CH 88 F FF 95 S SL 90 0-3 ② K	C SI 94 B SL 90 F SL 89 S FF 95 1-3 ① K	C SL 89 F SL 90 B CH 89 S CH 90 1-3 ③ K					C FF 89 F CU 78 S FF 89 0-3 ③ K		3	0	0	0	0	3	1
										1	0	0	0	0	1	0
35 Eric Hosmer, L (1, 3) OBP: 0.382, SLG: 0.520 13 Salvador Perez, R (7, 3) OBP: 0.280, SLG: 0.471	C CU 81 X FF 95 0-1 1-2 1B	S CH 89 B CH 90 B FF 96 X SL 90 2-1 ② G6-3				C FF 96 C CH 89 B CH 90 B CH 88 B FF 97 F FF 97 S CH 89 3-3 ① K			B SI 98 B SI 98 F SI 96 B SI 98 D SI 98 4-1 BB	3	0	1	0	0	1	0
										0	0	0	0	1	0	0
25 Kendrys Morales, S (1, 10) OBP: 0.248, SLG: 0.310	X FF 94 0-0 ③ F7	B CU 81 B SI 96 B FF 95 C SI 95 F FF 96 X CH 90 3-2 ③ F8				C FF 97 S SL 92 X FF 96 0-2 ② F8			D SI 94 B SI 97 F SI 96 F SI 97 S SL 89 2-3 ① K	4	0	0	0	0	1	3
4 Alex Gordon, L (1, 7) OBP: 0.324, SLG: 0.311 0 Terrance Gore, R (8, 7)	B FF 94 B CU 81 C FF 95 F FF 96 B CU 82 F FF 96 F SI 96 S CH 91 3-3 ① K	B SI 94 F FF 96 C SL 90 F CH 89 B SI 96 F SL 91 X FF 96 2-2 1 G4-6-3 14 E 1B			B SI 95 S SL 90 X FF 96 1-1 ③ F7				S SI 96 D SI 96 C SI 96 C SL 88 1-3 ② K	3	0	1	0	0	1	0
										1	0	0	0	0	1	1
14 Omar Infante, R (1, 4) OBP: 0.286, SLG: 0.329	B FF 96 S FF 96 S SL 90 X SL 90 1-2 9 2B 1B	X SI 95 0-0 FC4 1 G4-6-3 1-2				B FF 88 B CH 84 C FF 88 X SL 86 2-1 ① F7			S SL 85 X SI 97 0-1 ③ L9	4	1	1	0	0	0	2
1 Jarrod Dyson, L (1, 9) OBP: 0.326, SLG: 0.293 (6, 8)	B FF 96 F CH 90 F SI 96 F CU 83 F CH 88 B FF 97 S FF 96 2-3 ② K	B FF 96 S SL 91 B FF 95 F FF 96 B SL 89 X SI 96 3-2 ① ② G4-6-3 1-2f 2-3				X FF 87 0-0 ② G3				3	0	0	0	0	1	3
9 Drew Butera, R (1, 2) OBP: 0.455, SLG: 0.700	X SI 95 0-0 1-H 2 1B 2B	X SL 91 0-0 ③ G5-3				C FF 87 X SL 86 0-1 ③ F9				3	1	1	1	0	0	1

	AB	32
	R	2
	H	5
	RBI	2
	BB	2
	SO	11
	LOB	13

Inning Stats	1	2	3	4	5	6	7	8	9	1B: 4	SF: 0	WP: 0	PA: 34
	R: 0 E: 0 K: 1 S: 13 H: 1 LOB: 2 BB: 1 P: 20	R: 2 E: 0 K: 2 S: 18 H: 3 LOB: 1 BB: 0 P: 25	R: 0 E: 0 K: 1 S: 8 H: 0 LOB: 0 BB: 0 P: 14	R: 0 E: 1 K: 0 S: 10 H: 1 LOB: 1 BB: 0 P: 15	R: 0 E: 0 K: 2 S: 7 H: 0 LOB: 0 BB: 0 P: 8	R: 0 E: 0 K: 1 S: 9 H: 0 LOB: 0 BB: 0 P: 13	R: 0 E: 0 K: 0 S: 5 H: 0 LOB: 0 BB: 0 P: 7	R: 0 E: 0 K: 2 S: 9 H: 0 LOB: 0 BB: 0 P: 11	R: 0 E: 0 K: 2 S: 9 H: 0 LOB: 1 BB: 1 P: 16	2B: 1 3B: 0 HR: 0	SAC: 0 DP: 1 HBP: 0	PB: 0 SB: 0 CS: 0	

PITCHER		IP	WLS	BF	H	R	ER	SO	BB	IBB	HBP	BLK	WP	HR	S	P	ERA	WHIP
37 Stephen Strasburg, R ERA: 2.36	(1, 1)	6.0	W	24	5	2	2	7	1	0	0	0	0	0	65	95	3.00	1.000
52 Yusmeiro Petit, R ERA: 2.4	(7, 1)	2.0		6	0	0	0	2	0	0	0	0	0	0	14	18	0.00	0.000
45 Blake Treinen, R ERA: 3.27	(9, 1)	1.0		4	0	0	0	2	1	0	0	0	0	0	9	16	0.00	1.000

PITCHER	IP	WLS	BF	H	R	ER	SO	BB	IBB	HBP	BLK	WP	HR	S	P	ERA	WHIP

Washington Nationals @ Chicago Cubs

Wrigley Field, Chicago, IL

Thu May 05 2016, 7:07 PM - 10:11 PM CDT

Att. 37,564 - Clear - 47 F

TOP

livebaseballscorecards.com

Batter	1	2	3	4	5	6	7	8	9	AB	R	H	RBI	BB	SO	LOB
3 Michael Taylor, R (1, 8) OBP: 0.222, SLG: 0.304	G6-3		2B			G5-3		K		4	0	1	0	0	1	2
6 Anthony Rendon, R (1, 5) OBP: 0.287, SLG: 0.295	P6		G1-3			K		G4-6-3		4	0	0	0	0	1	3
34 Bryce Harper, L (1, 9) OBP: 0.393, SLG: 0.653	11 FC6-4 BB			11 G4-3 BB		1B			28 DI 28 HR BB	1	1	1	0	3	0	0
11 Ryan Zimmerman, R (1, 3) OBP: 0.317, SLG: 0.363	FC6-4			G4-3		K			L8	4	0	0	0	0	1	4
20 Daniel Murphy, L (1, 4) OBP: 0.432, SLG: 0.637		F8		K			K		F8	4	0	0	0	0	2	1
28 Jayson Werth, R (1, 7) OBP: 0.294, SLG: 0.478		K			G4-3		G6-3		HR	4	1	1	2	0	1	0
40 Wilson Ramos, R (1, 2) OBP: 0.352, SLG: 0.514		F9			G6-3		G6-3		L3	4	0	0	0	0	0	0
8 Danny Espinosa, S (1, 6) OBP: 0.303, SLG: 0.268			B5		HBP			25 BB HBP		1	0	0	0	0	0	0
41 Joe Ross, R (1, 1) OBP: 0.429, SLG: 0.364			G1-3		G6-3			6 G4-6-3 BB		2	0	0	0	0	0	1
36 Sammy Solís, R (7, 1)										0	0	0	0	0	0	0
25 Clint Robinson, L (8, PH) OBP: 0.258, SLG: 0.269										0	0	0	0	1	0	0
73 Felipe Vázquez, L (8, 1)										0	0	0	0	0	0	0
27 Shawn Kelley, R (8, 1)										0	0	0	0	0	0	0

Inning Stats	1	2	3	4	5	6	7	8	9
	R: 0 E: 0 K: 0 S: 11	H: 0 LOB: 1 BB: 1 P: 19	R: 0 E: 0 K: 1 S: 11	H: 0 LOB: 0 BB: 0 P: 15	R: 0 E: 0 K: 0 S: 6	H: 1 LOB: 1 BB: 0 P: 7	R: 0 E: 0 K: 1 S: 8	H: 0 LOB: 0 BB: 1 P: 15	R: 0 E: 0 K: 0 S: 9	H: 1 LOB: 1 BB: 0 P: 16	R: 0 E: 0 K: 2 S: 11	H: 1 LOB: 1 BB: 0 P: 15	R: 0 E: 0 K: 1 S: 8	H: 0 LOB: 0 BB: 0 P: 9	R: 0 E: 0 K: 1 S: 9	H: 0 LOB: 1 BB: 1 P: 18	R: 2 E: 0 K: 0 S: 17	H: 1 LOB: 0 BB: 1 P: 25

| | | | | | | | | | |

BOTTOM

Batter	1	2	3	4	5	6	7	8	9	AB	R	H	RBI	BB	SO	LOB
24 Dexter Fowler, S (1, 8) OBP: 0.462, SLG: 0.574	B SI 93 C SI 94 S SL 82 B SL 84 C SL 83 2-3 ① K		S SL 83 C SI 94 C SI 93 0-3 ③ K		C SI 92 C SL 81 B SL 84 F SL 81 B SI 93 C SI 92 2-3 ② K		F SI 94 S KC 81 F SI 93 X KC 81 0-2 ③ P6			2	0	0	0	0	2	0
22 Jason Heyward, L (4, 8) OBP: 0.311, SLG: 0.250										2	0	0	0	0	1	3
2 Tommy La Stella, L (1, 5) OBP: 0.413, SLG: 0.561	C SI 95 X SI 95 0-1 17 G4-3 2B			C SI 93 X CH 87 0-1 17 2B 18 1B 1B	B SI 92 X SL 81 1-0 ③ L9			C FF 96 C SL 80 F FF 97 F SL 80 X SL 81 0-2 18 HR 1B		4	2	3	0	0	0	1
37 Travis Wood, R (9, 1)										0	0	0	0	0	0	0
56 Héctor Rondón, R (9, 1)										0	0	0	0	0	0	0
17 Kris Bryant, R (1, 9) OBP: 0.390, SLG: 0.495	B SL 84 S SL 85 B SI 94 B SL 82 X SI 95 3-1 ② G4-3 2-3			X SI 94 0-0 1-3 18 1B 2B		C SL 85 B SL 83 B SL 86 B SI 93 X SI 93 3-1 ① G4-3		B FF 96 F FF 94 S CH 86 S CH 86 1-3 ① K		4	1	1	0	0	1	2
44 Anthony Rizzo, L (1, 3) OBP: 0.407, SLG: 0.626	F SL 82 S CH 88 X SL 82 0-2 ③ F9			B CH 86 B CH 87 B SL 83 I 4-0 18 1B IBB		B SI 93 F CH 88 C SI 93 F SI 92 S SL 84 1-3 ② K		C SL 82 X SL 81 0-1 ② F7		3	0	0	0	1	1	2
18 Ben Zobrist, S (1, 4) OBP: 0.377, SLG: 0.413		B SI 94 F SI 94 X CH 89 1-1 ① L5		B SI 94 X SI 94 1-0 ① 51 G4-3 1-3 2-H 3-H 1B		C SI 91 B SL 83 B CH 88 C SI 92 F SL 82 X SI 94 2-2 ③ L3		1 SAFE 1 SAFE C FF 93 B CH 85 C CH 86 1 SAFE F FF 95 X CH 85 1-2 1-H HR		4	1	2	4	0	0	0
51 Ryan Kalish, L (1, 7) OBP: 0.400, SLG: 0.250		B SI 94 F SI 94 C SI 95 F SL 84 X SL 83 1-2 ② G4-3		1 SAFE 1 SAFE B SI 92 X CH 86 1-0 ② G4-3 1-2			X SI 91 0-0 68 BB 1B	C FF 95 S SL 81 B SL 80 F FF 96 H SL 79 2-2 27 2B HBP		3	1	1	0	0	0	1
27 Addison Russell, R (1, 6) OBP: 0.352, SLG: 0.337		C SL 84 F SL 85 B SI 96 S SL 85 1-3 ③ K2-3		S SL 83 B SL 83 S SL 83 B SL 84 B SL 83 F SL 82 S SI 93 3-3 ③ K			1 SAFE L SL 80 1 SAFE C SI 91 D SL 83 S SL 81 1-3 ① K	C SL 80 B SL 81 B FF 90 F SL 80 X SL 81 2-2 1-H 2B		4	0	1	1	0	3	2
15 Tim Federowicz, R (1, 2) OBP: 0.231, SLG: 0.250			C SI 93 C SI 94 B SL 86 B SL 85 C SL 84 2-3 ① K		B SL 82 B SI 94 C SL 83 X SI 93 2-1 ① F8		B SI 92 1 SAFE B SL 84 B SI 90 C SI 91 S SL 82 F SI 92 X SI 91 3-2 ② F8	S FF 90 B FF 91 F SL 81 C FF 92 1-3 ③ K		4	0	0	0	0	2	2
28 Kyle Hendricks, R (1, 1) OBP: 0.200, SLG: 0.111 33 Clayton Richard, L (7, 1) 52 Justin Grimm, R (7, 1) 68 Jorge Soler, R (7, PH) OBP: 0.286, SLG: 0.292 46 Pedro Strop, R (8, 1) 9 Javier Báez, R (9, 5) OBP: 0.372, SLG: 0.488			C SI 93 B SI 95 F SL 93 S SL 86 1-3 ② K		F SI 94 H SL 82 1-1 HBP		D SL 83 D SL 92 B SI 91 B SI 91 4-0 1-2 BB			1 0 0 0 0 0	0 0 0 0 0 0	0 0 0 0 1 0	0 0 0 0 0 0	1 0 0 0 0 0	0 0 0 0 0 0	0 0 0 0 0 0
Inning Stats	R: 0 E: 0 K: 1 S: 10 H: 1 LOB: 1 BB: 0 P: 15	R: 0 E: 0 K: 1 S: 9 H: 0 LOB: 0 BB: 0 P: 12	R: 0 E: 0 K: 3 S: 9 H: 0 LOB: 0 BB: 0 P: 12	R: 2 E: 0 K: 1 S: 9 H: 3 LOB: 1 BB: 1 P: 18	R: 0 E: 0 K: 1 S: 8 H: 0 LOB: 1 BB: 0 P: 14	R: 0 E: 0 K: 1 S: 10 H: 0 LOB: 0 BB: 0 P: 16	R: 0 E: 0 K: 1 S: 12 H: 1 LOB: 2 BB: 1 P: 20	R: 3 E: 0 K: 2 S: 23 H: 3 LOB: 1 BB: 0 P: 30		1B: 4 2B: 3 3B: 0 HR: 1 SF: 0 SAC: 0 DP: 0 HBP: 2				WP: 0 PB: 0 SB: 0 CS: 0 PA: 35		

PITCHER		IP	WLS	BF	H	R	ER	SO	BB	IBB	HBP	BLK	WP	HR	S	P	ERA	WHIP
41 Joe Ross, R ERA: 1.23	(1, 1)	6.2	L	27	5	2	2	9	1	1	1	0	0	0	63	103	2.70	0.900
36 Sammy Solís, L ERA: 2.25	(7, 1)	0.1		1	0	0	0	0	0	0	0	0	0	0	4	4	0.00	0.000
73 Felipe Vázquez, L ERA: 4.8	(8, 1)	0.2		5	2	3	3	1	0	0	1	0	0	1	17	21	40.50	3.000
27 Shawn Kelley, R ERA:	(8, 1)	0.1		2	1	0	0	1	0	0	0	0	0	0	6	9	0.00	3.000

PITCHER	IP	WLS	BF	H	R	ER	SO	BB	IBB	HBP	BLK	WP	HR	S	P	ERA	WHIP

Washington Nationals @ Chicago Cubs

Wrigley Field, Chicago, IL

Thu May 05 2016, 7:07 PM - 10:11 PM CDT

Att. 37,564 - Clear - 47 F

livebaseballscorecards.com

AB	31
R	5
H	8
RBI	5
BB	2
SO	11
LOB	13

Washington Nationals @ Chicago Cubs

Wrigley Field, Chicago, IL

Fri May 06 2016, 1:23 PM - 4:08 PM CDT

Att. 39,206 - Partly Cloudy - 73 F

livebaseballscorecards.com

Batter	1	2	3	4	5	6	7	8	9	AB	R	H	RBI	BB	SO	LOB
9 Ben Revere, L (1, 8)	B FF 90 C FF 90 C FF 92 S FC 82 1-3 ① K	X SI 91 0-0 ③ L8			C FF 90 X CU 80 0-1 ① G3		C FF 91 B CU 79 X FF 90 1-1 ③ G1-3		B SL 84 X FF 95 1-0 ② G4-3	5	0	0	0	0	1	2
6 Anthony Rendon, R (1, 5) OBP: 0.291, SLG: 0.319	B FF 93 C FF 92 B SI 93 B SI 93 F SI 92 F FF 92 X FF 93 3-2 HR		C SI 91 B FC 82 X CU 79 1-1 ① F8		B FF 91 F SI 92 S FF 92 B CH 85 B FF 93 B SI 93 4-2 34 K2-3-2 BB			C SI 90 X SI 91 0-1 ① G4-3	C FF 96 F SL 85 S SL 86 0-3 ③ K2-3	4	1	1	1	1	1	0
34 Bryce Harper, L (1, 9) OBP: 0.388, SLG: 0.633	X FF 93 0-0 ② G4-3		F FF 93 B FF 92 F CU 80 F FF 93 S FF 93 1-3 ② K		F FF 92 C SI 92 B CH 85 S FF 93 1 SAFE 1-3 ②③ K2-3-2 1-1			B SI 91 B SI 92 B FF 90 C SI 91 B SI 92 4-1 20 1B 28 2B BB		3	1	0	0	1	2	1
11 Ryan Zimmerman, R (1, 3) OBP: 0.305, SLG: 0.347	F FF 92 C SI 94 B SI 94 S FC 81 1-3 ③ K		B FF 92 B FF 93 B CU 78 C FF 91 C FC 82 X SI 93 3-2 ③ F8			C CU 76 B FF 91 F FF 91 B FF 91 F FF 91 X CU 78 2-2 ① G6-3		C SI 92 F FF 93 F FF 92 S SL 84 0-3 ② K		4	0	0	0	0	2	1
20 Daniel Murphy, L (1, 4) OBP: 0.452, SLG: 0.660		X SI 91 0-0 40 1B 31 1B 2B		B FF 91 C SI 91 B CH 86 B FC 83 F SI 90 X SI 92 3-2 8 HBP 1B		C SI 91 X SI 91 0-1 1B		F FF 92 D SL 84 X SI 92 1-1 1-2 28 2B 1B		4	2	4	0	0	0	0
28 Jayson Werth, R (1, 7) OBP: 0.292, SLG: 0.479		F FF 92 C SI 92 S FC 83 0-3 ① K		C FC 83 C SI 92 B FF 91 D FC 86 F CH 85 F FF 94 C CU 81 2-3 ① K		S FF 92 C FF 92 D CH 84 F FC 83 S FC 82 1-3 ② K		C FF 95 B FF 95 B CU 83 X SI 94 2-1 1-H 2-H 40 HR 2B		4	1	1	2	0	3	3
40 Wilson Ramos, R (1, 2) OBP: 0.360, SLG: 0.554		C SI 92 S FF 92 B SI 92 X FC 82 1-2 2-3 31 1B 1B		B FC 83 B SI 92 C CU 80 B SI 92 X SI 92 3-1 ② L9		X FC 84 0-0 ③ P6		X FF 94 0-0 2-H HR		4	1	2	2	0	0	2
8 Danny Espinosa, S (1, 6) OBP: 0.301, SLG: 0.259		B CU 79 L FF 90 F FC 82 D CU 80 D FC 81 C SI 92 3-3 ② K		1 SAFE B SI 91 B CU 78 C CU 79 H FF 90 3-1 1-2 HBP			C FF 90 S CU 78 S CU 80 0-3 ① K	C CU 81 S CU 82 C CU 82 0-3 ③ K		3	0	0	0	0	3	2
31 Max Scherzer, R (1, 1) OBP: 0.333, SLG: 0.400 45 Blake Treinen, R (6, 1) 10 Stephen Drew, L (7, PH) OBP: 0.129, SLG: 0.200 46 Oliver Pérez, L (7, 1) 27 Shawn Kelley, R (8, 1) 14 Chris Heisey, R (9, PH) OBP: 0.313, SLG: 0.621		S SI 92 X SI 92 0-1 1-2 3-H 1B		C FF 92 S FC 84 S FC 82 0-3 ③ K			C CU 77 S CH 83 F SI 91 B SI 92 B FC 83 F FF 93 S CU 81 2-3 ② K		F FF 96 C FF 96 B SL 86 B SL 86 C SI 96 2-3 ① K	2 0 1 0 0 0	0 0 0 0 0 0	1 0 0 0 0 0	1 0 0 0 0 0	0 0 0 0 0 0	1 0 1 0 0 1	2 0 0 0 0 0
Inning Stats	R: 1 H: 1 E: 0 LOB: 0 K: 2 BB: 0 S: 11 P: 16	R: 1 H: 3 E: 0 LOB: 2 K: 2 BB: 0 S: 13 P: 17	R: 0 H: 0 E: 0 LOB: 0 K: 1 BB: 0 S: 9 P: 14	R: 0 H: 1 E: 0 LOB: 2 K: 2 BB: 0 S: 14 P: 25	R: 0 H: 0 E: 0 LOB: 1 K: 1 BB: 1 S: 7 P: 12	R: 0 H: 1 E: 0 LOB: 1 K: 1 BB: 0 S: 11 P: 14	R: 0 H: 0 E: 0 LOB: 0 K: 2 BB: 0 S: 10 P: 13	R: 4 H: 3 E: 0 LOB: 0 K: 2 BB: 1 S: 15 P: 22	R: 0 H: 0 E: 0 LOB: 0 K: 2 BB: 0 S: 7 P: 10	1B: 5 SF: 0 2B: 3 SAC: 0 3B: 0 DP: 1 HR: 2 HBP: 1						

TOP	
AB	35
R	6
H	9
RBI	6
BB	2
SO	15
LOB	13

WP: 0 PA: 38
PB: 0
SB: 0
CS: 0

PITCHER		IP	WLS	BF	H	R	ER	SO	BB	IBB	HBP	BLK	WP	HR	S	P	ERA	WHIP
41 John Lackey, R ERA: 4.02	(1, 1)	7.0	W	28	6	2	2	11	1	0	1	0	0	1	75	111	2.57	1.000
33 Clayton Richard, L ERA: 9.82	(8, 1)	0.2		4	1	2	2	1	1	0	0	0	0	0	9	14	27.00	3.000
52 Justin Grimm, R ERA: 3.86	(8, 1)	0.1		3	2	2	2	1	0	0	0	0	0	1	6	8	54.00	6.000
56 Héctor Rondón, R ERA: 0.87	(9, 1)	1.0	S	3	0	0	0	2	0	0	0	0	0	0	7	10	0.00	0.000

PITCHER		IP	WLS	BF	H	R	ER	SO	BB	IBB	HBP	BLK	WP	HR	S	P	ERA	WHIP

Batter	1	2	3	4	5	6	7	8	9	AB	R	H	RBI	BB	SO	LOB
24 Dexter Fowler, S (1, 8) OBP: 0.455, SLG: 0.561	C FF 92 B FF 93 F FF 94 B CU 79 F CH 86 F CH 87 S FF 94 2-3 **K** ①	S CU 79 X FF 95 0-1 **P6** ③			C CH 83 C FF 93 X FF 94 0-2 **F7** ①	B SL 87 S SL 87 X SI 97 1-1 22 G4-6-3 **1B** 3-H				4	0	1	1	0	1	1
22 Jason Heyward, L (1, 9) OBP: 0.318, SLG: 0.263	C FF 94 S CH 86 B FF 94 B FC 89 B FF 94 B CH 86 4-2 44 PB **BB**		B CU 77 F FF 93 B CU 80 B FF 94 X FF 94 3-1 **P6** ①		B FF 93 B FC 90 X FF 94 2-0 18 HR **2B**	X SI 94 0-0 **G4-6-3** ②③ 1-2f				3	1	1	0	1	0	1
17 Kris Bryant, R (1, 7) OBP: 0.377, SLG: 0.477	B SL 85 F FF 93 S SL 86 1 SAFE B FF 95 S CH 85 2-3 **K** ②		C SL 85 F FF 93 B CH 86 S SL 84 1-3 **K** ②		S SL 86 B SL 86 S FF 93 F FF 96 D SL 83 F SL 85 B CH 85 C FF 94 3-3 **K** ②		B FF 93 X FF 92 1-0 **G4-3** ①			4	0	0	0	0	3	2
44 Anthony Rizzo, L (1, 3) OBP: 0.417, SLG: 0.653	B FF 94 C FF 94 B CU 78 B FF 94 F FF 95 X CH 86 3-2 **G4-3** ③ 1-2		C CU 78 X FF 94 0-1 **HR**		B CH 83 B CH 85 B FF 94 B FF 94 4-0 18 HR **BB**		B FF 92 C SL 80 B FF 90 B SL 80 B FF 91 4-1 18 PB 18 WP **BB**			2	2	1	1	2	0	1
18 Ben Zobrist, S (1, 4) OBP: 0.398, SLG: 0.489		B FF 93 C FF 94 B FC 90 F FF 94 B FF 94 B FF 95 4-2 2 HR **BB**	B FF 93 C CH 85 X CH 85 1-1 **HR**		X FF 94 0-0 **HR** 1-H 2-H		B SI 91 B FF 90 B FF 92 C FF 91 B SI 91 4-1 2 G6-4-3 **BB** 1-3			2	3	2	4	2	0	0
2 Tommy La Stella, L (1, 5) OBP: 0.420, SLG: 0.667		X FF 93 0-0 **HR** 1-H	X FF 93 0-0 **P5** ③		B FF 93 F FF 92 F CU 78 X SL 88 1-2 **3B**		X FF 92 0-0 **G6-4-3** ②③ 1-2f			4	1	2	2	0	0	2
9 Javier Báez, R (1, 6) OBP: 0.340, SLG: 0.444		C SL 85 S SL 86 S SL 86 0-3 **K** ①	C FF 93 B SL 86 S SL 83 F FF 94 F SL 83 S SL 87 1-3 **K** ①		C SL 83 F FF 94 F SL 83 S SL 84 0-3 **K** ③			C FF 91 B FF 92 F SL 83 B SL 85 X SL 83 2-2 **L4** ①		4	0	0	0	0	3	1
3 David Ross, R (1, 2) OBP: 0.360, SLG: 0.450		C FF 94 X SL 85 0-1 **G5-3** ②	B SL 83 S FF 93 B SL 83 X FF 94 2-1 **G3-1** ②			X SI 96 0-0 41 SH1-4 24 1B **2B**		C FF 91 X SL 84 0-1 **P4** ②		4	1	1	0	0	0	0
41 John Lackey, R (1, 1) OBP: 0.235, SLG: 0.188 33 Clayton Richard, L (8, 1) 52 Justin Grimm, R (8, 1) 68 Jorge Soler, R (8, PH) OBP: 0.282, SLG: 0.288 56 Héctor Rondón, R (9, 1)		B FF 92 B FF 93 C FF 94 S FF 94 X FF 94 2-2 **1B**	X FF 93 0-0 **G6-3** ③			B SI 94 X SI 96 1-0 **SH1-4** ① 2-3		B FF 92 S FF 92 B FF 94 S SL 85 C FF 93 2-3 **K** ③		2 0 0 1 0	0 0 0 0 0	1 0 0 0 0	0 0 0 0 0	0 0 0 1 0	0 0 0 0 0	0 0 0 0 0
Inning Stats	R: 0 E: 0 K: 2 S: 13 H: 0 LOB: 1 BB: 1 P: 24	R: 2 E: 0 K: 1 S: 13 H: 2 LOB: 1 BB: 1 P: 19	R: 2 E: 0 K: 1 S: 10 H: 2 LOB: 0 BB: 0 P: 15	R: 0 E: 0 K: 1 S: 8 H: 0 LOB: 0 BB: 0 P: 11	R: 3 E: 0 K: 2 S: 17 H: 3 LOB: 1 BB: 1 P: 27	R: 1 E: 0 K: 0 S: 5 H: 2 LOB: 0 BB: 0 P: 7	R: 0 E: 0 K: 0 S: 4 H: 0 LOB: 1 BB: 2 P: 13	R: 0 E: 0 K: 1 S: 8 H: 0 LOB: 0 BB: 0 P: 12		1B: 2 2B: 2 3B: 1 HR: 4	SF: 0 SAC: 1 DP: 2 HBP: 0			WP: 1 PB: 2 SB: 0 CS: 0	PA: 36	

PITCHER	IP	WLS	BF	H	R	ER	SO	BB	IBB	HBP	BLK	WP	HR	S	P	ERA	WHIP
31 Max Scherzer, R (1, 1) ERA: 4.6	5.0	L	25	7	7	7	7	3	0	0	0	0	4	61	96	12.60	2.000
45 Blake Treinen, R (6, 1) ERA: 3.75	1.0		4	2	1	1	0	0	0	0	0	0	0	5	7	9.00	2.000
46 Oliver Pérez, L (7, 1) ERA: 2.35	1.0		4	0	0	0	0	2	0	0	0	1	0	4	13	0.00	2.000
27 Shawn Kelley, R (8, 1) ERA:	1.0		3	0	0	0	1	0	0	0	0	0	0	8	12	0.00	0.000

PITCHER	IP	WLS	BF	H	R	ER	SO	BB	IBB	HBP	BLK	WP	HR	S	P	ERA	WHIP

BOTTOM

Washington Nationals @ Chicago Cubs

Wrigley Field, Chicago, IL

Fri May 06 2016, 1:23 PM - 4:08 PM CDT

Att. 39,206 - Partly Cloudy - 73 F

livebaseballscorecards.com

AB	30
R	8
H	9
RBI	8
BB	5
SO	8
LOB	8

Batter	1	2	3	4	5	6	7	8	9	AB	R	H	RBI	BB	SO	LOB
9 Ben Revere, L (1, 8) OBP: 0.167, SLG: 0.417	B FF 91 C FF 91 C SL 82 B CU 75 X FF 91 2-2 G4-3 ①		C FF 90 X FF 91 0-1 8 SH3-4 34 SF9 2B		B SL 83 B SL 82 D SL 83 C SI 92 F SL 84 X SL 83 3-2 G4-3 ② 2-3		C FF 89 B FF 91 B FF 90 X FF 90 2-1 11 FC5-4 3B		C FF 95 C SL 85 B SL 85 F FF 97 C FF 95 1-3 K ②	5	2	2	0	0	1	1
8 Danny Espinosa, S (1, 6) OBP: 0.299, SLG: 0.258	B SL 84 F FF 91 F FF 92 B SL 83 B SL 83 F SI 92 X FF 92 3-2 F8 ②		L SL 84 B CU 74 X FF 90 1-1 SH3-4 ① 2-3		D SI 91 B SL 83 S FF 91 X SL 84 2-1 34 BB 11 1B 1B 3-H		B SL 87 F SL 87 S SL 86 F FF 92 S CU 79 1-3 K ①		X FF 95 0-0 G5-3 ③	4	1	1	1	0	1	1
34 Bryce Harper, L (1, 9) OBP: 0.400, SLG: 0.633	B SL 83 C FF 93 B SL 86 B CU 77 B SL 85 4-1 11 WP BB		S CU 76 F SL 84 X CU 77 0-2 SF9 ② 3-H		1 SAFE B FF 91 B FF 91 B CU 76 C SI 91 B SI 91 4-1 11 1B BB 1-2		I IN 77 I IN 80 I IN 80 I IN 81 4-0 11 FC5-4 IBB			0	0	0	1	3	0	0
11 Ryan Zimmerman, R (1, 3) OBP: 0.303, SLG: 0.343	1 SAFE 1 SAFE 1 SAFE C FF 92 B CU 77 F FF 92 B CU 78 B SL 84 F SL 84 3-2 X SL 83 G6-3 ③ 1-2		B SL 83 X FF 91 1-0 P4 ③		B CU 76 X FF 91 1-0 1-3 2-H 1B		C CU 79 B FF 92 S SL 88 F SL 87 B FF 92 X CH 85 2-2 FC5-4 ② 1-2f 3-H			4	0	1	2	0	0	2
28 Jayson Werth, R (1, 7) OBP: 0.282, SLG: 0.459		C FF 90 C CU 74 S CU 74 0-3 K ①	C SL 82 F FF 91 X CU 75 0-2 G3-1 ①		C SL 83 F CU 76 X CU 76 0-2 F7 ③		C FF 93 B SL 88 X SL 88 1-1 L8 ③			4	0	0	0	0	1	3
6 Anthony Rendon, R (1, 5) OBP: 0.290, SLG: 0.311		B FF 91 B SL 83 X SL 84 2-0 F8 ②	B FF 91 B FF 91 C SL 82 S SL 84 X SI 93 2-2 G4-3 ②		B FF 91 F FF 90 B FF 90 B FF 90 B FF 91 4-1 10 S 10 2B BB		B FF 93 C SL 81 C SL 81 S SL 81 1-3 K ①			3	1	0	0	1	1	0
10 Stephen Drew, L (1, 4) OBP: 0.171, SLG: 0.265 73 Felipe Vázquez, L (8, 1)		C CU 76 B CU 75 L FF 91 F CU 76 X FF 92 1-2 59 BB 1B	B CH 85 C SL 84 S CH 85 B CU 76 S CU 76 2-3 K ③		1 SAFE B FF 90 S SL 82 X FF 91 1-1 59 G3 47 FC2-5-2/5-4 1-H 2B		B SL 78 S SL 81 B SL 82 F SI 94 S SL 82 2-3 K ②			4 0	0 0	2 0	1 0	0 0	2 0	0 0
59 Jose Lobaton, S (1, 2) OBP: 0.317, SLG: 0.235 40 Wilson Ramos, R (8, PH) OBP: 0.355, SLG: 0.547 (8, 2)		B FF 91 F SL 83 1 SAFE F FF 91 F SL 82 D CU 75 D SI 92 B SI 92 4-2 1-2 BB		C SI 90 B CH 84 B FF 91 B SL 83 B SI 90 4-1 9 G4-3 47 SH1-4 8 1B BB		B CH 81 X SI 88 1-0 G3 ① 2-3		S FF 94 C SL 81 B SL 81 S SL 82 1-3 K ③		1 1	1 0	0 0	0 0	2 0	0 1	1 0
47 Gio González, R (1, 1) OBP: 0.111, SLG: 0.125 45 Blake Treinen, R (6, 1) 36 Sammy Solís, R (6, 1) 27 Shawn Kelley, R (7, 1) 20 Daniel Murphy, L (8, 4) OBP: 0.448, SLG: 0.654		F FF 91 S SL 83 S SL 83 0-3 K ③			L SL 83 S CU 76 D SL 83 X CU 75 1-2 SH1-4 ① 1-2	B SI 90 B FF 89 X SI 89 2-0 FC2-5-2-5-4 ②③ 3-H			B FF 94 X FF 94 1-0 F7 ①	2 0 0 0 1	0 0 0 0 0	0 0 0 0 0	0 0 0 0 0	0 0 0 0 0	1 0 0 0 0	3 0 0 0 0
Inning Stats	R: 0 E: 0 K: 0 S: 12 H: 0 LOB: 1 BB: 1 P: 24	R: 0 E: 0 K: 2 S: 14 H: 1 LOB: 2 BB: 1 P: 21	R: 1 E: 0 K: 0 S: 8 H: 1 LOB: 0 BB: 0 P: 10	R: 0 E: 0 K: 1 S: 9 H: 0 LOB: 0 BB: 0 P: 13	R: 2 E: 0 K: 0 S: 14 H: 2 LOB: 2 BB: 2 P: 29	R: 1 E: 0 K: 0 S: 5 H: 1 LOB: 0 BB: 1 P: 13	R: 1 E: 0 K: 1 S: 12 H: 1 LOB: 1 BB: 1 P: 22	R: 0 E: 0 K: 3 S: 9 H: 0 LOB: 0 BB: 0 P: 13	R: 0 E: 0 K: 1 S: 6 H: 0 LOB: 0 BB: 0 P: 8	1B: 3 2B: 3 3B: 1 HR: 0	SF: 1 SAC: 2 DP: 1 HBP: 0			WP: 1 PB: 0 SB: 1 CS: 0	PA: 38		

PITCHER		IP	WLS	BF	H	R	ER	SO	BB	IBB	HBP	BLK	WP	HR	S	P	ERA	WHIP
39 Jason Hammel, R ERA: 1.85	(1, 1)	5.0		23	4	3	3	3	4	0	0	0	1	0	57	97	5.40	1.600
40 Spencer Patton, R ERA:	(6, 1)	0.0		2	1	1	1	0	1	0	0	0	0	0	3	8	∞	∞
33 Clayton Richard, L ERA: 7.71	(6, 1)	1.0		2	0	0	0	0	0	0	0	0	0	0	2	5	0.00	0.000
37 Travis Wood, L ERA: 5.63	(7, 1)	0.0		1	1	1	1	0	0	0	0	0	0	0	2	4	∞	∞
43 Adam Warren, R ERA: 1.59	(7, 1)	1.0	W	4	0	0	0	1	0	1	0	0	0	0	10	18	0.00	0.000
46 Pedro Strop, R ERA: 2.03	(8, 1)	1.0	H	3	0	0	0	3	0	0	0	0	0	0	9	13	0.00	0.000
56 Héctor Rondón, R ERA: 0.79	(9, 1)	1.0	S	3	0	0	0	1	0	0	0	0	0	0	6	8	0.00	0.000

TOP

Washington Nationals @ Chicago Cubs

Wrigley Field, Chicago, IL

Sat May 07 2016, 3:07 PM - 6:38 PM CDT

Att. 40,471 - Sunny - 51 F

livebaseballscorecards.com

AB	29
R	5
H	6
RBI	5
BB	6
SO	8
LOB	11

Batter	1	2	3	4	5	6	7	8	9	AB	R	H	RBI	BB	SO	LOB
24 Dexter Fowler, S (1, 8) OBP: 0.460, SLG: 0.578	F SI 88 X CH 82 0-1 ① L7		B CU 73 S SI 90 F SI 88 B CU 75 F FF 90 X CH 82 2-2 2-H 3B		B CU 76 C CU 74 F SI 89 X CU 76 1-2 2-3 1B	B CH 85 F SI 94 B SI 92 X CH 86 2-1 ③ F8		B FF 94 B FF 95 B FF 94 C FF 94 B FF 94 4-1 44 HBP 22 BB 18 1B BB		4	1	2	1	1	0	2
22 Jason Heyward, L (1, 9) OBP: 0.313, SLG: 0.253	C FF 89 C FF 90 F FF 89 B CU 77 B FF 91 F FF 90 B SI 91 F SI 90 S FF 90 3-3 ② K		C SI 90 B SI 89 F CH 88 X SI 90 1-2 ③ G3		C SI 89 B SI 90 B SI 89 F SI 90 X SI 89 2-2 ③ G4-3		C SI 92 F SI 92 F SI 93 B SI 94 F KC 82 F SI 93 T SI 94 1-2 ① K	1 SAFE B FF 96 B FF 95 B FF 95 C FF 94 B FF 95 4-1 18 1B 44 HBP 1-2 BB		4	0	0	0	1	2	3
17 Kris Bryant, R (1, 5) OBP: 0.378, SLG: 0.495 (7, 7)	B FF 90 F FF 90 B CU 76 S CH 83 X FF 91 2-2 ③ F8			C CU 74 S CH 83 X FF 90 0-2 HR		X FF 89 0-0 ① L8	B CH 86 B CH 87 B SI 88 B SI 94 4-0 44 2B 27 2B BB	C FF 95 S CH 87 S CH 89 0-3 ① K		4	2	1	1	1	1	2
44 Anthony Rizzo, L (1, 3) OBP: 0.424, SLG: 0.657		B CH 86 C CH 87 B CH 86 B FF 88 C FF 88 X FF 89 3-2 ① P5		B CU 73 B FF 88 C SI 88 C FF 88 F CU 75 X FF 89 2-2 ① G5-3		X CH 87 0-0 68 1B 18 SH1-3 27 1B 1B	1 SAFE 1 SAFE C SI 92 B SI 92 F SI 93 B SI 91 X SI 93 2-2 1-3 27 2B 2B	B FF 96 C SL 84 B SL 83 H SL 80 3-1 18 1B 1-2 2-3 HBP		4	2	2	0	0	0	0
18 Ben Zobrist, S (1, 4) OBP: 0.402, SLG: 0.485		C SI 90 B SI 89 B CH 82 X SI 90 2-1 ② G6-3		F FF 90 B SI 90 B CU 75 X SI 89 2-1 ② F9		C FF 89 B SI 88 X CH 81 1-1 ② SH1-3 1-2	I IN 77 I IN 78 I IN 77 I IN 76 4-0 27 2B IBB	S FF 96 D CH 89 B FF 96 X FF 95 2-1 1-2 2-3 3-H 1B		3	0	1	1	1	0	0
68 Jorge Soler, R (1, 7) OBP: 0.284, SLG: 0.290 3 David Ross, R (7, 2) OBP: 0.346, SLG: 0.429		X SI 89 0-0 ③ G6-3		F SI 89 B CH 84 X CH 82 1-1 ③ F8		C CU 74 B FF 90 X CU 76 1-1 2 BB 27 1B 51 1B 2-3 1B	C FF 90 C FF 92 F FF 92 F FF 93 D SL 82 X SL 84 1-2 ② L4	S FF 95 S CH 88 S CH 88 0-3 ② K		3 2	1 0	1 0	0 0	0 0	0 1	0 6
27 Addison Russell, R (1, 6) OBP: 0.363, SLG: 0.355			C FF 89 X CU 75 0-1 ① G3-1		B CH 87 C CH 81 T FF 88 F CU 76 B FF 89 F CH 81 F SI 90 B FF 90 B SI 91 4-2 24 1B 39 SH2-4 BB	F SI 90 B SI 90 X CH 83 1-1 2 BB 51 1B 1-2 3-H 1B	S SL 82 B SL 83 B SL 82 C FF 92 X FF 93 2-2 9 FC5 1-3 2-H 3-H 2B	S FF 97 S SL 85 B FF 97 S CH 90 1-3 ③ K		4	1	2	3	1	1	3
15 Tim Federowicz, R (1, 2) OBP: 0.267, SLG: 0.286 2 Tommy La Stella, L (6, PH) OBP: 0.442, SLG: 0.667 (7, 5) 46 Pedro Strop, R (8, 1) 56 Héctor Rondón, R (9, 1)			C SI 89 B FF 90 S CU 74 B CH 82 F CH 82 B FF 90 F CH 83 F SI 90 X FF 90 3-2 39 SH1-4 24 3B 1B		1 SAFE C CH 82 F SI 89 1 SAFE C CH 88 0-3 ① K	B FF 95 D SL 85 B SL 85 B SI 96 4-0 51 1B 1-2 2-3 BB	I I I I 4-0 9 FC5 IBB			2 0 0 0	1 0 0 0	1 0 0 0	0 0 0 0	1 2 0 0	1 0 0 0
39 Jason Hammel, R (1, 1) OBP: 0.231, SLG: 0.308 40 Spencer Patton, R (6, 1) 33 Clayton Richard, L (6, 1) 51 Ryan Kalish, L (6, PH) OBP: 0.500, SLG: 0.400 37 Travis Wood, R (7, 1) 43 Adam Warren, R (7, 1) 9 Javier Báez, R (7, PH) OBP: 0.333, SLG: 0.435 (8, 5)			L SI 88 B SI 88 1 SAFE X FF 86 1-1 ② SH1-4 1-2		X CH 87 0-0 ② SH2-4 1-2	B KC 80 C SI 94 B SI 94 F SI 94 F SI 94 X SI 93 2-2 1-2 2-H 3-H 1B	X SL 82 0-0 ③ FC5 1-2 2-3f			0 0 0 1 0 0 1	0 0 0 0 0 0 0	0 0 0 1 0 0 0	0 0 0 2 0 0 0	0 0 0 0 0 0 0	0 0 0 0 0 0 3	0 0 0 0 0 0 0
Inning Stats	R: 0 E: 0 K: 1 S: 11 H: 0 LOB: 0 BB: 0 P: 16	R: 0 E: 0 K: 0 S: 6 H: 0 LOB: 0 BB: 0 P: 11	R: 1 E: 0 K: 0 S: 17 H: 2 LOB: 1 BB: 0 P: 24	R: 1 E: 0 K: 0 S: 11 H: 1 LOB: 0 BB: 0 P: 16	R: 0 E: 0 K: 1 S: 15 H: 1 LOB: 2 BB: 1 P: 22	R: 3 E: 0 K: 0 S: 14 H: 4 LOB: 2 BB: 1 P: 25	R: 2 E: 0 K: 1 S: 18 H: 2 LOB: 3 BB: 3 P: 36	R: 1 E: 0 K: 3 S: 14 H: 1 LOB: 3 BB: 2 P: 28		1B: 7 2B: 2 3B: 1 HR: 1 SF: 0 SAC: 3 DP: 0 HBP: 1					

BOTTOM

Washington Nationals @ Chicago Cubs

Wrigley Field, Chicago, IL

Sat May 07 2016, 3:07 PM - 6:38 PM CDT

Att. 40,471 - Sunny - 51 F

livebaseballscorecards.com

AB	32
R	8
H	11
RBI	8
BB	7
SO	6
LOB	20

WP: 0 PA: 43
PB: 0
SB: 0
CS: 0

PITCHER		IP	WLS	BF	H	R	ER	SO	BB	IBB	HBP	BLK	WP	HR	S	P	ERA	WHIP
47 Gio González, L ERA: 2.19	(1, 1)	5.2		25	7	5	5	2	1	0	0	0	0	1	68	100	7.94	1.412
45 Blake Treinen, R ERA: 3.75	(6, 1)	0.0		1	0	0	0	0	1	0	0	0	0	0	0	4	∞	∞
36 Sammy Solís, L ERA: 5.79	(6, 1)	0.2	L	6	2	2	2	1	1	1	0	0	0	0	15	30	27.00	4.500
27 Shawn Kelley, R ERA:	(7, 1)	0.2		4	1	0	0	0	0	1	0	0	0	0	9	16	0.00	1.500
73 Felipe Vázquez, L ERA: 5.06	(8, 1)	1.0		7	1	1	1	3	2	0	1	0	0	0	14	28	9.00	3.000

PITCHER	IP	WLS	BF	H	R	ER	SO	BB	IBB	HBP	BLK	WP	HR	S	P	ERA	WHIP

Batter	1	2	3	4	5	6	7	8	9	10	11	12	13	AB	R	H	RBI	BB	SO	LOB
9 Ben Revere, L (1, 8) OBP: 0.263, SLG: 0.353 (11, 7)	B FF 94 C SI 95 F SL 90 B CU 81 S SL 91 2-3 K ①	X SI 94 0-0 FC1-4-6 ③ 1-2f	B SI 94 C SL 89 D CU 81 X SI 94 2-1 L7 ①	B SI 92 B SI 92 C SI 91 B SI 89 B SI 92 4-1 6 G5-3 BB		B SI 90 B SI 90 C SI 89 X SI 90 2-1 G4-3 ①		B FF 92 C SL 87 B FF 92 B FF 93 B FF 93 4-1 34 IBB BB		C FF 94 S CU 84 X CU 83 0-2 34 IBB 6 BB 1B		5	0	1	0	2	1	5
6 Anthony Rendon, R (1, 5) OBP: 0.290, SLG: 0.304	X SI 95 0-0 34 BB 1B	C FF 94 C FF 94 B SL 87 S CU 81 1-3 K2-3 ①	F SI 94 X SI 94 0-1 G4-3 ② 1-2 2-3 3-H	X SI 93 0-0 G5-3 ① 1-2		C SI 88 C SI 92 B SI 91 B SI 92 X CH 80 2-2 F7 ②		C SL 89 C FF 92 B FF 94 X SL 89 1-2 F7 ②		D FF 93 B FF 95 1 SAFE B SL 82 1 SAFE B FF 95 4-0 34 IBB 1-2 BB		6	0	1	1	1	1	5
34 Bryce Harper, L (1, 9) OBP: 0.432, SLG: 0.633	B SI 96 1 SAFE B SI 97 B SL 92 B FF 96 4-0 1-2 BB	C SI 94 B CH 90 B CH 89 B SL 86 B SI 94 4-1 11 2B BB	I IN 78 I IN 80 I IN 79 I IN 80 4-0 IBB	H KC 80 1-0 HBP		B SI 90 B SI 89 C FF 92 B FF 93 B SI 91 4-1 BB		I IN 76 I IN 77 I IN 78 I IN 77 4-0 1-2 2-3 IBB		I IN 67 I IN 72 I IN 72 I IN 68 4-0 1-2 2-3 IBB		0	1	0	0	6	0	0
11 Ryan Zimmerman, R (1, 3) OBP: 0.293, SLG: 0.340	C SL 92 F CU 81 C SI 95 0-3 K ②	C FF 95 X CU 81 0-1 20 G4-3 1-H 2B	C CU 81 F CU 80 F SI 94 D CU 81 S SI 94 1-3 K ③	C KC 80 F CH 82 B SI 93 D KC 81 X CH 83 2-2 L9 ②		1 SAFE S KC 86 1 SAFE B FF 92 B SI 91 X SI 91 2-1 G3 ③		C CU 80 X SL 88 0-1 L7 ③		B CU 81 C CU 81 C CU 82 F CU 84 X SL 84 1-2 G5-3 ③		7	0	1	1	0	2	14
20 Daniel Murphy, L (1, 4) OBP: 0.439, SLG: 0.640	B CU 81 B SI 96 F SL 90 B SL 91 F SI 96 F SL 91 X CU 81 3-2 F9 ③	B SI 94 B SL 88 B SI 95 C SI 94 F SI 94 F SI 94 X CH 89 3-2 G4-3 ② 2-3	B SI 93 C FF 94 F SI 94 F CU 80 X SL 86 1-2 28 F8 40 1B 2B	B KC 79 B FF 93 X KC 78 2-0 F7 ③					X SL 88 0-0 28 G6-4-3 1B		B CU 81 B CU 82 B FF 93 X FF 93 3-0 F9 ①	B FF 87 B SI 89 X SI 89 2-0 G6-3 ①		7	1	2	0	0	0	5
28 Jayson Werth, R (1, 7) OBP: 0.267, SLG: 0.433		B SI 94 B FF 93 C SL 88 S SL 87 X SI 94 2-2 G5-3 ①	F SL 89 X CU 81 0-1 G2-3 ③	C SI 94 F SI 94 X SL 87 0-2 F8 ① 2-3		C SI 88 C SI 91 S KC 79 0-3 K ①			S FF 92 C SI 91 B SL 90 X CH 84 1-2 G6-4-3 ① ② 1-2f		F FF 94 T CU 84 X FF 94 0-2 F9 ②	F FF 90 X FF 89 0-1 P2 ②		6	0	0	0	0	1	3
58 Jonathan Papelbon, R (11, 1)														0	0	0	0	0	0	0
14 Chris Heisey, R (13, PH) OBP: 0.303, SLG: 0.600														1	0	0	0	0	0	0
59 Jose Lobaton, S (13, 2) OBP: 0.317, SLG: 0.235														0	0	0	0	0	0	0
40 Wilson Ramos, R (1, 2) OBP: 0.373, SLG: 0.543		C SL 89 S SI 95 B CU 80 B SI 95 F SL 90 B SI 96 F SL 90 F CH 89 B SL 90 4-2 57 WP BB	X SL 89 0-0 57 WP 8 1B 6 G4-3 1B	S SI 94 B SI 93 X FF 93 1-1 3-H 1B		C KC 77 B KC 80 C KC 78 B KC 80 B SI 91 F CH 83 X SI 92 3-2 G1-3 ②		X SL 88 0-0 G1-3 ③		B CU 83 C CU 83 X CU 83 1-1 G6-3 ③		B FF 90 X CU 74 1-0 8 HBP 1B		6	1	3	1	1	0	0
41 Joe Ross, R (13, PR) OBP: 0.429, SLG: 0.364														0	0	0	0	0	0	0
45 Blake Treinen, R (13, 1)														0	0	0	0	0	0	0
8 Danny Espinosa, S (1, 6) OBP: 0.316, SLG: 0.284	C CU 80 D CH 90 C SI 95 S CH 89	1-3 K ②	X SI 92 0-0 6 G4-3 57 E 1-2 1B	C CU 76 F CH 86 S CU 79 0-3 K ②		B SI 88 B CH 83 C KC 78 B FF 92 X SI 91 3-1 2B				B FF 93 B SL 87 C FF 92 S FF 93 X SL 89 3-2 34 IBB 52 SH3-4 1B		X CU 82 0-0 F8 ①	B FF 88 C SI 86 C FF 90 F FF 90 H FC 82 2-2 1-2 HBP	6	0	3	0	0	2	2
57 Tanner Roark, R (1, 1)																				
10 Stephen Drew, L (7, PH) OBP: 0.167, SLG: 0.257	B FF 93 S SI 93 F SL 88 B SI 94 S SL 88 2-3 K 9 C1-4-6 1-3	B X SL 88 1-0 E1 6 G4-3 1-2 2-3	C SI 92 C SI 92 X SI 94 0-2 G1-3 ③	B KC 80 B KC 79 S KC 79 C KC 80 F KC 80 F SI 91 S KC 80 2-3 K ③		B SL 88 L FF 92 X SL 88 1-1 SH3-4 ① 1-2		B FF 95 B CU 84 S FF 94 C SU 83 2-1 G6-3 ②	C SI 90 C FF 90 B FF 90 B FF 92 2 SAFE X CH 76 2-2 L8 ③		3	0	0	0	0	1	4
46 Oliver Pérez, L (7, 1)														1	0	0	0	0	1	1
52 Yusmeiro Petit, R (7, 1)														0	0	0	0	0	0	0
3 Michael Taylor, R (11, 8) OBP: 0.218, SLG: 0.298														0	0	0	0	0	0	0
														2	0	0	0	0	0	2
Inning Stats	R: 0 E: 0 K: 2 S: 11 H: 1 LOB: 2 BB: 1 P: 20	R: 0 E: 0 K: 2 S: 15 H: 0 LOB: 2 BB: 1 P: 24	R: 1 E: 0 K: 1 S: 12 H: 1 LOB: 1 BB: 1 P: 20	R: 1 E: 1 K: 1 S: 11 H: 2 LOB: 3 BB: 1 P: 19	R: 1 E: 0 K: 1 S: 15 H: 2 LOB: 1 BB: 0 P: 17	R: 0 E: 0 K: 0 S: 6 H: 0 LOB: 2 BB: 1 P: 15	R: 0 E: 0 K: 2 S: 14 H: 1 LOB: 1 BB: 0 P: 22	R: 0 E: 0 K: 0 S: 8 H: 0 LOB: 1 BB: 1 P: 18	R: 0 E: 0 K: 0 S: 5 H: 1 LOB: 0 BB: 0 P: 6	R: 0 E: 0 K: 0 S: 11 H: 1 LOB: 3 BB: 2 P: 24	R: 0 E: 0 K: 0 S: 6 H: 0 LOB: 0 BB: 0 P: 10	R: 0 E: 0 K: 0 S: 10 H: 1 LOB: 3 BB: 2 P: 21	R: 0 E: 0 K: 0 S: 10 H: 1 LOB: 2 BB: 0 P: 17	1B: 8 2B: 3 3B: 0 HR: 0	SF: 0 SAC: 1 DP: 1 HBP: 2	WP: 3 PB: 0 SB: 0 CS: 0	PA: 63		

PITCHER	IP	WLS	BF	H	R	ER	SO	BB	IBB	HBP	BLK	WP	HR	S	P	ERA	WHIP
49 Jake Arrieta, R (1, 1) ERA: 1.13	5.0		27	6	3	2	7	3	1	0	0	2	0	64	100	3.60	1.800
53 Trevor Cahill, R (6, 1) ERA: 2.92	3.0		13	1	0	0	2	2	0	1	0	0	0	28	55	0.00	1.000
43 Adam Warren, R (9, 1) ERA: 1.35	2.0		9	2	0	0	0	1	1	0	0	0	0	16	30	0.00	1.500
52 Justin Grimm, R (11, 1) ERA: 3.18	2.0		9	1	0	0	0	1	1	0	0	0	0	16	31	0.00	1.000
37 Travis Wood, L (13, 1) ERA: 5.0	1.0	W	5	1	0	0	0	0	0	1	0	0	0	10	17	0.00	1.000

PITCHER	IP	WLS	BF	H	R	ER	SO	BB	IBB	HBP	BLK	WP	HR	S	P	ERA	WHIP

Washington Nationals @ Chicago Cubs

Wrigley Field, Chicago, IL

Sun May 08 2016, 1:23 PM - 6:15 PM CDT

Att. 41,233 - Sunny - 61 F

TOP

livebaseballscorecards.com

AB	50
R	3
H	11
RBI	3
BB	10
SO	9
LOB	41

Batter	1	2	3	4	5	6	7	8	9	10	11	12	13	AB	R	H	RBI	BB	SO	LOB
24 Dexter Fowler, S OBP: 0.462, SLG: 0.575	(1, 8)													4	1	1	0	0	1	1
22 Jason Heyward, L OBP: 0.317, SLG: 0.260	(1, 9)													5	0	2	0	0	0	3
17 Kris Bryant, R OBP: 0.383, SLG: 0.504	(1, 5) (7, 7)													6	0	3	2	0	1	3
44 Anthony Rizzo, L OBP: 0.420, SLG: 0.640	(1, 3)													6	0	2	0	0	1	5
18 Ben Zobrist, S OBP: 0.406, SLG: 0.475	(1, 4)													4	1	1	0	2	0	2
68 Jorge Soler, R OBP: 0.274, SLG: 0.278	(1, 7)													3	0	0	0	0	2	5
3 David Ross, R OBP: 0.327, SLG: 0.400	(7, 2)													3	0	0	0	0	0	2
27 Addison Russell, R OBP: 0.361, SLG: 0.354	(1, 6)													6	0	2	0	0	1	2
15 Tim Federowicz, R OBP: 0.235, SLG: 0.250	(1, 2)													2	0	0	0	0	1	0
2 Tommy La Stella, L OBP: 0.444, SLG: 0.600	(6, PH) (7, 5)													2	0	1	0	0	0	2
43 Adam Warren, R	(8, 1)													0	0	0	0	0	0	0
39 Jason Hammel, R OBP: 0.214, SLG: 0.286	(10, PH)													1	0	0	0	0	1	2
52 Justin Grimm, R	(11, 1)													0	0	0	0	0	0	0
37 Travis Wood, R	(13, 1)													1	0	0	0	0	1	0
49 Jake Arrieta, R OBP: 0.333, SLG: 0.438	(1, 1)													1	0	0	0	0	1	0
51 Ryan Kalish, L OBP: 0.571, SLG: 0.400	(5, PH)													0	0	0	0	1	0	0
53 Trevor Cahill, R OBP: 1.000, SLG: 1.000	(6, 1)													1	1	1	0	0	0	0
9 Javier Báez, R OBP: 0.333, SLG: 0.490	(8, PH) (9, 5)													3	1	1	1	0	0	3
Inning Stats	R: 0 E: 0 K: 1 S: 13 H: 1 LOB: 3 BB: 1 P: 24		R: 0 E: 0 K: 2 S: 7 H: 0 LOB: 0 BB: 0 P: 12	R: 0 E: 0 K: 1 S: 9 H: 1 LOB: 1 BB: 0 P: 15	R: 1 E: 1 K: 1 S: 10 H: 0 LOB: 0 BB: 0 P: 16	R: 0 E: 0 K: 1 S: 15 H: 0 LOB: 1 BB: 1 P: 26	R: 0 E: 0 K: 1 S: 11 H: 2 LOB: 2 BB: 0 P: 17	R: 2 E: 0 K: 0 S: 10 H: 2 LOB: 1 BB: 0 P: 17	R: 0 E: 0 K: 0 S: 11 H: 1 LOB: 1 BB: 0 P: 14	R: 0 E: 0 K: 1 S: 9 H: 2 LOB: 1 BB: 0 P: 15	R: 0 E: 0 K: 1 S: 13 H: 2 LOB: 2 BB: 0 P: 19	R: 0 E: 0 K: 0 S: 11 H: 2 LOB: 1 BB: 0 P: 14	R: 0 E: 0 K: 0 S: 10 H: 0 LOB: 0 BB: 1 P: 17	R: 1 E: 0 K: 1 S: 6 H: 1 LOB: 0 BB: 0 P: 9	1B: 11 2B: 2 3B: 0 HR: 1 SF: 0 SAC: 1 DP: 1 HBP: 2	WP: 2 PB: 0 SB: 2 CS: 0 PA: 54						

PITCHER		IP	WLS	BF	H	R	ER	SO	BB	IBB	HBP	BLK	WP	HR	S	P	ERA	WHIP
57 Tanner Roark, R ERA: 2.03	(1, 1)	6.0		26	4	1	0	7	2	0	1	0	2	0	65	110	0.00	1.000
46 Oliver Pérez, L ERA: 4.5	(7, 1)	0.1	H	3	1	2	2	0	0	0	1	0	0	0	5	9	54.00	3.000
52 Yusmeiro Petit, R ERA: 1.93	(7, 1)	3.2	B	16	6	0	0	2	0	0	0	0	0	0	38	56	0.00	1.636
58 Jonathan Papelbon, R ERA: 3.86	(11, 1)	2.0		7	2	0	0	0	1	0	0	0	0	0	21	31	0.00	1.500
45 Blake Treinen, R ERA: 4.38	(13, 1)	0.1	L	2	1	1	1	1	0	0	0	0	0	1	6	9	27.00	3.000

PITCHER	IP	WLS	BF	H	R	ER	SO	BB	IBB	HBP	BLK	WP	HR	S	P	ERA	WHIP

BOTTOM

Washington Nationals @ Chicago Cubs

Wrigley Field, Chicago, IL

Sun May 08 2016, 1:23 PM - 6:15 PM CDT

Att. 41,233 - Sunny - 61 F

livebaseballscorecards.com

AB	48
R	4
H	14
RBI	3
BB	3
SO	10
LOB	30

Detroit Tigers @ Washington Nationals

Nationals Park, Washington, DC

Mon May 09 2016, 7:10 PM - 10:06 PM EDT

Att. 27,153 - Overcast - 63 F

TOP

livebaseballscorecards.com

Batter	1	2	3	4	5	6	7	8	9	AB	R	H	RBI	BB	SO	LOB
3 Ian Kinsler, R (1, 4) OBP: 0.345, SLG: 0.481	B FF 95 B FF 96 B FF 96 B FF 94 4-0 24 G5-3 9 HR BB		C SL 90 F SI 95 B CH 89 B CH 89 X FF 96 2-2 ② L8		C FF 93 X CU 82 0-1 28 HR 1B		C SL 89 F SL 89 B CH 90 T FF 97 1-2 ② K		X SL 80 0-0 ③ P3	4	2	1	0	1	1	0
28 J.D. Martinez, R (1, 9) OBP: 0.311, SLG: 0.385	C FF 96 B SL 90 B FF 96 C FF 96 1 SAFE S CH 89 2-3 ① K		X CU 81 0-0 24 1B 1B		B FF 94 B FF 95 F SI 94 1 SAFE 1 SAFE B SL 89 X FF 95 3-1 1-H HR		B FF 96 B SL 90 C FF 96 B CH 89 S SL 89 S FF 96 3-3 ③ K			4	1	2	2	0	2	1
24 Miguel Cabrera, R (1, 3) OBP: 0.366, SLG: 0.450	B FF 96 S SL 89 X FF 95 1-1 ② G5-3 1-2		B CH 88 X SL 90 1-0 1-2 1B		S FF 95 X FF 94 0-1 ① G6-3			B CU 78 B SL 87 B SL 86 B SI 93 4-0 8 A4 D8 9 1B BB		3	0	1	0	1	0	1
9 Nick Castellanos, R (1, 5) OBP: 0.397, SLG: 0.620	B SL 88 C FF 96 X FF 95 1-1 2-H HR		C FF 95 B FF 95 F FF 95 S CH 89 1-3 ③ K		S SL 90 B FF 96 X SL 89 1-1 ② P3			X SI 96 0-0 8 A4 D8 1-2 1B		4	1	2	2	0	1	2
8 Justin Upton, R (1, 7) OBP: 0.267, SLG: 0.325	S SL 88 F FF 94 C CU 80 0-3 ③ K			C FF 95 X FF 94 0-1 ① F8	B SL 88 B FF 93 S SL 88 C FF 96 S FF 95 2-3 ③ K			D SI 96 C SL 87 B SI 96 C SL 85 C SI 96 2-3 ①② 1-2 2-3		4	0	0	0	0	3	2
34 James McCann, R (1, 2) OBP: 0.156, SLG: 0.100 41 Victor Martinez, S (8, PH) OBP: 0.377, SLG: 0.553 17 Andrew Romine, S (8, PR) OBP: 0.250, SLG: 0.077 (8, 8)		X FF 94 0-0 ① G5-3		C SL 90 B SL 90 F FF 96 B CU 80 B FF 94 S FF 96 3-3 ② K		C FF 93 F FF 93 F CH 88 S SL 89 0-3 ① K		I IN 80 I IN 82 I IN 82 I IN 81 4-0 IBB		3 0 0	0 0 0	0 0 0	0 0 0	0 1 0	2 0 0	0 0 0
12 Anthony Gose, L (1, 8) OBP: 0.298, SLG: 0.357 39 Jarrod Saltalamacchia, (8, PH) OBP: 0.300, SLG: 0.549 (8, 2)		B FF 94 B CH 87 F FF 95 C CH 89 B CH 89 T FF 96 3-2 ② K		X FF 96 0-0 2B	S CH 88 B CH 87 F FF 95 B CH 87 C CH 88 2-3 ② K			B FF 95 B FF 94 F FF 95 S FF 95 B FF 96 S CH 88 3-3 ③ K		3 1	0 0	1 0	0 0	0 0	2 1	0 2
1 Jose Iglesias, R (1, 6) OBP: 0.308, SLG: 0.263		C FF 95 X CU 80 0-1 ③ G5-3		I IN 76 I IN 77 I IN 73 I IN 77 4-0 IBB	B FF 94 B SL 88 C FF 94 F FF 95 X SI 95 2-2 ③ G1-3				B FF 93 F FF 94 B FF 95 C CH 86 X FF 96 2-2 ① P2	3	0	0	0	1	0	0
19 Aníbal Sánchez, R (1, 1) 56 Kyle Ryan, L (7, 1) 30 Alex Wilson, R (7, 1) 14 Mike Aviles, R (9, PH) OBP: 0.226, SLG: 0.143 21 Mark Lowe, L (9, 1)			B FF 95 C FF 94 F FF 95 F SL 88 B CU 81 X FF 95 2-2 ① F9	X FF 93 0-0 ③ B5-3			C FF 94 C CU 80 S FF 94 0-3 ① K		C CH 88 F FF 95 T CH 86 0-2 ② K	3 0 0 1 0	0 0 0 0 0	0 0 0 0 0	0 0 0 0 0	1 0 0 0 0	2 0 0 1 0	0 0 0 0 0

	AB	33
	R	4
	H	7
	RBI	4
	BB	4
	SO	14
	LOB	10

Inning Stats	1	2	3	4	5	6	7	8	9
	R: 2 E: 0 K: 2 S: 10	R: 0 E: 0 K: 1 S: 6	R: 0 E: 0 K: 1 S: 12	R: 0 E: 0 K: 1 S: 7	R: 2 E: 0 K: 1 S: 11	R: 0 E: 0 K: 2 S: 10	R: 0 E: 0 K: 3 S: 9	R: 0 E: 0 K: 2 S: 7	R: 0 E: 0 K: 1 S: 7
	H: 1 LOB: 0 BB: 1 P: 18	H: 0 LOB: 0 BB: 0 P: 9	H: 2 LOB: 2 BB: 0 P: 18	H: 1 LOB: 2 BB: 1 P: 14	H: 2 LOB: 0 BB: 0 P: 17	H: 0 LOB: 0 BB: 0 P: 14	H: 0 LOB: 0 BB: 0 P: 13	H: 1 LOB: 2 BB: 2 P: 20	H: 0 LOB: 0 BB: 0 P: 9

	1B: 4	SF: 0	WP: 0	PA: 37
	2B: 1	SAC: 0	PB: 0	
	3B: 0	DP: 0	SB: 0	
	HR: 2	HBP: 0	CS: 0	

PITCHER		IP	WLS	BF	H	R	ER	SO	BB	IBB	HBP	BLK	WP	HR	S	P	ERA	WHIP
37 Stephen Strasburg, R ERA: 2.76	(1, 1)	7.0		30	6	4	4	11	2	1	0	0	0	2	65	107	5.14	1.143
45 Blake Treinen, R ERA: 4.15	(8, 1)	0.2		3	1	0	0	1	0	1	0	0	0	0	4	10	0.00	1.500
73 Felipe Vázquez, L ERA: 4.76	(8, 1)	1.0		3	0	0	0	2	0	0	0	0	0	0	9	14	0.00	0.000
27 Shawn Kelley, R ERA:	(9, 1)	0.1	W	1	0	0	0	0	0	0	0	0	0	0	1	1	0.00	0.000

PITCHER		IP	WLS	BF	H	R	ER	SO	BB	IBB	HBP	BLK	WP	HR	S	P	ERA	WHIP

BOTTOM

Batter	1	2	3	4	5	6	7	8	9	AB	R	H	RBI	BB	SO	LOB
9 Ben Revere, L (1, 7) OBP: 0.217, SLG: 0.300	C FF 89 B FF 90 F CU 83 X FF 92 1-2 G6-3 ①		D FF 93 X FF 92 1-0 G3-6 ②③ 1-2f		B SI 90 B SI 90 C FS 84 X CU 83 2-1 F7 ③		B SI 89 S FC 84 X FC 84 1-1 SF9 ① 2-3 3-H			3	0	0	1	0	0	1
6 Anthony Rendon, R (1, 5) OBP: 0.289, SLG: 0.297	F FF 91 F FF 92 B CU 82 X CU 82 1-2 F9 ②			B CU 76 F FS 85 B FF 92 B FS 85 B FF 92 4-1 34 S 20 1B BB		X FS 82 0-0 L9 ① C SI 90 S SL 86 C SI 90 0-3 K ②				3	1	0	0	1	1	2
34 Bryce Harper, L (1, 9) OBP: 0.434, SLG: 0.620	C FF 91 X FF 91 0-1 G1-3 ③			C CU 79 F FF 92 C FC 93 0-3 K ① 1-2		C FF 90 B FS 84 B SI 91 B CU 75 B FF 90 4-1 11 FC5-4 1 BB I IN 74 I IN 78 I IN 77 I IN 77 4-0 1-2 IBB				2	0	0	0	2	1	1
11 Ryan Zimmerman, R (1, 3) OBP: 0.283, SLG: 0.327		B FF 92 B FF 92 X FS 90 2-0 G6-3 ①		B SL 84 X SI 91 1-0 G5-3 ②		1 SAFE 1 SAFE B FS 88 X SI 90 1-0 FC5-4 ② 20 HR 1-2f	C SI 91 X FF 91 0-1 P3 ③			4	1	0	0	0	0	5
20 Daniel Murphy, L (1, 4) OBP: 0.441, SLG: 0.661		B CU 77 S FS 85 X SI 92 1-1 F8 ②		B CU 76 C FF 92 X FF 91 1-1 40 BB 2-H 1B		C FS 84 C FS 84 B SI 90 D SL 84 F CH 74 X SL 89 2-2 1-H HR		X SI 89 0-0 F7 ①		4	1	2	3	0	0	0
40 Wilson Ramos, R (1, 2) OBP: 0.379, SLG: 0.536		B FC 93 B SI 90 B FS 84 C FF 90 X SL 83 3-1 1B		1 SAFE F FF 92 1 SAFE 1 SAFE F SI 91 B FF 90 D CU 77 1 SAFE D CH 75 4-2 B SI 93 1-2 BB		B CU 78 S SL 83 X SI 91 1-1 G6-3 ③		X SI 89 0-0 G6-3 ②		3	0	1	0	1	0	0
3 Michael Taylor, R (1, 8) OBP: 0.219, SLG: 0.296		F SI 92 X SL 83 0-1 L7 ③		F SI 90 B FF 90 C SI 91 F FS 84 F SI 93 X SI 93 1-2 F9 ③			B CU 77 B SL 82 F SI 89 X FS 89 2-1 8 1B 9 SF9 1B	C SI 90 S SL 86 B SL 86 B FF 91 B SL 86 X SL 85 3-2 P5 ③		4	1	1	0	0	0	3
8 Danny Espinosa, S (1, 6) OBP: 0.314, SLG: 0.283			S FF 90 S CU 77 C FF 92 0-3 K ①		B CU 74 B FS 82 X SI 89 2-0 L4 ①		1 SAFE F SI 89 1 SAFE 1 SAFE F FS 85 F FC 91 1 SAFE X FS 84 0-2 9 SF9 37 SH 1-3 1B		C SL 84 B FF 92 C FF 91 B FF 91 B SL 85 C SL 84 3-3 K ①	4	0	1	0	0	2	0
37 Stephen Strasburg, R (1, 1) OBP: 0.250, SLG: 0.250 45 Blake Treinen, R (8, 1) 73 Felipe Vázquez, L (8, 1) 27 Shawn Kelley, R (9, 1) 25 Clint Robinson, L (9, PH) OBP: 0.281, SLG: 0.407			X FF 90 0-0 9 G3-6 1B		C CU 78 F FF 91 B CU 82 X SI 92 1-2 G1-4-3 ②		X FF 88 0-0 SH 34 IBB 1-2		B SL 84 X FF 92 1-0 HR	2 0 0 0 1	0 0 0 0 1	1 0 0 0 1	0 0 0 0 1	0 0 0 0 0	0 0 0 0 0	0 0 0 0 0
Inning Stats	R: 0 E: 0 K: 0 S: 8 H: 0 LOB: 0 BB: 0 P: 10	R: 0 E: 0 K: 0 S: 7 H: 1 LOB: 1 BB: 0 P: 13	R: 0 E: 0 K: 1 S: 5 H: 1 LOB: 0 BB: 0 P: 6	R: 1 E: 0 K: 1 S: 14 H: 1 LOB: 2 BB: 2 P: 25	R: 0 E: 0 K: 0 S: 6 H: 0 LOB: 0 BB: 0 P: 11	R: 2 E: 0 K: 0 S: 9 H: 1 LOB: 0 BB: 1 P: 17	R: 1 E: 1 K: 1 S: 14 H: 2 LOB: 3 BB: 1 P: 21	R: 0 E: 0 K: 0 S: 5 H: 0 LOB: 0 BB: 0 P: 8	R: 1 E: 0 K: 1 S: 4 H: 1 LOB: 0 BB: 0 P: 8	1B: 5 2B: 0 3B: 0 HR: 2	SF: 1 SAC: 1 DP: 1 HBP: 0	WP: 0 PB: 0 SB: 1 CS: 0	PA: 36			

PITCHER		IP	WLS	BF	H	R	ER	SO	BB	IBB	HBP	BLK	WP	HR	S	P	ERA	WHIP
19 Aníbal Sánchez, R ERA: 5.89	(1, 1)	6.0		27	6	4	4	2	3	0	0	0	0	1	56	91	6.00	1.500
56 Kyle Ryan, L ERA: 3.07	(7, 1)	0.1	B	1	0	0	0	0	0	0	0	0	0	0	2	3	0.00	0.000
30 Alex Wilson, R ERA: 2.61	(7, 1)	1.2		6	0	0	0	1	0	1	0	0	0	0	10	17	0.00	0.000
21 Mark Lowe, R ERA: 7.71	(9, 1)	0.1	L	2	1	1	1	1	0	0	0	0	0	1	4	8	27.00	3.000

PITCHER	IP	WLS	BF	H	R	ER	SO	BB	IBB	HBP	BLK	WP	HR	S	P	ERA	WHIP

Detroit Tigers @ Washington Nationals

Nationals Park, Washington, DC

Mon May 09 2016, 7:10 PM - 10:06 PM EDT

Att. 27,153 - Overcast - 63 F

livebaseballscorecards.com

AB	30
R	5
H	7
RBI	5
BB	4
SO	4
LOB	12

Batter	1	2	3	4	5	6	7	8	9	AB	R	H	RBI	BB	SO	LOB
3 Ian Kinsler, R (1, 4) OBP: 0.340, SLG: 0.478	B SI 94 B SI 94 B SI 93 C SI 93 C SI 93 X SI 94 3-2 ① G5-3		C SL 83 F SL 82 X SL 82 0-2 2B		B SI 92 1 SAFE B SI 92 B SI 92 C SI 92 X SI 92 3-1 ② F8	C SL 83 X SI 91 0-1 ③ P6		F KC 78 F SI 92 F KC 80 S KC 80 0-3 ③ K		5	0	1	0	0	1	3
28 J.D. Martinez, R (1, 9) OBP: 0.299, SLG: 0.369	C SI 94 S SL 84 S SL 84 0-3 ② K		X SL 84 0-0 ③ L9		X SI 92 0-0 ③ P4		S SI 92 F SI 92 B SI 92 S KC 78 1-3 ① K		C FF 89 C FF 91 F FF 90 F SL 82 B SL 82 F SL 82 F SL 83 F FF 92 B FF 93 3-3 ① K B FF 92 S SL 81	5	0	0	0	0	3	2
41 Victor Martinez, S (1, 3) OBP: 0.395, SLG: 0.565	X SI 94 0-0 1B			B SL 81 B CH 86 C SI 92 F CH 88 F SL 84 B SI 93 X SI 93 3-2 9 HR 1B		C SL 79 C SL 80 F CH 86 X SI 90 0-2 8 FC6-4 9 BB 34 1B 1B	C SI 92 B SI 93 X CH 84 1-1 34 BB 9 BB 1B		C FF 92 B SL 83 S SL 82 F FF 93 F SL 83 X SL 82 1-2 ② P5	5	2	4	0	0	0	0
9 Nick Castellanos, R (1, 5) OBP: 0.405, SLG: 0.640	S SL 84 X SL 83 0-1 ③ F7			C SI 93 B SI 93 X SL 84 1-1 1-H HR		B SI 90 B SI 91 B SI 92 B SI 91 4-0 8 FC6-4 1-2 BB	B SI 92 B SI 93 S SI 92 F SI 93 B SI 92 B SI 92 4-2 34 BB 1-2 BB		C SL 83 F SL 82 F FF 93 F FF 92 S FF 92 0-3 ③ K	3	1	1	2	2	1	1
8 Justin Upton, R (1, 7) OBP: 0.259, SLG: 0.315		C SI 94 B SL 85 X SL 83 1-1 ① G5-3		B SL 93 F SL 86 C SI 93 B SL 86 F SL 84 B SI 92 S SL 84 3-3 ① K		B SL 81 F SI 91 S SL 82 X SL 83 1-2 ① FC6-4 12 1B 34 1B 17 FC4-6 1-2f 2-3	S SI 93 B SI 92 B SI 93 X KC 79 2-1 ② F4			4	1	0	0	0	1	4
34 James McCann, R (1, 2) OBP: 0.194, SLG: 0.121		B SI 94 B SI 94 X SI 94 2-0 ② G5-3		L SL 84 F SI 93 X SL 85 0-2 ② G6-3		F SL 83 X SI 91 0-1 17 FC4-6 12 1B 24 1B 1-2 3-H 1B	B SI 93 B CH 83 B SI 92 C SI 92 B SI 93 4-1 1-2 2-3 BB			3	1	1	1	1	0	0
12 Anthony Gose, L (1, 8) OBP: 0.296, SLG: 0.352		B SI 93 B CH 88 B SI 93 C SI 92 X SI 93 3-1 ③ G6-3		B CH 87 B SI 91 X SI 92 2-0 ③ G4-3		X SI 91 0-0 17 FC4-6 1-2 2-3 1B	C KC 78 X SI 92 0-1 ③ P4			4	0	1	0	0	0	3
17 Andrew Romine, S (1, 6) OBP: 0.250, SLG: 0.063			B SI 93 F SI 92 X SL 85 1-1 ① L9		B SI 90 B CH 85 B SI 91 B SI 90 4-0 BB	D SL 81 C SI 91 M CH 86 B SL 84 B SI 90 X SI 91 3-2 ② FC4-6 24 1B 1-2f 2-3 3-H		F SI 91 S KC 79 S KC 79 0-3 ① K		3	0	0	1	1	1	2
32 Michael Fulmer, R (1, 1) 24 Miguel Cabrera, R (6, PH) OBP: 0.370, SLG: 0.455 54 Drew VerHagen, R (6, 1) 38 Justin Wilson, L (7, 1) 14 Mike Aviles, R (8, PH) OBP: 0.219, SLG: 0.138 30 Alex Wilson, R (8, 1) 57 Francisco Rodríguez, R (9, 1)			C SI 93 B SI 94 C SI 92 C SL 83 1-3 ② K		M SL 83 M SL 83 1 SAFE M SL 83 0-3 ① K	B SI 91 F SL 83 S SI 90 X SL 84 1-2 1-3 3-H 1B		C SI 92 X KC 79 0-1 ② L9		2 1 0 0 1 0 0 0	0 0 0 0 0 0 0 0	0 1 0 0 0 0 0 0	0 1 0 0 0 0 0 0	0 1 0 0 0 0 0 0	2 0 0 0 0 0 0 0	1 0 0 0 0 0 0 0
Inning Stats	R: 0 E: 0 K: 1 S: 9 H: 1 LOB: 1 BB: 0 P: 12	R: 0 E: 0 K: 0 S: 5 H: 0 LOB: 0 BB: 0 P: 11	R: 0 E: 0 K: 1 S: 9 H: 1 LOB: 1 BB: 0 P: 11	R: 2 E: 0 K: 1 S: 14 H: 2 LOB: 0 BB: 0 P: 23	R: 0 E: 0 K: 1 S: 6 H: 0 LOB: 1 BB: 1 P: 13	R: 3 E: 0 K: 0 S: 18 H: 4 LOB: 2 BB: 1 P: 27	R: 0 E: 0 K: 1 S: 12 H: 1 LOB: 3 BB: 2 P: 24	R: 0 E: 0 K: 2 S: 9 H: 0 LOB: 0 BB: 0 P: 9	R: 0 E: 0 K: 2 S: 18 H: 0 LOB: 0 BB: 0 P: 22	1B: 7 2B: 1 3B: 0 HR: 1 SF: 0 SAC: 0 DP: 0 HBP: 0						

PITCHER		IP	WLS	BF	H	R	ER	SO	BB	IBB	HBP	BLK	WP	HR	S	P	ERA	WHIP
41 Joe Ross, R ERA: 2.29	(1, 1)	6.0	L	28	8	5	5	4	2	0	0	0	0	1	61	97	7.50	1.667
36 Sammy Solís, L ERA: 4.05	(7, 1)	2.0		9	1	0	0	3	2	0	0	0	0	0	21	33	0.00	1.500
27 Shawn Kelley, R ERA:	(9, 1)	1.0		3	0	0	0	2	0	0	0	0	0	0	18	22	0.00	0.000

PITCHER	IP	WLS	BF	H	R	ER	SO	BB	IBB	HBP	BLK	WP	HR	S	P	ERA	WHIP

TOP

Detroit Tigers @ Washington Nationals

Nationals Park, Washington, DC

Tue May 10 2016, 7:07 PM - 10:21 PM EDT

Att. 24,476 - Partly Cloudy - 63 F

livebaseballscorecards.com

AB	36
R	5
H	9
RBI	5
BB	4
SO	9
LOB	16

WP: 0	PB: 0	SB: 0	CS: 0	PA: 40		

BOTTOM

Detroit Tigers @ Washington Nationals

Nationals Park, Washington, DC

Tue May 10 2016, 7:07 PM - 10:21 PM EDT

Att. 24,476 - Partly Cloudy - 63 F

livebaseballscorecards.com

Batter	1	2	3	4	5	6	7	8	9	AB	R	H	RBI	BB	SO	LOB
9 Ben Revere, L (1, 8) OBP: 0.179, SLG: 0.240	C FF 94 C SI 94 B FF 94 X FF 96 1-2 ① G4-3	X FC 89 0-0 ③ G3			C SI 93 B FC 86 S CH 85 B FF 96 X FF 94 2-2 ① G4-3	C CU 80 X FF 95 0-1 ③ G4-3			L SI 88 B SI 88 B CH 81 S CH 80 X CH 82 2-2 ① G4-3	5	0	0	0	0	0	4
6 Anthony Rendon, R (1, 5) OBP: 0.293, SLG: 0.308	C FF 96 C FC 89 F FF 95 B SI 95 B FF 96 F FC 88 B FC 88 X FF 96 3-2 ② F8		B FC 87 B FC 85 X SI 94 2-0 34 FC6-4 1B		C FF 95 F FF 94 B FF 95 S FC 87 1-3 ② K		F SI 94 B CU 78 F CU 79 F FF 95 B SI 94 F CU 79 B CH 88 X CU 80 3-2 ① G5-3		B CU 75 B SI 88 C SI 87 X CH 82 2-1 2B	5	0	2	0	0	1	0
34 Bryce Harper, L (1, 9) OBP: 0.433, SLG: 0.602	B FC 88 C SI 96 B SI 95 F FF 95 F FF 95 C SI 96 2-3 ③ K		B CH 83 X FF 92 1-0 ① FC6-4 11 G6-4-3 1-2f		B SI 94 B CH 86 B CH 85 C SI 94 B SI 94 4-1 11 HR BB		C CU 79 B CU 80 S FF 95 B FF 95 B SI 95 S CU 79 3-3 ② K		I IN 82 I IN 83 I IN 80 I IN 82 4-0 IBB	3	1	0	0	2	2	1
11 Ryan Zimmerman, R (1, 3) OBP: 0.288, SLG: 0.383		C FF 94 B SI 94 S FC 87 F FC 88 F FF 96 B FF 95 X FC 88 2-2 ① G6-3	1 SAFE 1 SAFE B SI 92 B FC 88 C SI 93 1 SAFE X SI 93 2-1 ② G6-4-3 1-2f		B FC 87 B SI 94 X SI 93 2-0 1-H HR		C FC 95 B CU 81 B CU 78 F FF 95 F FF 94 B FF 96 F CU 79 X FF 95 3-2 HR		B FF 88 F SI 88 D CU 76 C CU 74 T CH 83 2-2 ② K	5	2	2	3	0	1	3
20 Daniel Murphy, L (1, 4) OBP: 0.439, SLG: 0.650		C SI 95 F SI 95 B FF 96 X SI 96 1-2 40 BB 28 1B 8 1B 1B		B CH 84 F SI 94 X FC 88 1-1 ① F8	X CH 85 0-0 1B		C FC 87 B FC 87 B FF 93 F FF 93 S FF 96 2-3 ③ K		B CH 82 X CH 83 1-0 ③ L8	5	1	2	0	0	1	2
28 Jayson Werth, R (1, 7) OBP: 0.267, SLG: 0.426		F FC 88 X FC 88 0-1 8 1B 40 BB 1-2 1B		B SI 94 C FF 95 F SI 93 S FF 96 1-3 ② K	C FC 86 S SI 93 F FF 93 S FC 85 0-3 ③ K			S SL 86 X FF 90 0-1 ① P3		4	0	1	0	0	2	1
40 Wilson Ramos, R (1, 2) OBP: 0.407, SLG: 0.558		B SI 94 B FC 87 B SI 95 F SI 94 B SI 94 4-1 8 1B 1-2 2-3 BB		C FF 95 F SI 94 F FF 95 F FC 89 F SI 94 B FC 87 X FF 94 1-2 2B		C SI 94 S CU 78 B CU 80 F CU 80 B FF 96 B FF 96 B FF 95 4-2 BB		B SL 86 X SL 85 1-0 25 2B 1B	2	0	2	0	2	0	0
8 Danny Espinosa, S (1, 6) OBP: 0.320, SLG: 0.284		F FC 87 X SI 94 0-1 1-2 2-3 3-H 1B		I IN 66 I IN 70 I IN 71 I IN 71 4-0 IBB	B FF 95 C CU 78 B FF 88 B FF 95 C SI 96 S FF 94 3-3 ① K			B FF 91 B SL 86 F SL 85 F SI 90 X SI 91 2-2 ② F8		3	0	1	1	1	1	2
41 Joe Ross, R (1, 1) OBP: 0.375, SLG: 0.308 10 Stephen Drew, L (6, PH) OBP: 0.162, SLG: 0.250 36 Sammy Solís, R (7, 1) 25 Clint Robinson, L (8, PH) OBP: 0.303, SLG: 0.464 27 Shawn Kelley, R (9, 1)		S FC 89 C FC 88 D FC 88 B FC 86 S FF 95 2-3 ② K		C FF 95 F FC 88 S FF 94 0-3 ③ K		X SI 95 0-0 ② L8		B SI 91 C SI 90 B SI 90 F SI 91 X SI 92 2-2 ③ 1-H 2B		2 1 0 1 0	0 0 0 0 0	0 0 0 1 0	0 0 0 0 0	0 0 0 0 0	2 0 0 0 0	5 1 0 0 0

	AB	36
	R	4
	H	11
	RBI	4
	BB	5
	SO	10
	LOB	19

Inning Stats	1	2	3	4	5	6	7	8	9
	R: 0 E: 0 K: 1 S: 12	R: 1 E: 0 K: 1 S: 17	R: 0 E: 0 K: 0 S: 4	R: 0 E: 0 K: 2 S: 14	R: 2 E: 0 K: 2 S: 13	R: 0 E: 0 K: 1 S: 9	R: 1 E: 0 K: 2 S: 16	R: 0 E: 0 K: 0 S: 9	R: 0 E: 0 K: 1 S: 9
	H: 0 LOB: 0 BB: 0 P: 18	H: 3 LOB: 3 BB: 1 P: 26	H: 1 LOB: 0 BB: 0 P: 9	H: 1 LOB: 2 BB: 1 P: 21	H: 2 LOB: 1 BB: 1 P: 22	H: 0 LOB: 1 BB: 1 P: 16	H: 1 LOB: 0 BB: 0 P: 27	H: 2 LOB: 2 BB: 0 P: 14	H: 1 LOB: 2 BB: 1 P: 20

	1B: 6	SF: 0	WP: 0	PA: 41
	2B: 3	SAC: 0	PB: 0	
	3B: 0	DP: 1	SB: 0	
	HR: 2	HBP: 0	CS: 0	

PITCHER		IP	WLS	BF	H	R	ER	SO	BB	IBB	HBP	BLK	WP	HR	S	P	ERA	WHIP
32 Michael Fulmer, R ERA: 6.0	(1, 1)	5.0	W	24	7	3	3	6	2	1	0	0	0	1	60	96	5.40	1.800
54 Drew VerHagen, R ERA: 5.74	(6, 1)	1.2	H	7	1	1	1	2	1	0	0	0	0	1	22	38	5.40	1.200
38 Justin Wilson, L ERA: 3.38	(7, 1)	0.1	H	1	0	0	0	1	0	0	0	0	0	0	3	5	0.00	0.000
30 Alex Wilson, R ERA: 2.38	(8, 1)	1.0	H	4	2	0	0	0	0	0	0	0	0	0	9	14	0.00	2.000
57 Francisco Rodríguez, R ERA: 4.63	(9, 1)	1.0	S	5	1	0	0	1	0	1	0	0	0	0	9	20	0.00	1.000

PITCHER	IP	WLS	BF	H	R	ER	SO	BB	IBB	HBP	BLK	WP	HR	S	P	ERA	WHIP

Batter	1	2	3	4	5	6	7	8	9	AB	R	H	RBI	BB	SO	LOB
3 Ian Kinsler, R (1, 4) OBP: 0.331, SLG: 0.464	X SI 93 0-0 ① P5		B FF 95 F SL 86 B SL 85 C SL 85 S SI 96 2-3 ② K			B SI 93 S SI 94 F CH 84 F FF 95 F SL 86 B FF 93 S FF 96 2-3 ② K		C SL 86 F SI 95 C SI 96 0-3 ③ K		4	0	0	0	0	3	0
28 J.D. Martinez, R (1, 9) OBP: 0.298, SLG: 0.389	B SI 94 S SI 95 S SL 87 F SI 96 B SL 86 F CH 86 B SL 86 F SL 87 S FF 96 3-3 ② K		S FF 94 F FF 95 B CH 84 F SL 86 S CH 87 1-3 ③ K			C SL 85 T SI 96 S FF 96 0-3 ③ K			X SL 85 0-0 HR	4	1	1	1	0	3	0
24 Miguel Cabrera, R (1, 5) OBP: 0.360, SLG: 0.440	C SL 87 S FF 96 S FF 97 0-3 ③ K			C CU 76 F SI 94 S SI 96 0-3 ① K			B SI 94 X SL 85 1-0 ① L7		F SI 96 B SI 94 S FF 96 S FF 97 1-3 ① K	4	0	0	0	0	3	0
41 Victor Martinez, S (1, 3) OBP: 0.407, SLG: 0.571 17 Andrew Romine, S (9, PR) OBP: 0.250, SLG: 0.063		C CU 79 C FF 89 B SI 96 X SI 95 1-2 1B		C SL 88 S FF 94 X CH 87 0-2 ② G3-1			C FF 92 X SI 94 0-1 8 2B 1B		F SI 95 B CU 78 X CH 84 1-1 34 FC5-4 1B	4 0	0 0	3 0	0 0	0 0	0 0	0 0
8 Justin Upton, R (1, 7) OBP: 0.259, SLG: 0.321		F SL 86 C SL 85 S SL 88 0-3 ① K		B FF 94 S FF 94 B SL 86 B FF 95 S SL 86 X FF 95 3-2 ③ F9			C FF 94 S FF 94 X SL 87 0-2 1-3 2B		1 SAFE F SI 94 F SI 93 S SL 85 0-3 ② K	4	0	1	0	0	2	2
34 James McCann, R (1, 2) OBP: 0.175, SLG: 0.108		C FF 94 S FF 94 S SL 88 0-3 ② K			B SL 85 S SL 86 F SI 94 C SI 95 1-3 ① K		S SL 87 S SL 87 C SI 95 0-3 ② K		S FF 93 X SL 85 0-1 ③ FC5-4 1-2f	4	0	0	0	0	3	4
12 Anthony Gose, L (1, 8) OBP: 0.287, SLG: 0.341		C CU 79 F FF 94 C SI 96 0-3 ③ K			B CU 79 S CH 86 C SI 95 S CH 87 1-3 ② K		F CH 89 B SI 95 B SL 86 S CH 84 F FF 94 S CH 83 2-3 ③ K			3	0	0	0	0	3	3
1 Jose Iglesias, R (1, 6) OBP: 0.308, SLG: 0.296			X FF 93 0-0 HR		C FF 95 C SI 95 X SL 86 0-2 ③ F7			B SL 86 C SI 93 S SL 86 F SI 94 B CU 82 C SL 85 2-3 ① K		3	1	1	1	0	1	0
27 Jordan Zimmermann, R (1, 1) OBP: 0.250, SLG: 0.250 39 Jarrod Saltalamacchia, (6, PH) OBP: 0.296, SLG: 0.542 56 Kyle Ryan, L (8, 1) 21 Mark Lowe, L (8, 1)			C SI 95 C SL 85 B SL 86 S SL 86 1-3 ① K			C FF 92 F FF 93 X SL 85 0-2 ① G6-3		B SI 94 C CH 84 T FF 95 C CH 82 1-3 ② K		2 1 0 0	0 0 0 0	0 0 0 0	0 0 0 0	1 1 0 0	0 0 0 0	0 0 0 0
Inning Stats	R: 0 E: 0 K: 2 S: 10 H: 0 LOB: 0 BB: 0 P: 13	R: 0 E: 0 K: 3 S: 12 H: 1 LOB: 1 BB: 0 P: 13	R: 1 E: 0 K: 3 S: 11 H: 1 LOB: 0 BB: 0 P: 15	R: 0 E: 0 K: 1 S: 9 H: 0 LOB: 0 BB: 0 P: 12	R: 0 E: 0 K: 2 S: 9 H: 0 LOB: 0 BB: 0 P: 11	R: 0 E: 0 K: 2 S: 11 H: 0 LOB: 0 BB: 0 P: 13	R: 0 E: 0 K: 2 S: 13 H: 2 LOB: 2 BB: 0 P: 16	R: 0 E: 0 K: 3 S: 10 H: 0 LOB: 0 BB: 0 P: 13	R: 1 E: 0 K: 2 S: 11 H: 2 LOB: 1 BB: 0 P: 13	1B: 3 2B: 1 3B: 0 HR: 2	SF: 0 SAC: 0 DP: 0 HBP: 0			WP: 0 PB: 0 SB: 0 CS: 0	PA: 33		

PITCHER	IP	WLS	BF	H	R	ER	SO	BB	IBB	HBP	BLK	WP	HR	S	P	ERA	WHIP
31 Max Scherzer, R (1, 1) ERA: 4.15	9.0	W	33	6	2	2	20	0	0	0	0	0	2	96	119	2.00	0.667

PITCHER	IP	WLS	BF	H	R	ER	SO	BB	IBB	HBP	BLK	WP	HR	S	P	ERA	WHIP

TOP

Detroit Tigers @ Washington Nationals

Nationals Park, Washington, DC

Wed May 11 2016, 7:07 PM - 9:45 PM EDT

Att. 35,695 - Cloudy - 61 F

livebaseballscorecards.com

AB	33
R	2
H	6
RBI	2
BB	0
SO	20
LOB	9

BOTTOM

Detroit Tigers @ Washington Nationals

Nationals Park, Washington, DC

Wed May 11 2016, 7:07 PM - 9:45 PM EDT

Att. 35,695 - Cloudy - 61 F

livebaseballscorecards.com

Batter	1	2	3	4	5	6	7	8	9	AB	R	H	RBI	BB	SO	LOB
9 Ben Revere, L (1, 8) (9, 7) OBP: 0.156, SLG: 0.207	C FF 92 X FF 92 0-1 ① F8		C FF 92 C CU 80 X FF 92 0-2 ① L9		B FF 92 B FF 93 X FF 92 2-0 ③ F8		C SL 86 X CU 80 0-1 ③ G4-3			4	0	0	0	0	0	0
6 Anthony Rendon, R (1, 5) OBP: 0.298, SLG: 0.321	S FF 92 C FF 93 F SL 88 X FF 93 0-2 34 1B / 20 1B 2B		B CU 80 B SL 87 C FF 93 X SL 88 2-1 ② L7			F SL 86 C FF 92 X SL 87 0-2 34 S / 20 1B 1B		C SI 88 F SL 84 C FF 90 0-3 ① K		4	2	2	0	0	1	0
34 Bryce Harper, L (1, 9) OBP: 0.441, SLG: 0.604	B FF 92 2 SAFE B FF 93 B CU 80 C FF 92 C FF 92 X CU 80 3-2 20 1B / 2-3 1B		B CH 85 C FF 93 C FF 93 F FF 94 B FF 93 B FF 93 C CU 82 3-3 ③ K			B FF 92 1 SAFE F FF 92 F FF 92 B FF 92 1 SAFE F FF 92 F FF 91 B SI 91 4-2 F FF 92 B CH 85 / 20 1B / 1-2 BB		C SL 85 B FF 91 C FF 91 B CU 79 B SL 85 F FF 91 X SL 84 3-2 20 CS 1B		3	0	2	0	1	1	0
20 Daniel Murphy, L (1, 4) OBP: 0.449, SLG: 0.661	1 SAFE B SI 92 X SI 92 1-0 11 G4-3 / 1-3 3-H 1B			X FF 92 0-0 ① P6		C FF 92 F CU 81 D CU 81 X FF 92 1-2 ① / 1-3 2-H 1B		1 SAFE F FF 90 C FF 89 X FF 90 0-2 ② / 1-2 2B		4	0	3	2	0	0	0
11 Ryan Zimmerman, R (1, 3) OBP: 0.302, SLG: 0.385	C SL 88 B FF 92 B FF 92 B SL 87 X SL 88 3-1 ② ③ G4-3 / 1-2f			C FF 92 B FF 92 X SL 89 1-1 1B		B SL 88 C FF 92 B SL 87 B FF 92 C SI 92 B FF 92 4-2 28 G6-4-3 BB		B FF 90 C SL 84 B FF 91 F FF 91 B SL 84 D SL 84 4-2 BB		2	0	1	0	2	0	2
28 Jayson Werth, R (1, 7) OBP: 0.258, SLG: 0.411 3 Michael Taylor, R (9, 8) OBP: 0.219, SLG: 0.296		F FF 92 F FF 92 X FF 92 0-2 ① F9		F FF 92 B SL 87 X FF 92 1-1 ② P5		D CU 79 B FF 91 F SL 86 F FF 92 F FF 93 F CU 81 B FF 92 X FF 91 3-2 ② ③ G6-4-3 / 1-2f		C SL 84 B FF 93 C FF 90 X SL 83 1-2 ③ L7		4 0	0 0	0 0	0 0	0 0	0 0	5 0
40 Wilson Ramos, R (1, 2) OBP: 0.404, SLG: 0.545		C SL 88 B FF 92 F FF 93 B SL 87 F SL 87 B CU 82 B SL 87 4-2 BB		S FF 93 B FF 92 F FF 92 C SL 86 1-3 ③ K			F SL 85 S SL 86 C FF 90 0-3 ① K			2	0	0	0	1	2	1
8 Danny Espinosa, S (1, 6) OBP: 0.320, SLG: 0.314		X FF 92 0-0 ② F7			C FF 91 F CU 80 B FF 92 B FF 93 X SL 87 2-2 ① P5		F CU 80 X FF 90 0-1 HR			3	1	1	1	0	0	1
31 Max Scherzer, R (1, 1) OBP: 0.278, SLG: 0.333		B SL 86 X FF 93 1-0 ③ P3			S FF 93 S FF 93 X FF 93 0-2 ② G6-3		X FF 92 0-0 ② F7			3	0	0	0	0	0	1
Inning Stats	R: 1 E: 0 K: 0 S: 12 H: 3 LOB: 1 BB: 0 P: 19	R: 0 E: 0 K: 0 S: 8 H: 0 LOB: 1 BB: 1 P: 13	R: 0 E: 0 K: 1 S: 9 H: 0 LOB: 0 BB: 0 P: 14	R: 0 E: 0 K: 1 S: 8 H: 1 LOB: 1 BB: 0 P: 11	R: 0 E: 0 K: 0 S: 7 H: 0 LOB: 0 BB: 0 P: 11	R: 1 E: 0 K: 0 S: 18 H: 2 LOB: 1 BB: 2 P: 30	R: 1 E: 0 K: 1 S: 8 H: 1 LOB: 0 BB: 0 P: 8	R: 0 E: 0 K: 1 S: 15 H: 2 LOB: 2 BB: 1 P: 23		1B: 6 2B: 2 3B: 0 HR: 1	SF: 0 SAC: 0 DP: 2 HBP: 0			WP: 0 PB: 0 SB: 1 CS: 1	PA: 33	

	AB	29
	R	3
	H	9
	RBI	3
	BB	4
	SO	4
	LOB	10

PITCHER		IP	WLS	BF	H	R	ER	SO	BB	IBB	HBP	BLK	WP	HR	S	P	ERA	WHIP
27 Jordan Zimmermann, R ERA: 1.5	(1, 1)	7.0	L	28	7	3	3	3	3	0	0	0	0	1	70	106	3.86	1.429
56 Kyle Ryan, L ERA: 2.93	(8, 1)	0.2		3	2	0	0	1	0	0	0	0	0	0	10	13	0.00	3.000
21 Mark Lowe, R ERA: 7.5	(8, 1)	0.1		2	0	0	0	0	1	0	0	0	0	0	5	10	0.00	3.000

PITCHER	IP	WLS	BF	H	R	ER	SO	BB	IBB	HBP	BLK	WP	HR	S	P	ERA	WHIP

Batter	1	2	3	4	5	6	7	8	9	AB	R	H	RBI	BB	SO	LOB
11 J.T. Realmuto, R (1, 2) OBP: 0.316, SLG: 0.432	F SI 89 X FF 90 0-1 ① P5		X SI 91 0-0 ③ G6-3		B CH 82 B CH 82 X SI 89 2-0 14 BB 2-3 1B		B SL 86 B SL 96 S SI 95 S SI 96 S SL 89 X SL 88 2-2 21 S 14 G5-3 1B		B FF 89 C SL 76 F FF 89 B SL 77 F FF 90 S SL 77 2-3 ② K	5	0	2	0	0	1	1
14 Martín Prado, R (1, 5) OBP: 0.405, SLG: 0.449	C SI 92 B SI 92 X SI 91 1-1 ② G6-3			B SI 89 F FF 90 B SI 90 C CH 81 X CU 77 2-2 ① F7	B SI 90 C CH 82 B SI 90 B SI 88 B CH 82 4-1 1-2 BB		X SI 94 0-0 ② G5-3 1-2		C FF 90 X FF 91 0-1 ③ G6-3 1-2	4	0	0	0	1	0	2
21 Christian Yelich, L (1, 7) OBP: 0.434, SLG: 0.500	C FF 91 X FF 90 0-1 1B			C FF 91 C FF 91 B FF 89 F FF 90 S CH 82 1-3 ② K	B CU 74 X FF 91 1-0 ③ G4-3		B SL 86 C SI 94 S SL 86 T SL 87 1-2 ③ K 2-3			4	0	1	0	0	2	4
27 Giancarlo Stanton, R (1, 9) OBP: 0.370, SLG: 0.563	C FF 90 1 SAFE B FF 90 F FF 90 S CU 77 1-3 ③ K			B FF 91 C FF 90 C FF 90 X FF 91 1-2 ③ P6		C FF 88 B CU 77 B CH 82 X FF 90 2-1 12 1B 13 1B 1B		B SI 95 X SL 87 1-0 13 G6-3 12 G5-3 2B		4	1	2	0	0	1	1
13 Marcell Ozuna, R (1, 8) OBP: 0.348, SLG: 0.504		B FF 89 S CH 80 B FF 88 B FF 90 X SI 90 3-1 ① F9			B CU 75 F CH 82 B FF 90 S FF 90 B FF 90 F CH 81 F FF 91 D CU 77 4-2 19 1B 12 E 19 E BB	B FF 89 C SI 89 B FF 89 F CH 80 F FF 90 X FF 89 2-2 12 1B 1-2 1B		B SI 95 B SI 93 X SI 93 2-0 ① G6-3 2-3		3	1	1	0	1	0	1
12 Chris Johnson, R (1, 3) OBP: 0.298, SLG: 0.372		B FF 90 C CH 82 S CH 83 T FF 90 1-2 ② K			1 SAFE C CH 80 B FF 90 F CH 80 1 SAFE F FF 89 B FF 88 F CH 80 X FF 91 2-2 FC4 19 E 19 E 1-2	F SI 90 S CU 76 F CH 81 B FF 89 D CU 76 X CH 81 2-2 32 G6-3 1-2 2-3 1B		T SI 95 B SI 95 X SL 86 1-1 ② G5-3 3-H		4	1	1	1	0	1	1
3 Adeiny Hechavarría, R (1, 6) OBP: 0.250, SLG: 0.299		C FF 91 B FF 91 B SI 91 X CH 84 2-1 ③ G6-3			D CU 76 C CH 82 B SI 90 C SI 90 S CU 77 2-3 ① K	S SL 86 C FF 86 F FF 90 F FF 89 S CU 76 0-3 ① K		F SI 95 X SI 95 0-1 ③ G5-3		4	0	0	0	0	2	5
19 Miguel Rojas, R (1, 4) OBP: 0.325, SLG: 0.333 32 Derek Dietrich, L (6, PH) OBP: 0.398, SLG: 0.548 (6, 4)			B SI 90 C FF 90 F CU 75 F FF 90 B CU 76 F FF 91 S CH 83 2-3 ① K		B FF 90 S CH 81 B FF 89 X CH 81 2-1 E4 11 1B 1-H 2-H 1B	B SL 76 B SI 90 C SI 91 X FF 91 2-1 ② ③ G6-3 1-2f			H FF 96 1-0 14 DI HBP	2 1	0 0	1 0	0 0	0 0	1 0	0 3
34 Tom Koehler, R (1, 1) OBP: 0.100, SLG: 0.100 57 Bryan Morris, L (6, 1) 51 Ichiro Suzuki, L (7, PH) OBP: 0.375, SLG: 0.349 46 Kyle Barraclough, R (7, 1) 33 Dustin McGowan, R (8, 1) 28 Cole Gillespie, R (9, PH)			B FF 91 B SI 90 C SI 90 S SI 90 C FF 90 2-3 ② K		B CU 75 B SI 90 F SI 89 S SI 88 S FF 89 2-3 ② K		B SL 86 B SI 96 X SI 95 2-0 ① G4-3		C FF 95 S CH 88 S CH 86 0-3 ① K	2 0 1 0 0 1	0 0 0 0 0 0	0 0 0 0 0 1	0 0 0 0 0 1	0 0 0 0 0 0	2 0 0 0 0 1	1 0 0 0 0 1
Inning Stats	R: 0 H: 1 E: 0 LOB: 1 K: 1 BB: 0 S: 9 P: 11	R: 0 H: 0 E: 0 LOB: 0 K: 1 BB: 0 S: 7 P: 13	R: 0 H: 0 E: 0 LOB: 0 K: 2 BB: 0 S: 9 P: 13	R: 0 H: 0 E: 0 LOB: 0 K: 1 BB: 0 S: 10 P: 14	R: 2 H: 2 E: 2 LOB: 3 K: 2 BB: 2 S: 20 P: 39	R: 0 H: 3 E: 0 LOB: 2 K: 1 BB: 0 S: 17 P: 25	R: 0 H: 1 E: 0 LOB: 1 K: 1 BB: 0 S: 9 P: 14	R: 1 H: 1 E: 0 LOB: 0 K: 0 BB: 0 S: 6 P: 10	R: 0 H: 0 E: 0 LOB: 1 K: 2 BB: 0 S: 9 P: 12	1B: 7 2B: 1 3B: 0 HR: 0	SF: 0 SAC: 0 DP: 1 HBP: 1			WP: 0 PB: 0 SB: 1 CS: 0	PA: 38		

TOP

Miami Marlins @ Washington Nationals

Nationals Park, Washington, DC

Fri May 13 2016, 7:09 PM - 10:27 PM EDT

Att. 28,232 - Clear - 74 F

livebaseballscorecards.com

AB	35
R	3
H	8
RBI	1
BB	2
SO	11
LOB	20

MIAMI

PITCHER		IP	WLS	BF	H	R	ER	SO	BB	IBB	HBP	BLK	WP	HR	S	P	ERA	WHIP
47 Gio González, L ERA: 1.93	(1, 1)	5.0		24	6	2	0	7	2	0	0	0	0	0	65	106	0.00	1.600
52 Yusmeiro Petit, R ERA: 1.89	(6, 1)	0.1		1	0	0	0	1	0	0	0	0	0	0	5	5	0.00	0.000
46 Oliver Pérez, L ERA: 4.15	(6, 1)	0.2		1	0	0	0	0	0	0	0	0	0	0	2	4	0.00	0.000
45 Blake Treinen, R ERA: 4.2	(7, 1)	2.0	W	8	2	1	1	1	0	0	0	0	0	0	15	24	4.50	1.000
73 Felipe Vázquez, L ERA: 4.67	(9, 1)	0.1	H	2	0	0	0	1	0	0	1	0	0	0	3	4	0.00	0.000

PITCHER		IP	WLS	BF	H	R	ER	SO	BB	IBB	HBP	BLK	WP	HR	S	P	ERA	WHIP
58 Jonathan Papelbon, R ERA: 3.68	(9, 1)	0.2	S	2	0	0	0	1	0	0	0	0	0	0	6	8	0.00	0.000

Miami Marlins @ Washington Nationals

Nationals Park, Washington, DC

Fri May 13 2016, 7:09 PM - 10:27 PM EDT

Att. 28,232 - Clear - 74 F

livebaseballscorecards.com

BOTTOM

Batter	1	2	3	4	5	6	7	8	9	AB	R	H	RBI	BB	SO	LOB
9 Ben Revere, L (1, 8) OBP: 0.162, SLG: 0.206	C FF 92 B FF 94 F FF 92 X FF 93 1-2 6 CS 1B		C FF 92 B KC 80 B KC 79 X FF 92 2-1 ① G4-3		B FF 90 B FF 89 C SL 88 F FF 90 X FF 92 2-2 ① G4-3	C FC 89 X SI 94 0-1 ③ G4-3		S SI 95 X SI 95 0-1 ③ G4-3		5	0	1	0	0	0	0
6 Anthony Rendon, R (1, 5) OBP: 0.303, SLG: 0.317	C FF 92 1 SAFE B SL 86 D FF 91 F FF 92 F FF 92 1 SAFE 1 SAFE F FF 92 1-2 4-2 ① D KC 79 F FF 94 B FF 93 34 BB BB		C KC 79 F CH 87 B FF 94 S SL 86 1-3 ② K		C FF 92 B CH 83 F SL 84 F FF 93 B CH 85 F FF 92 B SL 87 C SL 86 3-3 ② K		T FF 96 C FF 97 B FF 96 F FF 97 B SL 83 B SL 84 F FF 96 B FF 97 4-2 34 HR BB			2	1	0	0	2	2	0
34 Bryce Harper, L (1, 9) OBP: 0.456, SLG: 0.639	B FF 92 D SL 86 B CH 87 B FF 93 1-2 4-0 BB		B SL 86 B FF 92 B CH 87 C FF 94 B SL 86 4-1 BB		C SL 85 B FF 92 F FF 92 X KC 81 2-2 20 1B 1B		F FF 97 C SL 83 B FF 97 1 SAFE D SL 85 B CH 91 X SL 84 1-H 3-2 HR			2	1	2	2	2	0	0
20 Daniel Murphy, L (1, 4) OBP: 0.443, SLG: 0.649	B FF 93 X CH 86 1-0 ② P2		C FF 93 B FF 92 B FF 92 X KC 79 2-1 ③ G3		B CH 85 F SI 92 D KC 79 X CH 84 2-1 11 FC4 1-2 1B		C FF 97 B FF 96 F CH 91 B FF 96 S FF 97 2-3 ① K			4	0	1	0	0	1	3
11 Ryan Zimmerman, R (1, 3) OBP: 0.293, SLG: 0.372	C FF 93 B FF 94 F FF 93 S SL 87 1-3 ③ K			B SL 86 B SI 92 X FF 91 2-0 ① P5	F FF 93 D KC 80 B SL 86 C SL 85 X FF 92 2-2 ③ FC4 1-2f		F FF 96 C SL 82 C SL 83 0-3 ② K			4	0	0	0	0	2	4
28 Jayson Werth, R (1, 7) OBP: 0.258, SLG: 0.405		B FF 92 B SL 86 X FF 91 2-0 ① L6		C KC 79 X KC 81 0-1 ① 59 BB 1B		X SL 83 0-0 ① F9	B SL 83 C FF 95 B FF 94 S SL 83 B SL 83 C SL 81 3-3 ③ K			4	0	1	0	0	1	0
8 Danny Espinosa, S (1, 6) OBP: 0.310, SLG: 0.303		B FF 93 C FF 92 B SI 93 X KC 79 2-1 ② G3		C FF 92 B SI 91 X KC 79 1-1 ② P5		B KC 76 C FF 90 B KC 77 C KC 76 F SL 86 X KC 78 2-2 ② F8		B SI 95 F SI 95 F SL 86 S SL 87 1-3 ① K		4	0	0	0	0	1	1
59 Jose Lobaton, S (1, 2) OBP: 0.356, SLG: 0.250		B SI 92 F KC 78 S FF 92 B FF 93 B KC 80 B FF 92 4-2 47 2B BB		B SI 92 D KC 80 B CH 86 C FF 92 B FF 91 4-1 1-2 BB		X KC 79 0-0 10 HR 1B		F SI 96 F CH 90 F FF 93 B SL 87 B SL 86 S SI 96 2-3 ② K		2	1	1	0	2	1	0
47 Gio González, R (1, 1) OBP: 0.182, SLG: 0.300 52 Yusmeiro Petit, R (6, 1) 46 Oliver Pérez, L (6, 1) 10 Stephen Drew, L (6, PH) OBP: 0.184, SLG: 0.351 45 Blake Treinen, R (7, 1) 14 Chris Heisey, R (8, PH) OBP: 0.324, SLG: 0.710 73 Felipe Vázquez, L (9, 1) 58 Jonathan Papelbon, R (9, 1)		X FF 92 0-0 ③ 1-H 2B		F KC 78 S SL 86 D SL 87 B FF 92 C SL 86 2-3 ③ K		C SI 94 B SI 94 B SI 94 X SI 94 2-1 1-H HR		B SL 88 S FF 94 X SL 88 1-1 HR		2 0 0 0 1 0 0 1 0 0	0 0 0 0 1 0 0 0 0 0	1 0 0 0 1 0 0 0 0 0	0 0 0 0 2 0 0 0 0 0	0 0 0 0 0 0 0 0 0 0	1 0 0 0 0 0 0 0 0 0	2 0 0 0 0 0 0 0 0 0
Inning Stats	R: 0 E: 0 K: 1 S: 12 H: 1 LOB: 2 BB: 2 P: 23	R: 0 E: 0 K: 0 S: 6 H: 1 LOB: 2 BB: 1 P: 14	R: 0 E: 0 K: 1 S: 8 H: 0 LOB: 1 BB: 1 P: 17	R: 0 E: 0 K: 1 S: 9 H: 1 LOB: 2 BB: 1 P: 18	R: 0 E: 0 K: 1 S: 16 H: 2 LOB: 2 BB: 0 P: 27	R: 2 E: 0 K: 0 S: 10 H: 2 LOB: 0 BB: 0 P: 14	R: 2 E: 0 K: 3 S: 16 H: 1 LOB: 0 BB: 1 P: 28	R: 1 E: 0 K: 2 S: 11 H: 1 LOB: 0 BB: 0 P: 15		1B: 5 2B: 1 3B: 0 HR: 3 SF: 0 SAC: 0 DP: 0 HBP: 0					

	AB	31
	R	5
	H	9
	RBI	5
	BB	6
	SO	9
	LOB	10

WP: 0 PB: 0 SB: 0 CS: 1 PA: 37

PITCHER		IP	WLS	BF	H	R	ER	SO	BB	IBB	HBP	BLK	WP	HR	S	P	ERA	WHIP
34 Tom Koehler, R ERA: 5.14	(1, 1)	5.2		26	6	1	1	4	5	0	0	0	0	0	57	107	1.59	1.941
57 Bryan Morris, R ERA: 3.68	(6, 1)	0.1	B	2	1	1	1	0	0	0	0	0	0	1	4	6	27.00	3.000
46 Kyle Barraclough, R ERA: 3.0	(7, 1)	1.0	L	5	1	2	2	3	1	0	0	0	0	1	16	28	18.00	2.000
33 Dustin McGowan, R ERA: 4.26	(8, 1)	1.0		4	1	1	1	2	0	0	0	0	0	1	11	15	9.00	1.000

PITCHER	IP	WLS	BF	H	R	ER	SO	BB	IBB	HBP	BLK	WP	HR	S	P	ERA	WHIP

Miami Marlins @ Washington Nationals

Nationals Park, Washington, DC

Sat May 14 2016, 1:08 PM - 4:29 PM EDT

Att. 28,634 - Cloudy - 72 F

livebaseballscorecards.com

TOP

Batter	1	2	3	4	5	6	7	8	9	AB	R	H	RBI	BB	SO	LOB
32 Derek Dietrich, L (1, 4) OBP: 0.398, SLG: 0.545	C FF 96 S SL 90 B FF 96 C CU 82 1-3 ① K		F FF 96 C CU 82 F CU 82 X FF 95 0-2 ①② G1-6-3 1-2f		F SL 90 F SI 96 B CU 81 S SL 89 1-3 ② K		X FF 93 0-0 14 1B 2B		B FF 89 B FS 86 B FS 87 C FF 88 B FS 88 4-1 14 G6-4-3 BB	4	1	1	0	1	2	2
14 Martín Prado, R (1, 5) OBP: 0.405, SLG: 0.443	C FF 95 X SL 91 0-1 ② L8		C FF 96 X CH 89 0-1 E1		C CU 80 H CH 88 1-1 21 2B HBP		C SL 85 B FF 95 B CH 84 F FF 93 B SL 85 X FF 94 3-2 2-H 1B		B FF 90 C SL 78 C FF 90 B FF 92 X SL 78 2-2 ①② G6-4-3 1-2f	4	0	1	1	0	0	1
21 Christian Yelich, L (1, 7) OBP: 0.439, SLG: 0.533	B SI 95 X SI 96 1-0 HR		B CU 81 B CH 89 X FF 94 2-0 ③ G4-3		C FF 96 B FF 95 F SL 89 X CU 81 1-2 1-3 2-H 2B		B FF 95 C SL 86 S SL 83 C SL 84 1-3 ① K		B FF 91 C FF 91 B FS 82 B FS 83 B FF 89 4-1 BB	4	1	2	2	1	1	2
27 Giancarlo Stanton, R (1, 9) OBP: 0.357, SLG: 0.538	C SL 90 X FF 96 0-1 ③ F8			B CH 88 S SL 90 F SL 90 S FF 96 1-3 ① K	B FF 97 B SL 88 F FF 96 B SL 88 S SL 86 X SL 88 3-2 ③ G6-3		C FF 91 B SL 81 F SL 82 B FF 92 S FF 92 2-3 ② K		S FF 89 F FF 92 F SL 77 S SL 79 0-3 ③ K	5	0	0	0	0	3	4
41 Justin Bour, L (1, 3) OBP: 0.352, SLG: 0.489		B FF 94 B CH 89 B CH 89 B FF 94 4-0 BB		B CH 89 S FF 95 B SL 87 F FF 96 B CH 91 B CU 82 4-2 13 G1-3 BB		C FF 94 F FF 94 X SL 87 0-2 ① P5	B SL 81 X FF 91 1-0 ③ G6-3			2	0	0	0	2	0	1
13 Marcell Ozuna, R (1, 8) OBP: 0.353, SLG: 0.504		B FF 94 F FF 94 C SL 89 S CH 89 1-3 ① K		B SL 88 X SL 88 1-0 ② G1-3 1-2		X FF 95 0-0 3 G1-3 6 1B 1B		F FF 90 C FF 92 B FF 90 X FF 93 1-2 1B		4	1	2	0	0	1	2
3 Adeiny Hechavarría, R (1, 6) OBP: 0.242, SLG: 0.288		C SL 90 B FF 96 F FF 95 C CU 81 1-3 ② K		F CU 82 B SL 88 F FF 95 B SL 91 B CH 87 S FF 96 3-3 ③ K		C FF 94 B SL 87 F FF 94 F FF 95 F CU 82 F FF 96 X SL 90 1-2 ② G1-3 1-2		B SL 81 S FF 91 F SL 82 X SL 81 1-2 ① P3	4	0	0	0	0	2	4
6 Jeff Mathis, R (1, 2) OBP: 0.207, SLG: 0.250		B SL 88 C SL 88 X FF 95 1-1 ③ F8			L FF 95 B FF 96 X SL 90 1-1 21 2B 2B	C SI 95 B SL 88 F FF 95 X CU 82 1-2 2-H 1B		B FF 90 F FF 90 S FF 90 D SL 84 S FF 91 2-3 ② K		4	1	2	1	0	1	2
20 Justin Nicolino, L (1, 1) 57 Bryan Morris, L (5, 1) 51 Ichiro Suzuki, L (6, PH) OBP: 0.367, SLG: 0.341 64 Nick Wittgren, R (6, 1) 11 J.T. Realmuto, R (8, PH) OBP: 0.313, SLG: 0.429 62 José Ureña, R (8, 1)			B FF 94 S FF 94 B FF 95 B FF 94 F FF 95 F FF 95 F FF 97 F SI 96 B FF 96 4-2 32 G1-6-3 BB		B SL 87 2 SAFE B SL 87 L FF 95 L FF 94 L FF 94 2-3 ① K	C FF 95 C CU 80 B SI 95 X CH 88 1-2 ③ G4-3		C SL 82 1 SAFE S SL 83 B FF 92 S SL 84 1-3 ③ K	1 0 1 0 1 0	0 0 0 0 0 0	0 0 0 0 0 0	0 0 0 0 0 0	1 0 0 0 0 1	1 0 0 0 1 0	1 0 1 0 1 0
Inning Stats	R: 1 E: 0 K: 1 S: 8 H: 1 LOB: 0 BB: 0 P: 10	R: 0 E: 0 K: 2 S: 8 H: 0 LOB: 1 BB: 1 P: 15	R: 0 E: 1 K: 0 S: 12 H: 0 LOB: 1 BB: 1 P: 18	R: 0 E: 0 K: 2 S: 9 H: 0 LOB: 1 BB: 1 P: 18	R: 1 E: 0 K: 2 S: 15 H: 2 LOB: 2 BB: 0 P: 24	R: 1 E: 0 K: 0 S: 16 H: 2 LOB: 1 BB: 0 P: 19	R: 1 E: 0 K: 2 S: 11 H: 2 LOB: 1 BB: 0 P: 18	R: 0 E: 0 K: 2 S: 12 H: 1 LOB: 1 BB: 0 P: 17	R: 0 E: 0 K: 1 S: 9 H: 0 LOB: 1 BB: 2 P: 19	1B: 4 2B: 3 3B: 0 HR: 1	SF: 0 SAC: 0 DP: 2 HBP: 1			WP: 0 PB: 0 SB: 0 CS: 0	PA: 40		

	AB	34
	R	4
	H	8
	RBI	4
	BB	5
	SO	12
	LOB	21

MIAMI

PITCHER		IP	WLS	BF	H	R	ER	SO	BB	IBB	HBP	BLK	WP	HR	S	P	ERA	WHIP
37 Stephen Strasburg, R ERA: 2.95	(1, 1)	6.0	W	27	5	3	3	7	3	0	1	0	0	1	68	104	4.50	1.333
73 Felipe Vázquez, L ERA: 5.09	(7, 1)	0.1	H	3	2	1	1	1	0	0	0	0	0	0	7	11	27.00	6.000
27 Shawn Kelley, R ERA:	(7, 1)	1.2	H	6	1	0	0	3	0	0	0	0	0	0	16	24	0.00	0.600
58 Jonathan Papelbon, R ERA: 3.45	(9, 1)	1.0	S	4	0	0	0	1	2	0	0	0	0	0	9	19	0.00	2.000

PITCHER		IP	WLS	BF	H	R	ER	SO	BB	IBB	HBP	BLK	WP	HR	S	P	ERA	WHIP

BOTTOM

Miami Marlins @ Washington Nationals

Nationals Park, Washington, DC

Sat May 14 2016, 1:08 PM - 4:29 PM EDT

Att. 28,634 - Cloudy - 72 F

livebaseballscorecards.com

Batter	1	2	3	4	5	6	7	8	9	AB	R	H	RBI	BB	SO	LOB
3 Michael Taylor, R (1, 8) OBP: 0.244, SLG: 0.315	B FF 88 B CH 82 B FF 87 B FF 87 4-0 BB 6 S 20 SF9 BB	C FC 86 B CH 82 B CH 82 F FC 86 B CH 83 B FF 89 4-2 BB			X FC 85 0-0 6 S 6 1B 1B	L SL 78 C SL 81 S FF 90 0-3 ② K		B FF 94 1 SAFE B CH 91 X CH 90 2-0 E8 20 FC5-4 1-H 2B		3	2	2	0	2	1	1
6 Anthony Rendon, R (1, 5) OBP: 0.313, SLG: 0.322	1 SAFE B FF 89 B FC 86 D CH 83 C FF 89 B FF 87 4-1 20 SF9 BB 11 SF8 1-2 BB	B FC 85 C FF 88 C FF 88 1 SAFE D CH 82 T CU 77 2-2 ③ K			C FF 89 X FC 85 0-1 20 1B 1-H 1B	C FF 92 B FF 92 X FF 91 1-1 BB 1-2 1B		B CH 85 B CH 91 X SI 95 2-0 ① L4		4	1	2	1	1	1	2
Bryce Harper, L (1, 9) OBP: 0.461, SLG: 0.627	D FC 86 B CU 76 C FF 88 B FC 86 B CH 83 4-1 28 S 11 SF8 28 1B 1-2 2-3 BB		C FF 86 C FF 86 F CU 79 B FF 87 X CH 82 1-2 ① P6		F FC 86 X CU 77 0-1 ② P6	B FF 92 C CH 87 B CH 86 B SL 80 C FF 92 B FF 91 4-2 1-2 2-3 BB		I IN 67 I IN 73 I IN 74 I IN 71 4-0 20 FC5-4 IBB		2	1	0	0	3	0	1
20 Daniel Murphy, L (1, 4) OBP: 0.434, SLG: 0.637	C FF 88 D CH 84 X FF 88 1-1 ① SF9 2-3 3-H		B FF 89 B FF 88 B FF 89 C FF 88 X FF 88 3-1 ② L3		1 SAFE F FC 86 1 SAFE X CU 77 0-1 11 BB 1-3 1B	B FF 92 C SL 81 B CH 86 X FF 91 2-1 ③ F8		B CH 86 C CH 88 F SI 93 F CH 88 F SL 86 F SL 85 X CH 90 1-2 ② FC5-4 1-2f 2-3		4	0	1	1	0	0	5
11 Ryan Zimmerman, R (1, 3) OBP: 0.290, SLG: 0.363	C FC 88 F FC 88 1 SAFE 1 SAFE 1 SAFE X CU 79 0-2 ② SF8 1-2 3-H		C FC 87 C FF 89 B FC 87 B FF 90 B CH 83 X FF 88 3-2 ③ L8		B FC 85 B FC 85 1 SAFE B FF 88 B FF 88 4-0 1-2 BB		B FF 91 C FF 90 F FF 92 X SL 80 1-2 E3 28 F9	F FF 95 X SI 94 0-1 ③ G5-3		3	0	0	1	1	0	2
28 Jayson Werth, R (1, 7) OBP: 0.265, SLG: 0.408	B FC 87 C FF 90 X FC 86 1-1 2-H 1B			B FF 87 B CH 80 C FF 87 X FF 87 2-1 40 G4-6-3 1B	D FC 86 C SI 92 X SI 92 1-1 ③ G6-3		C FF 90 F FF 90 B FF 89 X FF 92 1-2 ① F9 1-2			4	0	2	1	0	0	4
40 Wilson Ramos, R (1, 2) OBP: 0.398, SLG: 0.565	D CH 83 F FC 86 B FF 89 C CH 82 X CH 83 2-2 ③ G1-3			S CH 82 B FC 86 F FC 86 F FF 89 X CH 83 1-2 ① ② G4-6-3 1-2f	F FF 90 B SL 80 F FF 92 F FF 92 X FF 91 1-2 HR	B SL 79 X SL 80 1-0 ② G6-3				4	1	1	1	0	0	3
8 Danny Espinosa, S (1, 6) OBP: 0.308, SLG: 0.301		B CH 86 B CH 86 B FF 87 C FF 88 F FF 88 X FF 89 3-2 ① G4-3		X FC 86 0-0 ③ F7		B CH 85 T FF 91 B FF 92 X FF 92 2-1 6 BB 1B 1B	F FF 90 B FF 92 X CH 86 1-1 ③ G3			4	0	1	0	0	0	1
37 Stephen Strasburg, R (1, 1) OBP: 0.211, SLG: 0.211 73 Felipe Vázquez, L (7, 1) 27 Shawn Kelley, R (7, 1) 21 Matthew den Dekker, L (8, PH) OBP: 0.257, SLG: 0.313 58 Jonathan Papelbon, R (9, 1)		C FF 88 B FC 86 X FF 88 1-1 ② G5-3			X CH 85 0-0 ① P3	C FF 90 L FF 88 B SL 81 F SL 79 1 SAFE F SL 80 X FF 89 1-2 ① B2-4		S CH 92 B CH 90 B SL 84 X SI 93 2-1 E4 3 2B 3 E		3 0 0 1 0	0 0 0 1 0	0 0 0 1 0	0 0 0 0 0	0 0 0 0 0	0 0 0 0 0	1 0 0 0 0
Inning Stats	R: 3 H: 1 E: 0 LOB: 1 K: 0 BB: 3 S: 12 P: 28	R: 0 H: 0 E: 0 LOB: 1 K: 1 BB: 1 S: 10 P: 20	R: 0 H: 0 E: 0 LOB: 0 K: 0 BB: 0 S: 9 P: 16	R: 0 H: 1 E: 0 LOB: 0 K: 0 BB: 0 S: 7 P: 10	R: 1 H: 3 E: 0 LOB: 3 K: 0 BB: 1 S: 10 P: 15	R: 1 H: 3 E: 0 LOB: 3 K: 1 BB: 1 S: 20 P: 31	R: 0 H: 0 E: 1 LOB: 1 K: 0 BB: 0 S: 9 P: 13	R: 1 H: 1 E: 2 LOB: 2 K: 0 BB: 1 S: 12 P: 23		1B: 7 SF: 2 2B: 1 SAC: 0 3B: 0 DP: 1 HR: 1 HBP: 0						WP: 0 PA: 41 PB: 0 SB: 3 CS: 0	

PITCHER		IP	WLS	BF	H	R	ER	SO	BB	IBB	HBP	BLK	WP	HR	S	P	ERA	WHIP
20 Justin Nicolino, L ERA: 3.75	(1, 1)	4.2	L	23	5	4	4	1	5	0	0	0	0	0	46	86	7.71	2.143
57 Bryan Morris, R ERA: 3.6	(5, 1)	0.1		1	0	0	0	0	0	0	0	0	0	0	2	3	0.00	0.000
64 Nick Wittgren, R ERA: 3.18	(6, 1)	2.0		11	3	1	1	1	1	0	0	0	0	1	29	44	4.50	2.000
62 José Ureña, R ERA: 6.35	(8, 1)	1.0		6	1	1	0	0	0	1	0	0	0	0	12	23	0.00	1.000

PITCHER	IP	WLS	BF	H	R	ER	SO	BB	IBB	HBP	BLK	WP	HR	S	P	ERA	WHIP

Miami Marlins @ Washington Nationals

Nationals Park, Washington, DC

Sat May 14 2016, 7:06 PM - 10:00 PM EDT

Att. 30,019 - Partly Cloudy - 62 F

TOP

livebaseballscorecards.com

Batter	1	2	3	4	5	6	7	8	9	AB	R	H	RBI	BB	SO	LOB
32 Derek Dietrich, L (1, 4) OBP: 0.409, SLG: 0.550	B SI 91 F SI 92 H CU 78 2-1 27 G3 14 1B HBP	C CU 76 X SI 92 0-1 1-H 2B			B SI 90 B CH 83 B SI 91 B SI 90 4-0 21 BB 14 1B 13 1B BB	C KC 77 B KC 78 B SI 92 F SI 93 B KC 81 C KC 81 3-3 ①		B SI 93 C SI 93 X KC 79 1-1 ③ F8		3	1	1	1	1	1	0
14 Martín Prado, R (1, 5) OBP: 0.419, SLG: 0.452 44 AJ Ramos, R (9, 1)	B SI 93 1 SAFE C SI 93 1 SAFE B SI 93 X SI 92 2-1 27 G3 1-2 1B	F SI 92 B SL 86 X SL 85 1-1 ③ G3			1 SAFE B SI 91 1 SAFE C SI 91 F SI 92 X CH 82 1-2 21 BB 13 1B 1-2 1B	B SI 93 C CH 84 B SI 93 F SI 94 B KC 78 B SI 94 4-2 21 FC6-4 BB			C FF 90 F FF 90 X SL 78 0-2 13 1B 27 1B 1B	4 0	1 0	3 0	0 0	1 0	0 0	1 0
21 Christian Yelich, L (1, 7) OBP: 0.431, SLG: 0.516	F FF 92 B SI 92 B SI 92 S CH 82 B SI 93 F SI 92 F SI 93 F SI 93 X SI 93 3-2 ① L7	C SI 91 X CU 78 0-1 ① G4-3			C SI 90 B CU 77 B CH 83 B CH 83 F SI 91 F SI 92 B CH 83 4-2 13 1B 11 1B 1-2 2-3 BB	C SI 93 1 SAFE B SI 93 B KC 78 X SI 92 2-1 ② FC6-4 1-2f			B SI 90 C SI 90 C SL 78 C SL 80 1-3 ① K	4	1	0	0	1	1	4
27 Giancarlo Stanton, R (1, 9) OBP: 0.352, SLG: 0.525	B SI 92 2 SAFE C SI 93 B SI 94 S SI 93 X SI 94 2-2 ② G3 1-2 2-3	B SL 83 C SL 83 X SI 91 1-1 ② L8			X SI 92 0-0 ① F4	X SI 93 0-0 ③ G1-4-3			X SI 91 0-0 13 1B 1-2 1B	5	0	1	0	0	0	6
41 Justin Bour, L (1, 3) OBP: 0.348, SLG: 0.510 35 David Phelps, R (7, 1) OBP: 0.500, SLG: 0.500 57 Bryan Morris, L (8, 1) 3 Adeiny Hechavarría, R (9, PH) OBP: 0.240, SLG: 0.286 (9, 6)	X SI 92 0-0 ③ F9	B CH 85 B CH 84 X SI 92 2-0 HR			C SI 92 B SL 85 F CH 83 S SI 92 1-3 ② K		C SI 92 X KC 80 0-2 ① G4-3		C SI 92 X SL 80 0-1 ② F9	4 0 0 1	1 0 0 0	1 0 0 0	1 0 0 0	0 0 0 0	1 0 0 0	5 0 0 2
13 Marcell Ozuna, R (1, 8) OBP: 0.361, SLG: 0.522		B SI 90 B SL 85 C SI 92 F SI 91 F CH 84 X SI 94 2-2 19 1B 3B	C CU 77 B SI 92 C SL 82 B SI 93 B CU 77 X SL 85 3-2 ③ G5-3		B SI 91 D SL 84 C CH 82 X SI 91 2-1 11 1B 1-3 2-H 3-H 1B		C KC 78 B CH 84 S KC 80 F SI 94 T KC 82 1-2 ② K		B SI 92 D FF 92 C SL 78 X FF 92 2-1 1-2 2-3 1B	5	2	3	2	0	1	0
11 J.T. Realmuto, R (1, 2) OBP: 0.308, SLG: 0.419		B SL 85 F FF 92 F SI 92 B CH 84 F CU 77 F CH 86 B SI 94 X CU 76 3-2 ① L7	B SI 90 F SI 89 C SI 91 X SI 90 1-2 ① G5-3		B SI 92 B SL 84 C SI 92 B SI 91 C SI 92 X SI 91 3-2 2-H 3-H 1B		B SI 93 F KC 79 B KC 79 F SI 94 B SI 93 F SI 94 S KC 81 3-3 ③ K		B SL 77 C SL 79 X FF 91 1-1 ③ P3	5	0	1	2	0	1	4
19 Miguel Rojas, R (1, 6) OBP: 0.341, SLG: 0.333 (9, 5)		F SI 92 F SL 85 B SI 91 B SI 91 X CU 78 2-2 32 2B 3-H 1B	B CU 75 C SI 91 F SI 92 S SI 92 1-3 ② K		I IN 63 I IN 63 I IN 63 I IN 66 4-0 IBB			C SI 91 C SI 93 X SI 93 0-2 ① G6-3		3	1	1	1	1	1	0
63 Kendry Flores, R (1, 1) 28 Cole Gillespie, R (4, PH) 62 José Ureña, R (4, 1) 12 Chris Johnson, R (7, 3) OBP: 0.292, SLG: 0.364		C SL 83 C SI 92 C CU 75 0-3 ② K	C SL 81 B CU 82 B SL 82 S CH 85 2-3 ③ K		B SI 89 C SI 88 B SI 89 S SI 90 C SI 91 2-3 ③ K			B KC 78 B SI 92 X SI 92 2-0 ② L6		1 1 1 1	0 0 0 0	0 0 0 0	0 0 0 0	1 1 1 0	1 0 2 0	1 0 0 0
Inning Stats	R: 0 E: 0 K: 0 S: 13 H: 1 LOB: 2 BB: 0 P: 22	R: 2 E: 0 K: 1 S: 19 H: 3 LOB: 1 BB: 0 P: 27	R: 1 E: 0 K: 0 S: 8 H: 1 LOB: 0 BB: 0 P: 14	R: 0 E: 0 K: 2 S: 9 H: 0 LOB: 0 BB: 0 P: 13	R: 4 E: 0 K: 2 S: 18 H: 3 LOB: 2 BB: 3 P: 39	R: 0 E: 0 K: 1 S: 8 H: 0 LOB: 1 BB: 1 P: 17	R: 0 E: 0 K: 2 S: 12 H: 0 LOB: 0 BB: 0 P: 16	R: 0 E: 0 K: 0 S: 6 H: 0 LOB: 0 BB: 0 P: 9	R: 0 E: 0 K: 1 S: 13 H: 3 LOB: 3 BB: 0 P: 17	1B: 8 2B: 1 3B: 1 HR: 1 SF: 0 SAC: 0 DP: 0 HBP: 1						

	AB	38
	R	7
	H	11
	RBI	7
	BB	4
	SO	9
	LOB	25

WP: 0 PB: 0 SB: 0 CS: 0 PA: 43

PITCHER		IP	WLS	BF	H	R	ER	SO	BB	IBB	HBP	BLK	WP	HR	S	P	ERA	WHIP
57 Tanner Roark, R ERA: 3.1	(1, 1)	5.0	L	27	8	7	7	5	2	1	1	0	0	1	67	115	12.60	2.000
36 Sammy Solís, L ERA: 2.79	(6, 1)	3.0		10	0	0	0	3	1	0	0	0	0	0	26	42	0.00	0.333
46 Oliver Pérez, L ERA: 3.72	(9, 1)	1.0		6	3	0	0	1	0	0	0	0	0	0	13	17	0.00	3.000

PITCHER	IP	WLS	BF	H	R	ER	SO	BB	IBB	HBP	BLK	WP	HR	S	P	ERA	WHIP

Miami Marlins @ Washington Nationals

Nationals Park, Washington, DC

Sat May 14 2016, 7:06 PM - 10:00 PM EDT

Att. 30,019 - Partly Cloudy - 62 F

livebaseballscorecards.com

BOTTOM

Batter	1	2	3	4	5	6	7	8	9	AB	R	H	RBI	BB	SO	LOB
9 Ben Revere, L (1, 8) OBP: 0.143, SLG: 0.179	C SI 92 F SI 92 B SI 93 B SI 92 X SI 94 2-2 L5 ①	B SI 92 B SI 92 C FF 91 X SI 92 2-1 G4-3 ③			C FF 94 X FF 96 0-1 L4 ①		C SI 91 B KC 79 X SI 91 1-1 G6-3 ②		C FF 89 X CH 86 0-1 G3-6-3 ①② 1-2f	5	0	0	0	0	0	4
6 Anthony Rendon, R (1, 5) OBP: 0.315, SLG: 0.315	C SI 94 B SL 88 S SI 94 X SI 94 1-2 L9 ②		C SL 87 F SI 92 F CU 75 F SI 92 B SI 93 B SL 83 B SL 83 S SL 88 3-3 K ①		C FF 96 B CH 91 F CH 89 B FF 97 B SL 86 B FF 96 4-2 40 1B BB		B SI 93 C FF 93 B SI 94 S FF 93 F SI 94 F FF 93 B FF 94 B FF 94 4-2 20 1B BB		S FF 92 F FF 92 X SI 94 0-2 G6-3 ③	3	0	0	0	2	1	0
20 Daniel Murphy, L (1, 4) OBP: 0.436, SLG: 0.633	X SI 94 0-0 1B		B CH 82 C CH 86 B CH 84 B CH 82 X CH 85 3-1 F9 ②		B FF 95 X FF 95 1-0 F8 ②		B SI 92 X SI 93 1-0 1-2 1B			4	0	2	0	0	0	1
40 Wilson Ramos, R (1, 2) OBP: 0.392, SLG: 0.552 46 Oliver Pérez, L (9, 1)	C FF 93 B FF 94 B SL 88 F FF 93 X FF 93 2-2 P3 ③		B CH 86 B CH 86 B SL 82 C CH 85 S SL 82 X SL 84 3-2 F7 ③		X SI 96 0-0 1-3 1B		B FF 93 C SI 93 X FC 90 1-1 L9 ③			4 0	0 0	1 0	0 0	0 0	0 0	3 0
25 Clint Robinson, L (1, 3) OBP: 0.297, SLG: 0.419		B SI 93 F SI 93 F CU 74 B CH 83 F FF 92 B SI 93 B FF 92 4-2 10 BB 21 BB BB		B CH 88 B SI 94 F FF 95 S CH 89 F FF 96 X CH 89 2-2 G6-3 ①	B CH 90 D CH 90 X SI 94 2-0 F7 ③			X SI 92 0-0 G1-6-3 ①		3	0	0	0	1	0	2
21 Matthew den Dekker, L (1, 7) OBP: 0.282, SLG: 0.294		B SI 92 B SI 92 B SI 90 B SI 91 4-0 10 BB 1-2 BB		S CH 88 H CU 84 1-1 14 1B 10 SF7 HBP		B CH 88 F SI 95 F CH 89 B CH 90 B FF 96 X SI 94 3-2 G5-3 ①		C SI 93 F FC 87 B SI 93 B FC 89 F FC 87 B SI 94 F SI 94 S SI 94 3-3 K ②		2	1	0	0	1	1	0
14 Chris Heisey, R (1, 9) OBP: 0.342, SLG: 0.676		C SI 91 B SL 86 F FF 92 X CU 76 1-2 F7 ①		B FF 95 B SL 83 1 SAFE F FF 95 S CH 88 X CH 90 2-2 1-3 1B		F FF 97 F SL 88 B SL 89 X FF 96 2-2 G5-3 ②		B SI 93 B FC 88 C SI 93 S SI 93 B SI 94 B SI 94 4-2 10 DI BB		3	0	1	0	1	0	2
10 Stephen Drew, L (1, 6) OBP: 0.190, SLG: 0.333		B FF 92 B CH 84 B SI 93 B SI 92 4-0 1-2 2-3 BB		X FF 93 0-0 SF7 ② 3-H		C SI 95 B SI 94 S CH 90 B SI 92 F CH 90 B FF 97 F SI 95 X SI 94 3-2 G3-1 ③		C CU 81 B FC 87 X SI 93 1-1 G6-3 ③ 1-2		2	0	0	1	1	0	1
57 Tanner Roark, R (1, 1) 36 Sammy Solís, R (6, 1) 59 Jose Lobaton, S (9, 2) OBP: 0.370, SLG: 0.270		C FF 91 X SI 92 0-1 L1 ②		X FF 96 0-0 G5-3 ③			X FF 91 0-0 G6-3 ①		C FF 90 B FF 91 X SL 78 1-1 9 G3-6-3 1B	2 1 1	0 0 0	0 0 1	0 0 0	0 0 0	0 0 0	4 0 0
Inning Stats	R: 0 H: 1 E: 0 LOB: 1 K: 0 BB: 0 S: 10 P: 15	R: 0 H: 0 E: 0 LOB: 3 K: 0 BB: 3 S: 10 P: 25	R: 0 H: 0 E: 0 LOB: 0 K: 1 BB: 0 S: 10 P: 19	R: 1 H: 1 E: 0 LOB: 1 K: 0 BB: 0 S: 10 P: 15	R: 0 H: 1 E: 0 LOB: 2 K: 0 BB: 1 S: 7 P: 14	R: 0 H: 0 E: 0 LOB: 0 K: 0 BB: 0 S: 11 P: 19	R: 0 H: 1 E: 0 LOB: 2 K: 0 BB: 1 S: 10 P: 17	R: 0 H: 0 E: 0 LOB: 1 K: 1 BB: 1 S: 10 P: 18	R: 0 H: 1 E: 0 LOB: 0 K: 0 BB: 0 S: 7 P: 8	1B: 5 SF: 1 2B: 0 SAC: 0 3B: 0 DP: 1 HR: 0 HBP: 1						WP: 0 PA: 38 PB: 0 SB: 0 CS: 0	

	AB	30
	R	1
	H	5
	RBI	1
	BB	6
	SO	2
	LOB	17

PITCHER		IP	WLS	BF	H	R	ER	SO	BB	IBB	HBP	BLK	WP	HR	S	P	ERA	WHIP
63 Kendry Flores, R ERA:	(1, 1)	3.0		13	1	0	0	1	3	0	0	0	0	0	30	59	0.00	1.333
62 José Ureña, R ERA: 5.65	(4, 1)	3.0	W	13	2	1	1	0	1	0	1	0	0	0	28	48	3.00	1.000
35 David Phelps, R ERA: 1.64	(7, 1)	1.0		5	1	0	0	0	1	0	0	0	0	0	10	17	0.00	2.000
57 Bryan Morris, R ERA: 3.38	(8, 1)	1.0		4	0	0	0	1	1	0	0	0	0	0	10	18	0.00	1.000
44 AJ Ramos, R ERA: 1.2	(9, 1)	1.0		3	1	0	0	0	0	0	0	0	0	0	7	8	0.00	1.000

PITCHER	IP	WLS	BF	H	R	ER	SO	BB	IBB	HBP	BLK	WP	HR	S	P	ERA	WHIP

Batter	1	2	3	4	5	6	7	8	9	AB	R	H	RBI	BB	SO	LOB
32 Derek Dietrich, L (1, 4) OBP: 0.398, SLG: 0.524	C SI 92 C SI 90 F SL 84 S SL 82 0-3 ① **K**		B SI 91 B SL 82 X SI 91 2-0 ② **P5**		D SL 82 B CH 89 B CH 89 C SI 90 B SI 90 4-1 **BB**	C SL 76 F SL 78 X SL 78 0-2 ③ **G3**			T SI 94 F SL 85 F SL 86 T SL 85 0-2 ② **K**	4	0	0	0	1	2	5
14 Martín Prado, R (1, 5) OBP: 0.411, SLG: 0.443	C SI 91 B SI 92 S SL 84 X SL 83 1-2 ② **G6-3**		D SL 84 B SL 82 B SI 91 C SI 92 X SI 91 3-1 **E4** 2-H 3-H		C CH 89 F SL 82 B SL 82 X SL 82 1-2 ③ **L9**		C FF 88 F CU 76 B FF 90 B FF 86 X SL 84 2-2 21 G6-4-3 1B		B SI 95 B SL 86 F SI 94 B SI 94 F SI 93 X SL 86 3-2 ③ **P6**	5	0	1	0	0	0	3
21 Christian Yelich, L (1, 7) OBP: 0.420, SLG: 0.500	B SI 91 B SL 82 C CH 85 B CH 86 X SI 92 3-1 ③ **G5-3**		B SI 90 F SI 91 B CH 85 C CH 84 B SI 90 S SL 81 3-3 ③ **K**			C CH 89 B SI 90 B CH 85 X CH 89 2-1 ① **L8**	C FF 88 B FF 89 B CH 82 X FF 88 2-1 ①② 1-2f **G6-4-3**			4	0	0	0	0	1	2
27 Giancarlo Stanton, R (1, 9) OBP: 0.349, SLG: 0.540		B SL 82 S SI 89 B SI 90 S SL 80 F SI 91 X SL 82 2-2 ① **G1-3**		B SI 90 S SL 82 F SI 90 F SI 92 F SI 90 X SL 83 1-2 ① **F7**		X SL 84 0-0 **HR**	C FF 89 F FF 90 X CU 77 0-2 ③ **L8**			4	1	1	1	0	0	0
41 Justin Bour, L (1, 3) OBP: 0.336, SLG: 0.490 19 Miguel Rojas, R (8, 3) OBP: 0.341, SLG: 0.333		C SI 91 X SI 91 0-1 ② **G3-1**		C SI 90 B CH 86 C CH 86 F SL 82 F SL 83 X CH 86 1-2 ② **L8**		C SI 90 B SI 91 B SL 84 S CH 84 X SI 90 2-2 ② **F7**		C FF 88 S CH 82 B FF 89 B CH 80 X CH 83 2-2 ① **F8**		4 0	0 0	0 0	0 0	0 0	0 0	0 0
13 Marcell Ozuna, R (1, 8) OBP: 0.358, SLG: 0.514		C SI 90 B SL 84 S SL 84 S SL 83 1-3 ③ **K**		S SI 91 B SI 91 B SL 84 S SL 84 F SI 91 B SI 90 X SL 85 3-2 ③ **F8**		X SI 90 0-0 11 E 1B **1B**		B FC 87 X SL 85 1-0 ② **F8**		4	1	1	0	0	1	0
11 J.T. Realmuto, R (1, 2) OBP: 0.323, SLG: 0.430			B SL 83 C SI 91 F SI 90 X SL 85 1-2 SH5-4 3 1B 14 E **1B**		X SI 89 0-0 SH1-4 **1B**	C SL 84 B SL 83 F CH 89 B SL 83 X SL 81 2-2 **E8** 1-3 1B **1B**		S FF 90 B FF 87 F SL 86 S FF 89 1-3 ③ **K**		4	2	3	0	0	1	0
3 Adeiny Hechavarría, R (1, 6) OBP: 0.256, SLG: 0.296			1 SAFE B SI 89 1 SAFE B SI 91 F SI 91 X SI 91 2-1 SH5-4 14 E 1-2 **1B**		C CH 87 B SI 89 X CH 88 1-1 ① **L8**	I IN 69 I IN 59 I IN 60 I 4-0 1B **IBB**			C SI 96 B SI 96 B SL 84 B SI 96 X SI 95 3-1 51 SH2-3 **1B**	3	1	2	0	1	0	1
José Fernández, R (1, 1) OBP: 0.333, SLG: 0.286 35 David Phelps, R (8, 1) OBP: 0.500, SLG: 0.500 51 Ichiro Suzuki, L (9, PH) OBP: 0.367, SLG: 0.341 46 Kyle Barraclough, R (9, 1) 44 AJ Ramos, R (9, 1)			D SL 82 X SI 91 1-0 ① **SH5-4** 1-2 2-3		B SI 89 C CH 88 B SL 82 X CH 89 2-1 ② **SH1-4** 1-2	X CH 88 0-0 1-3 2-H 3-H **1B**			B SI 95 X SI 94 1-0 ① **SH2-3** 1-2	1 0 0 0 0	0 0 0 0 0	1 0 0 0 0	2 0 0 0 0	0 0 0 0 0	0 0 0 0 0	0 0 0 0 0
Inning Stats	R: 0 E: 0 K: 1 S: 9 H: 0 LOB: 0 BB: 0 P: 13	R: 0 E: 0 K: 1 S: 9 H: 0 LOB: 0 BB: 0 P: 12	R: 2 E: 1 K: 1 S: 12 H: 2 LOB: 1 BB: 0 P: 24	R: 0 E: 0 K: 0 S: 14 H: 0 LOB: 0 BB: 0 P: 19	R: 0 E: 0 K: 0 S: 9 H: 1 LOB: 2 BB: 1 P: 17	R: 3 E: 1 K: 0 S: 14 H: 4 LOB: 2 BB: 1 P: 24	R: 0 E: 0 K: 0 S: 8 H: 1 LOB: 0 BB: 0 P: 12	R: 0 E: 0 K: 1 S: 7 H: 0 LOB: 0 BB: 0 P: 11	R: 0 E: 0 K: 1 S: 10 H: 1 LOB: 1 BB: 0 P: 17	1B: 8 2B: 0 3B: 0 HR: 1	SF: 0 SAC: 3 DP: 1 HBP: 0			WP: 0 PB: 0 SB: 0 CS: 0	PA: 38		

PITCHER		IP	WLS	BF	H	R	ER	SO	BB	IBB	HBP	BLK	WP	HR	S	P	ERA	WHIP
41 Joe Ross, R ERA: 2.63	(1, 1)	5.2	L	27	7	5	3	3	1	1	0	0	0	1	64	106	4.76	1.412
46 Oliver Pérez, L ERA: 3.6	(6, 1)	0.1		1	0	0	0	0	0	0	0	0	0	0	3	3	0.00	0.000
52 Yusmeiro Petit, R ERA: 1.71	(7, 1)	2.0		6	1	0	0	1	0	0	0	0	0	0	15	23	0.00	0.500
45 Blake Treinen, R ERA: 3.94	(9, 1)	1.0		4	1	0	0	1	0	0	0	0	0	0	10	17	0.00	1.000

PITCHER	IP	WLS	BF	H	R	ER	SO	BB	IBB	HBP	BLK	WP	HR	S	P	ERA	WHIP

TOP

Miami Marlins @ Washington Nationals

Nationals Park, Washington, DC

Sun May 15 2016, 1:36 PM - 4:38 PM EDT

Att. 36,786 - Partly Cloudy - 59 F

livebaseballscorecards.com

AB	33
R	5
H	9
RBI	3
BB	2
SO	5
LOB	11

MIAMI

Batter	1	2	3	4	5	6	7	8	9	AB	R	H	RBI	BB	SO	LOB
9 Ben Revere, L (1, 8) (7, 7) OBP: 0.149, SLG: 0.163	B FF 90 B FF 92 C FF 92 C FF 94 F FF 95 X FF 96 2-2 ① L8		B FF 94 X FF 92 1-0 ① F8		B FF 92 B CH 87 B FF 93 B FF 93 4-0 1-2 BB		C CH 87 B CU 83 C CU 83 B CU 84 B CH 87 S CU 83 3-3 ③ K		C FF 91 B SI 90 B CH 84 B CH 83 C FF 91 C FF 91 3-3 ② K	4	0	0	0	1	2	4
6 Anthony Rendon, R (1, 5) OBP: 0.314, SLG: 0.313 20 Daniel Murphy, L (9, PH) OBP: 0.433, SLG: 0.629	C FF 95 B FF 96 X FF 95 1-1 ② G4-3		C CU 82 X CU 81 0-1 ② F9		C CU 83 S CU 84 C CU 85 0-3 ② K			C FF 90 B SL 87 B FF 91 F FF 91 X SL 89 2-2 11 E 11 1B 1B	B FF 94 B FF 91 C FF 90 B FF 91 C FF 88 X FF 92 3-2 ③ F8	4 1	0 0	1 0	0 0	0 0	1 0	3 2
34 Bryce Harper, L (1, 9) OBP: 0.456, SLG: 0.611	C FF 95 B FF 96 B FF 96 B FF 95 C FF 96 B FF 97 4-2 BB		B CH 88 C CH 88 F CH 86 B FF 96 X CU 83 2-2 ③ L9		B CH 90 B CU 83 C CU 83 X CH 88 2-1 ③ L7			B SI 92 C SI 91 C SI 92 C FF 94 1-3 ① K		3	0	0	0	1	1	4
11 Ryan Zimmerman, R (1, 3) OBP: 0.296, SLG: 0.391	S FF 96 B FF 96 F FF 95 F CU 84 S CU 83 1-3 ③ K			C CU 80 B FF 93 B FF 95 F FF 95 B CU 83 X CU 84 3-2 ① IHR		S FF 94 C FF 96 B FF 95 B FF 96 F CU 83 S CU 85 2-3 ① K		B FF 92 C SI 93 F SI 93 B SL 90 B SI 93 X FF 93 3-2 E9 1-3 1B		4	1	2	1	0	2	1
25 Clint Robinson, L (1, 7) OBP: 0.275, SLG: 0.382 52 Yusmeiro Petit, R (7, 1) 14 Chris Heisey, R (8, PH) OBP: 0.333, SLG: 0.657 45 Blake Treinen, R (9, 1)		B FF 93 B FF 93 F FF 94 F FF 94 X CH 87 2-2 ① G4-3		S CH 88 B CH 88 F FF 93 S CU 81 1-3 ① K		C FF 94 S CU 82 S CU 84 0-3 ② K		B FF 92 C FF 93 C SI 94 B FF 94 S FF 94 2-3 ② K		3 0 1 0	0 0 0 0	0 0 0 0	0 0 0 0	0 0 1 0	2 0 0 0	0 0 2 0
40 Wilson Ramos, R (1, 2) OBP: 0.387, SLG: 0.540		B FF 95 F CU 80 F FF 95 X FF 97 1-2 1B		F FF 94 C CU 82 F FF 96 S CU 83 0-3 ② K		B FF 96 S FF 95 S FF 97 1-3 ③ K		F FC 90 C SI 93 F FC 90 S FF 94 0-3 ③ K		4	0	1	0	0	3	2
8 Danny Espinosa, S (1, 6) OBP: 0.314, SLG: 0.316		X CH 86 0-0 ② L7		B CU 82 X CH 88 1-0 ③ G4-3			C FF 92 F CU 81 F CU 83 B CU 83 X CH 88 1-2 2B		B FF 94 S FF 95 C FF 95 X FF 95 1-2 10 BB 1B	4	0	2	0	0	0	1
10 Stephen Drew, L (1, 4) OBP: 0.217, SLG: 0.317		B FF 94 C CH 85 X CH 87 1-1 ③ G3			C FF 92 B CU 81 B CH 86 S CH 87 B CU 83 B CH 88 4-2 9 BB BB		C FF 93 B FF 94 S CU 84 B FF 95 B CU 84 S CU 83 3-3 ① K		B FF 95 B FF 96 B FF 95 B FF 95 4-0 1-2 BB	2	0	0	0	2	1	2
41 Joe Ross, R (1, 1) OBP: 0.389, SLG: 0.333 46 Oliver Pérez, L (6, 1) 3 Michael Taylor, R (7, 8) OBP: 0.240, SLG: 0.310			F FF 92 B FF 94 T FF 95 F CU 82 X CU 81 1-2 1B		B CU 80 L FF 91 L FF 92 S CU 83 1-3 ① K		C CU 84 S CU 84 S FF 96 0-3 ② K		C FF 91 F FF 92 B FF 94 F SL 80 F SL 80 B CH 84 X SL 80 2-2 ① P5	2 0 2	0 0 0	1 0 0	0 0 0	0 0 0	1 0 1	1 0 3
Inning Stats	R: 0 E: 0 K: 1 S: 12 H: 0 LOB: 1 BB: 1 P: 20	R: 0 E: 0 K: 0 S: 9 H: 1 LOB: 1 BB: 0 P: 13	R: 0 E: 0 K: 0 S: 10 H: 1 LOB: 1 BB: 0 P: 14	R: 1 E: 0 K: 2 S: 11 H: 1 LOB: 0 BB: 0 P: 16	R: 0 E: 0 K: 2 S: 10 H: 0 LOB: 2 BB: 2 P: 21	R: 0 E: 0 K: 3 S: 10 H: 0 LOB: 0 BB: 0 P: 13	R: 0 E: 0 K: 3 S: 13 H: 1 LOB: 1 BB: 0 P: 20	R: 0 E: 1 K: 3 S: 16 H: 2 LOB: 2 BB: 0 P: 24	R: 0 E: 0 K: 1 S: 14 H: 1 LOB: 2 BB: 1 P: 27	1B: 5 2B: 1 3B: 0 HR: 1 SF: 0 SAC: 0 DP: 0 HBP: 0						WP: 0 PB: 0 SB: 0 CS: 0 PA: 38	

PITCHER		IP	WLS	BF	H	R	ER	SO	BB	IBB	HBP	BLK	WP	HR	S	P	ERA	WHIP
José Fernández, R ERA: 3.21	(1, 1)	7.0	W	28	4	1	1	11	3	0	0	0	0	0	75	117	1.29	1.000
35 David Phelps, R ERA: 1.57	(8, 1)	1.0		5	2	0	0	3	0	0	0	0	0	0	16	24	0.00	2.000
46 Kyle Barraclough, R ERA: 3.0	(9, 1)	0.0		2	1	0	0	0	1	0	0	0	0	0	3	8	∞	∞
44 AJ Ramos, R ERA: 1.13	(9, 1)	1.0	S	3	0	0	0	1	0	0	0	0	0	0	11	19	0.00	0.000

PITCHER	IP	WLS	BF	H	R	ER	SO	BB	IBB	HBP	BLK	WP	HR	S	P	ERA	WHIP

BOTTOM

Miami Marlins @ Washington Nationals

Nationals Park, Washington, DC

Sun May 15 2016, 1:36 PM - 4:38 PM EDT

Att. 36,786 - Partly Cloudy - 59 F

livebaseballscorecards.com

AB	34
R	1
H	7
RBI	1
BB	4
SO	15
LOB	25

Batter	1	2	3	4	5	6	7	8	9	AB	R	H	RBI	BB	SO	LOB
9 Ben Revere, L (1, 8) OBP: 0.157, SLG: 0.170	C SI 99 F SI 99 F FF 100 B FF 100 B CU 82 X SI 100 2-2 ① G1-3		C SI 99 B FF 99 F CH 93 F FF 99 S SL 91 1-3 ③ K			C FF 96 C SL 90 B FF 97 X CU 81 1-2 28 CS 1B			C SI 96 B FF 97 B SI 97 S SI 96 F SI 97 F SI 96 B SI 97 F SI 97 S SL 88 3-3 ① K	4	0	1	0	0	2	0
28 Jayson Werth, R (1, 7) OBP: 0.265, SLG: 0.403	C SI 100 C SI 100 F SL 93 S FF 99 0-3 ② K			C SL 90 B SI 98 B FF 99 F SI 99 F SI 99 S CU 82 2-3 ① K		B SI 97 1 SAFE C SI 97 X SL 90 1-1 ② 1-2 1B			B SI 97 C SL 86 X SI 97 1-1 ② F8	4	0	1	0	0	2	0
34 Bryce Harper, L (1, 9) OBP: 0.444, SLG: 0.590	B SI 100 X FF 100 1-0 ③ G1-3			F FF 100 C CH 91 B FF 99 C FF 100 1-3 ② K		B SL 91 B FF 97 D CH 90 C SI 98 S CH 91 S SL 92 3-3 ③ K			B SI 97 B SI 97 C SI 97 X SI 96 2-1 ③ G5-3	4	0	0	0	0	2	1
20 Daniel Murphy, L (1, 4) OBP: 0.431, SLG: 0.622		C SI 98 B CU 84 F SI 99 B CU 83 F FF 100 X FF 100 2-2 ① P5		F CU 82 F SI 99 B FF 99 F SL 92 F SI 92 X SI 100 1-2 1B			C CH 89 X CH 89 0-1 ① G4-3			3	0	1	0	0	0	0
11 Ryan Zimmerman, R (1, 3) OBP: 0.297, SLG: 0.397		B SI 99 C SL 92 X FF 99 1-1 6 1B 2B		B SI 99 1 SAFE B SI 99 F SI 97 1 SAFE C SI 98 C FF 99 2-3 ③ K			B SL 91 C SI 97 B CH 90 C SI 98 F SL 91 X SI 98 2-2 ② L9			3	0	1	0	0	1	1
6 Anthony Rendon, R (1, 5) OBP: 0.314, SLG: 0.314		C SI 100 B SI 99 B SL 91 X SL 91 2-1 40 G4-6-3 2-3 1B			C SI 97 S CH 91 S CU 80 0-3 ① K		X SI 97 0-0 ③ F8			3	0	1	0	0	1	0
40 Wilson Ramos, R (1, 2) OBP: 0.376, SLG: 0.524		B SI 100 C FF 99 X SI 99 1-1 ② ③ G4-6-3 1-2f			B SI 98 F SI 98 B CH 90 B SI 97 X SI 98 3-1 ② G5-3			X FF 92 0-0 ① G6-3		3	0	0	0	0	0	2
8 Danny Espinosa, S (1, 6) OBP: 0.307, SLG: 0.308			B FF 98 F SI 98 B SL 91 F FF 99 S SL 92 2-3 ① K		L SL 91 C SI 98 B FF 99 F CU 82 S SI 98 1-3 ③ K			C FC 91 C FF 94 S FF 94 0-3 ② K		3	0	0	0	0	3	0
31 Max Scherzer, R (1, 1) OBP: 0.250, SLG: 0.300 46 Oliver Pérez, L (7, 1) 3 Michael Taylor, R (8, PH) OBP: 0.238, SLG: 0.307 73 Felipe Vázquez, L (8, 1)			C SI 99 S SL 92 B SL 92 X FF 98 1-2 ② G4-3			F SI 95 B SI 96 C SL 88 S SL 89 1-3 ① K		S FF 94 T SL 86 B FF 95 S FC 94 1-3 ③ K		2 0 1 0	0 0 0 0	0 0 0 0	0 0 0 0	0 0 0 0	1 0 1 0	0 0 0 0
Inning Stats	R: 0 H: 0 E: 0 LOB: 0 K: 1 BB: 0 S: 9 P: 12	R: 0 H: 2 E: 0 LOB: 1 K: 0 BB: 0 S: 10 P: 16	R: 0 H: 0 E: 0 LOB: 0 K: 2 BB: 0 S: 10 P: 14	R: 0 H: 1 E: 0 LOB: 1 K: 3 BB: 0 S: 15 P: 21	R: 0 H: 0 E: 0 LOB: 0 K: 2 BB: 0 S: 9 P: 13	R: 0 H: 2 E: 0 LOB: 1 K: 2 BB: 0 S: 11 P: 17	R: 0 H: 0 E: 0 LOB: 0 K: 0 BB: 0 S: 7 P: 9	R: 0 H: 0 E: 0 LOB: 0 K: 2 BB: 0 S: 7 P: 8	R: 0 H: 0 E: 0 LOB: 0 K: 1 BB: 0 S: 10 P: 16	1B: 4 2B: 1 3B: 0 HR: 0	SF: 0 SAC: 0 DP: 1 HBP: 0			WP: 0 PB: 0 SB: 0 CS: 1	PA: 30		

TOP

Washington Nationals @ New York Mets

Citi Field, Flushing, NY

Tue May 17 2016, 7:12 PM - 9:43 PM EDT

Att. 36,701 - Cloudy - 60 F

livebaseballscorecards.com

AB	30
R	0
H	5
RBI	0
BB	0
SO	13
LOB	4

PITCHER		IP	WLS	BF	H	R	ER	SO	BB	IBB	HBP	BLK	WP	HR	S	P	ERA	WHIP
34 Noah Syndergaard, R ERA: 2.19	(1, 1)	7.0	W	24	5	0	0	10	0	0	0	0	0	0	71	102	0.00	0.714
43 Addison Reed, R ERA: 2.65	(8, 1)	1.0	H	3	0	0	0	2	0	0	0	0	0	0	7	8	0.00	0.000
27 Jeurys Familia, R ERA: 2.45	(9, 1)	1.0	S	3	0	0	0	1	0	0	0	0	0	0	10	16	0.00	0.000

PITCHER		IP	WLS	BF	H	R	ER	SO	BB	IBB	HBP	BLK	WP	HR	S	P	ERA	WHIP

BOTTOM

Batter	1	2	3	4	5	6	7	8	9	AB	R	H	RBI	BB	SO	LOB
3 Curtis Granderson, L (1, 9) OBP: 0.304, SLG: 0.437	X FF 93 0-0 HR		B CU 78 C FF 95 B CU 80 T FF 95 B CH 87 B CH 87 4-2 13 G3-6-1 BB		C FF 95 B FF 95 B CH 86 C CU 80 F FF 95 F CU 79 B FF 95 F FF 95 B FF 96 4-2 BB			X FF 94 0-0 13 G5-4-3 1B		2	1	2	1	2	0	0
13 Asdrúbal Cabrera, S (1, 6) OBP: 0.331, SLG: 0.374	F FF 94 B CH 86 B CU 81 F CH 86 S FF 95 2-3 ① K		B CU 79 X CH 85 1-0 ① ② G3-6-1 1-2f		F FF 94 1 SAFE D CU 78 B FF 94 C CH 86 B FF 95 X CU 80 3-2 ③ F8			1 SAFE X FF 94 0-0 ① ② G5-4-3 1-2f		4	0	0	0	0	1	3
30 Michael Conforto, L (1, 7) OBP: 0.357, SLG: 0.528 27 Jeurys Familia, R (9, 1)	B CU 80 B FF 94 B CH 86 B FF 94 4-0 52 HBP BB		B CU 81 F FF 94 B FF 95 F FF 94 F FF 96 X SL 89 2-2 HR			C CU 80 C CH 85 S CH 85 0-3 ① K		C SL 83 C SL 84 B FF 95 X SL 83 1-2 ③ F7		3 0	1 0	1 0	1 0	1 0	1 0	0 0
52 Yoenis Cespedes, R (1, 8) OBP: 0.364, SLG: 0.637 (9, 7)	C FF 93 H FF 93 1-1 1-2 HBP		B SL 86 X FF 95 1-0 ③ F9			C FF 94 F FF 94 B CH 86 B FF 95 X CH 86 2-2 ② P3				2	0	0	0	0	0	0
20 Neil Walker, S (1, 4) OBP: 0.307, SLG: 0.504	B FF 95 B FF 96 S CH 86 F FF 94 T FF 96 2-2 ② K			B CH 85 S FF 94 B CU 80 X FF 94 2-1 ① P5		C FF 95 F FF 94 B FF 95 S CH 83 1-3 ③ K				3	0	0	0	0	2	2
29 Eric Campbell, R (1, 3) OBP: 0.343, SLG: 0.241	C SL 86 D SL 86 F FF 95 X FF 96 1-2 ③ G4-3			F FF 93 C FF 95 S CH 86 0-3 ② K			C SL 87 B SL 86 C FF 94 B SL 87 S SL 86 2-3 ① K			3	0	0	0	0	2	2
26 Kevin Plawecki, R (1, 2) OBP: 0.329, SLG: 0.333		X FF 93 0-0 ① P4		C SL 85 B SL 86 S SL 86 B FF 95 S CH 86 2-3 ③ K			C FF 94 X SL 86 0-1 1B			3	0	1	0	0	1	0
34 Noah Syndergaard, L (1, 1) OBP: 0.250, SLG: 0.571 16 Alejandro De Aza, L (7, PH) OBP: 0.222, SLG: 0.262 43 Addison Reed, L (8, 1) 12 Juan Lagares, R (9, 8) OBP: 0.321, SLG: 0.377		F FF 93 B CU 78 S CU 79 S FF 96 1-3 ② K			C CU 77 B FF 94 S FF 94 S FF 95 1-3 ① K		B FF 91 F SI 90 F FF 92 B SL 78 S SL 79 2-3 ② K			2 1 0 0	0 0 0 0	0 0 0 0	0 0 0 0	2 0 0 0	0 1 0 0	0 1 0 0
15 Matt Reynolds, R (1, 5)		C SL 84 F FF 94 S CH 85 0-3 ③ K			S SL 86 F FF 95 X FF 96 0-2 ② L9		C SL 77 B FF 90 F FF 92 X SI 92 1-2 ③ G5-3			3	0	0	0	0	1	1
Inning Stats	R: 1 E: 0 K: 2 S: 11 H: 1 LOB: 2 BB: 1 P: 21	R: 0 E: 0 K: 2 S: 7 H: 0 LOB: 0 BB: 0 P: 8	R: 1 E: 0 K: 0 S: 8 H: 1 LOB: 0 BB: 1 P: 16	R: 0 E: 0 K: 2 S: 8 H: 0 LOB: 0 BB: 0 P: 12	R: 0 E: 0 K: 1 S: 14 H: 0 LOB: 1 BB: 1 P: 22	R: 0 E: 0 K: 2 S: 9 H: 0 LOB: 0 BB: 0 P: 12	R: 0 E: 0 K: 2 S: 11 H: 1 LOB: 1 BB: 0 P: 16	R: 0 E: 0 K: 0 S: 5 H: 1 LOB: 0 BB: 0 P: 6		1B: 2 2B: 0 3B: 0 HR: 2 SF: 0 SAC: 0 DP: 2 HBP: 1						

PITCHER		IP	WLS	BF	H	R	ER	SO	BB	IBB	HBP	BLK	WP	HR	S	P	ERA	WHIP
31 Max Scherzer, R ERA: 4.01	(1, 1)	6.1	L	25	3	2	2	10	3	0	1	0	0	2	62	98	2.84	0.947
46 Oliver Pérez, L ERA: 3.38	(7, 1)	0.2		2	0	0	0	1	0	0	0	0	0	0	6	9	0.00	0.000
73 Felipe Vázquez, L ERA: 4.82	(8, 1)	1.0		3	1	0	0	0	0	0	0	0	0	0	5	6	0.00	1.000

PITCHER	IP	WLS	BF	H	R	ER	SO	BB	IBB	HBP	BLK	WP	HR	S	P	ERA	WHIP

Washington Nationals @ New York Mets

Citi Field, Flushing, NY

Tue May 17 2016, 7:12 PM - 9:43 PM EDT

Att. 36,701 - Cloudy - 60 F

livebaseballscorecards.com

AB	26
R	2
H	4
RBI	2
BB	3
SO	11
LOB	9

WP: 0 PA: 30
PB: 0
SB: 0
CS: 0

TOP

Washington Nationals @ New York Mets

Citi Field, Flushing, NY

Wed May 18 2016, 7:12 PM - 10:52 PM EDT

Att. 30,100 - Cloudy - 59 F

livebaseballscorecards.com

Batter	1	2	3	4	5	6	7	8	9	AB	R	H	RBI	BB	SO	LOB
9 Ben Revere, L (1, 8) (9, 7) OBP: 0.158, SLG: 0.154	C FF 88 B FF 90 F FF 90 B FF 90 B FF 88 C SI 89 3-3 K ①		C SI 88 C FF 90 B FF 89 X SI 89 1-2 G4-3 ②	C SI 86 X FF 86 0-1 F7 ③			L FF 90 F FF 90 B FF 91 B FF 91 H FF 92 3-2 28 2B 20 SF8 HBP	B SI 90 B SI 89 B SI 89 C SL 88 C SL 88 X SI 88 3-2 G4-3 ②	C FF 92 D SL 87 B FF 93 F FF 91 F FF 93 T SL 87 2-2 K ③	5	1	0	0	0	2	2
28 Jayson Werth, R (1, 7) OBP: 0.291, SLG: 0.421 3 Michael Taylor, R (9, 8) OBP: 0.238, SLG: 0.307	B FF 90 C FF 88 B SL 82 B SI 89 C SI 87 B SI 89 4-2 34 BB BB		B SI 88 C FF 90 C SI 88 B SL 84 B SL 84 B SI 89 4-2 34 BB 20 1B BB		C FF 87 B SL 82 B SI 88 C SI 87 F SI 88 X SI 89 2-2 20 G3 34 BB 6 1B 1B		1 SAFE B CH 82 B FF 90 B CH 84 C FF 91 X FF 92 3-1 11 S 8 BB 1-3 2B	B SI 90 B SI 89 B SI 89 C SI 89 B SI 89 B SI 88 4-1 34 BB BB		2	3	2	0	3	0	0
										0	0	0	0	0	0	0
34 Bryce Harper, L (1, 9) OBP: 0.455, SLG: 0.585	B SI 86 B FF 88 B CH 80 1 SAFE B SI 86 4-0 1-2 BB		C SI 86 1 SAFE 1 SAFE B SI 87 B FF 86 B SI 87 1 SAFE F SI 86 B SI 88 4-2 20 1B 1-2 BB		B SI 86 B SI 86 C SL 81 B CH 80 1 SAFE B SI 86 4-1 20 G3 6 1B 1-2 BB		S FF 91 F FF 92 S FF 91 0-3 K ①	C SI 90 D CU 72 B CU 70 B SI 89 C SI 88 B SI 89 4-2 1-2 BB		1	1	0	0	4	1	2
20 Daniel Murphy, L (1, 4) OBP: 0.424, SLG: 0.612	F FF 91 X FF 91 0-1 L7 ②		F SI 91 C SI 88 F SI 88 F SI 89 F CH 83 F FF 92 F SI 90 X SI 90 0-2 11 HBP 1-3 2-H 1B		X CH 80 0-0 G3 ① 1-2 2-3		B FF 91 D SL 84 S CH 85 X FF 92 2-1 SF8 ② 3-H	C SI 88 F SI 89 S CU 71 0-3 K2-3 ③		4	0	1	2	0	1	6
11 Ryan Zimmerman, R (1, 3) OBP: 0.307, SLG: 0.396	B SI 90 C SI 90 F SI 88 B FF 92 X SI 90 2-2 G4-3 ③		F SI 86 H SI 86 1-1 1-2 HBP		B FF 89 C SI 89 F SI 88 B SI 87 B FF 89 F SI 89 F SI 88 S CH 82 3-3 K ②		C CH 84 B FF 92 S FF 92 B FF 92 F CH 83 B FF 92 B FF 92 4-2 8 BB 6 BB 2-3 BB		B FF 94 X FF 92 1-0 8 F9 6 BB 40 1B 1B	3	1	1	0	1	1	4
6 Anthony Rendon, R (1, 5) OBP: 0.328, SLG: 0.321		B SI 87 C SI 88 X SI 88 1-1 59 G1-6-3 1B	B SI 88 X SI 89 1-0 P4 ③		C SI 89 B SI 88 C SI 90 X FF 90 1-2 8 CS 2-H 3-H 1B		B SL 84 F FF 92 D SL 86 B CH 85 B FF 93 4-1 8 BB 1-2 BB		B FF 93 S FF 92 F FF 93 D SL 86 B FF 94 B FF 94 4-2 25 S 40 1B 1-2 BB	3	1	2	2	2	0	3
8 Danny Espinosa, S (1, 6) OBP: 0.303, SLG: 0.298		F SI 87 F SI 85 B SL 85 F FF 87 T SI 88 1-2 K ①	C SI 87 B SI 89 B FF 91 C SI 87 X FF 91 2-2 G3 ①	F CH 90 B FF 92 S FF 96 B FF 95 2-2 CS ③ 1-2	F FF 94 F SL 86 S FF 95 0-3 K ① B FF 93 F CH 86 B FF 93 S FF 92 D SL 85 B FF 93 4-2 1-2 2-3 3-H BB		X FF 93 0-0 F9 ① 2-3	4	0	0	1	1	2	3
59 Jose Lobaton, S (1, 2) OBP: 0.340, SLG: 0.244 73 Felipe Vázquez, L (7, 1) 27 Shawn Kelley, R (8, 1) 25 Clint Robinson, L (9, PH) OBP: 0.268, SLG: 0.371 36 Sammy Solís, R (9, 1)		B SI 87 X SI 87 1-0 G1-6-3 ②③ 1-2f	C SI 87 B SL 83 F SI 88 F FF 91 B SI 87 F SI 89 X SL 81 2-2 L9 ②		B CH 90 B FF 92 F FF 94 F FF 95 F FF 96 X FF 97 2-2 G4-3 ② F SI 92 C FF 92 D CU 80 B FF 94 F FF 93 F FF 93 S FF 93 2-3 K ③		C FF 95 F FF 95 F FF 96 B FF 94 S SL 89 1-3 K ② 1-2	4	0	0	0	0	1	4
										0	0	0	0	0	0	0
										0	0	0	0	0	0	0
										1	0	0	0	0	1	2
										0	0	0	0	0	0	0
47 Gio González, R (1, 1) OBP: 0.214, SLG: 0.308 40 Wilson Ramos, R (7, 2) OBP: 0.378, SLG: 0.524			C FF 87 B FF 89 C FF 88 C FF 90 1-3 K ① F SI 86 S FF 90 X SI 87 0-2 1B		F FF 94 F FF 92 S FF 96 0-3 K ③		C SI 89 B SI 90 B CH 83 X SI 90 2-1 L8 ① F FF 95 B FF 95 F FF 94 B FF 96 F FF 94 F FF 93 X FF 95 2-2 2-H 3-H 1B		3	0	1	0	0	2	0
										2	0	1	2	0	0	0

Inning Stats	1	2	3	4	5	6	7	8	9
	R: 0 E: 0 K: 1 S: 10	R: 0 E: 0 K: 1 S: 7	R: 1 E: 0 K: 1 S: 20	R: 0 E: 0 K: 0 S: 13	R: 2 E: 0 K: 1 S: 17	R: 0 E: 0 K: 2 S: 10	R: 2 E: 0 K: 2 S: 21	R: 0 E: 0 K: 1 S: 11	R: 2 E: 0 K: 2 S: 17
	H: 0 LOB: 2 BB: 2 P: 23	H: 1 LOB: 0 BB: 0 P: 10	H: 1 LOB: 2 BB: 2 P: 32	H: 1 LOB: 1 BB: 0 P: 17	H: 2 LOB: 0 BB: 1 P: 29	H: 0 LOB: 0 BB: 0 P: 12	H: 1 LOB: 3 BB: 3 P: 43	H: 0 LOB: 2 BB: 2 P: 24	H: 2 LOB: 1 BB: 1 P: 27

	1B: 7	SF: 1	WP: 0	PA: 47
	2B: 1	SAC: 0	PB: 0	
	3B: 0	DP: 1	SB: 2	
	HR: 0	HBP: 2	CS: 1	

	AB	32
	R	7
	H	8
	RBI	7
	BB	11
	SO	11
	LOB	26

PITCHER		IP	WLS	BF	H	R	ER	SO	BB	IBB	HBP	BLK	WP	HR	S	P	ERA	WHIP
40 Bartolo Colon, R ERA: 3.75	(1, 1)	4.2	L	24	5	3	3	4	5	0	1	0	0	0	65	107	5.79	2.143
47 Hansel Robles, R ERA: 1.53	(5, 1)	1.1		3	0	0	0	2	0	0	0	0	0	0	12	16	0.00	0.000
59 Antonio Bastardo, L ERA: 3.12	(7, 1)	0.2		5	1	2	2	1	1	0	1	0	0	0	12	24	27.00	3.000
35 Logan Verrett, R ERA: 3.7	(7, 1)	0.1		3	0	0	0	1	2	0	0	0	0	0	9	19	0.00	6.000
39 Jerry Blevins, L ERA: 2.53	(8, 1)	1.0		5	0	0	0	1	2	0	0	0	0	0	11	24	0.00	2.000

PITCHER		IP	WLS	BF	H	R	ER	SO	BB	IBB	HBP	BLK	WP	HR	S	P	ERA	WHIP
51 Jim Henderson, R ERA: 3.21	(9, 1)	1.0		6	2	2	2	2	1	0	0	0	0	0	17	27	18.00	3.000

BOTTOM

Batter	1	2	3	4	5	6	7	8	9	AB	R	H	RBI	BB	SO	LOB
3 Curtis Granderson, L (1, 9) OBP: 0.297, SLG: 0.425	C FF 90 S FF 88 S CU 77 0-3 K2-3 ①		C CU 75 X CU 75 0-1 G4-3 ③			C CU 75 B SI 88 S FF 91 F FF 92 B FF 89 X FF 92 2-2 G6-3 ②		B SL 82 F FF 95 C SL 82 B SL 79 F FF 97 T FF 97 2-2 K ①		4	0	0	0	0	2	0
12 Juan Lagares, R (1, 8) OBP: 0.317, SLG: 0.368	C SI 89 X SI 90 0-1 L9 ②			B CU 75 B CH 82 C SI 91 C CH 82 F FF 90 B FF 91 S FF 92 3-3 K ①		C FF 92 B CU 80 B SI 91 B CH 83 X SI 90 3-1 1B		C FF 91 B SL 83 S FF 92 X FF 93 1-2 G3-1 ②		4	0	1	0	0	1	0
5 David Wright, R (1, 5) OBP: 0.362, SLG: 0.398	B SI 90 F CH 81 F FF 91 B CU 78 S CU 76 2-3 K ③			C FF 92 S CU 78 X CU 77 0-2 G5-3 ②		F SI 90 C FF 90 D CU 78 D CU 77 C CU 77 2-3 K ③		B SL 80 S FF 92 S FF 92 B FF 93 B FF 93 S FF 92 3-3 K ③		4	0	0	0	0	3	1
52 Yoenis Cespedes, R (1, 7) OBP: 0.368, SLG: 0.656		B FF 90 S CU 77 B FF 90 X SI 91 2-1 L9 ①		B FF 92 C FF 91 B FF 90 B CU 77 X CH 83 3-1 HR			C SI 89 X FF 90 0-1 20 FC6-4 1B		B SI 94 C SI 94 F KC 78 B SI 94 S KC 80 2-3 K ①	4	1	2	1	0	1	0
20 Neil Walker, S (1, 4) OBP: 0.306, SLG: 0.493		B CH 83 C CH 82 S FF 91 F FF 90 B CU 79 F CU 78 B FF 92 B CH 84 4-2 13 G6-3 BB		X FF 90 0-0 F8 ③			C SI 89 X CU 77 0-1 FC6-4 29 13 1B 1B 26 1-2f FC1-2 ①		X SI 94 0-0 P4 ②	3	0	0	0	1	0	1
13 Asdrúbal Cabrera, S (1, 6) OBP: 0.335, SLG: 0.385		C SI 90 X CU 77 0-1 G6-3 ② 1-2			F CH 80 X CH 81 0-1 F8 ①		X SI 90 0-0 26 29 FC1-2 1B 1-2 1B		B SI 94 F SI 93 B KC 80 F SI 94 X SI 94 2-2 2B	4	0	2	0	0	0	1
29 Eric Campbell, R (1, 3) OBP: 0.333, SLG: 0.242		C CU 77 B CH 84 F FF 91 X CU 77 1-2 G6-3 ③			B SI 89 B SI 90 B SI 89 C FF 89 X SI 90 3-1 F9 ②		C CU 76 F FF 90 D CU 78 D CU 78 X CH 82 2-2 26 FC1-2 1-2 2-3 1B		X SI 93 0-0 L7 ③	4	0	1	0	0	0	2
26 Kevin Plawecki, R (1, 2) OBP: 0.317, SLG: 0.319			C SI 89 F CU 76 B CU 75 S CH 81 1-3 K ①		B CU 76 X CH 82 1-0 G4-3 ③		B CH 87 C FF 96 B CH 88 C FF 96 X FF 96 2-2 FC1-2 ② 1-2 2-3 3-Hf			3	0	0	0	0	1	3
40 Bartolo Colon, R (1, 1) OBP: 0.071, SLG: 0.286 47 Hansel Robles, R (5, 1) 15 Matt Reynolds, R (6, PH) 59 Antonio Bastardo, R (7, 1) 35 Logan Verrett, R (7, 1) OBP: 0.200, SLG: 0.400 30 Michael Conforto, L (7, PH) OBP: 0.354, SLG: 0.523 39 Jerry Blevins, L (8, 1) 51 Jim Henderson, L (9, 1)			B SI 90 C SI 90 X SI 91 1-1 G6-3 ②			B SI 90 C SI 90 B CU 76 F CH 82 F CU 77 X FF 90 2-2 L8 ①	B FF 97 C FF 95 B FF 96 X SL 86 2-1 G3-1 ③			1 0 1 0 0 1 0	0 0 0 0 0 0 0	0 0 0 0 0 0 0	0 0 0 0 0 0 0	0 0 0 0 0 0 0	0 0 0 0 0 0 0	0 0 0 0 0 3 0
Inning Stats	R: 0 E: 0 K: 2 S: 8 H: 0 LOB: 0 BB: 0 P: 10	R: 0 E: 0 K: 0 S: 11 H: 0 LOB: 1 BB: 1 P: 18	R: 0 E: 0 K: 1 S: 7 H: 0 LOB: 0 BB: 0 P: 9	R: 1 E: 0 K: 1 S: 10 H: 1 LOB: 0 BB: 0 P: 16	R: 0 E: 0 K: 0 S: 5 H: 0 LOB: 0 BB: 0 P: 9	R: 0 E: 0 K: 1 S: 13 H: 1 LOB: 1 BB: 0 P: 22	R: 0 E: 0 K: 0 S: 13 H: 3 LOB: 3 BB: 0 P: 19	R: 0 E: 0 K: 2 S: 10 H: 0 LOB: 0 BB: 0 P: 16	R: 0 E: 0 K: 1 S: 8 H: 1 LOB: 1 BB: 0 P: 12	1B: 4 2B: 1 3B: 0 HR: 1 SF: 0 SAC: 0 DP: 0 HBP: 0						

PITCHER		IP	WLS	BF	H	R	ER	SO	BB	IBB	HBP	BLK	WP	HR	S	P	ERA	WHIP
47 Gio González, L ERA: 1.86	(1, 1)	6.1	W	25	5	1	1	5	1	0	0	0	0	1	62	94	1.42	0.947
73 Felipe Vázquez, L ERA: 4.58	(7, 1)	1.0	H	3	0	0	0	1	0	0	0	0	0	0	9	15	0.00	0.000
27 Shawn Kelley, R ERA:	(8, 1)	0.2		2	0	0	0	1	0	0	0	0	0	0	6	10	0.00	0.000
36 Sammy Solís, L ERA: 2.53	(9, 1)	1.0		4	1	0	0	1	0	0	0	0	0	0	8	12	0.00	1.000

PITCHER	IP	WLS	BF	H	R	ER	SO	BB	IBB	HBP	BLK	WP	HR	S	P	ERA	WHIP

Washington Nationals @ New York Mets

Citi Field, Flushing, NY

Wed May 18 2016, 7:12 PM - 10:52 PM EDT

Att. 30,100 - Cloudy - 59 F

livebaseballscorecards.com

AB	33
R	1
H	6
RBI	1
BB	1
SO	8
LOB	11

WP: 0 PA: 34
PB: 0
SB: 0
CS: 0

Batter	1	2	3	4	5	6	7	8	9	AB	R	H	RBI	BB	SO	LOB
9 Ben Revere, L (1, 8) (7, 7) OBP: 0.177, SLG: 0.211	C FF 94 B FF 94 X FF 94 1-1 ① L6		B FF 91 2-1 C FF 93 B FF 93 X FF 93 34 1B 11 E 1B X FF 93 0-0 2-H 3-H 3B		C FF 89 B SL 83 B SL 82 X FF 90 2-1 ② G3		C FF 91 X FF 91 0-1 ③ F8			5	1	2	2	0	0	0
28 Jayson Werth, R (1, 7) OBP: 0.290, SLG: 0.411 3 Michael Taylor, R (7, 8) OBP: 0.236, SLG: 0.304	C FF 94 B SL 88 B SL 86 C FF 93 F FF 96 B SL 88 B CU 85 4-2 20 HR BB		B FF 92 3-2 F FF 94 X FF 94 F8 B FF 89 3-2 B FF 87 F FF 89 F FF 90 F FF 90 F FF 90 X FF 91 F7 ③		C FF 90 X SL 83 0-1 ③ G5-3			B SL 86 C SL 86 S SL 86 C CU 70 1-3 ① K		3 1	1 0	0 0	0 0	1 0	0 1	2 0
34 Bryce Harper, L (1, 9) OBP: 0.450, SLG: 0.574 14 Chris Heisey, R (7, 9) OBP: 0.325, SLG: 0.639	B FF 94 X CH 87 1-0 ② F9		D FF 94 F FF 94 X FF 94 1-1 11 E 20 S 6 2B 1-3 1B	C FF 90 B SL 83 S CH 82 F FF 90 F CU 76 B FF 91 F CH 82 F FF 90 F FF 91 3-2 ① F7 F SL 83 B CH 83 F SL 91 X FF 91		F FF 91 S SL 82 B SL 81 B FF 91 X SL 82 2-2 ① G5-3		B SL 87 C SI 88 C CH 83 B CU 70 F CU 70 B SL 88 X SL 88 3-2 ② G6-3		4 1	1 0	1 0	0 0	0 0	0 0	1 0
20 Daniel Murphy, L (1, 4) OBP: 0.429, SLG: 0.636	1 SAFE C CU 82 1 SAFE F FF 94 F FF 96 X CU 81 0-2 1-H HR		B FF 93 C FF 92 I IN 79 I IN 78 I IN 80 4-1 11 E 6 2B 1-2 IBB	B SI 89 C FF 90 B CH 85 F FF 91 F CH 84 X FF 91 2-2 6 1B 40 FC5-2 2B		X SL 81 0-0 ② P4		C SI 88 X CU 72 0-1 ③ F9		4	2	2	2	1	0	0
11 Ryan Zimmerman, R (1, 3) OBP: 0.312, SLG: 0.390 25 Clint Robinson, L (7, 3) OBP: 0.262, SLG: 0.361	T FF 93 S FF 94 B FF 94 F CH 88 F FF 94 S SL 89 1-3 ③ K		B FF 94 X SL 89 1-0 E6 6 2B 40 1B 1-2 2-3 3-H	C FF 90 S SL 82 D SL 83 B FF 89 B FF 92 B FF 92 4-2 40 FC5-2 6 1B BB		B FF 90 B FF 91 B FF 91 B FF 91 4-0 6 1B BB			C FF 92 F FF 93 X FF 93 0-2 ① F7	2 1	1 0	0 0	1 0	2 0	1 0	2 0
6 Anthony Rendon, R (1, 5) OBP: 0.337, SLG: 0.338 10 Stephen Drew, L (7, 5) OBP: 0.213, SLG: 0.310		X FF 94 0-0 ① G6-3	D FF 92 B FF 94 X FF 93 2-0 40 1B 1-3 2-H 3-H 2B	B FF 91 F FF 91 C SL 82 X SL 84 1-2 40 FC5-2 1-2 2-3 1B		F CH 84 C FF 92 F FF 91 D SL 84 B FF 90 X CH 86 2-2 1-2 1B			C FF 93 C FF 94 X SL 86 0-2 ② F7	4 1	1 0	3 0	2 0	0 0	0 0	0 0
40 Wilson Ramos, R (1, 2) OBP: 0.371, SLG: 0.509		C FF 93 S SL 87 C FF 93 0-3 ② K	F FF 92 X SL 88 0-1 37 G5-3 8 1B 9 3B 2-H 3-H 1B	S SL 84 S SL 83 X SL 84 0-2 ② FC5-2 1-2 2-3 3-Hf		X FF 92 0-0 ③ L8			C FF 94 X SL 85 0-1 ③ G6-3	5 1	1 0	1 0	2 0	0 0	1 0	5 0
8 Danny Espinosa, S (1, 6) OBP: 0.309, SLG: 0.305		X FF 93 0-0 1B	C FF 93 B SL 86 X FF 93 1-1 37 G5-3 9 3B 1-2 1B	S FF 90 C FF 90 S SL 84 0-3 ③ K			S FF 90 B FF 89 B FF 91 S FF 90 S FF 91 2-3 ① K			4 1	2 0	0 0	0 0	2 0	3 0
37 Stephen Strasburg, R (1, 1) OBP: 0.174, SLG: 0.174 46 Oliver Pérez, L (7, 1) 45 Blake Treinen, R (8, 1) 58 Jonathan Papelbon, R (9, 1)		C FF 92 D SL 89 X FF 94 1-1 ③ G6-3	C FF 92 C FF 92 X FF 94 0-2 ② G5-3 1-2 2-3		X FF 88 0-0 ① F9		S FF 91 C FF 91 F FF 90 F FF 91 F FF 91 F FF 92 F CH 85 X FF 92 0-2 ② F9			4 0 0 0	0 0 0 0	0 0 0 0	0 0 0 0	0 0 0 0	0 0 0 0	3 0 0 0

Inning Stats	1	2	3	4	5	6	7	8	9
	R: 2 E: 0 K: 1 S: 15	H: 1 LOB: 0 BB: 1 P: 22	R: 0 E: 0 K: 1 S: 7	H: 1 LOB: 1 BB: 0 P: 8	R: 7 E: 1 K: 0 S: 22	H: 6 LOB: 1 BB: 1 P: 38	R: 0 E: 0 K: 1 S: 25	H: 2 LOB: 3 BB: 1 P: 35	R: 0 E: 0 K: 0 S: 5	H: 0 LOB: 0 BB: 0 P: 7	R: 0 E: 0 K: 0 S: 9	H: 1 LOB: 2 BB: 1 P: 17	R: 0 E: 0 K: 1 S: 13	H: 0 LOB: 0 BB: 0 P: 15	R: 0 E: 0 K: 1 S: 9	H: 0 LOB: 0 BB: 0 P: 13	R: 0 E: 0 K: 0 S: 8	H: 0 LOB: 0 BB: 0 P: 8

PITCHER	IP	WLS	BF	H	R	ER	SO	BB	IBB	HBP	BLK	WP	HR	S	P	ERA	WHIP
33 Matt Harvey, R (1, 1) ERA: 5.77	2.2	L	19	8	9	6	2	1	1	0	0	0	1	40	61	20.25	3.375
35 Logan Verrett, R (3, 1) ERA: 3.38	2.1		10	2	0	0	1	1	0	0	0	0	0	34	49	0.00	1.286
59 Antonio Bastardo, L (6, 1) ERA: 2.79	2.0		8	1	0	0	1	1	0	0	0	0	0	22	32	0.00	1.000
39 Jerry Blevins, L (8, 1) ERA: 2.31	1.0		3	0	0	0	1	0	0	0	0	0	0	9	13	0.00	0.000
43 Addison Reed, R (9, 1) ERA: 2.5	1.0		3	0	0	0	0	0	0	0	0	0	0	8	8	0.00	0.000

PITCHER	IP	WLS	BF	H	R	ER	SO	BB	IBB	HBP	BLK	WP	HR	S	P	ERA	WHIP

TOP

Washington Nationals @ New York Mets

Citi Field, Flushing, NY

Thu May 19 2016, 7:12 PM - 10:23 PM EDT

Att. 39,494 - Partly Cloudy - 60 F

livebaseballscorecards.com

AB	39
R	9
H	11
RBI	9
BB	4
SO	5
LOB	16

1B: 7	SF: 0	WP: 0	PA: 43
2B: 2	SAC: 0	PB: 0	
3B: 1	DP: 0	SB: 1	
HR: 1	HBP: 0	CS: 0	

Batter	1	2	3	4	5	6	7	8	9	AB	R	H	RBI	BB	SO	LOB
3 Curtis Granderson, L (1, 9) OBP: 0.290, SLG: 0.413	C SL 90 B CU 83 F FF 96 B CU 84 F CH 91 B FF 97 S FF 96 3-3 **K** ①		C FF 94 B FF 96 B CU 81 S FF 94 F FF 96 F CU 81 X FF 97 2-2 **F8** ①		C FF 95 D CH 89 F SI 94 X FF 96 1-2 **FC4-5** 5 1B ② 1-2f		F SI 91 B SI 92 C SL 80 F SL 79 S SL 79 1-3 **K2-3** ③			4	0	0	0	0	2	1
5 David Wright, R (1, 5) OBP: 0.359, SLG: 0.393 15 Matt Reynolds, R (9, 5)	S FF 97 B SL 91 C FF 97 B FF 96 B SI 93 T FF 98 3-2 **K** ②		B FF 96 F FF 96 B CH 90 F FF 96 B FF 97 F FF 97 F FF 97 X FF 97 3-2 **F8** ②		X FF 96 0-0 1-2 **1B**			B SI 96 X SI 96 1-0 **F9** ①		4 0	0 0	1 0	0 0	0 0	1 0	0 0
30 Michael Conforto, L (1, 7) OBP: 0.347, SLG: 0.511 59 Antonio Bastardo, R (6, 1) 39 Jerry Blevins, L (8, 1) 29 Eric Campbell, R (8, PH) OBP: 0.350, SLG: 0.242 (9, 7)	S FF 98 T SL 92 B SI 97 S CH 92 1-3 **K** ③		C CU 82 S CH 89 X CH 90 0-2 **G3-1** ③		D CH 90 S FF 96 C FF 96 X FF 95 1-2 **P5** ③			B SI 97 F SI 96 B SL 86 B SI 96 B SI 96 4-1 **BB**		3 0 0 0	0 0 0 0	0 0 0 0	0 0 0 1	1 0 0 0	2 0 0 0
52 Yoenis Cespedes, R (1, 8) OBP: 0.372, SLG: 0.649 (8, 7) 43 Addison Reed, L (9, 1)		C FF 96 B FF 96 B FF 97 F SL 91 B FF 97 X SL 91 3-2 20 1B 13 1B **1B**	S FF 95 F FF 95 B CH 90 F CH 90 B FF 97 C CU 81 2-3 **K** ①		B CH 88 C SL 91 F SI 95 B FF 96 B SL 89 F FF 97 B FF 95 4-2 **BB**			C SI 96 D SL 85 B SI 96 F SI 96 F SI 95 S SL 86 2-3 **K** ②		3 0	1 0	1 0	0 0	1 0	2 0	1 0
21 Lucas Duda, L (1, 3) OBP: 0.291, SLG: 0.433		C CU 83 S CH 91 S CH 90 0-3 **K** ①	B FF 96 C CU 81 B FF 96 F CU 82 F FF 95 C FF 97 2-3 **K** ②		C CU 81 B SI 95 B CH 89 F FF 96 F SI 95 T FF 94 2-2 **K** ①			B SI 94 X SI 95 1-0 **G1-3** ③		4	0	0	0	0	3	3
20 Neil Walker, S (1, 4) OBP: 0.311, SLG: 0.493		X SL 90 0-0 13 1B 1-2 **1B**	C FF 96 F FF 96 B CU 80 X CH 90 1-2 **1B**		F FF 95 F FF 96 S FF 96 0-3 **K** ②				B FB 88 B FF 88 S FS 88 S FF 89 B FF 90 T FF 89 3-2 **K** ①	4	0	2	0	0	2	1
13 Asdrúbal Cabrera, S (1, 6) OBP: 0.340, SLG: 0.384		C FF 96 D CH 91 2 SAFE X CH 90 1-1 1-3 2-H **1B**	C SI 95 X SI 95 0-1 **G4-3** ③		B FF 96 F FF 96 C CU 82 X FF 96 1-2 **P6** ③				C FF 89 B FS 82 B FS 89 B FS 82 B FS 88 4-1 12 DI **BB**	3	0	1	1	1	0	2
26 Kevin Plawecki, R (1, 2) OBP: 0.302, SLG: 0.303		S SI 95 F SL 90 1 SAFE X FF 96 0-2 **F9** ②			S SL 91 B SL 92 F FF 96 B CU 84 F FF 95 F FF 96 S FF 96 2-3 **K** ①		C FF 93 X SI 93 0-1 **G3** ①		X FS 88 0-0 **F7** ②	4	0	0	0	0	1	3
33 Matt Harvey, R (1, 1) OBP: 0.182, SLG: 0.273 35 Logan Verrett, R (3, 1) OBP: 0.200, SLG: 0.400 16 Alejandro De Aza, L (5, PH) OBP: 0.239, SLG: 0.279 (6, 7) 12 Juan Lagares, R (7, PH) OBP: 0.306, SLG: 0.356 (8, 8)		S SL 90 B SL 90 F FF 96 B FF 96 C FF 97 2-3 **K** ③			F FF 96 B SI 96 X CU 82 1-1 3 FC4-5 1B		B FF 92 X FF 92 1-0 **F7** ②		B FB 88 C FF 89 B SL 77 S SL 78 B FF 90 S FF 90 3-3 **K** ③ 1-2	1 0 1 2	0 0 0 0	0 0 1 0	0 0 0 0	0 0 0 1	1 0 0 1	2 0 0 1
Inning Stats	R: 0 E: 0 K: 3 S: 10 H: 0 LOB: 0 BB: 0 P: 17	R: 1 E: 0 K: 2 S: 15 H: 3 LOB: 2 BB: 0 P: 21	R: 0 E: 0 K: 0 S: 13 H: 0 LOB: 0 BB: 0 P: 18	R: 0 E: 0 K: 2 S: 13 H: 1 LOB: 1 BB: 0 P: 18	R: 0 E: 0 K: 1 S: 14 H: 2 LOB: 2 BB: 0 P: 19	R: 0 E: 0 K: 2 S: 13 H: 0 LOB: 1 BB: 1 P: 20	R: 0 E: 0 K: 1 S: 7 H: 0 LOB: 0 BB: 0 P: 9	R: 0 E: 0 K: 1 S: 7 H: 0 LOB: 1 BB: 1 P: 15	R: 0 E: 0 K: 2 S: 8 H: 0 LOB: 1 BB: 1 P: 18	1B: 6 2B: 0 3B: 0 HR: 0	SF: 0 SAC: 0 DP: 0 HBP: 0					WP: 0 PB: 0 SB: 0 CS: 0	PA: 36

PITCHER		IP	WLS	BF	H	R	ER	SO	BB	IBB	HBP	BLK	WP	HR	S	P	ERA	WHIP
37 Stephen Strasburg, R ERA: 2.8	(1, 1)	6.0	W	25	6	1	1	10	1	0	0	0	0	0	78	113	1.50	1.167
46 Oliver Pérez, L ERA: 3.09	(7, 1)	1.0		3	0	0	0	1	0	0	0	0	0	0	7	9	0.00	0.000
45 Blake Treinen, R ERA: 3.71	(8, 1)	1.0		4	0	0	0	1	1	0	0	0	0	0	7	15	0.00	1.000
58 Jonathan Papelbon, R ERA: 3.24	(9, 1)	1.0		4	0	0	0	2	1	0	0	0	0	0	8	18	0.00	1.000

PITCHER	IP	WLS	BF	H	R	ER	SO	BB	IBB	HBP	BLK	WP	HR	S	P	ERA	WHIP

BOTTOM

Washington Nationals @ New York Mets

Citi Field, Flushing, NY

Thu May 19 2016, 7:12 PM - 10:23 PM EDT

Att. 39,494 - Partly Cloudy - 60 F

livebaseballscorecards.com

AB	33
R	1
H	6
RBI	1
BB	3
SO	14
LOB	16

Washington Nationals @ Miami Marlins

Marlins Park, Miami, FL

Fri May 20 2016, 7:12 PM - 10:05 PM EDT

Att. 20,017 - Roof Closed - 77 F

livebaseballscorecards.com

Batter	1	2	3	4	5	6	7	8	9	AB	R	H	RBI	BB	SO	LOB
3 Michael Taylor, R (1, 8) OBP: 0.234, SLG: 0.325	X FF 87 0-0 ① L7	X CU 78 0-0 3-H HR			X CH 81 0-0 ② G6-3			B FF 95 C CU 82 L SI 95 X FF 96 1-2 ① G6-3	C SL 82 F SL 83 S SL 82 0-3 ② K	5	1	1	2	0	1	3
28 Jayson Werth, R (1, 7) OBP: 0.293, SLG: 0.418	C FF 90 B FF 88 C FF 89 B FF 88 F FF 89 X CH 84 2-2 1B	B FF 89 B FC 85 C CH 82 B FF 89 C FF 89 F FF 89 F FF 89 C CU 77 3-3 ③ K			B FF 89 C FF 88 B CH 83 X FF 89 2-1 ③ F8			C FF 96 F SI 95 B SL 88 F CU 82 X FF 96 1-2 20 FC4-6 2B	C SL 82 S FF 95 S SL 84 0-3 ③ K	5	0	2	0	0	2	3
34 Bryce Harper, L (1, 9) OBP: 0.451, SLG: 0.576	X FF 90 0-0 ② F8		C FF 86 B CH 87 F CH 82 B CH 83 F CH 82 X CU 79 2-2 ① G1-3			C FF 88 X FF 89 0-1 20 FC6-5 2B		I IN 77 I IN 78 I IN 75 I IN 72 4-0 20 FC4-6 IBB		3	0	1	0	1	0	1
20 Daniel Murphy, L (1, 4) OBP: 0.419, SLG: 0.619	C FF 90 X FC 86 0-1 ③ L8		X FC 86 0-0 ② G4-3			C FF 89 F CU 76 X FC 87 0-2 ① FC6-5 11 G6-4-3 2-3		B SI 94 B SI 93 T CH 88 X SI 95 2-1 ② FC4-6 1-2f 2-3		4	0	0	0	0	0	4
11 Ryan Zimmerman, R (1, 3) OBP: 0.310, SLG: 0.407		B FF 89 B FF 89 X FF 88 2-0 HR	B FF 90 C CH 82 X CH 82 1-1 ③ G6-3			1 SAFE S FF 96 D SL 90 F FF 96 D FF 96 X FF 96 2-2 ②③ G6-4-3 1-2f		B SI 96 C CU 84 B FF 95 S SL 87 X SI 95 2-2 ③ G1-3		4	1	1	1	0	0	3
6 Anthony Rendon, R (1, 5) OBP: 0.341, SLG: 0.348		C FF 90 C CU 76 X FF 87 0-2 40 2B 2B		C FF 87 B FF 89 X CU 76 1-1 ① G6-3			S SL 88 X SI 95 0-1 ① L9		B SL 82 B FF 96 B FF 95 C FF 96 S FF 96 X FF 96 3-2 40 FC 1B	4	1	2	0	0	0	0
40 Wilson Ramos, R (1, 2) OBP: 0.367, SLG: 0.509		C FF 89 B FF 89 X FF 88 1-1 8 F7 3 HR 2-H 2B		B CH 82 X CH 81 1-0 ② L9			S FF 97 B FF 96 S FF 96 F FF 95 X SL 89 1-2 ② G5-3		X FF 96 0-0 ① FC 25 BB 8 BB 1-2f	4	1	1	1	0	0	1
8 Danny Espinosa, S (1, 6) OBP: 0.314, SLG: 0.300		B CU 76 C FF 88 X CH 83 1-1 ① F7 2-3		X FF 90 0-0 ③ F9			B CH 88 S FF 95 B SI 98 F FF 97 B SL 88 B FF 97 4-2 BB		B FF 96 B FF 96 B FF 96 B FF 96 4-0 25 BB 1-2 BB	2	0	0	0	2	0	1
57 Tanner Roark, R (1, 1) 73 Felipe Vázquez, L (7, 1) 27 Shawn Kelley, R (8, 1) 25 Clint Robinson, L (9, PH) OBP: 0.279, SLG: 0.361 58 Jonathan Papelbon, R (9, 1)		C FF 88 B FF 90 S CU 76 S CU 77 1-3 ② K2-3			C FF 88 X CH 81 0-1 ① L7		S FF 95 T FF 97 B FF 96 F FF 95 X FF 95 1-2 ③ L8		B SL 83 F FF 96 B FF 97 F SL 84 F FF 96 B FF 97 F SL 84 F SL 82 B FF 97 4-2 1-2 2-3 BB	3 0 0 0 0	0 0 0 0 0	0 0 0 0 0	0 0 0 0 1	0 0 0 0 0	1 0 0 0 0	2 0 0 0 0
Inning Stats	R: 0 E: 0 K: 0 S: 8 H: 1 LOB: 1 BB: 0 P: 10	R: 4 E: 0 K: 2 S: 17 H: 4 LOB: 0 BB: 0 P: 25	R: 0 E: 0 K: 0 S: 7 H: 0 LOB: 0 BB: 0 P: 10	R: 0 E: 0 K: 0 S: 4 H: 0 LOB: 0 BB: 0 P: 6	R: 0 E: 0 K: 0 S: 5 H: 0 LOB: 0 BB: 0 P: 7	R: 0 E: 0 K: 0 S: 8 H: 1 LOB: 0 BB: 0 P: 10	R: 0 E: 0 K: 0 S: 12 H: 0 LOB: 1 BB: 1 P: 18	R: 0 E: 0 K: 0 S: 12 H: 1 LOB: 2 BB: 1 P: 22	R: 0 E: 0 K: 2 S: 15 H: 1 LOB: 3 BB: 2 P: 26	1B: 2 2B: 4 3B: 0 HR: 2 SF: 0 SAC: 0 DP: 1 HBP: 0						

PITCHER	IP	WLS	BF	H	R	ER	SO	BB	IBB	HBP	BLK	WP	HR	S	P	ERA	WHIP
20 Justin Nicolino, L (1, 1) ERA: 4.3	5.1	L	22	6	4	4	2	0	0	0	0	0	2	46	63	6.75	1.125
33 Dustin McGowan, R (6, 1) ERA: 2.7	1.2		5	0	0	0	0	1	0	0	0	0	0	15	23	0.00	0.600
62 José Ureña, R (8, 1) ERA: 5.51	1.0		5	1	0	0	0	0	1	0	0	0	0	12	22	0.00	1.000
46 Kyle Barraclough, R (9, 1) ERA: 2.57	1.0		6	1	0	0	2	2	0	0	0	0	0	15	26	0.00	3.000

PITCHER	IP	WLS	BF	H	R	ER	SO	BB	IBB	HBP	BLK	WP	HR	S	P	ERA	WHIP

TOP

AB	34
R	4
H	8
RBI	4
BB	4
SO	4
LOB	18

WP: 0 PB: 0 SB: 0 CS: 0 PA: 38

Washington Nationals @ Miami Marlins

Marlins Park, Miami, FL

Fri May 20 2016, 7:12 PM - 10:05 PM EDT

Att. 20,017 - Roof Closed - 77 F

livebaseballscorecards.com

BOTTOM

Batter	1	2	3	4	5	6	7	8	9	AB	R	H	RBI	BB	SO	LOB
32 Derek Dietrich, L (1, 4) OBP: 0.414, SLG: 0.505	H FF 92 1-0 14 G6-4-3 HBP		C CU 77 X CH 84 0-1 1B		B SI 93 C CU 76 C CU 78 F CU 78 F SI 94 F SL 87 B SL 87 F CU 77 B SI 94 4-2 B SI 94 14 1B BB		D SL 83 X FF 95 1-0 1-2 1B			2	0	2	0	1	0	0
14 Martín Prado, R (1, 5) OBP: 0.404, SLG: 0.438	B SI 93 1 SAFE F SI 92 X SL 86 1-1 ① ② G6-4-3 1-2f		B SI 92 F SL 87 F FF 93 B CU 77 T SL 86 2-2 ② K		C SI 92 C SI 92 B SL 85 X SI 94 1-2 1-2 1B		C FF 95 B FF 95 C CH 87 F FF 94 D CH 87 X CH 87 2-2 ③ G1-3			4	0	1	0	0	1	4
21 Christian Yelich, L (1, 7) OBP: 0.420, SLG: 0.524	C SI 93 B CU 78 X CU 78 1-1 ③ G4-3		B CH 83 B SI 92 X SI 92 2-0 ③ G1-3		B CU 77 C CU 76 X SI 91 1-1 ③ G1-3			B FF 93 C FF 93 C SL 82 X SL 81 1-2 13 L4-3 1B		4	0	1	0	0	0	3
27 Giancarlo Stanton, R (1, 9) OBP: 0.327, SLG: 0.486		B SI 93 X SI 91 1-0 ① G6-3		S SL 86 F SI 92 B FF 91 S SL 86 1-3 ① K		C SI 91 C CU 76 T FF 93 0-2 ① K		B FF 91 F SL 82 S FF 91 F FF 92 B FF 91 B FF 92 S SL 83 3-3 ① K		4	0	0	0	0	3	1
13 Marcell Ozuna, R (1, 8) OBP: 0.348, SLG: 0.529		B SI 93 B SL 87 C SI 94 B SL 88 F SI 93 X SI 94 3-2 ② G4-3		C CU 76 S SL 87 B FF 92 B FF 92 F SI 94 F SL 87 F CH 85 B SI 92 X CH 84 3-2 HR		B SI 93 F SI 92 X SL 86 1-1 ② F8		C FF 92 S SL 82 X SL 85 0-2 ② ③ L4-3 1-1		4	1	1	1	0	0	1
41 Justin Bour, L (1, 3) OBP: 0.313, SLG: 0.470		B SI 94 X SI 93 1-0 3 WP 11 1B 1B		F SI 93 X CH 85 0-1 ② G3-1		B CU 77 F CU 78 B SI 92 S CH 83 F SI 92 C SI 92 2-3 ③ K			F FF 89 X SL 79 0-1 ① P4	4	0	1	0	0	1	0
11 J.T. Realmuto, R (1, 2) OBP: 0.326, SLG: 0.429		B SI 92 C SI 93 B SI 92 C SI 92 F SI 93 X SI 92 2-2 3 WP 1-2 1B		B SL 87 C SI 93 B SI 93 S SI 93 X SL 88 2-2 ③ G4-3			S SI 92 F SL 86 B SI 91 B SI 92 X CU 74 2-2 ① G6-3		X FF 88 0-0 ② F7	4	0	1	0	0	0	0
3 Adeiny Hechavarría, R (1, 6) OBP: 0.283, SLG: 0.336		C SI 93 S SL 85 B FF 93 S SL 85 1-3 ③ K 1-2 2-3			X SI 92 0-0 ① G1-3		S SL 85 X SI 91 0-1 ② 1B		C FF 89 S SL 80 B FF 89 X SL 80 1-2 51 DI 1B	4	0	2	0	0	1	2
20 Justin Nicolino, L (1, 1) 33 Dustin McGowan, R (6, 1) 28 Cole Gillespie, R (7, PH) 62 José Ureña, R (8, 1) 46 Kyle Barraclough, R (9, 1) 51 Ichiro Suzuki, L (9, PH) OBP: 0.396, SLG: 0.362			C SI 90 F SI 91 C CU 77 0-3 ① K		F SI 91 F SI 91 F CU 77 F SI 92 S CU 77 0-3 ② K		C SI 90 B SL 85 B SL 85 F SI 92 B SI 93 B SI 92 4-2 32 1B BB		B FF 91 C FF 90 X SL 80 1-1 ③ G6-3 1-2	2 0 0 0 0 0 1	0 0 0 0 0 0 0	0 0 0 0 0 0 0	0 0 0 0 0 0 0	2 0 1 0 0 0 0	0 0 0 0 0 0 0	0 0 0 0 0 0 1
Inning Stats	R: 0 E: 0 K: 0 S: 4 H: 0 LOB: 0 BB: 0 P: 7	R: 0 E: 0 K: 1 S: 12 H: 2 LOB: 2 BB: 0 P: 20	R: 0 E: 0 K: 2 S: 9 H: 1 LOB: 1 BB: 0 P: 13	R: 1 E: 0 K: 1 S: 14 H: 1 LOB: 0 BB: 0 P: 20	R: 0 E: 0 K: 1 S: 17 H: 1 LOB: 2 BB: 1 P: 23	R: 0 E: 0 K: 2 S: 9 H: 0 LOB: 0 BB: 0 P: 12	R: 0 E: 0 K: 0 S: 12 H: 2 LOB: 2 BB: 1 P: 21	R: 0 E: 0 K: 1 S: 10 H: 1 LOB: 0 BB: 0 P: 14	R: 0 E: 0 K: 0 S: 8 H: 1 LOB: 1 BB: 0 P: 10	1B: 8 2B: 1 3B: 0 HR: 1 SF: 0 SAC: 0 DP: 2 HBP: 1						

	AB	33
	R	1
	H	9
	RBI	1
	BB	2
	SO	8
	LOB	12

WP: 1 PB: 0 SB: 0 CS: 0 PA: 36

PITCHER		IP	WLS	BF	H	R	ER	SO	BB	IBB	HBP	BLK	WP	HR	S	P	ERA	WHIP
57 Tanner Roark, R ERA: 2.89	(1, 1)	6.2	W	27	6	1	1	7	2	0	1	0	1	1	72	108	1.35	1.200
73 Felipe Vázquez, L ERA: 4.5	(7, 1)	0.1	H	3	2	0	0	0	0	0	0	0	0	0	8	12	0.00	6.000
27 Shawn Kelley, R ERA:	(8, 1)	1.0	H	2	0	0	0	1	0	0	0	0	0	0	7	10	0.00	0.000
58 Jonathan Papelbon, R ERA: 3.06	(9, 1)	1.0	S	4	1	0	0	0	0	0	0	0	0	0	8	10	0.00	1.000

PITCHER	IP	WLS	BF	H	R	ER	SO	BB	IBB	HBP	BLK	WP	HR	S	P	ERA	WHIP

Washington Nationals @ Miami Marlins

Marlins Park, Miami, FL

Sat May 21 2016, 7:16 PM - 10:28 PM EDT

Att. 25,839 - Roof Closed - 76 F

TOP

livebaseballscorecards.com

Batter	1	2	3	4	5	6	7	8	9	AB	R	H	RBI	BB	SO	LOB
9 Ben Revere, L (1, 8) OBP: 0.197, SLG: 0.230	B FF 93 B FF 94 C FF 94 X FF 95 2-1 14 K2 1B			C SI 91 B CU 83 B CH 86 B CH 88 F FF 95 T FF 95 3-2 ① K		C FF 95 X FF 96 0-1 ① L8		B SI 94 C FF 93 X FC 90 1-1 1B		4	0	2	0	0	1	0
14 Chris Heisey, R (1, 7) OBP: 0.318, SLG: 0.590	B FF 96 S FF 96 1 SAFE C FF 96 D FF 97 B CU 84 S FF 97 3-3 ①② K2 1-1f			B CU 81 C CU 82 B FF 96 C FF 96 F CU 83 B CU 84 B CU 84 4-2 34 1B 25 1B BB		X FF 96 0-0 ② F8		C FC 94 B FF 94 S FC 91 F FC 95 C KC 81 1-3 ③ K		3	1	0	0	1	2	2
34 Bryce Harper, L (1, 9) OBP: 0.453, SLG: 0.574	S FF 97 B FF 98 C FF 98 B FF 98 B FF 99 S CU 85 3-3 ③ K			B CH 87 C FF 95 C CU 83 X CU 84 1-2 25 1B 1-3 1B		B FF 97 B FF 97 C FF 96 B FF 97 F FF 97 X FF 98 3-2 ③ G4-3			F FF 92 X CU 76 0-1 20 1B 40 1B 1B	4	1	2	0	0	1	0
20 Daniel Murphy, L (1, 4) OBP: 0.421, SLG: 0.616		X FF 93 0-0 25 CS 1B		F FF 96 F CU 85 B FF 96 S CH 91 1-3 ② K			C FF 95 S FF 96 S SL 84 0-3 ① K		B FF 90 D CH 84 F FF 90 C FF 92 F FF 94 B CH 86 F CH 84 X CH 84 3-2 6 BB 40 1B 28 FC5-2 1-3 1B	4	0	2	0	0	2	2
25 Clint Robinson, L (1, 3) OBP: 0.283, SLG: 0.359 52 Yusmeiro Petit, R (7, 1) 40 Wilson Ramos, R (9, PH) OBP: 0.372, SLG: 0.513 3 Michael Taylor, R (9, PR) OBP: 0.234, SLG: 0.325		B SI 92 B SI 91 C CH 86 1 SAFE B FF 95 C FF 95 1 SAFE S CU 84 3-3 ①② K 1-2		B CH 90 B CH 89 X CH 89 2-0 1-3 3-H 1B			C SL 81 B FF 95 X CH 89 1-1 ② G4-3		D SL 79 X FF 92 1-0 28 FC5-2 6 BB 1-2 3-H 1B	3 0 1 0	0 0 0 0	1 0 1 0	1 0 1 0	0 0 0 0	1 0 0 0	1 0 0 0
6 Anthony Rendon, R (1, 5) OBP: 0.344, SLG: 0.343		B FF 96 C FF 96 C FF 97 B FF 99 F FF 98 F FF 99 S CU 85 2-3 ③ K		F CU 84 D CU 84 S FF 95 B CU 86 B CU 86 S CU 86 3-3 ③ K			C FF 94 B FF 95 F FF 95 B FF 96 B SL 82 B SL 82 4-2 BB		C SL 79 D SL 80 B FF 90 F SL 79 D SL 80 B SL 79 4-2 28 FC5-2 1-2 2-3 BB	2	0	0	0	2	2	2
8 Danny Espinosa, S (1, 6) OBP: 0.308, SLG: 0.293 28 Jayson Werth, R (9, PH) OBP: 0.291, SLG: 0.415			F FF 93 X CU 82 0-1 ① B2-3		B FF 94 C FF 94 S FF 95 B FF 96 X FF 97 2-2 ① F8		C SL 82 1 SAFE S FF 95 S CH 89 0-3 ③ K		C SL 79 C FF 92 D SL 81 X CH 87 1-2 ①② FC5-2 1-2 2-3 3-H	3 1	0 0	0 0	0 0	0 0	1 0	1 3
59 Jose Lobaton, S (1, 2) OBP: 0.315, SLG: 0.222			C FF 93 C SI 91 X FF 98 0-2 ② F7		S FF 96 F CU 83 F CH 89 F CU 82 F CU 84 B FF 97 B FF 97 S FF 97 2-3 ② K			B SI 93 S SI 92 F FC 90 B SI 93 S SI 92 2-3 ① K	D CH 86 F FF 91 B FF 92 X SI 90 2-1 ③ G3-1	4	0	0	0	0	2	2
41 Joe Ross, R (1, 1) OBP: 0.350, SLG: 0.294 36 Sammy Solís, R (6, 1) 11 Ryan Zimmerman, R (7, 3) OBP: 0.308, SLG: 0.404			F FF 94 C FF 97 F CU 84 B CU 83 S CU 83 1-3 ③ K		C FF 96 B FF 96 S FF 96 B FF 98 B FF 97 F FF 96 X FF 96 3-2 ③ G6-3			B FF 94 F FF 93 F FF 94 F FF 95 B FC 92 B KC 80 F FF 95 F FF 96 X FF 96 3-2 ② L9		2 0 1	0 0 0	0 0 0	0 0 0	1 0 0	0 0 0	0 0 0
Inning Stats	R: 0 E: 0 K: 2 S: 8 H: 1 LOB: 0 BB: 0 P: 16	R: 0 E: 0 K: 2 S: 9 H: 1 LOB: 0 BB: 0 P: 14	R: 0 E: 0 K: 1 S: 9 H: 0 LOB: 0 BB: 0 P: 10	R: 1 E: 0 K: 3 S: 16 H: 2 LOB: 2 BB: 1 P: 30	R: 0 E: 0 K: 1 S: 13 H: 0 LOB: 0 BB: 0 P: 20	R: 0 E: 0 K: 0 S: 6 H: 0 LOB: 0 BB: 0 P: 9	R: 0 E: 0 K: 2 S: 10 H: 0 LOB: 1 BB: 1 P: 15	R: 0 E: 0 K: 2 S: 15 H: 1 LOB: 1 BB: 0 P: 22	R: 1 E: 0 K: 0 S: 15 H: 3 LOB: 2 BB: 1 P: 26	1B: 8 2B: 2 3B: 0 HR: 0 SF: 0 SAC: 0 DP: 3 HBP: 0						

PITCHER		IP	WLS	BF	H	R	ER	SO	BB	IBB	HBP	BLK	WP	HR	S	P	ERA	WHIP
José Fernández, R ERA: 3.02	(1, 1)	6.0	W	21	4	1	1	9	1	0	0	0	0	0	61	99	1.50	0.833
46 Kyle Barraclough, R ERA: 2.4	(7, 1)	1.0	H	4	0	0	0	2	1	0	0	0	0	0	10	15	0.00	1.000
35 David Phelps, R ERA: 1.44	(8, 1)	1.0	H	4	1	0	0	2	0	0	0	0	0	0	15	22	0.00	1.000
44 AJ Ramos, R ERA: 2.0	(9, 1)	1.0	S	6	3	1	1	0	1	0	0	0	0	0	15	26	9.00	4.000

PITCHER	IP	WLS	BF	H	R	ER	SO	BB	IBB	HBP	BLK	WP	HR	S	P	ERA	WHIP

AB	32
R	2
H	8
RBI	2
BB	3
SO	13
LOB	13

WP: 0	PA: 35		
PB: 0			
SB: 0			
CS: 1			

BOTTOM

Batter	1	2	3	4	5	6	7	8	9	AB	R	H	RBI	BB	SO	LOB
51 Ichiro Suzuki, L (1, 7) OBP: 0.448, SLG: 0.431	C SI 92 C SI 94 B SI 94 B SL 84 F SL 83 F SI 94 F SL 85 B SI 95 X SI 95 3-2 1B		B SL 82 B SI 94 F SL 81 X SI 93 2-1 14 FC6-4 1B		F CH 86 X SL 82 0-1 14 E 14 1B 1B	B KC 78 B KC 78 B SI 92 C SI 93 B SI 93 4-1 BB		B FF 87 B CH 80 B FF 87 C SL 86 F FF 87 X FF 88 3-2 2B		4	1	4	0	1	0	0
14 Martín Prado, R (1, 5) OBP: 0.398, SLG: 0.430	1 SAFE B SI 93 1 SAFE C SI 92 C SL 84 B SL 84 S SL 83 2-3 ① K		C SL 82 X SL 92 0-1 ③ FC6-4 1-2f		1 SAFE 1 SAFE D SL 83 F SI 91 B SL 84 X SI 92 2-1 32 G3 32 PB 1-H 1B	B KC 79 B SI 92 C SI 93 F SI 92 F CH 84 X SI 92 2-2 ③ F7		C FF 88 C FF 89 B CU 76 D CU 77 X FF 89 2-2 ③ G4-3		5	0	1	1	0	1	5
32 Derek Dietrich, L (1, 4) OBP: 0.400, SLG: 0.485	C SI 93 C SI 93 C SI 93 0-3 ② K			C SI 92 S SL 82 B SI 93 S SL 84 1-3 ① K	B CH 87 X SI 92 1-0 ② G3 1-3		C KC 79 C SI 92 B SI 92 F SI 92 X KC 81 1-2 ① G2			4	0	0	0	0	2	2
27 Giancarlo Stanton, R (1, 9) OBP: 0.325, SLG: 0.476	B SI 94 B SI 92 C SI 93 S SL 84 S SL 85 2-3 ③ K			C SI 93 S SL 86 B SI 94 B SL 86 B SL 84 B SI 94 4-2 13 2B BB	F SI 92 B SI 92 B SL 85 B SL 84 C SI 90 S SL 84 3-3 ③ K		C FF 88 B SL 85 S FF 88 B FF 89 F FF 89 S CU 76 2-3 ② K			3	0	0	0	1	3	2
13 Marcell Ozuna, R (1, 8) OBP: 0.357, SLG: 0.554		X SI 94 0-0 ① G5-3		B SL 82 X SI 92 1-0 1-3 2B	B SI 91 S SL 82 X SI 92 1-1 41 HR 3B	X FF 88 0-0 41 BB 1B				4	1	3	0	0	0	0
41 Justin Bour, L (1, 3) OBP: 0.326, SLG: 0.496 19 Miguel Rojas, R (7, PR) OBP: 0.326, SLG: 0.317 (8, 3)		C SI 95 B SI 94 B SI 93 X CH 88 2-1 ② G4-3		I IN 48 I IN 52 I IN 55 I IN 56 4-0 IBB	B SI 91 B SI 91 X CH 86 2-0 3-H HR	1 SAFE B FF 87 B FF 88 B FF 87 C FF 88 B FF 89 4-1 1-2 BB				2 0	1 0	1 0	2 0	2 0	0 0	0 0
11 J.T. Realmuto, R (1, 2) OBP: 0.324, SLG: 0.423		F SL 86 B SI 93 B SI 95 X SL 84 2-1 ③ P3		F SL 83 F SL 82 S SL 83 0-3 ② K	F SL 83 B SI 92 B SL 84 X SI 92 2-1 3 FC5-4 1B	C SL 86 X FF 89 0-1 ③ F9				4	0	1	0	0	1	5
3 Adeiny Hechavarría, R (1, 6) OBP: 0.275, SLG: 0.326			S SI 93 X SL 85 0-1 ① G5-3	C SL 84 X SI 94 0-1 ③ G1-3	C SI 91 S SL 83 B SL 82 B SL 82 X SL 82 2-2 ① FC5-4 SH1-4 1-2f			F FF 87 B FF 88 F FF 87 X CU 75 1-2 ① G6-3		4	0	0	0	0	0	4
José Fernández, R (1, 1) OBP: 0.294, SLG: 0.250 46 Kyle Barraclough, R (7, 1) 35 David Phelps, R (8, 1) OBP: 0.500, SLG: 0.500 28 Cole Gillespie, R (8, PH) 44 AJ Ramos, R (9, 1)			C SI 95 X SI 94 0-1 ② G6-3		S SL 84 S SL 83 S SL 83 0-3 ① K	L SI 91 X SL 82 0-1 ② SH1-4 1-2		B SL 86 F SL 83 F FF 87 F FF 88 S CU 76 1-3 ② K		2 0 0 0 1 0	0 0 0 0 0 0	0 0 0 0 0 0	0 0 0 0 0 0	0 0 0 0 0 0	1 0 0 0 1 0	0 0 0 0 0 0
Inning Stats	R: 0 E: 0 K: 3 S: 15 H: 1 LOB: 1 BB: 0 P: 22	R: 0 E: 0 K: 0 S: 5 H: 0 LOB: 0 BB: 0 P: 9	R: 0 E: 0 K: 0 S: 8 H: 1 LOB: 1 BB: 0 P: 10	R: 0 E: 0 K: 2 S: 11 H: 1 LOB: 3 BB: 2 P: 21	R: 1 E: 1 K: 2 S: 11 H: 2 LOB: 1 BB: 0 P: 17	R: 2 E: 0 K: 0 S: 15 H: 3 LOB: 2 BB: 1 P: 28	R: 0 E: 0 K: 1 S: 12 H: 1 LOB: 2 BB: 1 P: 19	R: 0 E: 0 K: 1 S: 13 H: 1 LOB: 1 BB: 0 P: 20								

PITCHER		IP	WLS	BF	H	R	ER	SO	BB	IBB	HBP	BLK	WP	HR	S	P	ERA	WHIP
41 Joe Ross, R ERA: 2.7	(1, 1)	5.2	L	27	8	3	2	7	1	1	0	0	0	1	60	96	3.18	1.588
36 Sammy Solís, L ERA: 2.38	(6, 1)	0.2		3	0	0	0	0	1	0	0	0	0	0	9	16	0.00	1.500
52 Yusmeiro Petit, R ERA: 1.59	(7, 1)	1.2		8	2	0	0	2	1	0	0	0	0	0	21	34	0.00	1.800

PITCHER	IP	WLS	BF	H	R	ER	SO	BB	IBB	HBP	BLK	WP	HR	S	P	ERA	WHIP

Washington Nationals @ Miami Marlins

Marlins Park, Miami, FL

Sat May 21 2016, 7:16 PM - 10:28 PM EDT

Att. 25,839 - Roof Closed - 76 F

livebaseballscorecards.com

AB	33
R	3
H	10
RBI	3
BB	4
SO	9
LOB	18

1B: 6	SF: 0	WP: 0	PA: 38
2B: 2	SAC: 1	PB: 1	
3B: 1	DP: 0	SB: 0	
HR: 1	HBP: 0	CS: 0	

Washington Nationals @ Miami Marlins

Marlins Park, Miami, FL

Sun May 22 2016, 1:13 PM - 4:08 PM EDT

Att. 24,308 - Roof Closed - 77 F

TOP

livebaseballscorecards.com

Batter	1	2	3	4	5	6	7	8	9	AB	R	H	RBI	BB	SO	LOB
9 Ben Revere, L (1, 8) (9, 7) OBP: 0.225, SLG: 0.258	C FF 92 C FF 91 X SL 87 0-2 28 G4-3 28 S 34 SF8 1B		X FF 90 0-0 20 S 28 G2-3 20 1B 1B	C FF 91 B CH 82 B FF 90 X FF 92 2-1 ② G4-3		X FF 90 0-0 E9 2-H 3-H 1B		C FF 93 X FF 94 0-1 ③ F8		5	2	3	2	0	0	1
28 Jayson Werth, R (1, 7) OBP: 0.288, SLG: 0.407 3 Michael Taylor, R (9, PR) OBP: 0.234, SLG: 0.325 (9, 8)	1 SAFE 1 SAFE B FF 92 C FF 89 C FF 91 F FF 91 F SL 85 1 SAFE B FF 92 3-2 B FF 92 X FF 92 ① G4-3 1-3		F FF 89 C FF 90 1 SAFE F CH 82 F FF 92 B FF 90 1 SAFE X CH 83 1-2 ① G2-3 1-2	B CH 82 F FF 90 X CH 82 1-1 ③ L5		B FC 86 F SI 93 F SI 93 S CU 82 1-3 ② K			F SI 94 X SL 87 0-1 20 G4-3 34 BB 11 FC6-2 1B	5 0	0 0	1 0	0 0	1 0	3 0	3 0
34 Bryce Harper, L (1, 9) OBP: 0.451, SLG: 0.565	X FF 92 0-0 ② SF8 3-H		I IN 81 I IN 81 I IN 80 I IN 80 4-0 11 CS 20 1B IBB		F FF 90 B FF 90 B FF 90 F CH 84 X SL 86 2-2 ① G4-3	X SI 94 0-0 ③ P6			B SI 95 B SI 94 B SI 95 B SI 94 4-0 11 FC6-2 20 G4-3 6 3B 1-2 BB	2	1	0	1	2	0	1
20 Daniel Murphy, L (1, 4) OBP: 0.420, SLG: 0.607	F FF 92 B FF 92 X FF 91 1-1 ③ P2		C FF 89 C FF 89 F FF 90 X FF 90 0-2 11 CS 6 2B 1-2 2-H 1B		B SL 85 B FF 92 C FF 91 B SL 85 B FF 91 4-1 11 G6-3 BB		C FF 93 B FF 94 X CH 88 1-1 ① F8		X SI 93 0-0 ① G4-3 1-2 2-3	4	1	1	1	1	0	2
11 Ryan Zimmerman, R (1, 3) OBP: 0.305, SLG: 0.393		B FF 91 C FF 90 B FF 91 S CH 83 S FF 94 2-3 ① K	B FF 89 B FF 90 B CH 84 2 SAFE C FF 90 B FF 91 4-1 ② 6 2B 1-2 2-3 BB		C FF 92 B CH 84 X CH 84 1-1 ②③ G6-3 1-2f		B FF 93 F FF 93 F FF 93 X SL 89 1-2 ② F9		C SI 95 B SI 95 C SI 95 B SI 95 X SI 97 2-2 ② FC6-2 6 3B 2-3 3-H	4	1	0	0	1	1	4
6 Anthony Rendon, R (1, 5) OBP: 0.351, SLG: 0.365		C FF 91 B CH 83 X FF 92 1-1 ② F8	B CH 82 C FF 91 X FF 92 1-1 1-3 2-H 2B			B FF 89 B FF 90 C FF 91 C FF 92 B FF 94 B FF 93 4-2 40 BB 8 1B BB	B FF 92 C FF 91 F FF 93 B FF 89 B FF 91 X FF 93 3-2 ③ G5-3		B SI 94 X SI 94 1-0 1-H 3-H 3B	4	1	2	3	1	0	0
40 Wilson Ramos, R (1, 2) OBP: 0.389, SLG: 0.525		F FF 92 X FF 94 0-1 2B	I IN 83 I IN 87 I IN 84 I IN 84 4-0 IBB			B FF 92 B FF 90 B FF 90 C FF 91 F FF 90 B CH 81 4-2 31 SH1-4 8 1B 9 E 1-2 BB		C FF 94 X SL 85 0-1 8 FC4-6 1B	B FF 95 S SL 89 X SL 89 1-1 ③ G6-3	3	1	2	0	2	0	2
8 Danny Espinosa, S (1, 6) OBP: 0.313, SLG: 0.294		I IN 80 I IN 82 I IN 81 I IN 79 4-0 IBB	B SL 86 C CH 83 F FF 93 F SL 86 S FF 94 1-3 ③ K			B FF 90 S FF 90 F FF 92 D CH 83 X FF 93 2-2 31 SH1-4 9 E 1-2 2-H 1B		D FF 93 B FF 90 S FF 91 X FF 92 2-1 ① FC4-6 31 BB 1-2f		3	1	1	1	1	1	4
31 Max Scherzer, R (1, 1) OBP: 0.261, SLG: 0.273 46 Oliver Pérez, L (9, 1) 45 Blake Treinen, R (9, 1)		C FF 91 B SL 83 X FF 91 1-1 ③ G2-3		B FF 92 X FF 91 1-0 ① P3		C FF 89 X 0-1 ① SH1-4 1-2 2-3		B FF 92 L FF 90 B FF 92 1 SAFE F FF 92 B FF 93 1 SAFE B FF 94 4-2 ② 1-2 BB		2 0 0	0 0 0	0 0 0	0 0 0	1 0 0	0 0 0	2 0 0
Inning Stats	R: 1 H: 1 E: 0 LOB: 0 K: 0 BB: 0 S: 11 P: 15	R: 0 H: 1 E: 0 LOB: 2 K: 1 BB: 1 S: 9 P: 17	R: 2 H: 3 E: 0 LOB: 3 K: 1 BB: 3 S: 17 P: 32	R: 0 H: 0 E: 0 LOB: 0 K: 0 BB: 0 S: 5 P: 9	R: 0 H: 0 E: 0 LOB: 0 K: 0 BB: 1 S: 6 P: 13	R: 3 H: 2 E: 1 LOB: 1 K: 1 BB: 2 S: 14 P: 25	R: 0 H: 0 E: 0 LOB: 0 K: 0 BB: 0 S: 8 P: 13	R: 0 H: 1 E: 0 LOB: 1 K: 0 BB: 1 S: 8 P: 14	R: 2 H: 2 E: 0 LOB: 2 K: 0 BB: 1 S: 9 P: 17	1B: 7 SF: 1 2B: 2 SAC: 1 3B: 1 DP: 1 HR: 0 HBP: 0						

	AB	32
	R	8
	H	10
	RBI	8
	BB	9
	SO	3
	LOB	19

WP: 0 PA: 43
PB: 0
SB: 2
CS: 2

PITCHER		IP	WLS	BF	H	R	ER	SO	BB	IBB	HBP	BLK	WP	HR	S	P	ERA	WHIP
61 Adam Conley, L ERA: 4.15	(1, 1)	5.1	L	28	7	6	6	2	4	3	0	0	0	0	58	106	10.12	2.062
57 Bryan Morris, R ERA: 3.24	(6, 1)	0.2		2	0	0	0	1	0	0	0	0	0	0	4	5	0.00	0.000
36 Edwin Jackson, R ERA: 1.59	(7, 1)	2.0		7	1	0	0	0	1	0	0	0	0	0	16	27	0.00	1.000
33 Dustin McGowan, R ERA: 4.09	(9, 1)	1.0		6	2	2	2	0	1	0	0	0	0	0	9	17	18.00	3.000

PITCHER	IP	WLS	BF	H	R	ER	SO	BB	IBB	HBP	BLK	WP	HR	S	P	ERA	WHIP

Batter	1	2	3	4	5	6	7	8	9	AB	R	H	RBI	BB	SO	LOB
51 Ichiro Suzuki, L (1, 7) OBP: 0.452, SLG: 0.436	B FF 91 X FF 93 1-0 14 L3 1B			C SL 88 B CU 78 B FF 93 X CH 85 2-1 ① G5-3		B CH 84 F CH 84 X FF 94 1-1 1B		X FF 93 0-0 ② F7		4	0	2	0	0	0	1
14 Martín Prado, R (1, 5) OBP: 0.388, SLG: 0.418 33 Dustin McGowan, R (9, 1)	C FF 92 D SL 86 B SL 85 1 SAFE F CH 84 X FF 93 2-2 ①② L3 1-1			C FF 93 X CH 84 0-1 ② G1-3		C SL 84 C SL 85 X FF 95 0-2 ③ L9		F FF 93 X FF 92 0-1 ③ G1-3		4 0	0 0	0 0	0 0	0 0	0 0	3 0
32 Derek Dietrich, L (1, 4) OBP: 0.387, SLG: 0.466	B CU 76 F FF 94 X SL 88 1-1 ③ L3			C CU 78 S SL 88 S FF 95 0-3 ③ K			F FF 92 C FF 94 S CH 86 0-3 ① K		C SL 77 F SL 78 X SI 91 0-2 ① G5-3	4	0	0	0	0	2	0
27 Giancarlo Stanton, R (1, 9) OBP: 0.324, SLG: 0.469		F FF 93 C SL 87 S SL 84 0-3 ① K			S SL 86 C FF 94 B SL 86 B SL 86 B SL 86 X SL 88 3-2 41 PB 1B		B FF 96 B SL 85 C FF 95 F FF 95 S FF 97 2-3 ② K		C SI 94 B SL 84 X SI 93 1-1 ② G6-3	4	0	1	0	0	2	0
13 Marcell Ozuna, R (1, 8) OBP: 0.355, SLG: 0.553		C SL 85 X FF 94 0-1 ② F9			X FF 94 0-0 ① P3		S SL 88 S SL 85 F FF 97 B SL 87 X CH 84 1-2 41 HR 2B		C SI 95 C SI 95 S SL 86 0-3 ③ K2-3	4	1	1	0	0	1	1
41 Justin Bour, L (1, 3) OBP: 0.326, SLG: 0.516		C FF 94 F SL 86 F FF 95 F CH 83 X CH 85 0-2 ③ G4-3			B FF 93 B FC 89 S FF 94 S FC 90 X CH 84 2-2 ② F7 1-2		B FF 95 B CH 84 C FF 96 C FF 96 B FF 95 X CH 86 3-2 2-H HR			3	1	1	2	0	0	1
3 Adeiny Hechavarría, R (1, 6) OBP: 0.269, SLG: 0.319			B SL 85 F FF 92 S FF 93 B CH 85 S SL 87 2-3 ① K		C FF 95 X SL 87 0-1 ③ G6-3		S SL 84 X FF 94 0-1 ③ L9			3	0	0	0	0	1	1
6 Jeff Mathis, R (1, 2) OBP: 0.176, SLG: 0.212 11 J.T. Realmuto, R (8, PH) OBP: 0.322, SLG: 0.420 (9, 2)			S SL 86 F FF 93 B CH 84 F FF 95 C FF 95 1-3 ② K			B FF 93 B SL 85 F FF 93 X FF 93 2-1 ① G6-3		B FF 92 S FF 93 X SL 85 1-1 ① F8		2 1	0 0	0 0	0 0	0 0	1 0	0 0
61 Adam Conley, L (1, 1) 57 Bryan Morris, L (6, 1) 28 Cole Gillespie, R (6, PH) 36 Edwin Jackson, R (7, 1) 12 Chris Johnson, R (8, PH) OBP: 0.315, SLG: 0.367 (9, 5)			C FF 93 T FF 94 B CU 80 T FF 94 1-2 ③ K			B SL 86 F FF 94 B FF 94 C FF 93 F CH 86 S FF 96 2-3 ② K		C SL 83 X SL 85 0-1 1B		1 0 1 0 1	0 0 0 0 0	0 0 0 0 1	0 0 0 0 0	1 0 0 0 0	0 0 1 0 0	0 0 0 0 0
Inning Stats	R: 0 E: 0 K: 0 S: 7 H: 1 LOB: 0 BB: 0 P: 11	R: 0 E: 0 K: 1 S: 10 H: 0 LOB: 0 BB: 0 P: 10	R: 0 E: 0 K: 3 S: 10 H: 0 LOB: 0 BB: 0 P: 14	R: 0 E: 0 K: 1 S: 7 H: 0 LOB: 0 BB: 0 P: 9	R: 0 E: 0 K: 0 S: 9 H: 1 LOB: 1 BB: 0 P: 14	R: 0 E: 0 K: 1 S: 11 H: 1 LOB: 1 BB: 0 P: 16	R: 2 E: 0 K: 2 S: 15 H: 2 LOB: 0 BB: 0 P: 21	R: 0 E: 0 K: 0 S: 7 H: 1 LOB: 1 BB: 0 P: 8	R: 0 E: 0 K: 1 S: 8 H: 0 LOB: 0 BB: 0 P: 9	1B: 4 2B: 2 3B: 0 HR: 1 SF: 0 SAC: 0 DP: 1 HBP: 0				WP: 0 PB: 1 SB: 0 CS: 0 PA: 32		

PITCHER		IP	WLS	BF	H	R	ER	SO	BB	IBB	HBP	BLK	WP	HR	S	P	ERA	WHIP
31 Max Scherzer, R ERA: 3.8	(1, 1)	8.0	W	29	6	2	2	8	0	0	0	0	0	1	76	103	2.25	0.750
46 Oliver Pérez, L ERA: 3.0	(9, 1)	0.1		1	0	0	0	0	0	0	0	0	0	0	3	3	0.00	0.000
45 Blake Treinen, R ERA: 3.57	(9, 1)	0.2		2	0	0	0	1	0	0	0	0	0	0	5	6	0.00	0.000

PITCHER	IP	WLS	BF	H	R	ER	SO	BB	IBB	HBP	BLK	WP	HR	S	P	ERA	WHIP

BOTTOM

Washington Nationals @ Miami Marlins

Marlins Park, Miami, FL

Sun May 22 2016, 1:13 PM - 4:08 PM EDT

Att. 24,308 - Roof Closed - 77 F

livebaseballscorecards.com

AB	32
R	2
H	6
RBI	2
BB	0
SO	9
LOB	7

MIAMI

Batter	1	2	3	4	5	6	7	8	9	AB	R	H	RBI	BB	SO	LOB
3 Curtis Granderson, L (1, 9) OBP: 0.305, SLG: 0.421	F FF 91 B CU 75 F FF 91 X CU 77 1-2 12 1B 1B		C FF 90 H FF 88 1-1 12 1B 5 HR HBP	C CU 75 B CU 76 F FF 92 B CU 77 B FF 91 S FF 91 3-3 ② K		B SI 94 C SL 86 C SI 94 B SL 87 X SI 94 2-2 12 G6-4-3 1B			C KC 80 C KC 80 B KC 83 X SI 93 1-2 ② L7	4	1	2	0	0	1	0
12 Juan Lagares, R (1, 8) OBP: 0.309, SLG: 0.354	1 SAFE B SI 91 C CH 83 S FF 91 F CU 77 B FF 90 X CU 78 2-2 1-2 1B		X SI 89 0-0 5 HR 1-3 1B	C CU 77 X FF 90 0-1 ③ L8		C SI 95 X SI 96 0-1 ②③ G6-4-3 1-2f			C CH 84 B SI 94 F SI 94 F KC 82 F KC 80 X SI 94 1-2 ③ F8	5	1	2	0	0	0	1
5 David Wright, R (1, 5) OBP: 0.355, SLG: 0.403	F SI 91 C CH 83 B FF 91 F CU 78 S FF 91 1-3 ① K		X CH 82 0-0 1-H 3-H HR		B SI 88 C CU 75 B FF 89 S SI 90 C FF 90 2-3 ① K		S SI 94 C SL 86 B SI 96 X SL 87 1-2 ① F9			4	1	1	3	0	2	2
52 Yoenis Cespedes, R (1, 7) OBP: 0.384, SLG: 0.676	C FF 91 F CU 79 B SI 92 B SI 91 S CU 79 2-3 ② K		B SI 91 F SI 90 X SI 90 1-1 20 1B 13 1B 1B		C FF 90 B CU 78 B SI 90 B FF 90 X SI 91 3-1 HR		B SI 95 B SI 94 F SI 95 X SL 87 2-1 ② G6-3			4	2	2	1	0	1	2
20 Neil Walker, S (1, 4) OBP: 0.311, SLG: 0.490	C SI 90 X SI 92 0-1 ③ G3		X SI 90 0-0 13 1B 29 SF8 1-2 1B		B CU 75 X CU 76 1-0 HR		C SI 96 C SL 84 B SL 87 B SI 94 F SL 86 B SI 94 S SL 86 3-3 ③ K			4	2	2	1	0	1	2
13 Asdrúbal Cabrera, S (1, 6) OBP: 0.337, SLG: 0.377		X SI 89 0-0 ① G5-3	C CU 76 X SI 89 0-1 1-3 2-H 1B		B SI 89 X SI 89 1-0 29 FC5-4 1B			C FF 87 X CU 76 0-1 ① G4-3		4	0	2	1	0	0	0
29 Eric Campbell, R (1, 3) OBP: 0.327, SLG: 0.222		B SI 90 B SI 90 S CH 81 B FF 91 F SI 91 F FF 91 C CU 76 3-3 ② K	B CH 81 1 SAFE X CH 83 1-0 ② SF8 3-H		B FF 90 B CH 81 X SI 89 2-0 ② FC5-4 1-2f			F CH 84 S FF 88 X FF 90 0-2 ② G5-3		3	0	0	1	0	1	1
26 Kevin Plawecki, R (1, 2) OBP: 0.287, SLG: 0.277		B FF 91 F CH 83 F CH 83 B CU 78 B FF 91 X FF 91 3-2 ③ F9	B SI 89 D CU 75 S CH 82 B FF 90 X SI 90 3-1 ③ G6-3		C FF 89 D CU 77 X CH 83 1-1 ③ G5-3			X SL 85 0-0 ③ P3		4	0	0	0	0	0	2
40 Bartolo Colon, R (1, 1) OBP: 0.059, SLG: 0.235 39 Jerry Blevins, L (8, 1) 15 Matt Reynolds, R (9, PH) 35 Logan Verrett, R (9, 1) OBP: 0.200, SLG: 0.400			C SI 89 C SI 89 B SI 88 B CU 77 C SI 89 2-3 ① K	C SI 88 B SI 89 C SI 89 C SI 89 1-3 ① K		B SI 94 C SI 94 B SI 93 C SI 93 C SI 92 2-3 ① K			C SI 92 C SI 93 B SI 93 S KC 80 1-3 ① K	3 0 1 0	0 0 0 0	0 0 0 0	0 0 0 0	0 0 0 0	3 0 1 0	0 0 0 0
Inning Stats	R: 0 E: 0 K: 2 S: 16 H: 2 LOB: 2 BB: 0 P: 22	R: 0 E: 0 K: 1 S: 8 H: 0 LOB: 0 BB: 0 P: 14	R: 5 E: 0 K: 1 S: 14 H: 5 LOB: 1 BB: 0 P: 22	R: 0 E: 0 K: 2 S: 8 H: 0 LOB: 0 BB: 0 P: 12	R: 2 E: 0 K: 1 S: 10 H: 3 LOB: 1 BB: 0 P: 20	R: 0 E: 0 K: 1 S: 8 H: 1 LOB: 0 BB: 0 P: 12	R: 0 E: 0 K: 1 S: 9 H: 0 LOB: 0 BB: 0 P: 15	R: 0 E: 0 K: 0 S: 6 H: 0 LOB: 0 BB: 0 P: 6	R: 0 E: 0 K: 1 S: 11 H: 0 LOB: 0 BB: 0 P: 14	1B: 8 2B: 0 3B: 0 HR: 3 SF: 1 SAC: 0 DP: 1 HBP: 1						

TOP

New York Mets @ Washington Nationals

Nationals Park, Washington, DC

Mon May 23 2016, 8:13 PM - 10:45 PM EDT

Att. 31,264 - Cloudy - 61 F

livebaseballscorecards.com

AB	36
R	7
H	11
RBI	7
BB	0
SO	10
LOB	10

PITCHER		IP	WLS	BF	H	R	ER	SO	BB	IBB	HBP	BLK	WP	HR	S	P	ERA	WHIP
47 Gio González, L ERA: 2.87	(1, 1)	5.0	L	26	10	7	7	7	0	0	1	0	0	3	56	90	12.60	2.000
45 Blake Treinen, R ERA: 3.2	(6, 1)	2.0		6	1	0	0	2	0	0	0	0	0	0	17	27	0.00	0.500
52 Yusmeiro Petit, R ERA: 1.52	(8, 1)	1.0		3	0	0	0	0	0	0	0	0	0	0	6	6	0.00	0.000
36 Sammy Solís, L ERA: 2.19	(9, 1)	1.0		3	0	0	0	1	0	0	0	0	0	0	11	14	0.00	0.000

PITCHER	IP	WLS	BF	H	R	ER	SO	BB	IBB	HBP	BLK	WP	HR	S	P	ERA	WHIP

Batter	1	2	3	4	5	6	7	8	9	AB	R	H	RBI	BB	SO	LOB
9 Ben Revere, L (1, 8) OBP: 0.216, SLG: 0.246	B SI 86 C FF 87 X FF 88 1-1 ① F7		B SI 86 C FF 88 X SI 86 1-1 ① G4-3		C SI 86 X SI 87 0-1 ①② G4-6-3 1-2f			B SL 86 F SL 86 B CH 81 F CH 81 C SI 89 2-3 ① K		3	0	0	0	0	0	1
3 Michael Taylor, R (8, PH) OBP: 0.233, SLG: 0.322 (9, 8)										1	0	0	0	0	1	0
28 Jayson Werth, R (1, 7) OBP: 0.294, SLG: 0.410	C FF 88 C FF 89 B FF 90 X SL 84 1-2 20 1B 11 1B 1B		C SI 87 C SI 88 S FF 92 0-3 ② K		C FF 88 X SI 87 0-1 ③ F9			C SI 88 B SI 89 B SI 88 F SI 88 X CU 72 2-2 34 FC5-4 1B		4	1	2	0	0	1	0
34 Bryce Harper, L (1, 9) OBP: 0.441, SLG: 0.548	X SI 87 0-0 ② F7		C SI 88 X CH 83 0-1 ③ P6			B SI 85 F SI 86 B FF 90 X SI 89 2-1 ① G4-3		C SL 88 S CU 71 X SI 89 0-2 ② FC5-4 1-2f		4	0	0	0	0	0	2
20 Daniel Murphy, L (1, 4) OBP: 0.422, SLG: 0.605	1 SAFE 1 SAFE C SI 86 X SI 86 0-1 11 1B 1-3 1B			C SI 85 B SI 88 B SI 86 F FF 90 F FF 90 X SI 88 2-2 40 BB 1B		X SI 86 0-0 ② F8		B SI 89 S CU 71 B SI 89 B SI 89 X SL 88 3-1 ③ F9		4	0	2	0	0	0	1
11 Ryan Zimmerman, R (1, 3) OBP: 0.310, SLG: 0.396	C SI 86 B SI 86 X SI 85 1-1 ① 1-2 3-H 1B			C SI 86 B SI 85 X CH 80 1-1 ① F8		C FF 89 F FF 90 F SI 89 X FF 92 0-2 ① 6 S 1B			S FF 90 C FF 91 F FF 90 X CH 84 0-2 ① G5-3	4	0	2	1	0	0	1
6 Anthony Rendon, R (1, 5) OBP: 0.343, SLG: 0.356	C SI 88 B SI 90 B FF 90 B SI 89 F SI 89 F FF 90 X SI 89 3-2 ③ F7			F SI 85 C SI 87 X SI 85 0-2 ② L9		C SI 88 B SI 87 C SL 81 C SI 89 1-3 ③ K 1-2			B FF 91 F FF 92 X CH 85 1-1 ② G5-3	4	0	0	0	0	1	4
40 Wilson Ramos, R (1, 2) OBP: 0.385, SLG: 0.512		X SL 79 0-0 ① L9		B SI 87 B SI 89 F CH 81 D SL 84 F SI 86 B SI 90 4-2 1-2 BB			X SI 86 0-0 ① G6-3		C FF 91 F SL 84 F CU 80 B FF 93 S SL 84 1-3 ③ K	3	0	0	0	1	1	0
8 Danny Espinosa, S (1, 6) OBP: 0.307, SLG: 0.288 52 Yusmeiro Petit, R (8, 1) 36 Sammy Solís, R (9, 1)		C FF 90 M FF 90 F FF 91 B SI 89 X SI 83 1-2 ② F7		C SI 89 B FF 92 F FF 92 X FF 93 1-2 ③ F7			B SI 87 S SI 88 X FF 90 1-1 ② F7			3 0 0	0 0 0	0 0 0	0 0 0	0 0 0	0 0 0	2 0 0
47 Gio González, R (1, 1) OBP: 0.200, SLG: 0.286 14 Chris Heisey, R (5, PH) OBP: 0.333, SLG: 0.590 45 Blake Treinen, R (6, 1) 10 Stephen Drew, L (7, PH) OBP: 0.208, SLG: 0.302 (8, 6)		C FF 88 X SI 88 0-1 ③ G5-3			B SI 85 C SI 85 B SI 87 B SI 85 C SI 86 B FF 90 4-2 9 G4-6-3 BB		F SI 87 F FF 90 B SI 88 B CH 83 X SI 88 2-2 ③ P5			1 0 0 1	0 0 0 0	0 0 0 0	0 1 0 0	0 0 0 0	0 0 0 0	0 0 0 0
Inning Stats	R: 1 H: 3 E: 0 LOB: 2 K: 0 BB: 0 S: 14 P: 20	R: 0 H: 0 E: 0 LOB: 0 K: 0 BB: 0 S: 7 P: 8	R: 0 H: 0 E: 0 LOB: 0 K: 1 BB: 0 S: 7 P: 8	R: 0 H: 1 E: 0 LOB: 2 K: 0 BB: 1 S: 14 P: 22	R: 0 H: 0 E: 0 LOB: 0 K: 0 BB: 1 S: 6 P: 10	R: 0 H: 1 E: 0 LOB: 1 K: 1 BB: 0 S: 10 P: 13	R: 0 H: 0 E: 0 LOB: 0 K: 0 BB: 0 S: 6 P: 9	R: 0 H: 1 E: 0 LOB: 1 K: 1 BB: 0 S: 11 P: 18	R: 0 H: 0 E: 0 LOB: 0 K: 1 BB: 0 S: 10 P: 12	1B: 6 2B: 0 3B: 0 HR: 0	SF: 0 SAC: 0 DP: 1 HBP: 0			WP: 0 PB: 0 SB: 1 CS: 0		PA: 34	

PITCHER	IP	WLS	BF	H	R	ER	SO	BB	IBB	HBP	BLK	WP	HR	S	P	ERA	WHIP
40 Bartolo Colon, R (1, 1) ERA: 3.44	7.0	W	27	5	1	1	2	2	0	0	0	0	0	64	90	1.29	1.000
39 Jerry Blevins, L (8, 1) ERA: 2.13	1.0		4	1	0	0	1	0	0	0	0	0	0	11	18	0.00	1.000
35 Logan Verrett, R (9, 1) ERA: 3.25	1.0		3	0	0	0	1	0	0	0	0	0	0	10	12	0.00	0.000

PITCHER	IP	WLS	BF	H	R	ER	SO	BB	IBB	HBP	BLK	WP	HR	S	P	ERA	WHIP

BOTTOM

New York Mets @ Washington Nationals

Nationals Park, Washington, DC

Mon May 23 2016, 8:13 PM - 10:45 PM EDT

Att. 31,264 - Cloudy - 61 F

livebaseballscorecards.com

AB	32
R	1
H	6
RBI	1
BB	2
SO	4
LOB	11

Batter	1	2	3	4	5	6	7	8	9	AB	R	H	RBI	BB	SO	LOB
3 Curtis Granderson, L (1, 9) OBP: 0.304, SLG: 0.413	X FF 95 0-0 ① F8			C SL 89 C CU 81 B FF 95 X CU 83 1-2 ① G6-3		B FF 94 C FF 94 C CU 82 B CU 83 B CH 90 B CU 81 4-2 BB		B SL 79 X FF 93 1-0 ① G6-3		3	0	0	0	1	0	0
13 Asdrúbal Cabrera, S (1, 6) OBP: 0.335, SLG: 0.392	C SI 96 B FF 96 S CU 85 F CU 83 B SI 96 S FF 96 2-3 ② K			B FF 95 B SL 88 F FF 95 X FF 95 2-1 HR		B CH 88 T FF 94 B CU 81 F FF 94 S FF 95 2-3 ② K		B FF 94 C FF 94 C SL 80 C FF 96 1-3 ② K		4	1	1	1	0	3	1
30 Michael Conforto, L (1, 7) OBP: 0.350, SLG: 0.538	C CU 82 F FF 96 S CH 90 0-3 ③ K			S FF 96 C CU 82 T CU 82 0-2 ② K		B CH 89 X FF 95 1-0 ③ F8		C FF 96 F SL 82 F FF 97 B FF 96 S CH 88 1-3 ③ K		4	0	0	0	0	3	1
52 Yoenis Cespedes, R (1, 8) OBP: 0.387, SLG: 0.678		C FF 96 B FF 96 F FF 96 B CH 91 F FF 97 X FF 96 2-2 ① L9		B FF 96 F FF 96 X SI 95 1-1 1B			C FF 94 F CU 82 X CU 82 0-2 20 1B 29 FC6-4 2B		C FF 92 B FF 94 B FF 93 X SL 81 2-1 ① F8	4	1	2	0	0	0	0
20 Neil Walker, S (1, 4) OBP: 0.315, SLG: 0.487		B CU 83 F FF 96 F SL 91 S FF 96 1-3 ② K		F FF 94 C CU 81 F CH 88 B CU 80 S CH 89 1-3 ③ K			S CH 87 X FF 94 0-1 29 FC6-4 2-3 1B		B FF 92 C SL 81 F SL 83 B FF 93 B SL 82 B SL 81 4-2 29 HR BB	3	1	1	0	1	2	1
29 Eric Campbell, R (1, 3) OBP: 0.322, SLG: 0.286		S SL 91 F SI 96 B CU 82 B CH 89 B SL 90 C SL 89 3-3 ③ K			B FF 96 B FF 94 C FF 95 X SL 89 2-1 ① F9		F SL 90 B FF 95 X FF 95 1-1 ① FC6-4 26 BB 1-2f 3-H		C FF 91 B FF 93 F SL 83 B SL 84 X SL 83 2-2 1-H HR	4	1	1	3	0	1	1
26 Kevin Plawecki, R (1, 2) OBP: 0.286, SLG: 0.267			B FF 95 B SL 90 X SI 95 2-0 ① G5-3		C CU 82 F FF 94 B FF 96 F CH 89 X SI 95 1-2 ② P2		B SL 88 1 SAFE B SL 88 C FF 94 F FF 94 B FF 95 B FF 95 4-2 1-2 BB		B FF 93 C FF 92 F FF 92 S FF 93 1-3 ② K	3	0	0	0	1	1	0
55 Ty Kelly, S (1, 5)			B FF 94 C CH 89 C FF 96 F CH 89 B FF 96 C FF 96 2-3 ② K		C FF 95 F CU 82 S CH 88 0-3 ③ K		C FF 95 B FF 95 D CH 90 C FF 95 F FF 95 F CU 81 F CH 88 F FF 94 S FF 94 2-3 ② K		B FF 92 B SL 83 X FF 92 2-0 ③ G4-3	4	0	0	0	0	3	2
33 Matt Harvey, R (1, 1) OBP: 0.167, SLG: 0.250 15 Matt Reynolds, R (6, PH) 47 Hansel Robles, R (6, 1) 12 Juan Lagares, R (7, PH) OBP: 0.308, SLG: 0.348 59 Antonio Bastardo, R (7, 1) 51 Jim Henderson, L (8, 1)			C FF 96 C SL 90 F SI 96 F SL 90 S CU 83 0-3 ③ K			X FF 94 0-0 ① L8	B FF 94 C FF 95 S CH 86 F FF 96 S CH 87 1-3 ③ K			1 1 0 1 0 0	0 0 0 0 0 0	0 0 0 0 0 0	0 0 0 0 0 0	1 0 0 0 0 0	0 0 0 1 0 0	0 0 0 2 0 0
Inning Stats	R: 0 E: 0 K: 2 S: 8 H: 0 LOB: 0 BB: 0 P: 10	R: 0 E: 0 K: 2 S: 10 H: 0 LOB: 0 BB: 0 P: 16	R: 0 E: 0 K: 2 S: 10 H: 0 LOB: 0 BB: 0 P: 14	R: 1 E: 0 K: 2 S: 14 H: 2 LOB: 1 BB: 0 P: 19	R: 0 E: 0 K: 1 S: 9 H: 0 LOB: 0 BB: 0 P: 12	R: 0 E: 0 K: 1 S: 7 H: 0 LOB: 1 BB: 1 P: 14	R: 1 E: 0 K: 2 S: 20 H: 2 LOB: 2 BB: 1 P: 28	R: 0 E: 0 K: 2 S: 8 H: 0 LOB: 0 BB: 0 P: 11	R: 2 E: 0 K: 1 S: 11 H: 1 LOB: 0 BB: 1 P: 22	1B: 2 2B: 1 3B: 0 HR: 2 SF: 0 SAC: 0 DP: 0 HBP: 0						

PITCHER		IP	WLS	BF	H	R	ER	SO	BB	IBB	HBP	BLK	WP	HR	S	P	ERA	WHIP
37 Stephen Strasburg, R ERA: 2.79	(1, 1)	6.2	W	26	4	2	2	11	2	0	0	0	0	1	74	108	2.70	0.900
73 Felipe Vázquez, L ERA: 4.22	(7, 1)	1.1	H	4	0	0	0	3	0	0	0	0	0	0	12	16	0.00	0.000
27 Shawn Kelley, R ERA: 1.13	(9, 1)	1.0		5	1	2	2	1	1	0	0	0	0	1	11	22	18.00	2.000

PITCHER		IP	WLS	BF	H	R	ER	SO	BB	IBB	HBP	BLK	WP	HR	S	P	ERA	WHIP

TOP

New York Mets @ Washington Nationals

Nationals Park, Washington, DC

Tue May 24 2016, 7:07 PM - 9:55 PM EDT

Att. 33,096 - Partly Cloudy - 83 F

livebaseballscorecards.com

AB	32
R	4
H	5
RBI	4
BB	3
SO	15
LOB	8

PA: 35

WP: 0	PB: 0	SB: 0	CS: 0		

BOTTOM

New York Mets @ Washington Nationals

Nationals Park, Washington, DC

Tue May 24 2016, 7:07 PM - 9:55 PM EDT

Att. 33,096 - Partly Cloudy - 83 F

livebaseballscorecards.com

Batter	1	2	3	4	5	6	7	8	9	AB	R	H	RBI	BB	SO	LOB
9 Ben Revere, L (1, 8) OBP: 0.244, SLG: 0.319	B FF 95 B SI 95 C FF 95 B FF 96 B FF 94 4-1 28 G1-6-3 BB		B FF 94 B FF 94 X FF 93 2-0 ① F7		C FF 93 B CU 81 X FF 92 1-1 28 1B 34 SF8 2B		B FF 89 F FF 89 B FF 90 X FF 90 2-1 HR			3	2	2	1	1	0	1
28 Jayson Werth, R (1, 7) OBP: 0.293, SLG: 0.405	C FF 94 ①② 1 SAFE F FF 95 1 SAFE X FF 92 0-2 G1-6-3 1-2f		S SL 89 B FF 95 B FF 93 X FF 94 2-1 ② P3		C FF 93 F SL 88 X FF 93 0-2 20 HR 2-3 1B		F CH 83 B FF 90 F FF 90 X SL 81 1-2 ① F7			4	1	1	0	0	0	2
34 Bryce Harper, L (1, 9) OBP: 0.432, SLG: 0.536	C SI 96 F SI 96 B SL 92 B FF 92 F FF 96 X CH 88 2-2 ③ G4-3		X SL 86 0-0 ③ F8		D CH 94 C FF 92 X FF 92 1-1 ① SF8 3-H		C SL 82 B SL 82 X SL 82 1-1 ② G4-3			3	0	0	1	0	0	1
20 Daniel Murphy, L (1, 4) OBP: 0.424, SLG: 0.620		F FF 93 S SL 90 B FF 96 F FF 96 S FF 95 1-3 ① K	C CU 81 B CH 86 X CH 87 1-1 ① L9	C FF 94 1 SAFE 1 SAFE B FF 93 X FF 94 1-1 1-H HR		B FF 91 X SL 82 1-0 1B			4	1	2	2	0	1	0
11 Ryan Zimmerman, R (1, 3) OBP: 0.314, SLG: 0.418		C SL 88 F FF 96 B FF 94 X CH 88 1-2 40 G4-3 6 BB 1B	S SL 87 B FF 95 B SL 88 F FF 95 X CH 86 2-2 HR	B FF 94 B SL 88 X FF 94 2-0 ② F9		C CH 84 F FF 91 D FF 91 T FF 92 1-2 ③ K			4	1	2	1	0	1	1
6 Anthony Rendon, R (1, 5) OBP: 0.347, SLG: 0.373		B SL 88 B FF 95 F FF 94 B FF 94 B FF 94 4-1 40 G4-3 1-2 BB	B FF 94 C FF 93 B FF 94 X CH 86 2-1 HR	C SI 94 X SL 89 0-1 ③ G1-6-3			B FF 94 C SL 84 F SL 84 S FF 93 1-3 ① K		3	1	1	1	1	1	0
40 Wilson Ramos, R (1, 2) OBP: 0.381, SLG: 0.528	X SI 95 0-0 ② G4-3 1-2 2-3		B SL 89 B SI 94 B FF 94 X FF 94 3-0 ② G5-3		F SL 85 X SL 86 0-1 ① G5-3		B FF 94 X FF 92 1-0 HR		4	1	1	1	0	0	2
8 Danny Espinosa, S (1, 6) OBP: 0.305, SLG: 0.287	D CU 83 C CU 82 B FF 92 X SL 88 2-1 ③ F9		B FF 93 B FF 95 X FF 94 2-0 1B		B FF 93 F FF 94 S FF 95 B FF 95 T FF 95 2-2 ② K		X FF 92 0-0 ② L9		4	0	1	0	0	1	2
37 Stephen Strasburg, R (1, 1) OBP: 0.192, SLG: 0.192 73 Felipe Vázquez, L (7, 1) 25 Clint Robinson, L (8, PH) OBP: 0.277, SLG: 0.350 27 Shawn Kelley, R (9, 1)		C FF 94 B SI 94 F SL 88 B FF 96 X SL 88 2-2 1B	C FF 92 X FF 94 0-1 ③ G2-3		C FF 91 X FF 94 0-1 ③ L8		F FF 94 C SL 85 B FF 94 B SL 85 X SL 83 2-2 ③ G4-3		3 0 1 0	0 0 0 0	1 0 0 0	0 0 0 0	0 0 0 0	0 0 0 0	1 0 0 0
Inning Stats	R: 0 E: 0 K: 0 S: 8 H: 0 LOB: 0 BB: 1 P: 14	R: 0 E: 0 K: 1 S: 11 H: 1 LOB: 2 BB: 1 P: 19	R: 0 E: 0 K: 0 S: 7 H: 1 LOB: 1 BB: 0 P: 13	R: 2 E: 0 K: 0 S: 11 H: 3 LOB: 1 BB: 0 P: 21	R: 3 E: 0 K: 0 S: 12 H: 3 LOB: 0 BB: 0 P: 17	R: 0 E: 0 K: 1 S: 7 H: 0 LOB: 0 BB: 0 P: 9	R: 1 E: 0 K: 1 S: 11 H: 2 LOB: 1 BB: 0 P: 17	R: 1 E: 0 K: 1 S: 8 H: 1 LOB: 0 BB: 0 P: 12		1B: 5 2B: 1 3B: 0 HR: 5 SF: 1 SAC: 0 DP: 1 HBP: 0					WP: 0 PB: 0 SB: 0 CS: 0 PA: 36	

	AB	33
	R	7
	H	11
	RBI	7
	BB	2
	SO	4
	LOB	10

PITCHER		IP	WLS	BF	H	R	ER	SO	BB	IBB	HBP	BLK	WP	HR	S	P	ERA	WHIP
33 Matt Harvey, R ERA: 6.08	(1, 1)	5.0	L	24	8	5	5	1	2	0	0	0	0	3	49	84	9.00	2.000
47 Hansel Robles, R ERA: 1.31	(6, 1)	1.0		3	0	0	0	1	0	0	0	0	0	0	7	9	0.00	0.000
59 Antonio Bastardo, L ERA: 3.1	(7, 1)	1.0		5	2	1	1	1	0	0	0	0	0	1	11	17	9.00	2.000
51 Jim Henderson, R ERA: 3.38	(8, 1)	1.0		4	1	1	1	1	0	0	0	0	0	1	8	12	9.00	1.000

PITCHER		IP	WLS	BF	H	R	ER	SO	BB	IBB	HBP	BLK	WP	HR	S	P	ERA	WHIP

Batter	1	2	3	4	5	6	7	8	9	AB	R	H	RBI	BB	SO	LOB
3 Curtis Granderson, L (1, 9) OBP: 0.297, SLG: 0.404	B SI 90 B SI 91 C SI 91 F SI 91 B CU 79 X SI 92 3-2 G3		C CU 77 C CU 77 B SI 92 B SI 93 X CU 77 2-2 L1			F SI 91 C SI 91 F SI 93 S SI 94 0-3 K		C SL 77 B SI 92 S SL 80 X SL 80 1-2 F7		4	0	0	0	0	1	0
5 David Wright, R (1, 5) OBP: 0.352, SLG: 0.421	F SI 93 X SI 93 0-1 HR		B SI 94 X SL 87 1-0 G5-3			B SL 87 X SL 86 1-0 G5-3		F FF 90 B SL 79 B SL 78 C SI 93 F FF 94 F FF 93 T FF 93 2-2 K		4	1	1	1	0	1	0
30 Michael Conforto, L (1, 7) OBP: 0.347, SLG: 0.527 12 Juan Lagares, R (8, 8) OBP: 0.304, SLG: 0.348	B SI 93 S CH 84 B SI 93 X SI 92 2-1 G3			B CU 77 F SI 92 B FF 93 S CH 84 B CU 79 S CH 84 3-3 K		S CH 84 B FF 94 B CU 78 F SI 93 B SL 87 B SI 93 4-2 BB		C FF 92 B SI 93 C SL 80 X SL 80 1-2 L4		3 0	0 0	0 0	0 0	1 0	1 0	0 0
52 Yoenis Cespedes, R (1, 8) OBP: 0.378, SLG: 0.660 (8, 7)	B SI 92 B SL 86 C SI 93 X SI 92 2-1 L7			B SI 94 C SI 92 B CU 79 B CH 87 F FF 94 X SI 95 3-2 G6-3		B SI 91 X SI 93 1-0 L8			F SI 95 X SL 86 0-1 F9	4	0	0	0	0	0	1
20 Neil Walker, S (1, 4) OBP: 0.320, SLG: 0.488		B SI 91 B CU 76 S SI 92 C SI 92 X CU 78 2-2 29 G1-4-3 15 BB 1B		F SL 86 X CH 85 0-1 G4-3			B SI 91 C CU 77 B CH 85 C SI 93 X SI 92 2-2 15 FC5-4 1B		B SI 95 C SI 96 B SI 94 C SI 94 F SL 85 B SL 87 S SL 55 3-3 K	4	0	2	0	0	1	0
13 Asdrúbal Cabrera, S (1, 6) OBP: 0.335, SLG: 0.392 15 Matt Reynolds, R (1, 6) OBP: 0.200, SLG: 0.111		1 SAFE B SL 84 C SI 93 B SL 85 C SI 93 F SI 92 B SI 93 B SI 92 4-2 29 G1-4-3 1-2 BB			C SL 85 F SL 85 B SI 93 B CU 79 F CU 78 B SI 94 F SI 93 F SI 93 X SI 93 3-2 1B		1 SAFE C SI 91 X CU 78 0-1 FC5-4 29 E 29 FC4 44 1B 1-2f		C SI 95 F SI 95 B SL 88 X SL 87 1-2 G6-3	0 3	0 1	0 1	0 0	0 1	0 0	0 1
29 Eric Campbell, R (1, 3) OBP: 0.306, SLG: 0.269		C SI 91 X SI 93 0-1 G1-4-3 1-2f 2-3			S SI 92 C SL 84 S SL 83 0-3 K		C CU 76 F SI 93 F SL 83 1 SAFE X SI 94 0-2 FC4 32 G5-3 44 1B 1-3			3	0	0	0	0	1	4
44 René Rivera, R (1, 2) OBP: 0.269, SLG: 0.273		S SL 88 C SL 87 F SL 86 F SI 92 F SL 86 B SI 92 S SI 94 1-3 K			1 SAFE C SI 92 B SL 84 B SL 85 F SI 91 S CU 78 2-3 K		F SL 83 S SI 92 F SI 91 B SI 91 X SI 92 1-2 1-2 3-H 1B			3	0	1	1	0	2	2
32 Steven Matz, R (1, 1) OBP: 0.188, SLG: 0.250 27 Jeurys Familia, R (9, 1)			X SI 93 0-0 G5-3		C SI 90 F CU 73 F SI 92 B SL 84 X SI 93 1-2 L8		S SL 84 X SI 90 0-1 G5-3 2-3f			3 0	0 0	0 0	0 0	0 0	0 0	3 0
Inning Stats	R: 1 E: 0 K: 0 S: 9 H: 1 LOB: 0 BB: 0 P: 16	R: 0 E: 0 K: 1 S: 14 H: 1 LOB: 1 BB: 1 P: 21	R: 0 E: 0 K: 0 S: 5 H: 0 LOB: 0 BB: 0 P: 8	R: 0 E: 0 K: 1 S: 8 H: 0 LOB: 0 BB: 0 P: 14	R: 0 E: 0 K: 2 S: 16 H: 1 LOB: 1 BB: 0 P: 22	R: 0 E: 0 K: 1 S: 8 H: 0 LOB: 1 BB: 1 P: 14	R: 1 E: 1 K: 0 S: 15 H: 2 LOB: 1 BB: 0 P: 18	R: 0 E: 0 K: 1 S: 11 H: 0 LOB: 0 BB: 0 P: 15	R: 0 E: 0 K: 1 S: 9 H: 0 LOB: 0 BB: 0 P: 13	1B: 4 2B: 0 3B: 0 HR: 1	SF: 0 SAC: 0 DP: 2 HBP: 0					

PITCHER		IP	WLS	BF	H	R	ER	SO	BB	IBB	HBP	BLK	WP	HR	S	P	ERA	WHIP
57 Tanner Roark, R ERA: 2.71	(1, 1)	7.0	L	27	5	2	1	5	2	0	0	0	0	1	75	113	1.29	1.000
46 Oliver Pérez, L ERA: 2.77	(8, 1)	1.0		3	0	0	0	1	0	0	0	0	0	0	11	15	0.00	0.000
45 Blake Treinen, R ERA: 3.05	(9, 1)	1.0		3	0	0	0	1	0	0	0	0	0	0	9	13	0.00	0.000

PITCHER	IP	WLS	BF	H	R	ER	SO	BB	IBB	HBP	BLK	WP	HR	S	P	ERA	WHIP

TOP

New York Mets @ Washington Nationals

Nationals Park, Washington, DC

Wed May 25 2016, 1:07 PM - 3:44 PM EDT

Att. 38,700 - Cloudy - 83 F

livebaseballscorecards.com

AB	31
R	2
H	5
RBI	2
BB	2
SO	7
LOB	11

1B: 4 2B: 0 3B: 0 HR: 1	SF: 0 SAC: 0 DP: 2 HBP: 0	WP: 0 PB: 0 SB: 0 CS: 0	PA: 33

Batter	1	2	3	4	5	6	7	8	9	AB	R	H	RBI	BB	SO	LOB
3 Michael Taylor, R (1, 8) OBP: 0.235, SLG: 0.323	B SI 93 S SI 95 S SI 94 2-3 K ①		B CU 76 S SI 94 X CH 83 1-1 20 CS 1B			X CH 83 0-0 B1-3 ①		B SI 93 D SI 93 C SI 94 X SI 93 2-1 G6-3 ③		3	0	1	0	0	1	0
34 Bryce Harper, L (8, PH) OBP: 0.430, SLG: 0.532	B SI 94 S CH 83 1-2 G6-3 ②		B CH 82 B SI 92 C SI 93 1 SAFE B CH 82 X SI 93 3-1 F9 ①			C SI 94 B SI 93 F SI 94 F SI 94 X SL 87 1-2 F8 ②				1	0	0	0	0	0	1
45 Blake Treinen, R (9, 1)										0	0	0	0	0	0	0
28 Jayson Werth, R (1, 7) OBP: 0.292, SLG: 0.401	F SI 94 C SI 94 B SI 94 X SI 94 1-2 G6-3 ②		1 SAFE C SI 94 C SI 92 B SI 94 X CU 79 1-2 G6-3 ②③			B SL 87 F SL 86 C SI 94 F SI 94 B SI 94 F CH 85 S CH 84 2-3 K ③			C SI 95 F SI 95 X SL 88 0-2 6 FC3-6 20 1B 1B	4	0	1	0	0	0	1
20 Daniel Murphy, L (1, 4) OBP: 0.426, SLG: 0.617	C SI 94 B SI 93 S CH 85 B SI 94 X SI 95 2-2 11 FC6-4 1B								X SI 96 0-0 6 FC3-6 1-2 1B	4	0	2	0	0	1	1
11 Ryan Zimmerman, R (1, 3) OBP: 0.307, SLG: 0.408	C SI 93 B SI 92 X SI 93 1-1 FC6-4 ③ 1-2f			B SI 93 C CH 84 B SI 94 X SI 94 2-1 G3-1 ①			C SI 94 C SI 95 B SI 94 C SI 94 1-3 K ①		B SI 96 D SL 90 S SI 96 F FF 97 S SI 97 2-3 K ①	4	0	0	0	0	2	3
6 Anthony Rendon, R (1, 5) OBP: 0.340, SLG: 0.365		F SI 93 F SI 94 S CU 80 0-3 K ①		C CU 77 B SI 93 B SI 94 F SI 93 F CU 78 F CU 78 C SI 94 2-3 K ②			C SL 88 B SI 94 F SI 95 B CU 77 X SL 88 2-2 F7 ②		C SI 96 B SI 96 C SI 97 X SI 96 1-2 FC3-6 ② 1-2f 2-3	4	0	0	0	0	2	2
40 Wilson Ramos, R (1, 2) OBP: 0.377, SLG: 0.519		C SI 93 B CH 85 F SI 94 X SI 92 1-2 14 BB 1B		X SL 87 0-0 G5-3 ③			C SI 95 F CH 84 X SI 94 0-2 G6-3 ③		F SI 96 S SI 96 X SI 97 0-2 G5-3 ③	4	0	1	0	0	0	2
14 Chris Heisey, R (1, 9) OBP: 0.333, SLG: 0.561		F SI 93 C SI 94 B SI 93 B SI 93 B CH 83 B CH 84 4-2 1-2 BB			C CH 82 F SL 88 C SI 94 0-3 K ①			C SI 94 B SL 89 X SL 87 1-1 F7 ①		2	0	0	0	1	1	0
8 Danny Espinosa, S (1, 6) OBP: 0.300, SLG: 0.281		B CH 83 X SI 93 1-0 L7 ②			B SL 88 X SI 94 1-0 F8 ②			S SI 94 X SI 92 0-1 G5-3 ②		3	0	0	0	0	0	2
57 Tanner Roark, R (1, 1) 46 Oliver Pérez, L (8, 1) 25 Clint Robinson, L (8, PH) OBP: 0.292, SLG: 0.366 9 Ben Revere, L (9, 8) OBP: 0.244, SLG: 0.319		C SI 93 X CU 78 0-1 F8 ③			C SI 94 S SI 94 B SI 94 S SL 88 1-3 K ③			C SI 93 B SL 86 X SL 86 1-1 1B		2	0	0	0	0	1	2
										0	0	0	0	0	0	0
										1	0	1	0	0	0	0
										0	0	0	0	0	0	0
Inning Stats	R: 0 E: 0 K: 1 S: 11 H: 1 LOB: 1 BB: 0 P: 17	R: 0 E: 0 K: 1 S: 11 H: 1 LOB: 2 BB: 1 P: 17	R: 0 E: 0 K: 0 S: 7 H: 1 LOB: 0 BB: 0 P: 12	R: 0 E: 0 K: 1 S: 8 H: 0 LOB: 0 BB: 0 P: 12	R: 0 E: 0 K: 2 S: 7 H: 0 LOB: 0 BB: 0 P: 9	R: 0 E: 0 K: 1 S: 10 H: 0 LOB: 0 BB: 0 P: 13	R: 0 E: 0 K: 1 S: 9 H: 0 LOB: 0 BB: 0 P: 12	R: 0 E: 0 K: 0 S: 8 H: 1 LOB: 1 BB: 0 P: 12	R: 0 E: 0 K: 1 S: 13 H: 2 LOB: 2 BB: 0 P: 16	1B: 6 2B: 0 3B: 0 HR: 0	SF: 0 SAC: 0 DP: 0 HBP: 0	WP: 0 PB: 0 SB: 0 CS: 1	PA: 33			

PITCHER	IP	WLS	BF	H	R	ER	SO	BB	IBB	HBP	BLK	WP	HR	S	P	ERA	WHIP
32 Steven Matz, L (1, 1) ERA: 2.36	8.0	W	28	4	0	0	7	1	0	0	0	0	0	71	104	0.00	0.625
27 Jeurys Familia, R (9, 1) ERA: 2.01	1.0	S	5	2	0	0	1	0	0	0	0	0	0	13	16	0.00	2.000

PITCHER	IP	WLS	BF	H	R	ER	SO	BB	IBB	HBP	BLK	WP	HR	S	P	ERA	WHIP

BOTTOM

New York Mets @ Washington Nationals

Nationals Park, Washington, DC

Wed May 25 2016, 1:07 PM - 3:44 PM EDT

Att. 38,700 - Cloudy - 83 F

livebaseballscorecards.com

AB	32
R	0
H	6
RBI	0
BB	1
SO	8
LOB	14

Batter	1	2	3	4	5	6	7	8	9	AB	R	H	RBI	BB	SO	LOB
41 Jeremy Hazelbaker, L (1, 8) (5, 7) OBP: 0.294, SLG: 0.518	C SI 93 C SL 82 F SL 83 X SI 93 0-2 36 G4-3 1B	C SL 82 B SI 94 F CH 87 S SL 83 1-3 ③ K	L SL 81 S CH 84 X CH 86 0-2 ① L9	C FF 94 F SL 82 X FF 95 0-2 ② FC4-6 1-2f		4	0	1	0	0	1	2
36 Aledmys Díaz, R (1, 6) OBP: 0.365, SLG: 0.576	C SI 93 B SI 94 1 SAFE F SL 82 X SL 82 1-2 ① ② G4-3 1-2f	F SL 83 X SL 83 0-1 HR	C SI 92 B SI 93 F SI 92 B SI 93 F SL 84 B SI 94 F SL 84 X SI 93 3-2 ② G5-3	C FF 94 1 SAFE B FF 94 D CH 87 F FF 93 X FF 95 2-2 ③ F7		4	1	1	1	0	0	2
32 Matt Adams, L (1, 3) OBP: 0.376, SLG: 0.560 15 Randal Grichuk, R (5, 8) OBP: 0.311, SLG: 0.442	C SI 93 B SI 94 B SI 93 S SL 84 B SI 95 F SL 83 S SI 92 3-3 ③ K	S SI 93 S CH 87 B SI 95 F SL 84 F SI 95 X SI 96 1-2 1B	B SI 94 S SL 83 F SL 84 B SI 94 X SL 85 2-2 ③ F7	B FF 89 C FF 88 X SL 78 1-1 ① G6-3		2 2	0 0	1 0	0 0	0 0	1 0	0 0
55 Stephen Piscotty, R (1, 9) OBP: 0.398, SLG: 0.495	C SL 84 B SI 94 C SI 93 B SI 94 X SL 85 2-2 ① L7	C SI 94 F SI 94 X SL 85 0-2 ① L7	S SL 84 S SI 90 B SL 85 X SL 83 1-2 37 1B 1B	C FF 90 S FF 89 B SL 80 X SL 78 1-2 ② G4-3		4	0	1	0	0	0	1
37 Brandon Moss, L (1, 7) OBP: 0.319, SLG: 0.471 (5, 3)	B SI 94 X CH 87 1-0 ② G4-3	D CH 87 F SI 94 B SI 94 B SI 91 F SL 82 C SI 93 3-3 ② K	X SI 91 0-0 16 G4-6-3 1-2 1B	X FF 91 0-0 ③ P3		4	0	1	0	0	1	1
4 Yadier Molina, R (1, 2) OBP: 0.374, SLG: 0.394	B SI 94 B SI 94 S SI 94 F SI 95 B SL 86 X SL 85 3-2 ③ L4	B SI 93 C SI 92 F SL 84 D SL 84 B SI 94 F SI 91 X SL 84 3-2 ③ G4-3	F SL 84 B SI 92 C SI 92 B SI 92 T SI 92 2-2 ① K			3	0	0	0	0	1	3
16 Kolten Wong, L (1, 4) OBP: 0.323, SLG: 0.309	C SI 92 B CH 86 F SI 93 F SI 94 F SL 84 B CH 88 F SL 83 F SI 96 X SI 96 2-2 ① G4-3	S SI 91 F SI 92 X SI 92 0-2 ① F8	F SI 92 B SI 92 B SI 92 F CH 85 B SI 92 X SI 92 3-2 ② ③ G4-6-3 1-2f			3	0	0	0	0	0	2
35 Greg Garcia, L (1, 5) OBP: 0.765, SLG: 1.000 7 Matt Holliday, R (8, PH) OBP: 0.305, SLG: 0.450 26 Seunghwan Oh, R (8, 1)	B SL 84 B SI 94 C SI 94 B SI 94 B SI 94 4-1 8 G1-3 BB	B SI 92 X SI 92 1-0 8 G5-4-3 1B	B FF 93 F FF 94 F FF 94 C CH 87 1-3 ① K			1 1 0	0 0 0	1 0 0	0 0 0	1 0 0	0 1 0	0 0 0
8 Mike Leake, R (1, 1) OBP: 0.118, SLG: 0.176 3 Jedd Gyorko, R (8, PH) OBP: 0.297, SLG: 0.424 19 Rubén Tejada, R (8, PR) OBP: 0.225, SLG: 0.235 (8, 5)	C SL 84 X SI 94 0-1 ② G1-3 1-2	1 SAFE X SL 84 0-0 ② ③ G5-4-3 1-2f	S SL 82 C FF 95 B CH 88 B FF 95 X CH 87 2-2 E6 41 FC4-6			2 1 0	0 0 0	0 0 0	0 0 0	0 0 0	0 0 0	2 0 0
Inning Stats	R: 0 E: 0 K: 1 S: 11 H: 1 LOB: 0 BB: 0 P: 15	R: 0 E: 0 K: 0 S: 7 H: 0 LOB: 0 BB: 0 P: 13	R: 0 E: 0 K: 1 S: 13 H: 0 LOB: 1 BB: 1 P: 20	R: 1 E: 0 K: 1 S: 17 H: 2 LOB: 1 BB: 0 P: 24	R: 0 E: 0 K: 0 S: 5 H: 1 LOB: 0 BB: 0 P: 6	R: 0 E: 0 K: 0 S: 11 H: 0 LOB: 0 BB: 0 P: 16	R: 0 E: 0 K: 1 S: 10 H: 2 LOB: 1 BB: 0 P: 16	R: 0 E: 1 K: 1 S: 12 H: 0 LOB: 1 BB: 0 P: 17	R: 0 E: 0 K: 0 S: 6 H: 0 LOB: 0 BB: 0 P: 8	1B: 5 2B: 0 3B: 0 HR: 1	SF: 0 SAC: 0 DP: 3 HBP: 0				WP: 0 PB: 0 SB: 0 CS: 0	PA: 32	

TOP

St. Louis Cardinals @ Washington Nationals
Nationals Park, Washington, DC
Thu May 26 2016, 7:06 PM - 9:33 PM EDT
Att. 26,176 - Partly Cloudy - 83 F

livebaseballscorecards.com

AB	31
R	1
H	6
RBI	1
BB	1
SO	5
LOB	13

PITCHER		IP	WLS	BF	H	R	ER	SO	BB	IBB	HBP	BLK	WP	HR	S	P	ERA	WHIP
41 Joe Ross, R ERA: 2.52	(1, 1)	7.0	W	25	6	1	1	4	1	0	0	0	0	1	74	110	1.29	1.000
73 Felipe Vázquez, L ERA: 4.03	(8, 1)	1.0	H	4	0	0	0	1	0	0	0	0	0	0	12	17	0.00	0.000
58 Jonathan Papelbon, R ERA: 2.89	(9, 1)	1.0	S	3	0	0	0	0	0	0	0	0	0	0	6	8	0.00	0.000

PITCHER	IP	WLS	BF	H	R	ER	SO	BB	IBB	HBP	BLK	WP	HR	S	P	ERA	WHIP

BOTTOM

St. Louis Cardinals @ Washington Nationals

Nationals Park, Washington, DC

Thu May 26 2016, 7:06 PM - 9:33 PM EDT

Att. 26,176 - Partly Cloudy - 83 F

Batter	1	2	3	4	5	6	7	8	9	AB	R	H	RBI	BB	SO	LOB
9 Ben Revere, L (1, 8) OBP: 0.232, SLG: 0.303	B SI 91 C SI 89 B SI 90 X FC 88 2-1 ① F8		C SI 90 X SI 89 0-1 ② G3-1		C SI 90 X CH 85 0-1 ③ G1-3		F SI 89 X SI 90 0-1 ②③ G1-6-3 1-2f			4	0	0	0	0	0	1
28 Jayson Werth, R (1, 7) OBP: 0.285, SLG: 0.391	C SI 91 X SI 92 0-1 ② L8		C SI 90 X SI 90 0-1 ③ G1-3			B SI 90 X FF 88 1-0 ① L6		C SL 81 B FF 93 F FF 92 F FF 94 X SL 87 1-2 ① G3		4	0	0	0	0	0	0
34 Bryce Harper, L (1, 9) OBP: 0.426, SLG: 0.545	B SI 91 B SI 91 B SI 90 C SI 91 F SI 91 T FF 90 3-2 ③ K			X CH 82 0-0 ① G4-3		S CH 84 B CH 85 X SL 80 1-1 HR		C FF 93 B FF 93 B SL 80 F FF 92 F FF 93 F CH 84 S FF 94 2-3 ② K		4	1	1	1	0	2	0
11 Ryan Zimmerman, R (1, 3) OBP: 0.306, SLG: 0.400		F SI 90 B SI 91 B CH 84 B FC 89 X FC 90 3-1 ① F9		B SI 90 B CH 84 B SI 90 C SI 91 C SI 90 D SL 82 4-2 40 1B BB		C SI 91 B CH 86 C SI 90 C FC 90 1-3 ② K		S FF 94 B FF 94 F FF 93 B SL 88 X SL 86 2-2 ③ G6-3		3	0	0	0	1	1	0
6 Anthony Rendon, R (1, 5) OBP: 0.344, SLG: 0.370		F SI 91 B CH 85 X SI 91 1-1 10 1B 1B		B SI 92 C FF 89 F SI 92 F FC 89 C SL 82 1-3 ② K		C SI 91 F FC 89 B SI 90 B SL 81 X FF 88 2-2 40 FC6-4 1B				3	0	2	0	0	1	1
40 Wilson Ramos, R (1, 2) OBP: 0.376, SLG: 0.515		C SI 92 X FF 90 0-1 ② L9		B SI 92 B CH 86 B FF 89 C FC 88 X SI 91 3-1 1-2 1B		X FF 88 0-0 ③ FC6-4 1-2f				3	0	1	0	0	0	2
10 Stephen Drew, L (1, 4) OBP: 0.216, SLG: 0.304		F SI 91 1 SAFE 1 SAFE 1 SAFE B CH 84 S CH 84 B SI 91 B FC 88 X FF 89 3-2 1-3 1B		X CH 85 0-0 ③ G3			B SI 88 B FC 88 F SI 89 C CH 85 B CH 86 F SI 91 F SI 91 X FC 89 3-2 ① P6-2			3	0	1	0	0	0	2
8 Danny Espinosa, S (1, 6) OBP: 0.301, SLG: 0.302		S FC 89 F SI 92 X KC 80 0-2 ③ G3-1			B SI 89 C FC 88 F FC 88 B SI 92 B SI 91 F SI 91 S KC 80 3-3 ① K		X CH 87 0-0 HR			3	1	1	1	0	1	2
41 Joe Ross, R (1, 1) OBP: 0.318, SLG: 0.263 25 Clint Robinson, L (7, PH) OBP: 0.306, SLG: 0.381 73 Felipe Vázquez, L (8, 1) 58 Jonathan Papelbon, R (9, 1)			X SI 88 0-0 ① F9		C SI 91 S FF 89 B FC 90 S SL 80 1-3 ② K		B FC 88 X FF 88 1-0 9 G1-6-3 1B			2 1 0 0	0 0 0 0	0 1 0 0	0 0 0 0	0 0 0 0	1 0 0 0	0 0 0 0
Inning Stats	R: 0 E: 0 K: 1 S: 7 H: 0 LOB: 0 BB: 0 P: 12	R: 0 E: 0 K: 0 S: 12 H: 2 LOB: 2 BB: 0 P: 19	R: 0 E: 0 K: 0 S: 5 H: 0 LOB: 0 BB: 0 P: 5	R: 0 E: 0 K: 1 S: 10 H: 1 LOB: 2 BB: 1 P: 18	R: 0 E: 0 K: 2 S: 9 H: 0 LOB: 0 BB: 0 P: 13	R: 1 E: 0 K: 1 S: 10 H: 2 LOB: 1 BB: 0 P: 15	R: 1 E: 0 K: 0 S: 9 H: 2 LOB: 0 BB: 0 P: 13	R: 0 E: 0 K: 1 S: 12 H: 0 LOB: 0 BB: 0 P: 17		1B: 5 2B: 0 3B: 0 HR: 2 SF: 0 SAC: 0 DP: 1 HBP: 0					WP: 0 PB: 0 SB: 0 CS: 0 PA: 31	

livebaseballscorecards.com

AB	30
R	2
H	7
RBI	2
BB	1
SO	6
LOB	8

PITCHER		IP	WLS	BF	H	R	ER	SO	BB	IBB	HBP	BLK	WP	HR	S	P	ERA	WHIP
8 Mike Leake, R ERA: 3.9	(1, 1)	7.0	L	28	7	2	2	5	1	0	0	0	0	2	62	95	2.57	1.143
26 Seunghwan Oh, R ERA: 2.1	(8, 1)	1.0		3	0	0	0	1	0	0	0	0	0	0	12	17	0.00	0.000

PITCHER	IP	WLS	BF	H	R	ER	SO	BB	IBB	HBP	BLK	WP	HR	S	P	ERA	WHIP

Batter	1	2	3	4	5	6	7	8	9	AB	R	H	RBI	BB	SO	LOB
35 Greg Garcia, L (1, 5) OBP: 0.762, SLG: 1.154	B FF 92 B FF 93 C FF 93 C FF 94 B CH 86 B CH 86 4-2 BB		F FF 93 C FF 93 B FF 94 B CH 83 B FF 95 B FF 95 4-2 7 BB 36 1B 55 HR 1-2 BB		F FF 91 X SL 86 0-1 ① B1-3			X FF 88 0-0 HR		2	2	1	1	2	0	0
36 Aledmys Díaz, R (1, 6) OBP: 0.362, SLG: 0.568	X FF 93 0-0 ① F9		T FF 96 F SL 86 F FF 96 D SL 86 X SL 84 1-2 7 BB 55 HR 1-2 2-3 1B		F FF 91 X FF 92 0-1 ② F8			C SL 86 B FF 89 C FF 89 B CU 78 T FF 89 2-2 ① K		4	1	1	0	0	1	1
7 Matt Holliday, R (1, 7) OBP: 0.304, SLG: 0.442 46 Kevin Siegrist, L (8, 1) 67 Matt Bowman, R (9, 1)	S FF 92 X FF 94 0-1 ② L8		S SL 87 S SL 88 B FF 96 D SL 89 B FF 96 B SL 88 4-2 55 HR 1-2 2-3 3-H BB		C SL 85 S FF 93 F FF 96 S CH 84 0-3 ③ K			B SL 86 B FF 86 X SL 86 2-0 ② G5-3		3 0 0	1 0 0	0 0 0	1 0 0	1 0 0	1 0 0	1 0 0
55 Stephen Piscotty, R (1, 9) OBP: 0.395, SLG: 0.505	D SL 85 X SL 85 1-0 ③ P6		T SL 86 X SL 86 0-1 1-H 2-H 3-H HR			X FF 92 0-0 ① L7		B FF 90 X SL 86 1-0 ③ G6-3		4	1	1	4	0	0	1
37 Brandon Moss, L (1, 3) OBP: 0.317, SLG: 0.459		B SL 87 B CH 84 B FF 94 B FF 93 4-0 4 G4-6-3 BB	C CH 83 F FF 93 F FF 95 F CU 78 S CH 84 0-3 ② K			C CU 78 S FF 93 S CH 85 0-3 ② K			C SI 93 B KC 79 F SI 92 B KC 81 B SI 94 X SI 94 3-2 ① G6-3	3	0	0	0	1	2	0
4 Yadier Molina, R (1, 2) OBP: 0.366, SLG: 0.385		S SL 86 X FF 94 0-1 ①② G4-6-3 1-2f	F FF 93 X FF 93 0-1 ③ G4-3			X FF 92 0-0 ③ P4			F SI 93 S KC 80 B SI 93 F SI 93 X KC 82 1-2 ② F9	4	0	0	0	0	0	1
15 Randal Grichuk, R (1, 8) OBP: 0.304, SLG: 0.430		F SL 86 B FF 94 F FF 94 F FF 95 X SL 87 1-2 ③ L9		X SL 84 0-0 ① F7			B SL 84 S SL 85 F FF 93 F FF 94 B CH 84 S SL 87 2-3 ① K		B SI 93 F SI 94 B CH 84 T SI 94 S KC 81 2-3 ③ K	4	0	0	0	0	2	0
16 Kolten Wong, L (1, 4) OBP: 0.315, SLG: 0.301			B CU 76 F FF 93 B CU 77 C FF 94 F SL 89 B CH 84 X FF 95 3-2 ① P5	C FF 91 X CH 85 0-1 ② G4-3			C CU 76 B FF 93 X SL 88 1-1 ② G3-1			3	0	0	0	0	0	0
54 Jaime García, L (1, 1) OBP: 0.308, SLG: 0.308 41 Jeremy Hazelbaker, L (8, 7) OBP: 0.294, SLG: 0.518			F FF 94 X CU 79 0-1 36 1B 35 BB 7 BB 1B	B FF 92 S FF 93 B FF 92 S FF 94 S CH 85 2-3 ③ K			B FF 94 C FF 94 B FF 94 C FF 95 C FF 95 2-3 ③ K			3 0	1 0	1 0	0 0	0 0	2 0	0 0

Inning Stats	1	2	3	4	5	6	7	8	9
	R: 0 E: 0 K: 0 S: 6 H: 0 LOB: 1 BB: 1 P: 11	R: 0 E: 0 K: 0 S: 6 H: 0 LOB: 0 BB: 1 P: 11	R: 5 E: 0 K: 1 S: 23 H: 3 LOB: 0 BB: 2 P: 35	R: 0 E: 0 K: 1 S: 6 H: 0 LOB: 0 BB: 0 P: 8	R: 0 E: 0 K: 1 S: 8 H: 0 LOB: 0 BB: 0 P: 8	R: 0 E: 0 K: 1 S: 5 H: 0 LOB: 0 BB: 0 P: 5	R: 0 E: 0 K: 2 S: 9 H: 0 LOB: 0 BB: 0 P: 14	R: 1 E: 0 K: 1 S: 6 H: 1 LOB: 0 BB: 0 P: 11	R: 0 E: 0 K: 1 S: 10 H: 0 LOB: 0 BB: 0 P: 16

1B: 2	SF: 0	WP: 0	PA: 34
2B: 0	SAC: 0	PB: 0	
3B: 0	DP: 1	SB: 0	
HR: 2	HBP: 0	CS: 0	

PITCHER		IP	WLS	BF	H	R	ER	SO	BB	IBB	HBP	BLK	WP	HR	S	P	ERA	WHIP
31 Max Scherzer, R ERA: 4.05	(1, 1)	7.0	L	27	3	5	5	6	4	0	0	0	0	1	63	92	6.43	1.000
52 Yusmeiro Petit, R ERA: 1.82	(8, 1)	1.0		4	1	1	1	1	0	0	0	0	0	1	6	11	9.00	1.000
36 Sammy Solís, L ERA: 2.03	(9, 1)	1.0		3	0	0	0	1	0	0	0	0	0	0	10	16	0.00	0.000

PITCHER		IP	WLS	BF	H	R	ER	SO	BB	IBB	HBP	BLK	WP	HR	S	P	ERA	WHIP

TOP

St. Louis Cardinals @ Washington Nationals
Nationals Park, Washington, DC
Fri May 27 2016, 7:07 PM - 9:38 PM EDT
Att. 30,781 - Partly Cloudy - 86 F

livebaseballscorecards.com

AB	30
R	6
H	4
RBI	6
BB	4
SO	8
LOB	4

BOTTOM

St. Louis Cardinals @ Washington Nationals
Nationals Park, Washington, DC
Fri May 27 2016, 7:07 PM - 9:38 PM EDT
Att. 30,781 - Partly Cloudy - 86 F

livebaseballscorecards.com

Batter	1	2	3	4	5	6	7	8	9	AB	R	H	RBI	BB	SO	LOB
9 Ben Revere, L (1, 8) OBP: 0.244, SLG: 0.313	C FF 90 B SI 90 F SI 91 X SL 83 1-2 34 28 1B G4-6-3 1B		C FF 92 F SI 91 B FF 92 X FF 91 1-2 ② L9		B SI 91 S SI 90 B SI 91 B SI 90 F SI 90 X SI 91 3-2 ② F8		C FF 91 F FF 91 B CU 74 F SL 81 B FF 91 B SL 84 F FF 90 X FF 92 3-2 1B			4	0	2	0	0	0	0
28 Jayson Werth, R (1, 7) OBP: 0.284, SLG: 0.388	B SI 91 F SI 91 X SI 92 1-1 34 G4-6-3 1-2 1B		C SI 92 B SI 92 X SI 91 1-1 E6		X SI 91 0-0 ③ G6-3		D CH 83 X CH 84 1-0 ③ G5-3			4	0	1	0	0	0	1
34 Bryce Harper, L (1, 9) OBP: 0.423, SLG: 0.537	B SI 91 C SI 91 X SI 91 1-1 ① ② G4-6-3 1-2f 2-3		X FF 91 0-0 ③ P5			B SI 90 X SI 90 1-0 20 1B 20 WP 11 G5-4-3 1B		C FF 94 S CU 74 B CU 76 S CU 73 1-3 ① K		4	1	1	0	0	1	3
20 Daniel Murphy, L (1, 4) OBP: 0.427, SLG: 0.612	B SI 92 B SI 91 X SI 91 2-0 ③ G4-3			H FF 89 1-0 11 FC4-6 HBP		C SI 91 B CH 82 X SL 83 1-1 11 G5-4-3 1-3 1B		C FF 94 C FF 93 F FF 94 B CU 75 S FF 93 1-3 ② K		3	0	1	0	0	1	1
11 Ryan Zimmerman, R (1, 3) OBP: 0.299, SLG: 0.390		X FF 90 0-0 ① G6-3		B SI 90 X SI 91 1-0 ① FC4-6 1-2f	X SI 91 0-0 ① ② G5-4-3 1-2f 3-H			C FF 93 B CH 84 X FF 92 1-1 ③ F8		4	0	0	0	0	0	2
6 Anthony Rendon, R (1, 5) OBP: 0.352, SLG: 0.380		C FF 92 C SI 90 F SL 82 B SL 81 B CH 85 B CH 84 B CH 83 4-2 40 S BB		C SI 91 1 SAFE C SI 91 F SL 83 B SL 82 D SL 84 C CH 84 2-3 ② K	B SI 90 B CH 82 C SI 91 X SI 91 2-1 2B				C SI 91 B SL 86 B SL 85 C SI 92 B SI 92 X SI 92 3-2 E1 1B	3	0	2	0	1	1	1
40 Wilson Ramos, R (1, 2) OBP: 0.366, SLG: 0.500		F SI 92 D CH 84 1 SAFE S CH 84 X SL 84 1-2 ② P4 1-2		B CH 84 S CH 84 X SI 92 1-1 ③ G5-3	B SI 91 X CH 84 1-0 ③ G5-3				F SI 91 S SL 85 F SL 85 X SL 85 0-2 ① G1-3	4	0	0	0	0	0	4
8 Danny Espinosa, S (1, 6) OBP: 0.299, SLG: 0.320	C SI 91 B SI 91 F SI 91 F SL 84 S SL 82 1-3 ③ K				F SI 89 L SI 90 X SL 81 0-2 HR		X FF 91 0-0 ① F8		B SI 90 C FF 90 B SI 92 X SI 92 2-1 ② L7	4	1	1	1	0	1	2
31 Max Scherzer, R (1, 1) OBP: 0.240, SLG: 0.250 10 Stephen Drew, L (7, PH) OBP: 0.212, SLG: 0.298 52 Yusmeiro Petit, R (8, 1) 36 Sammy Solís, R (9, 1) 25 Clint Robinson, L (9, PH) OBP: 0.300, SLG: 0.372			B FF 90 C FF 90 F SI 90 S SL 82 1-3 ① K		C FF 91 C SI 90 C SI 91 0-3 ① K		B FF 90 X FF 91 1-0 ② G4-3		F CH 81 B CH 80 S SL 85 D SL 85 F CH 78 C FF 92 2-3 ③ K	2 1 0 0 1	0 0 0 0 0	0 0 0 0 0	0 0 0 0 0	2 0 0 0 1	0 0 0 0 1	0 0 0 0 1
Inning Stats	R: 0 E: 0 K: 0 S: 8 H: 2 LOB: 1 BB: 0 P: 13	R: 0 E: 0 K: 1 S: 11 H: 0 LOB: 1 BB: 1 P: 17	R: 0 E: 1 K: 1 S: 9 H: 0 LOB: 1 BB: 0 P: 12	R: 0 E: 0 K: 1 S: 7 H: 0 LOB: 1 BB: 0 P: 12	R: 1 E: 0 K: 1 S: 10 H: 1 LOB: 0 BB: 0 P: 13	R: 1 E: 0 K: 0 S: 7 H: 3 LOB: 1 BB: 0 P: 12	R: 0 E: 0 K: 0 S: 8 H: 1 LOB: 1 BB: 0 P: 13	R: 0 E: 0 K: 2 S: 9 H: 0 LOB: 0 BB: 0 P: 12	R: 0 E: 1 K: 1 S: 13 H: 1 LOB: 1 BB: 0 P: 20	1B: 6 2B: 1 3B: 0 HR: 1 SF: 0 SAC: 0 DP: 2 HBP: 1						

PITCHER	IP	WLS	BF	H	R	ER	SO	BB	IBB	HBP	BLK	WP	HR	S	P	ERA	WHIP
54 Jaime García, L (1, 1) ERA: 3.47	7.0	W	29	7	2	2	4	1	0	1	0	1	1	60	92	2.57	1.143
46 Kevin Siegrist, L (8, 1) ERA: 2.25	1.0		3	0	0	0	2	0	0	0	0	0	0	9	12	0.00	0.000
67 Matt Bowman, R (9, 1) ERA: 3.74	1.0		4	1	0	0	1	0	0	0	0	0	0	13	20	0.00	1.000

PITCHER	IP	WLS	BF	H	R	ER	SO	BB	IBB	HBP	BLK	WP	HR	S	P	ERA	WHIP

AB	34
R	2
H	8
RBI	1
BB	1
SO	7
LOB	15

WP: 1 PA: 36
PB: 0
SB: 1
CS: 0

St. Louis Cardinals @ Washington Nationals

Nationals Park, Washington, DC

Sat May 28 2016, 7:19 PM - 10:18 PM EDT

Att. 38,274 - Clear - 87 F

TOP

livebaseballscorecards.com

Batter	1	2	3	4	5	6	7	8	9	AB	R	H	RBI	BB	SO	LOB
13 Matt Carpenter, L (1, 3) OBP: 0.374, SLG: 0.503	C FF 91 B CU 77 C FF 92 F FF 91 F SI 90 B CU 79 S CU 78 2-3 ① K	D CU 74 B FF 90 C FF 88 F FF 89 X FF 90 2-2 2-H 2B			C CU 75 B CU 75 S FF 89 S CU 76 1-3 ① K	C SL 80 F SI 92 X SL 81 0-2 ③ F9		C KC 79 F KC 81 S KC 82 0-3 ② K		5	0	1	1	0	3	2
36 Aledmys Díaz, R (1, 6) OBP: 0.358, SLG: 0.554	C FF 91 B FF 91 F CH 85 F FF 91 S CU 78 1-3 ② K	C CH 83 C FF 90 D CU 78 X FF 90 1-2 ③ G5-3			C CU 76 X SI 89 0-1 ② G6-3		B FF 89 S FF 89 S FF 90 S FF 90 1-3 ① K	I IN 74 I IN 74 I IN 75 I 4-0 IBB		4	0	0	0	1	2	1
7 Matt Holliday, R (1, 7) OBP: 0.314, SLG: 0.464 41 Jeremy Hazelbaker, L (7, PR) OBP: 0.292, SLG: 0.514 (7, 7)	S FF 90 F FF 92 T FF 92 0-2 ③ K		C FF 90 X FF 90 0-1 HR		B SI 90 C FF 90 B CU 78 F FF 91 B FF 90 B CU 78 4-2 55 1B 15 2B BB		T FF 89 X FF 90 0-1 1B	C KC 81 B SI 93 F KC 83 S KC 83 1-3 ③ K		3 1	2 0	2 0	1 0	1 0	1 1	0 2
55 Stephen Piscotty, R (1, 9) OBP: 0.395, SLG: 0.500		B FF 89 C CH 82 B FF 89 F CH 82 B FF 91 B SI 91 4-2 3 S 35 1B BB	X CH 82 0-0 ① G1-3		B SI 90 X SI 90 1-0 15 2B 1-2 1B		F FF 89 X SL 85 0-1 ② F8		B FF 92 B FF 92 B FF 91 C FF 92 C FF 92 F FF 92 F FF 93 F FF 93 F FF 94 3-2 ① X FF 83 F9	4	1	1	0	1	0	1
15 Randal Grichuk, R (1, 8) OBP: 0.306, SLG: 0.449		C SI 90 F FF 90 D CU 78 F CU 77 B CH 83 X FF 91 2-2 ① F8	X CH 82 0-0 ② F8		F CU 76 S CU 76 B FF 89 B FF 90 X CU 76 2-2 1-3 2-H 2B		1 SAFE F SL 84 F SL 84 B FF 90 S CU 76 1-3 ③ K		X SL 83 0-0 4 SF9 3B	5	1	2	1	0	1	2
4 Yadier Molina, R (1, 2) OBP: 0.362, SLG: 0.382		B SI 90 F SI 89 C CU 77 B CU 77 1 SAFE C CU 78 2-3 ② K	B SI 90 B CU 77 B FF 89 X SI 89 3-0 ③ G4-3		C SL 85 X SI 95 0-1 ③ G6-3			F FF 89 B SL 85 B FF 87 F SL 86 X CU 77 2-2 35 1B 32 2B 1B	X SL 86 0-0 ② SF9 3-H	4	1	1	1	0	1	3
3 Jedd Gyorko, R (1, 4) OBP: 0.302, SLG: 0.411		F FF 91 B SI 90 F CU 77 B FF 90 D CU 78 F FF 90 D CU 77 4-2 35 1B 50 2B 1-2 BB		C CU 75 B SI 90 B FF 90 C FF 90 B CU 77 B CH 85 4-2 50 G5-4-3 BB		B SL 77 F FF 92 B FF 93 F FF 92 C SL 78 2-3 ① K		X FF 86 0-0 ① L9	C FF 93 F FF 95 X SL 84 0-2 ③ G5-3	3	1	0	0	2	1	1
35 Greg Garcia, L (1, 5) OBP: 0.760, SLG: 1.118		F FF 90 B FF 91 B FF 91 C FF 91 F CU 77 X FF 91 2-2 50 2B 1-3 2-H 1B		B FF 90 F SI 89 F CU 74 T SI 90 1-2 ① K		B SL 79 B SL 78 X FF 92 2-0 2B		X CH 82 0-0 32 2B 1-2 1B		4	2	3	1	0	1	1
50 Adam Wainwright, R (1, 1) OBP: 0.263, SLG: 0.684 32 Matt Adams, L (8, PH) OBP: 0.382, SLG: 0.574 26 Seunghwan Oh, R (8, 1) 60 Dean Kiekhefer, L (9, 1)		X SI 90 0-0 13 2B 1-H 3-H 2B		F CH 83 B FF 89 D SI 90 F SI 90 B CU 76 X SI 91 3-2 ② ③ G5-4-3 1-2f		C SL 78 C SL 78 S SL 79 0-3 ② K		C KC 80 X SI 93 0-1 1-H 2-H 2B		3 1 0 0	1 0 0 0	1 1 0 0	2 2 0 0	0 0 0 0	1 0 0 0	2 0 0 0
Inning Stats	R: 0 E: 0 K: 3 S: 12 H: 0 LOB: 0 BB: 0 P: 15	R: 4 E: 0 K: 1 S: 23 H: 3 LOB: 1 BB: 2 P: 40	R: 1 E: 0 K: 0 S: 5 H: 1 LOB: 0 BB: 0 P: 8	R: 0 E: 0 K: 1 S: 8 H: 0 LOB: 0 BB: 1 P: 16	R: 1 E: 0 K: 1 S: 13 H: 2 LOB: 2 BB: 1 P: 21	R: 0 E: 0 K: 2 S: 10 H: 1 LOB: 1 BB: 0 P: 14	R: 0 E: 0 K: 2 S: 10 H: 1 LOB: 1 BB: 0 P: 12	R: 2 E: 0 K: 2 S: 13 H: 3 LOB: 2 BB: 1 P: 20	R: 1 E: 0 K: 0 S: 12 H: 1 LOB: 0 BB: 0 P: 15	1B: 5 2B: 5 3B: 1 HR: 1 SF: 1 SAC: 0 DP: 1 HBP: 0						

	AB	37
	R	9
	H	12
	RBI	9
	BB	5
	SO	12
	LOB	15

WP: 0 PB: 0 SB: 1 CS: 0 PA: 43

PITCHER	IP	WLS	BF	H	R	ER	SO	BB	IBB	HBP	BLK	WP	HR	S	P	ERA	WHIP
47 Gio González, L (1, 1) ERA: 3.57	4.2	L	23	6	6	6	6	4	0	0	0	0	1	59	98	11.57	2.143
45 Blake Treinen, R (5, 1) ERA: 3.0	0.1		1	0	0	0	0	0	0	0	0	0	0	2	2	0.00	0.000
46 Oliver Pérez, L (6, 1) ERA: 2.57	1.0		4	1	0	0	2	0	0	0	0	0	0	10	14	0.00	1.000
52 Yusmeiro Petit, R (7, 1) ERA: 2.42	1.1		7	3	2	2	2	0	0	0	0	0	0	15	19	13.50	2.250
36 Sammy Solís, L (8, 1) ERA: 1.93	0.2		4	1	0	0	2	0	1	0	0	0	0	8	13	0.00	1.500

PITCHER	IP	WLS	BF	H	R	ER	SO	BB	IBB	HBP	BLK	WP	HR	S	P	ERA	WHIP
27 Shawn Kelley, R (9, 1) ERA: 1.59	1.0		4	1	1	1	0	0	0	0	0	0	0	12	15	9.00	1.000

BOTTOM

St. Louis Cardinals @ Washington Nationals
Nationals Park, Washington, DC
Sat May 28 2016, 7:19 PM - 10:18 PM EDT
Att. 38,274 - Clear - 87 F

livebaseballscorecards.com

Batter	1	2	3	4	5	6	7	8	9	AB	R	H	RBI	BB	SO	LOB
9 Ben Revere, L (1, 8) OBP: 0.233, SLG: 0.298	C FF 88 F FC 85 X FF 91 0-2 ① G5-3		C SI 90 C CU 73 X FC 81 0-2 ② G1-3			C SI 90 B CH 82 X FC 86 1-1 ① G4-3		C FF 94 C CU 76 X FF 94 0-2 ② L8		4	0	0	0	0	0	0
28 Jayson Werth, R (1, 7) OBP: 0.278, SLG: 0.378	B SI 89 B SI 91 B SI 91 C FF 90 X FC 86 3-1 ② G6-3		S FF 90 B CU 75 C CU 75 F CU 71 B FF 94 F SI 91 F FC 83 T SI 92 2-2 ③ K			B CU 73 F FC 85 B SI 91 S FC 86 X CU 76 2-2 ② G6-3		B FF 94 S FF 94 S FF 92 F FF 94 B FF 89 S SL 86 2-3 ③ K		4	0	0	0	0	2	0
34 Bryce Harper, L (1, 9) OBP: 0.420, SLG: 0.550	F SI 91 B CU 74 X FC 88 1-1 ③ G4-3			C FF 91 B FC 83 X CU 74 1-1 ① L8		C FF 91 B FC 82 X FF 90 1-1 HR			F SI 88 F SL 79 B SL 79 X SL 79 1-2 ① G6-3	4	1	1	1	0	0	0
20 Daniel Murphy, L (1, 4) OBP: 0.423, SLG: 0.604		B SI 89 X FF 91 1-0 11 HR 1B		X CU 73 0-0 ② F9		C FC 84 F FC 85 B CU 74 B FC 84 F FF 91 X CU 74 2-2 ③ L8			C SI 87 B SL 78 X SL 78 1-1 ② G4-3	4	1	1	0	0	0	0
11 Ryan Zimmerman, R (1, 3) OBP: 0.314, SLG: 0.440		B SI 91 C FC 87 B CU 74 X SI 92 2-1 1-H HR		F FF 91 B SI 90 X SI 92 1-1 1B			C CU 74 X FC 83 0-1 HR		B SI 89 X CH 83 1-0 10 DI 1B	4	2	4	3	0	0	0
10 Stephen Drew, L (1, 5) OBP: 0.214, SLG: 0.294		C FC 86 S CU 74 C FC 84 0-3 ① K		B FC 87 C SI 90 C SI 91 F CU 74 F FC 82 D CU 74 B CU 75 C FF 93 3-3 ③ K			B FF 90 X FC 85 1-0 40 G6-4-3 1B		B SI 88 F SI 88 B SI 88 X SI 87 2-1 ③ F7 1-2	4	0	1	0	0	2	2
8 Danny Espinosa, S (1, 6) OBP: 0.294, SLG: 0.314		X FF 91 0-0 ② B3			B CU 69 C FF 90 F FC 86 B CU 74 C FC 87 2-3 ① K		B FF 91 F FF 91 S FF 91 B CU 75 F FF 92 S CU 76 2-3 ① K			3	0	0	0	0	2	1
59 Jose Lobaton, S (1, 2) OBP: 0.304, SLG: 0.213 40 Wilson Ramos, R (7, PH) OBP: 0.363, SLG: 0.496 (8, 2)		F SI 89 F FF 90 F CU 74 X FC 83 0-2 ③ G4-3			F FC 86 B FC 84 B FF 91 X FF 90 2-1 ② F7		B FC 85 C CU 75 B SI 92 X CU 76 2-1 ②③ G6-4-3 1-2f			2 1	0 0	0 0	0 0	0 0	0 0	0 1
47 Gio González, R (1, 1) OBP: 0.188, SLG: 0.267 45 Blake Treinen, R (5, 1) 14 Chris Heisey, R (5, PH) OBP: 0.327, SLG: 0.548 46 Oliver Perez, L (6, 1) 52 Yusmeiro Petit, R (7, 1) 36 Sammy Solis, R (8, 1) 3 Michael Taylor, R (8, PH) OBP: 0.233, SLG: 0.320 27 Shawn Kelley, R (9, 1)			C FF 89 X FC 82 0-1 ① L7		S FC 86 B CU 76 B FF 90 B FF 91 X FC 85 3-1 ③ F8			C SL 84 B CU 73 B FF 93 S FF 92 C FF 94 2-3 ① K		1 0 1 0 0 0 1 0	0 0 0 0 0 0 0 0	0 0 0 0 0 0 0 0	0 0 0 0 0 0 1 0	0 0 0 0 0 0 0 0	0 0 0 0 0 0 1 0	0 0 0 0 0 0 0 0

Inning Stats	1	2	3	4	5	6	7	8	9
	R: 0 E: 0 K: 0 S: 7	H: 0 LOB: 0 BB: 0 P: 11	R: 2 E: 0 K: 1 S: 11	H: 2 LOB: 0 BB: 0 P: 14	R: 0 E: 0 K: 1 S: 11	H: 0 LOB: 0 BB: 0 P: 13	R: 0 E: 0 K: 1 S: 10	H: 1 LOB: 1 BB: 0 P: 15	R: 0 E: 0 K: 1 S: 7	H: 0 LOB: 0 BB: 0 P: 14	R: 1 E: 0 K: 0 S: 11	H: 1 LOB: 0 BB: 0 P: 17	R: 1 E: 0 K: 1 S: 9	H: 2 LOB: 0 BB: 0 P: 14	R: 0 E: 0 K: 2 S: 10	H: 0 LOB: 0 BB: 0 P: 14	R: 0 E: 0 K: 0 S: 8	H: 1 LOB: 1 BB: 0 P: 13

	1B	SF	WP	PA
	4	0	0	33
	2B: 0	SAC: 0	PB: 0	
	3B: 0	DP: 1	SB: 0	
	HR: 3	HBP: 0	CS: 0	

AB	33
R	4
H	7
RBI	4
BB	0
SO	7
LOB	4

PITCHER		IP	WLS	BF	H	R	ER	SO	BB	IBB	HBP	BLK	WP	HR	S	P	ERA	WHIP
50 Adam Wainwright, R ERA: 5.71	(1, 1)	7.0	W	26	6	4	4	5	0	0	0	0	0	3	66	98	5.14	0.857
26 Seunghwan Oh, R ERA: 2.03	(8, 1)	1.0		3	0	0	0	2	0	0	0	0	0	0	10	14	0.00	0.000
60 Dean Kiekhefer, L ERA: 5.4	(9, 1)	1.0		4	1	0	0	0	0	0	0	0	0	0	8	13	0.00	1.000

PITCHER	IP	WLS	BF	H	R	ER	SO	BB	IBB	HBP	BLK	WP	HR	S	P	ERA	WHIP

Batter	1	2	3	4	5	6	7	8	9	AB	R	H	RBI	BB	SO	LOB
13 Matt Carpenter, L (1, 5) OBP: 0.365, SLG: 0.489	B FF 94 C FF 94 B CU 81 F FF 95 X CH 89 2-2 ① F7		C CU 80 S CH 87 B FF 96 F FF 95 B SI 96 F CH 89 B CH 90 X FF 96 3-2 ① F8		F FF 94 L FF 94 F CU 80 X FF 94 0-2 ① F9		C SI 92 S SL 79 B SL 81 B FF 92 X SL 80 2-2 ① P5		F FF 89 X FF 89 0-1 ① F7	5	0	0	0	0	0	2
35 Greg Garcia, L (1, 6) OBP: 0.667, SLG: 0.909	F FF 95 X CU 82 0-1 ② G6-3		B SL 91 B CH 88 X FF 95 2-0 ② G4-3		C CU 80 F CH 87 B FF 94 X SL 89 1-2 ② FC5-4 1-2f		B SL 77 X SL 80 1-0 32 SF9 7 1B 1-2 1B		B FF 90 B FF 91 B FS 86 C FF 89 X FS 86 3-1 ② L9	5	0	1	0	0	0	1
7 Matt Holliday, R (1, 7) OBP: 0.321, SLG: 0.468	B FF 95 B SL 92 C FF 95 F FF 95 X SL 90 2-2 1B		F FF 96 S FF 96 X FF 95 0-2 1B		X SL 91 0-0 ③ F9		C SI 94 F SI 95 X SI 95 0-2 1-2 2-3 1B		B FF 92 C SL 81 B SI 91 S FF 91 S SL 81 2-3 ③ K	5	0	3	0	0	1	1
32 Matt Adams, L (1, 3) OBP: 0.377, SLG: 0.563	B FF 95 F CH 88 F FF 96 X FF 95 1-2 ③ F9		B FF 96 B FF 95 F FF 94 B FF 94 S FF 94 S CH 87 3-3 ③ K			B FF 93 B SI 93 B CH 87 C FF 92 C CH 88 B FF 95 4-2 3 1B BB	B FF 93 S SL 81 B FF 94 F SL 80 X SL 80 2-2 ② SF9 2-3 3-H			2	0	0	1	1	1	2
15 Randal Grichuk, R (1, 8) OBP: 0.299, SLG: 0.438 60 Dean Kiekhefer, L (7, 1) 70 Tyler Lyons, L (8, 1)		C FF 95 F FF 94 X CH 88 0-2 ① G5-3		B FF 95 B SL 89 X SI 95 2-0 ① F8		C FF 93 X FF 94 0-1 ① P4	B CH 85 X FF 93 1-0 ③ F7			4 0 0	0 0 0	0 0 0	0 0 0	0 0 0	0 0 0	3 0 0
37 Brandon Moss, L (1, 9) OBP: 0.322, SLG: 0.484		B FF 95 X CU 82 1-0 3 1B 1B		C CU 80 B SI 94 C CH 88 B CH 88 B FF 95 F CH 89 F FF 95 X CH 89 3-2 HR		S FF 95 B FF 95 C FF 95 F FF 95 D SL 92 F FF 94 D CU 81 T SI 95 3-2 ② K		C FF 91 B FF 93 C SL 82 B SL 83 T SL 83 2-2 ① K		4	1	2	1	0	2	1
3 Jedd Gyorko, R (1, 4) OBP: 0.318, SLG: 0.418		X SL 91 0-0 1-2 1B		F FF 96 B FF 95 F FF 95 F FF 95 B CH 88 X CU 81 2-2 ② F8		X SL 90 0-0 1-2 1B		B FF 92 B SL 84 S FF 93 S FF 92 F FF 93 F FF 92 B FF 92 F SL 83 B SL 83 4-2 BB		3	0	2	0	1	0	0
59 Eric Fryer, R (1, 2) OBP: 0.444, SLG: 0.480		B FF 94 C SL 90 F FF 94 S CU 81 1-3 ② K		F FF 94 B SI 94 B CU 82 B FF 94 X FF 95 3-1 ③ L8		X FF 94 0-0 ③ P3		F FF 92 B FF 93 F SL 82 B SL 85 X SL 84 2-2 ② F9		4	0	0	0	0	1	5
52 Michael Wacha, R (1, 1) 16 Kolten Wong, L (7, PH) OBP: 0.315, SLG: 0.301 36 Aledmys Díaz, R (7, PH) OBP: 0.361, SLG: 0.557 30 Jonathan Broxton, R (7, 1) 41 Jeremy Hazelbaker, L (7, 8) OBP: 0.289, SLG: 0.509		C CU 81 C FF 95 B FF 95 S FF 96 1-3 ③ K			B FF 94 B FF 93 F FF 94 B FF 94 B FF 94 4-1 35 FC5-4 7 BB		B FF 91 F FF 92 B FF 93 X SI 93 2-1 7 1B 35 1B 32 SF9 1B		T FF 93 C FF 93 S SL 85 0-3 ③ K	1 0 1 0 1	0 0 1 0 0	0 0 1 0 0	0 0 1 0 0	1 0 0 0 0	1 0 0 0 1	2 0 0 0 1
Inning Stats	R: 0 E: 0 K: 0 S: 11 H: 1 LOB: 1 BB: 0 P: 16	R: 0 E: 0 K: 2 S: 11 H: 2 LOB: 2 BB: 0 P: 14	R: 0 E: 0 K: 1 S: 12 H: 1 LOB: 1 BB: 0 P: 20	R: 1 E: 0 K: 0 S: 12 H: 1 LOB: 0 BB: 0 P: 22	R: 0 E: 0 K: 0 S: 9 H: 0 LOB: 1 BB: 1 P: 14	R: 0 E: 0 K: 1 S: 11 H: 1 LOB: 2 BB: 1 P: 18	R: 1 E: 0 K: 0 S: 13 H: 3 LOB: 2 BB: 0 P: 21	R: 0 E: 0 K: 2 S: 14 H: 0 LOB: 1 BB: 1 P: 22	R: 0 E: 0 K: 1 S: 7 H: 0 LOB: 0 BB: 0 P: 12	1B: 8 2B: 0 3B: 0 HR: 1 SF: 1 SAC: 0 DP: 0 HBP: 0						

PITCHER		IP	WLS	BF	H	R	ER	SO	BB	IBB	HBP	BLK	WP	HR	S	P	ERA	WHIP
37 Stephen Strasburg, R ERA: 2.69	(1, 1)	6.0	W	26	6	1	1	4	2	0	0	0	0	1	66	104	1.50	1.333
46 Oliver Pérez, L ERA: 3.14	(7, 1)	0.1	H	3	2	1	1	0	0	0	0	0	0	0	6	11	27.00	6.000
45 Blake Treinen, R ERA: 3.0	(7, 1)	0.0		1	1	0	0	0	0	0	0	0	0	0	3	3	∞	∞
73 Felipe Vázquez, L ERA: 3.91	(7, 1)	0.2	H	2	0	0	0	0	0	0	0	0	0	0	4	7	0.00	0.000
27 Shawn Kelley, R ERA: 1.5	(8, 1)	1.0		4	0	0	0	2	1	0	0	0	0	0	14	22	0.00	1.000

PITCHER		IP	WLS	BF	H	R	ER	SO	BB	IBB	HBP	BLK	WP	HR	S	P	ERA	WHIP
58 Jonathan Papelbon, R ERA: 2.75	(9, 1)	1.0		3	0	0	0	1	0	0	0	0	0	0	7	12	0.00	0.000

TOP

St. Louis Cardinals @ Washington Nationals
Nationals Park, Washington, DC
Sun May 29 2016, 1:39 PM - 4:50 PM EDT
Att. 38,898 - Cloudy - 84 F

livebaseballscorecards.com

AB	35
R	2
H	9
RBI	2
BB	3
SO	7
LOB	18

WP: 0 PB: 0 SB: 0 CS: 0 PA: 39

BOTTOM

St. Louis Cardinals @ Washington Nationals
Nationals Park, Washington, DC
Sun May 29 2016, 1:39 PM - 4:50 PM EDT
Att. 38,898 - Cloudy - 84 F

livebaseballscorecards.com

Batter	1	2	3	4	5	6	7	8	9	AB	R	H	RBI	BB	SO	LOB
9 Ben Revere, L (1, 7) (7, 8) OBP: 0.232, SLG: 0.284	C FF 93 B FF 92 F FF 92 B CU 76 X FF 94 2-2 G3 ①		B FC 90 B FF 92 X FC 90 2-0 G4-3 ③		B FC 91 X FC 91 1-0 G3-1 ②		B SL 77 B SI 86 C SI 86 F SI 86 B SI 87 B SI 85 4-2 28 HR BB 1-2 2-3	C FF 89 X FF 90 0-1 G4-3 ①② 1-2f 2-3		4	1	0	0	1	0	3
3 Michael Taylor, R (1, 8) OBP: 0.235, SLG: 0.328 27 Shawn Kelley, R (8, 1) 25 Clint Robinson, L (8, PH) OBP: 0.294, SLG: 0.364 58 Jonathan Papelbon, R (9, 1)	B FF 92 F CH 84 B FC 88 T FF 91 B FC 90 T FF 92 3-2 K ②			X FC 90 0-0 34 1B 2B	F FC 88 C CH 84 F CU 75 B CU 74 B CH 86 S FC 91 2-3 K ③		B CH 81 X SI 87 1-0 HR 1-H 2-H 3-H	F FC 90 C SL 76 X 0-2 G4-3 ③		3 0 1 0	1 0 0 0	1 0 0 0	0 0 0 0	2 0 0 0	0 0 1 0
34 Bryce Harper, L (1, 9) OBP: 0.416, SLG: 0.542	X FF 93 0-0 G4-3 ③			B CH 84 B FF 93 C CH 82 X FC 90 2-1 11 2B 40 1B 1B 2-H		B CH 82 C FC 90 S CH 83 X CH 86 1-2 L6 ① S SL 78 S SL 77 B SL 77 B SL 78 C SI 87 2-3 K ②				4	1	1	1	0	1	0
20 Daniel Murphy, L (1, 4) OBP: 0.420, SLG: 0.597		C FF 91 C FF 92 B CU 76 F CH 84 X FF 94 1-2 F7 ①		1 SAFE 1 SAFE B FC 90 F CH 84 X FF 92 1-1 L8 ①		B FF 94 B CH 84 C FF 93 X FF 93 2-1 F7 ② B SL 78 B SI 87 F SI 86 X CH 85 2-1 1B				4	0	1	0	0	0	1
11 Ryan Zimmerman, R (1, 3) OBP: 0.313, SLG: 0.442		F FC 89 X FF 93 0-1 P4 ②		D FC 90 1 SAFE C FF 93 X FF 93 1-1 1-3 40 1B 2B		B CU 75 C FF 94 B FC 90 S CH 85 B FF 95 S CH 86 3-3 K ③ C SI 88 D CH 82 B CH 83 X SI 88 2-1 G4-3 ③				4	1	1	0	0	1	1
6 Anthony Rendon, R (1, 5) OBP: 0.355, SLG: 0.398		C FF 92 X FC 90 0-1 P3 ③		C FF 93 B CU 75 C CU 76 D FC 91 F FF 94 B FF 94 S FC 86 3-3 K ②			X FF 92 0-0 HR	B SI 90 B CH 83 C FF 91 B CH 83 C FF 90 F FF 91 X SI 90 3-2 40 HR 1B		4	2	2	1	0	1	2
40 Wilson Ramos, R (1, 2) OBP: 0.380, SLG: 0.529			C FC 91 C FC 92 B FF 94 B FC 88 B FC 90 B FF 93 4-2 37 G1-3 BB	B CH 83 X FF 92 1-0 2-H 3-H 1B			F FF 92 C FF 93 B SL 87 B SL 85 X FF 92 2-2 9 BB 8 1B 28 HR 1B	X FF 90 0-0 1-H HR		3	2	3	4	1	0	0
8 Danny Espinosa, S (1, 6) OBP: 0.299, SLG: 0.314			F FF 93 F CH 84 F FF 93 B FF 95 C CU 74 1-3 K ①	B CU 72 S CH 84 S CH 85 D CU 74 D CH 85 S CH 85 3-3 K ③			S FF 91 B SI 92 1 SAFE D SL 86 X SI 90 2-1 9 BB 28 HR 1B 1-2	S CH 85 F CH 84 B SL 78 B SL 78 B CH 84 B FF 90 4-2 9 G4-3 14 1B BB		3	1	1	0	1	2	2
37 Stephen Strasburg, R (1, 1) OBP: 0.179, SLG: 0.179 46 Oliver Pérez, L (7, 1) 45 Blake Treinen, R (7, 1) 73 Felipe Vázquez, L (7, 1) 14 Chris Heisey, R (7, 7) OBP: 0.333, SLG: 0.545 28 Jayson Werth, R (7, PH) OBP: 0.282, SLG: 0.400			B FF 91 X 1-0 G1-3 ② 1-2		X FC 90 0-0 L8 ①		C FF 93 S SL 86 B SL 86 C SI 94 1-3 K ①	B SI 90 X SI 88 1-0 9 G4-3 1B 1-2		2 0 0 0 2 1	0 0 0 0 0 1	0 0 0 0 1 4	0 0 0 0 1 0	0 0 0 0 2 0	0 0 0 0 1 0	1 0 0 0 2 0
Inning Stats	R: 0 E: 0 K: 1 S: 7 H: 0 LOB: 0 BB: 0 P: 12	R: 0 E: 0 K: 0 S: 8 H: 0 LOB: 0 BB: 0 P: 9	R: 0 E: 0 K: 1 S: 8 H: 0 LOB: 1 BB: 1 P: 16	R: 3 E: 0 K: 2 S: 15 H: 4 LOB: 1 BB: 0 P: 26	R: 0 E: 0 K: 1 S: 6 H: 0 LOB: 0 BB: 0 P: 9	R: 0 E: 0 K: 1 S: 8 H: 0 LOB: 0 BB: 0 P: 14	R: 5 E: 0 K: 2 S: 19 H: 5 LOB: 1 BB: 1 P: 35	R: 2 E: 0 K: 0 S: 13 H: 3 LOB: 1 BB: 1 P: 21		1B: 7 2B: 2 3B: 0 HR: 3 SF: 0 SAC: 0 DP: 1 HBP: 0				WP: 0 PB: 0 SB: 0 CS: 0 PA: 38		

	AB	35
	R	10
	H	12
	RBI	10
	BB	3
	SO	8
	LOB	13

PITCHER		IP	WLS	BF	H	R	ER	SO	BB	IBB	HBP	BLK	WP	HR	S	P	ERA	WHIP
52 Michael Wacha, R ERA: 4.99	(1, 1)	6.0	L	23	4	3	3	6	1	0	0	0	0	0	52	86	4.50	0.833
30 Jonathan Broxton, R ERA: 5.79	(7, 1)	0.1		4	3	3	3	1	0	0	0	0	0	1	9	14	81.00	9.000
60 Dean Kiekhefer, L ERA: 7.0	(7, 1)	0.2		5	2	2	2	1	1	0	0	0	0	1	10	21	27.00	4.500
70 Tyler Lyons, L ERA: 4.38	(8, 1)	1.0		6	3	2	2	0	1	0	0	0	0	1	13	21	18.00	4.000

PITCHER	IP	WLS	BF	H	R	ER	SO	BB	IBB	HBP	BLK	WP	HR	S	P	ERA	WHIP

TOP

Washington Nationals @ Philadelphia Phillies
Citizens Bank Park, Philadelphia, PA
Mon May 30 2016, 7:09 PM - 10:02 PM EDT
Att. 21,993 - Partly Cloudy - 73 F

livebaseballscorecards.com

Batter	1	2	3	4	5	6	7	8	9	AB	R	H	RBI	BB	SO	LOB
9 Ben Revere, L (1, 8) OBP: 0.232, SLG: 0.275	C FF 90 B SL 86 X FF 91 1-1 ① G4-3		C FF 91 B FF 92 X FF 91 1-1 ③ G6-3			C FF 90 S CU 79 S CU 79 0-3 ② K2-3		1 SAFE 1 SAFE P PO 88 B FS 85 C SI 94 B SI 94 C FS 85 D FS 88 4-2 28 1B 20 1B **1-2** BB		3	1	0	0	1	1	0
28 Jayson Werth, R (1, 7) OBP: 0.281, SLG: 0.396	B FF 91 C CH 81 B FF 92 F FF 91 S CH 81 2-3 ② K			S CH 81 X CH 82 0-1 ① G3-1		C FF 90 B FF 91 S CH 83 S CH 82 1-3 ③ K		C FS 86 B SI 94 X FS 86 1-1 20 1B **1-3** **2-H** 1B		4	1	1	1	0	2	0
34 Bryce Harper, L (1, 9) OBP: 0.415, SLG: 0.535 14 Chris Heisey, R (7, 9) OBP: 0.346, SLG: 0.545	B FF 91 X SL 86 1-0 ③ P2			C FF 91 F FF 92 B CH 82 B FF 92 S CU 81 2-3 ② K			S CH 81 B CH 83 B CH 82 H SL 88 3-1 20 L7-3 HBP	B SI 95 B FF 95 B FS 87 C FS 86 S FF 94 B FS 87 4-2 20 1B BB		2 0	0 0	0 0	0 0	0 1	1 0	0 0
20 Daniel Murphy, L (1, 4) OBP: 0.426, SLG: 0.621		X FF 90 0-0 11 L7 2B		F SL 85 X SL 88 0-1 HR			1 SAFE 1 SAFE 1 SAFE B SI 91 F SI 91 1 SAFE X CU 78 1-1 ① ② L7-3 **1-1**	B FS 86 B FS 86 X FF 93 2-0 11 FC4 **1-3** **2-H** **3-H** 1B		4	1	3	3	0	0	1
11 Ryan Zimmerman, R (1, 3) OBP: 0.311, SLG: 0.449		X CH 80 0-0 ① L7 **2-3**		C FF 90 B SI 91 C SI 91 B FF 91 S CH 83 2-3 ③ K			C CH 81 C CH 82 B FF 92 X SI 91 1-2 3B	C SL 86 S CH 88 X SI 92 0-2 ③ FC4 **1-2f**		4	0	1	0	0	1	3
6 Anthony Rendon, R (1, 5) OBP: 0.348, SLG: 0.390		B FF 91 B SI 92 T CH 82 F FF 91 S CH 83 2-3 ② K			B FF 91 S FF 92 B CH 83 C SI 92 F FF 91 C FF 91 2-3 ① K		X FF 90 0-0 ③ G5-3		C CH 84 X SL 84 0-1 ① G3	4	0	0	0	0	2	2
40 Wilson Ramos, R (1, 2) OBP: 0.370, SLG: 0.514		B CU 80 B CH 82 X FF 92 2-0 ③ L3			B SI 91 F SI 91 B CH 81 S CH 81 B CH 81 F CH 80 F SI 91 X FF 91 3-2 ② G4-3			B FS 86 F FF 94 T FS 88 S FS 88 1-3 ① K	X SI 92 0-0 ② G5-3	4	0	0	0	0	1	1
8 Danny Espinosa, S (1, 6) OBP: 0.298, SLG: 0.309			B FF 91 B FF 91 C FF 91 X SL 85 2-1 ① L6		X CU 75 0-0 ③ B1-3			B FS 87 B FS 87 C SI 93 B FS 87 B FS 87 4-1 9 S 28 1B BB	B CH 81 B SI 90 X SI 92 2-0 ③ P6	3	1	0	0	1	0	0
57 Tanner Roark, R (1, 1) 25 Clint Robinson, L (8, PH) OBP: 0.288, SLG: 0.356 73 Felipe Vázquez, L (8, 1) 58 Jonathan Papelbon, R (9, 1)			X FF 91 0-0 ② F8			C SI 89 L FF 89 S CU 79 0-3 ① K		1 SAFE C SI 93 X SI 93 0-1 ② L5		2 1 0 0	0 0 0 0	0 0 0 0	0 0 0 0	0 0 0 0	1 0 0 0	0 1 0 0
Inning Stats	R: 0 E: 0 K: 1 S: 6 H: 0 LOB: 0 BB: 0 P: 10	R: 0 E: 0 K: 1 S: 6 H: 1 LOB: 1 BB: 0 P: 10	R: 0 E: 0 K: 0 S: 5 H: 0 LOB: 0 BB: 0 P: 8	R: 1 E: 0 K: 2 S: 10 H: 1 LOB: 0 BB: 0 P: 14	R: 0 E: 0 K: 1 S: 10 H: 0 LOB: 0 BB: 0 P: 15	R: 0 E: 0 K: 3 S: 9 H: 0 LOB: 0 BB: 0 P: 10	R: 0 E: 0 K: 0 S: 7 H: 1 LOB: 1 BB: 0 P: 12	R: 3 E: 0 K: 1 S: 17 H: 2 LOB: 2 BB: 3 P: 32	R: 0 E: 0 K: 0 S: 4 H: 0 LOB: 0 BB: 0 P: 6	1B: 2 2B: 2 3B: 1 HR: 1 SF: 0 SAC: 0 DP: 1 HBP: 1						

	AB	31
	R	4
	H	5
	RBI	4
	BB	3
	SO	9
	LOB	8

WP: 0 PA: 35
PB: 0
SB: 1
CS: 0

PITCHER		IP	WLS	BF	H	R	ER	SO	BB	IBB	HBP	BLK	WP	HR	S	P	ERA	WHIP
58 Jeremy Hellickson, R ERA: 3.68	(1, 1)	7.0		24	3	1	1	8	0	0	1	0	0	1	53	79	1.29	0.429
50 Héctor Neris, R ERA: 2.2	(8, 1)	0.2	L	7	2	3	3	1	3	0	0	0	0	0	14	29	40.50	7.500
46 Jeanmar Gómez, R ERA: 2.33	(8, 1)	1.1		4	0	0	0	0	0	0	0	0	0	0	7	9	0.00	0.000

PITCHER		IP	WLS	BF	H	R	ER	SO	BB	IBB	HBP	BLK	WP	HR	S	P	ERA	WHIP

Batter	1	2	3	4	5	6	7	8	9	AB	R	H	RBI	BB	SO	LOB
37 Odúbel Herrera, L (1, 8) OBP: 0.424, SLG: 0.445	S SI 92 F SI 93 B SI 93 X CU 79 1-2 ① G3		C CU 77 X CH 85 0-1 ③ 13 G4-6-3 1B		C SI 94 X SI 94 0-1 ③ F8			C FF 97 B SL 85 S SL 81 F FF 96 B CH 87 F CH 88 B FF 99 S CH 87 3-3 ② K		4	0	1	0	0	1	0
13 Freddy Galvis, S (1, 6) OBP: 0.284, SLG: 0.412	X SI 92 0-0 6 S 7 G6-3 1B		F SI 91 1 SAFE C SI 92 B SI 93 X CU 79 1-2 ① ② G4-6-3 1-2f			C CH 84 T SI 92 B SI 94 X SL 80 1-2 HR		B FF 93 B FF 96 S CH 86 X SL 81 2-1 ③ L8		4	1	2	1	0	0	1
7 Maikel Franco, R (1, 5) OBP: 0.299, SLG: 0.430	F SL 86 B SI 92 S SI 92 D SL 87 X SI 94 2-2 ② G6-3 1-2		C SI 95 X SL 87 0-1 ③ G5-3			X SL 87 0-0 ① G6-3			C FF 90 X SL 78 0-1 6 2B 2B	4	1	1	0	0	0	1
6 Ryan Howard, L (1, 3) OBP: 0.219, SLG: 0.350 3 David Lough, L (9, PR) OBP: 0.329, SLG: 0.306	C SI 93 B SI 94 B CH 85 F CH 86 F SI 94 S SI 93 2-3 ③ K 2-3			F CU 77 F CU 79 B SI 93 S SI 93 1-3 ① K		B SI 93 S CH 85 X CH 84 1-1 ② F8			X FF 91 0-0 2-H 2B	4 0	0 0	1 0	1 0	0 0	2 0	1 0
51 Carlos Ruiz, R (1, 2) OBP: 0.292, SLG: 0.370 19 Tommy Joseph, R (9, PH) OBP: 0.282, SLG: 0.556		C SI 93 B CU 87 C SL 86 F SI 92 C CU 78 1-3 ① K		B SL 87 C SI 94 F SI 94 F SI 93 X SI 94 1-2 ② G1-3		B SL 87 C SI 94 C SI 93 S CU 77 1-3 ③ K			C SL 80 C FF 92 S SL 81 0-3 ① K	3 1	0 0	0 0	0 0	0 0	2 1	0 1
16 César Hernández, S (1, 4) OBP: 0.307, SLG: 0.309		B SI 93 S CH 84 B SI 93 B SI 93 C SI 92 B CH 84 4-2 2 WP 2 S 58 SH1-4 BB		B SI 94 F SI 93 C CU 79 B CU 80 X SI 94 2-2 1B			C CU 75 B CU 77 B SI 92 C CH 84 X CU 79 2-2 ① G1-3		B FS 86 C FF 92 F SL 82 B FF 91 S FF 93 2-3 ② K	3	1	1	0	1	1	1
2 Tyler Goeddel, R (1, 7) OBP: 0.307, SLG: 0.389		1 SAFE D SL 86 C SI 93 B SI 93 B SL 87 F SI 92 F SI 94 F SL 87 B SL 87 4-2 58 SH1-4 1-3 BB		S SI 93 B SI 94 1 SAFE X SL 85 1-1 ③ F9			C SI 93 X SI 91 0-1 ② G5-3		C SL 81 B FF 93 S FF 93 B SL 81 X SL 81 2-2 ③ L4	3	0	0	0	1	0	2
58 Jeremy Hellickson, R (1, 1) OBP: 0.313, SLG: 0.154 15 Emmanuel Burriss, S (7, PH) OBP: 0.194, SLG: 0.212 50 Héctor Neris, R (8, 1) 46 Jeanmar Gómez, R (8, 1)		X SL 85 0-0 ② SH1-4 1-2 3-H	C SI 93 B SI 93 B SL 86 S SI 93 F SI 92 F SI 93 X CU 77 2-2 ① G5-3				B SI 92 X CH 84 1-0 ③ G1-3			1 1 0 0	0 0 0 0	0 0 0 0	1 0 0 0	0 0 0 0	0 0 0 0	0 0 0 0
17 Peter Bourjos, R (1, 9) OBP: 0.233, SLG: 0.293		B SI 93 X SL 86 1-0 ③ G4-3	B SL 86 B SI 94 X SI 93 2-0 ② G6-3					C FF 95 S CH 86 S CH 87 0-3 ① K		3	0	0	0	0	1	1

Inning Stats	1	2	3	4	5	6	7	8	9
	R: 0 E: 0 K: 1 S: 11	H: 1 LOB: 1 BB: 0 P: 16	R: 1 E: 0 K: 1 S: 12	H: 0 LOB: 1 BB: 2 P: 22	R: 0 E: 0 K: 0 S: 7	H: 1 LOB: 0 BB: 0 P: 8	R: 0 E: 0 K: 1 S: 13	H: 1 LOB: 1 BB: 0 P: 18	R: 0 E: 0 K: 0 S: 8	H: 0 LOB: 0 BB: 0 P: 12	R: 1 E: 0 K: 1 S: 9	H: 1 LOB: 0 BB: 0 P: 12	R: 0 E: 0 K: 0 S: 6	H: 0 LOB: 0 BB: 0 P: 9	R: 0 E: 0 K: 2 S: 10	H: 0 LOB: 0 BB: 0 P: 15	R: 1 E: 0 K: 2 S: 12	H: 2 LOB: 1 BB: 0 P: 16

1B: 3 2B: 2 3B: 0 HR: 1 | SF: 0 SAC: 1 DP: 1 HBP: 0 | WP: 1 PB: 0 SB: 2 CS: 0 | PA: 34

PITCHER	IP	WLS	BF	H	R	ER	SO	BB	IBB	HBP	BLK	WP	HR	S	P	ERA	WHIP
57 Tanner Roark, R (1, 1) ERA: 2.7	7.0	W	26	4	2	2	4	2	0	0	0	1	1	66	97	2.57	0.857
73 Felipe Vázquez, L (8, 1) ERA: 3.75	1.0	H	3	0	0	0	2	0	0	0	0	0	0	10	15	0.00	0.000
58 Jonathan Papelbon, R (9, 1) ERA: 3.05	1.0	S	5	2	1	1	2	0	0	0	0	0	0	12	16	9.00	2.000

PITCHER	IP	WLS	BF	H	R	ER	SO	BB	IBB	HBP	BLK	WP	HR	S	P	ERA	WHIP

BOTTOM

Washington Nationals @ Philadelphia Phillies
Citizens Bank Park, Philadelphia, PA
Mon May 30 2016, 7:09 PM - 10:02 PM EDT
Att. 21,993 - Partly Cloudy - 73 F

livebaseballscorecards.com

AB	31
R	3
H	6
RBI	3
BB	2
SO	8
LOB	8

Batter	1	2	3	4	5	6	7	8	9	AB	R	H	RBI	BB	SO	LOB
9 Ben Revere, L (1, 8) (9, 7) OBP: 0.221, SLG: 0.260	C SI 91 X SI 91 0-1 ① F7		L FF 90 B CU 77 C SI 90 F CU 78 F CU 77 B SI 91 F CU 78 S CH 83 2-3 ① K			C SI 88 B CH 82 C CH 82 X SI 90 1-2 ① F8		B FF 92 X FF 92 1-0 ① F7	S FF 93 C FF 94 X CU 82 0-2 ③ F7	5	0	0	0	0	1	1
28 Jayson Werth, R (1, 9) OBP: 0.280, SLG: 0.410	X FF 92 0-0 HR		B SI 92 C CU 77 B CH 84 S CU 77 C SI 93 2-3 ② K			C CU 76 S CU 78 X CU 78 0-2 ② G3-1		B FF 94 C FC 83 B FC 86 C FC 82 B FF 93 X FF 94 3-2 ② F9		4	1	1	1	0	1	0
20 Daniel Murphy, L (1, 4) OBP: 0.428, SLG: 0.634	C SI 91 B CU 77 F CU 78 F CU 77 B SI 92 C SI 92 2-3 ② K		X CH 84 0-0 ③ G1-3			C CU 76 F SI 92 B SI 91 F SI 92 X SI 90 1-2 HR		B FF 94 C FC 84 F CU 79 X FF 94 1-2 1B		4	1	2	1	0	1	0
11 Ryan Zimmerman, R (1, 3) OBP: 0.310, SLG: 0.444	B SI 92 B SI 91 B SI 92 F SI 92 X SI 91 3-1 ③ F8			C CU 76 B SI 92 C CU 76 F SI 92 X SI 90 2-2 ① G5-3		B CU 77 S SI 92 B CU 78 B SI 89 X CU 78 3-1 1B		C FF 93 C CU 81 C CU 80 0-3 ③ K		4	0	1	0	0	1	1
25 Clint Robinson, L (1, 7) OBP: 0.304, SLG: 0.375 3 Michael Taylor, R (9, PR) OBP: 0.235, SLG: 0.328 (9, 8)		C FF 90 X CU 77 0-1 6 WP 2B		C SI 91 X SI 90 0-1 ② L8		F CH 80 C SI 91 1 SAFE F CU 77 B CU 77 B SI 91 F CU 77 B CH 83 F SI 91 3-3 ③ K			B FF 92 B FF 94 B FF 92 B FF 94 4-0 40 FC9-6 BB	3 0	0 0	1 0	0 0	1 0	1 0	1 0
6 Anthony Rendon, R (1, 5) OBP: 0.342, SLG: 0.382		C CU 76 C SI 90 F CU 78 B CU 78 X SI 90 1-2 ① P3 2-3		B SI 92 X SI 91 1-0 ③ G6-3			B FF 95 C FF 95 C CU 81 B CU 82 B FF 95 X SI 94 3-2 E6		1 SAFE C FF 93 C FF 94 C FF 94 0-3 ① K	4	0	0	0	0	1	2
40 Wilson Ramos, R (1, 2) OBP: 0.373, SLG: 0.510		B CU 76 B SI 90 F CU 76 B CH 83 B CH 83 4-1 8 G1-3 BB	C SI 89 X CU 76 0-1 41 G4-6-3 1B				C FF 95 B SI 94 1 SAFE 1 SAFE F FF 94 S FF 95 1-3 ① K		F CU 81 X FF 95 0-1 ② FC9-6 8 HR 1-2f	3	1	1	0	1	1	2
8 Danny Espinosa, S (1, 6) OBP: 0.297, SLG: 0.325		1 SAFE B FF 90 C CH 84 B SI 90 F CU 78 X CH 84 2-2 ② G1-3 1-2	B CU 76 C SI 90 B SI 91 C CH 83 S CU 76 2-3 ① K				X SI 93 0-0 ② F7		B CU 81 S FF 94 X CU 82 1-1 1-H HR	4	1	1	2	0	1	4
41 Joe Ross, R (1, 1) OBP: 0.280, SLG: 0.227 73 Felipe Vázquez, L (8, 1) 10 Stephen Drew, L (9, PH) OBP: 0.228, SLG: 0.365 58 Jonathan Papelbon, R (9, 1)		S CU 77 D CU 78 S CU 78 S SI 92 1-3 ③ K	B SI 91 B CU 74 X SI 90 2-0 ②③ G4-6-3 1-2f				F FF 94 B FF 94 F FF 95 C CU 81 1-3 ③ K		F FF 94 B FF 94 X CU 80 1-1 IHR	3 0 1 0	0 0 1 0	0 0 1 0	0 0 1 0	0 0 0 0	2 0 0 0	4 0 0 0
Inning Stats	R: 1 E: 0 K: 1 S: 9 H: 1 LOB: 0 BB: 0 P: 14	R: 0 E: 0 K: 1 S: 13 H: 1 LOB: 2 BB: 1 P: 21	R: 0 E: 0 K: 2 S: 10 H: 0 LOB: 0 BB: 0 P: 14	R: 0 E: 0 K: 0 S: 7 H: 0 LOB: 0 BB: 0 P: 10	R: 0 E: 0 K: 1 S: 6 H: 1 LOB: 0 BB: 0 P: 10	R: 1 E: 0 K: 1 S: 19 H: 2 LOB: 1 BB: 0 P: 27	R: 0 E: 1 K: 2 S: 10 H: 0 LOB: 1 BB: 0 P: 15	R: 0 E: 0 K: 1 S: 10 H: 1 LOB: 1 BB: 0 P: 15	R: 3 E: 0 K: 1 S: 12 H: 2 LOB: 1 BB: 1 P: 18	1B: 3 2B: 1 3B: 0 HR: 4 SF: 0 SAC: 0 DP: 1 HBP: 0						

PITCHER	IP	WLS	BF	H	R	ER	SO	BB	IBB	HBP	BLK	WP	HR	S	P	ERA	WHIP
27 Aaron Nola, R (1, 1) ERA: 2.88	6.0	L	23	5	2	2	6	1	0	0	0	1	2	64	96	3.00	1.000
30 David Hernandez, R (7, 1) ERA: 2.55	1.0		4	0	0	0	2	0	0	0	0	0	0	10	15	0.00	0.000
38 Andrew Bailey, R (8, 1) ERA: 2.57	1.0		4	1	0	0	1	0	0	0	0	0	0	10	15	0.00	1.000
60 Colton Murray, R (9, 1) ERA: 3.21	1.0		6	2	3	3	1	1	0	0	0	0	1	12	18	27.00	3.000

PITCHER	IP	WLS	BF	H	R	ER	SO	BB	IBB	HBP	BLK	WP	HR	S	P	ERA	WHIP

TOP

Washington Nationals @ Philadelphia Phillies
Citizens Bank Park, Philadelphia, PA
Tue May 31 2016, 7:08 PM - 10:01 PM EDT
Att. 18,572 - Partly Cloudy - 84 F

livebaseballscorecards.com

AB	35
R	5
H	8
RBI	5
BB	2
SO	10
LOB	15

WP: 1 PA: 37
PB: 0
SB: 0
CS: 0

BOTTOM

Batter	1	2	3	4	5	6	7	8	9	AB	R	H	RBI	BB	SO	LOB
37 Odúbel Herrera, L (1, 8) OBP: 0.425, SLG: 0.449	B SI 95 C SI 95 B SI 95 B SI 95 B SI 94 4-1 13 CS BB		B SI 94 C SL 83 F SI 94 F SL 84 B SI 95 X SI 88 2-2 ② FC6-2 3-H			X CH 89 0-0 ② F7			B FF 90 X FF 90 1-0 2B	3	0	1	0	1	0	1
13 Freddy Galvis, S (1, 6) OBP: 0.279, SLG: 0.403	B SI 93 B SI 95 S SI 94 S SL 84 D SL 85 F SI 94 S SL 84 3-3 ①② K 1-2		1 SAFE B CH 88 X SL 83 1-0 ③ F8			B SI 93 C SI 94 X CH 87 1-1 ③ P5			F FF 89 X FS 84 0-1 ① F7	4	0	0	0	0	1	3
7 Maikel Franco, R (1, 5) OBP: 0.293, SLG: 0.421	B SL 86 B SI 94 C SI 94 B SL 85 X SI 95 3-1 ③ G6-3			F SI 92 X SL 84 0-1 ① F7			C SI 93 B SI 94 B SL 85 F SL 82 X CH 88 2-2 ① F9		C FF 92 F SL 81 S FF 92 0-3 ② K	4	0	0	0	0	1	1
29 Cameron Rupp, R (1, 2) OBP: 0.288, SLG: 0.404		X SL 84 0-0 ① G5-3		C SL 85 S SL 85 B SI 96 X SL 85 1-2 ② G5-3			B SL 85 B SL 85 B SI 94 C SI 94 B SL 85 4-1 BB		X SL 80 0-0 ③ F8	3	0	0	0	1	0	1
6 Ryan Howard, L (1, 3) OBP: 0.215, SLG: 0.343		B SI 95 S SL 85 S SI 89 B SI 96 F SL 86 F SL 86 S SI 90 2-3 ② K		F SI 89 C SI 94 F SL 86 X SI 96 0-2 ③ L7			F SL 84 B SI 93 F SI 94 F CH 88 F SI 95 F CH 88 X SL 86 1-2 ② P4			3	0	0	0	0	1	1
2 Tyler Goeddel, R (1, 7) OBP: 0.298, SLG: 0.378 (9, 9)		B SL 88 B SI 96 C SL 86 F SI 96 X SI 98 2-2 ③ G4-3			C SL 86 C SL 87 F SL 85 S SL 85 0-3 ① K		B SI 95 S SL 86 B SL 86 F SI 93 S SI 95 2-3 ③ K			3	0	0	0	0	2	1
3 David Lough, L (1, 9) OBP: 0.347, SLG: 0.328 19 Tommy Joseph, R (8, PH) OBP: 0.275, SLG: 0.541 60 Colton Murray, R (9, 1)			C SL 83 B CH 88 B SI 94 X SL 83 2-1 16 3B 1B		B SI 95 F CH 89 C SI 95 B SI 89 X SI 96 2-2 16 L4-3 1B			F FF 94 B CH 85 X CH 86 1-1 ① G6-3		2 1 0	1 0 0	2 0 0	0 0 0	0 0 0	0 0 0	0 0 0
16 César Hernández, S (1, 4) OBP: 0.308, SLG: 0.321			B SI 92 F SI 93 B SI 93 X SI 92 2-1 37 1-H FC6-2 3B		C SI 92 B SL 84 F SL 84 F SI 93 X CH 88 1-2 ②③ L4-3 1-1			B FF 96 C CH 87 C SL 83 F CH 88 B FF 97 B CH 87 S CH 86 3-3 ② K		3	0	1	1	0	1	1
27 Aaron Nola, R (1, 1) OBP: 0.143, SLG: 0.105 17 Peter Bourjos, R (6, PH) OBP: 0.231, SLG: 0.291 30 David Hernández, R (7, 1) 38 Andrew Bailey, R (8, 1) 4 Andrés Blanco, S (8, PH) OBP: 0.348, SLG: 0.468 (9, 7)			S SL 85 D SL 86 X SI 94 1-1 ① G6-3			C SL 84 F SL 83 F SL 84 S SL 85 0-3 ① K		C SL 82 C SL 78 S CH 87 0-3 ③ K	1 1 0 0 1	0 0 0 0 0	0 0 0 0 0	0 0 0 0 0	0 1 0 0 1	0 0 0 0 0	1 0 0 0 0
Inning Stats	R: 0 E: 0 K: 1 S: 7 H: 0 LOB: 0 BB: 1 P: 17	R: 0 E: 0 K: 1 S: 9 H: 0 LOB: 0 BB: 0 P: 13	R: 1 E: 0 K: 0 S: 11 H: 2 LOB: 1 BB: 0 P: 19	R: 0 E: 0 K: 0 S: 9 H: 0 LOB: 0 BB: 0 P: 10	R: 0 E: 0 K: 1 S: 11 H: 1 LOB: 0 BB: 0 P: 14	R: 0 E: 0 K: 1 S: 7 H: 0 LOB: 0 BB: 0 P: 8	R: 0 E: 0 K: 1 S: 13 H: 0 LOB: 1 BB: 1 P: 22	R: 0 E: 0 K: 2 S: 9 H: 0 LOB: 0 BB: 0 P: 13	R: 0 E: 0 K: 1 S: 7 H: 1 LOB: 1 BB: 0 P: 8	1B: 2 2B: 3 3B: 1 HR: 0 SF: 0 SAC: 0 DP: 2 HBP: 0						

PITCHER		IP	WLS	BF	H	R	ER	SO	BB	IBB	HBP	BLK	WP	HR	S	P	ERA	WHIP
41 Joe Ross, R ERA: 2.37	(1, 1)	7.0	W	24	3	1	1	5	2	0	0	0	0	0	67	103	1.29	0.714
73 Felipe Vázquez, L ERA: 3.6	(8, 1)	1.0	H	3	0	0	0	2	0	0	0	0	0	0	9	13	0.00	0.000
58 Jonathan Papelbon, R ERA: 2.91	(9, 1)	1.0		4	1	0	0	1	0	0	0	0	0	0	7	8	0.00	1.000

PITCHER	IP	WLS	BF	H	R	ER	SO	BB	IBB	HBP	BLK	WP	HR	S	P	ERA	WHIP

Washington Nationals @ Philadelphia Phillies

Citizens Bank Park, Philadelphia, PA

Tue May 31 2016, 7:08 PM - 10:01 PM EDT

Att. 18,572 - Partly Cloudy - 84 F

livebaseballscorecards.com

AB	29
R	1
H	4
RBI	1
BB	2
SO	8
LOB	10

WP: 0 PA: 31
PB: 0
SB: 0
CS: 1

Batter	1	2	3	4	5	6	7	8	9	AB	R	H	RBI	BB	SO	LOB
14 Chris Heisey, R (1, 7) OBP: 0.333, SLG: 0.510	X FF 91 0-0 ① G1-3		X FF 91 0-0 1B		X FF 91 0-0 ① P3	C SL 81 C CU 76 B CU 76 B FF 93 S SL 82 2-3 ③ K			C FF 91 X SL 83 0-1 ① F8	5	0	1	0	0	1	0
28 Jayson Werth, R (1, 9) OBP: 0.278, SLG: 0.410	C FF 92 B FF 93 B FF 92 B FF 92 S CH 83 S CH 83 3-3 ② K		1 SAFE 1 SAFE 1 SAFE B FF 91 B FF 90 C FF 91 C FF 91 D SL 85 X FF 92 3-2 ① L9		C FF 92 C SL 83 F SL 81 X FF 93 0-2 ② G4-3		B SI 90 C SI 89 F SI 89 X FF 90 1-2 ① F9		C SL 83 B FF 91 B FF 91 C FF 91 B FF 91 X SL 84 3-2 2B	5	0	1	0	0	1	1
20 Daniel Murphy, L (1, 4) OBP: 0.427, SLG: 0.636	H FF 94 1-0 11 2B HBP		B FF 93 B SL 86 X FF 93 2-0 ② P6		B CU 78 X CU 77 1-0 ③ G3		F FF 89 B FF 90 B FF 89 X FF 89 2-1 11 SF7 3B		C FF 91 X SL 83 0-1 ② P4	4	2	1	0	0	0	2
11 Ryan Zimmerman, R (1, 3) OBP: 0.312, SLG: 0.451	1 SAFE B FF 93 X FF 92 1-0 1-H 2B		1 SAFE B SL 82 X CH 81 1-0 ③ G5-3			X FF 92 0-0 6 1B 40 HR 1B	X CH 80 0-0 ② SF7 3-H		B FF 93 B FF 91 F FF 92 S FF 92 F SL 83 S SL 84 2-3 ③ K	4	1	2	2	0	1	2
6 Anthony Rendon, R (1, 5) OBP: 0.349, SLG: 0.391	X SL 84 0-0 ③ G1-3			B FF 90 X FF 91 1-0 40 1B 2B		C CH 80 B FF 92 B SL 82 X CH 80 2-1 1-2 40 HR 1B	C FF 90 B CH 80 B CH 81 B CH 82 B FF 89 4-1 40 FC6-4 BB			3	2	2	0	1	0	1
40 Wilson Ramos, R (1, 2) OBP: 0.383, SLG: 0.536		B FF 91 F FF 92 X CH 83 1-1 E5 1B		F FF 92 S SL 87 F SL 85 X CU 76 0-2 2-H 1B		B FF 93 X CH 81 1-0 1-H 2-H HR	X FF 90 0-0 ③ FC6-4 1-2f			4	1	3	4	0	0	1
3 Michael Taylor, R (1, 8) OBP: 0.236, SLG: 0.326		D SL 84 X SL 85 1-0 ① G6-3		B CH 81 B FF 93 F FF 93 B CH 82 F CH 80 S CH 80 3-3 ① K		F FF 93 B FF 93 S CH 81 S CH 79 1-3 ① K		C FF 92 B SL 85 X SL 84 1-1 31 L4-3 1B		4	0	1	0	0	2	2
8 Danny Espinosa, S (1, 6) OBP: 0.296, SLG: 0.341		C FF 92 D CH 83 F CH 83 F FF 93 X SL 83 1-2 ② L8		S SL 83 C FF 92 B FF 93 F CH 80 X CH 81 1-2 ② F8		X FF 92 0-0 HR		1 SAFE B FF 94 F FF 93 C FF 92 S FF 93 1-3 ① K		4	1	1	1	0	1	3
31 Max Scherzer, R (1, 1) OBP: 0.207, SLG: 0.214 45 Blake Treinen, R (9, 1) 46 Oliver Pérez, L (9, 1)		S SL 83 C SL 85 B CH 82 F FF 93 D CH 83 B FF 94 C FF 92 3-3 ③ K		X FF 92 0-0 ③ L9		C FF 91 B CH 83 C FF 92 S SL 84 1-3 ② K		B FF 93 B FF 92 T FF 93 B FF 92 S FF 91 X FF 92 3-2 ②③ L4-3 1-2		4 0 0	0 0 0	0 0 0	0 0 0	0 0 0	2 0 0	3 0 0
Inning Stats	R: 1 E: 0 K: 1 S: 6 H: 1 LOB: 1 BB: 0 P: 11	R: 0 E: 1 K: 1 S: 11 H: 1 LOB: 1 BB: 0 P: 17	R: 0 E: 0 K: 0 S: 6 H: 1 LOB: 1 BB: 0 P: 12	R: 1 E: 0 K: 1 S: 13 H: 2 LOB: 1 BB: 0 P: 18	R: 0 E: 0 K: 0 S: 6 H: 0 LOB: 0 BB: 0 P: 7	R: 4 E: 0 K: 3 S: 14 H: 4 LOB: 0 BB: 0 P: 21	R: 1 E: 0 K: 0 S: 8 H: 1 LOB: 1 BB: 1 P: 15	R: 0 E: 0 K: 1 S: 8 H: 1 LOB: 0 BB: 0 P: 13	R: 0 E: 0 K: 1 S: 11 H: 1 LOB: 1 BB: 0 P: 16	1B: 6 2B: 4 3B: 1 HR: 2 SF: 1 SAC: 0 DP: 1 HBP: 1						

TOP

Washington Nationals @ Philadelphia Phillies

Citizens Bank Park, Philadelphia, PA

Wed Jun 01 2016, 7:08 PM - 9:54 PM EDT

Att. 19,052 - Cloudy - 78 F

livebaseballscorecards.com

AB	37
R	7
H	12
RBI	7
BB	1
SO	8
LOB	15

PITCHER		IP	WLS	BF	H	R	ER	SO	BB	IBB	HBP	BLK	WP	HR	S	P	ERA	WHIP
39 Adam Morgan, L ERA: 7.07	(1, 1)	6.0	L	28	9	6	6	6	0	0	1	0	0	2	56	86	9.00	1.500
34 Brett Oberholtzer, L ERA: 6.66	(7, 1)	1.0		5	1	1	1	0	1	0	0	0	0	0	8	15	9.00	2.000
59 Elvis Araujo, L ERA: 3.21	(8, 1)	2.0		7	2	0	0	2	0	0	0	0	0	0	19	29	0.00	1.000

PITCHER		IP	WLS	BF	H	R	ER	SO	BB	IBB	HBP	BLK	WP	HR	S	P	ERA	WHIP

WP: 0 PA: 40
PB: 0
SB: 0
CS: 0

Batter	1	2	3	4	5	6	7	8	9	AB	R	H	RBI	BB	SO	LOB
37 Odúbel Herrera, L (1, 8) OBP: 0.427, SLG: 0.447	F FF 93 S CU 79 S FF 96 0-3 ① K		B CU 80 B CU 78 F FF 95 S CH 87 X FF 96 2-2 1B			B FF 94 C CU 78 B FF 94 B FF 94 F FF 94 B CH 86 4-2 4 2B BB		T CH 83 F FF 94 X FC 88 0-2 ① F7		3	0	1	0	1	1	0
16 César Hernández, S (1, 4) OBP: 0.301, SLG: 0.314	B FF 94 B CU 80 C FF 94 B CH 85 C FF 94 X FF 95 3-2 ② G4-3		F FF 93 1 SAFE C FF 94 F FF 96 S CH 83 0-3 ③ K			B CU 80 C FF 94 F CH 85 B CH 82 S FF 94 2-3 ② K		B FF 94 B CU 79 X FF 93 2-0 ② P6		4	0	0	0	0	2	2
4 Andrés Blanco, S (1, 5) OBP: 0.356, SLG: 0.485	B FF 94 C CH 85 S FF 95 F FF 96 S FC 90 1-3 ③ K			F CH 84 X CU 80 0-1 ① F8		X FF 94 0-0 1-3 2B		C CU 78 F FF 94 X FF 96 0-2 1B		4	0	2	0	0	1	0
19 Tommy Joseph, R (1, 3) OBP: 0.250, SLG: 0.488		B FF 94 B FF 94 S SL 88 X FF 94 2-1 ① P4		S SL 86 F FF 95 B CH 85 B FF 97 F CH 86 C SL 88 2-3 ② K		S FC 88 X FF 95 0-1 ③ L7		B FF 94 S SL 86 B FF 94 C SL 87 F CH 85 X FF 95 2-2 ③ F9		4	0	0	0	0	1	3
29 Cameron Rupp, R (1, 2) OBP: 0.295, SLG: 0.407		B SL 87 T FF 95 X FF 95 1-1 1B		S FF 95 B SL 86 F FF 96 S CH 86 1-3 ③ K			S SL 86 X SL 85 0-1 ① G1-3		C SI 97 B SL 88 X SI 97 1-1 6 DI 3 DI 1B	4	0	2	0	0	1	0
13 Freddy Galvis, S (1, 6) OBP: 0.278, SLG: 0.397		F FF 94 C CU 80 B FF 96 S FC 90 1-3 ② K			B FF 92 C FF 94 S FC 89 X CH 77 1-2 ① F7		B CU 77 B FF 95 B FF 94 B FF 93 4-0 2 HR BB		X SI 97 0-0 ① L7	3	1	0	0	1	1	2
2 Tyler Goeddel, R (1, 7) OBP: 0.296, SLG: 0.402		C SL 85 X SL 87 0-1 ③ F9			B FF 94 F FF 94 F FF 95 C FF 97 1-3 ② K		C FF 94 X SL 86 0-1 1-H HR		D SI 98 C SI 97 F SI 97 S SL 87 1-3 ② K	4	1	1	2	0	2	2
3 David Lough, L (1, 9) OBP: 0.342, SLG: 0.313			C CU 77 B FF 94 T FF 94 B CH 85 S CH 86 2-3 ① K		S SF 95 X SL 89 0-1 ③ B1-3		B FF 94 X CH 84 1-0 ② F9		F SI 96 B SI 98 F SI 97 F SL 88 B SL 87 B SI 96 F SL 86 B SI 96 4-2 1-2 BB	3	0	0	0	1	1	0
39 Adam Morgan, L (1, 1) 41 Jimmy Paredes, S (6, PH) OBP: 0.333, SLG: 0.500 34 Brett Oberholtzer, L (7, 1) OBP: 0.250, SLG: 0.250 17 Peter Bourjos, R (7, PH) OBP: 0.230, SLG: 0.289 59 Elvis Araujo, L (8, 1) 6 Ryan Howard, L (9, PH) OBP: 0.214, SLG: 0.340			C FF 94 X FF 94 0-1 ② G4-3			B CU 79 S CH 85 S FF 94 S CH 85 1-3 ① K	C FF 94 F FF 95 S SL 86 0-3 ③ K		B SL 79 B SL 77 C SI 92 X SI 93 2-1 ③ F8 2-3	1 1 0 1 0 1	0 0 0 0 0 0	0 0 0 0 0 0	0 0 0 0 0 0	0 1 0 0 0 0	0 0 0 1 0 0	0 0 0 0 0 2
Inning Stats	R: 0 E: 0 K: 2 S: 10 H: 0 LOB: 0 BB: 0 P: 14	R: 0 E: 0 K: 1 S: 9 H: 1 LOB: 1 BB: 0 P: 13	R: 0 E: 0 K: 2 S: 12 H: 1 LOB: 1 BB: 0 P: 16	R: 0 E: 0 K: 2 S: 9 H: 0 LOB: 0 BB: 0 P: 12	R: 0 E: 0 K: 1 S: 8 H: 0 LOB: 0 BB: 0 P: 10	R: 0 E: 0 K: 2 S: 11 H: 1 LOB: 2 BB: 1 P: 18	R: 2 E: 0 K: 1 S: 8 H: 1 LOB: 0 BB: 1 P: 13	R: 0 E: 0 K: 0 S: 11 H: 1 LOB: 1 BB: 0 P: 15	R: 0 E: 0 K: 1 S: 12 H: 1 LOB: 2 BB: 1 P: 20	1B: 4 2B: 1 3B: 0 HR: 1 SF: 0 SAC: 0 DP: 0 HBP: 0				WP: 0 PB: 0 SB: 0 CS: 0		PA: 36

PITCHER		IP	WLS	BF	H	R	ER	SO	BB	IBB	HBP	BLK	WP	HR	S	P	ERA	WHIP
31 Max Scherzer, R ERA: 3.87	(1, 1)	8.0	W	31	5	2	2	11	2	0	0	0	0	1	78	111	2.25	0.875
45 Blake Treinen, R ERA: 2.91	(9, 1)	0.2		4	1	0	0	1	1	0	0	0	0	0	10	16	0.00	3.000
46 Oliver Pérez, L ERA: 3.07	(9, 1)	0.1		1	0	0	0	0	0	0	0	0	0	0	2	4	0.00	0.000

PITCHER	IP	WLS	BF	H	R	ER	SO	BB	IBB	HBP	BLK	WP	HR	S	P	ERA	WHIP

BOTTOM

Washington Nationals @ Philadelphia Phillies

Citizens Bank Park, Philadelphia, PA

Wed Jun 01 2016, 7:08 PM - 9:54 PM EDT

Att. 19,052 - Cloudy - 78 F

livebaseballscorecards.com

AB	33
R	2
H	6
RBI	2
BB	3
SO	12
LOB	11

Washington Nationals @ Cincinnati Reds

Great American Ball Park, Cincinnati, OH

Fri Jun 03 2016, 7:12 PM - 10:06 PM EDT

Att. 27,258 - Partly Cloudy - 81 F

TOP

livebaseballscorecards.com

Batter	1	2	3	4	5	6	7	8	9	AB	R	H	RBI	BB	SO	LOB
9 Ben Revere, L (1, 8) OBP: 0.213, SLG: 0.250	C SI 91 B SI 92 B SI 93 C SI 94 X SI 94 2-2 ① G3-1			B SI 92 C SI 92 C SL 83 X SI 93 1-2 ① G4-3		C SI 91 B SI 90 F SL 83 X SI 92 1-2 ② P6		B FF 95 B FF 93 B SL 89 C FF 95 X FF 96 3-1 ① G3 2-H		4	0	0	1	0	0	0
7 Trea Turner, R (1, 4) (7, 6) OBP: 1.000, SLG: 1.333	C SI 93 S SL 86 X SI 93 0-2 34 G4-6-3 1B			B SI 92 B SI 93 B SI 92 C SI 91 B SL 84 4-1 34 1B BB		B SI 91 B SI 91 X SI 90 2-0 2B		X SL 91 0-0 1B		3	0	3	0	1	0	0
34 Bryce Harper, L (1, 9) OBP: 0.412, SLG: 0.528	B SI 94 1 SAFE B SI 93 C SI 94 X SI 94 2-1 ② ③ G4-6-3 1-2f			F SI 93 F SI 92 1 SAFE B SL 84 X SI 94 1-2 ② 1-3 1B		F SI 92 F SI 93 X SI 94 0-2 ③ F9		F FF 97 F SL 91 C FF 97 0-3 ② K		4	0	1	0	0	1	3
20 Daniel Murphy, L (1, 3) (7, 4) OBP: 0.419, SLG: 0.624		B SI 90 C SL 83 X SI 94 1-1 ① G4-1		B SI 92 1 SAFE F SI 92 F SI 92 X SI 93 1-2 ③ G4-3			B SL 79 C SI 90 F SL 81 F SI 93 B SL 83 F SI 93 X SI 93 2-2 ① G4-3	F FF 96 B FF 97 F SL 91 F FF 96 S SL 88 1-3 ③ K		4	0	0	0	0	1	2
28 Jayson Werth, R (1, 7) OBP: 0.278, SLG: 0.423		C FF 91 S SI 92 X SL 87 0-2 ② L9			C SI 90 B SL 84 S SL 84 B SI 92 X SL 85 2-2 ① G6-3		B SI 91 S SI 92 S SL 83 F SI 92 F SI 93 B SI 93 B SI 93 X SI 93 3-2 HR		C FF 96 F SL 86 B SL 87 S FF 96 1-3 ① K	4	1	1	1	0	1	0
6 Anthony Rendon, R (1, 5) OBP: 0.356, SLG: 0.392		B SI 91 B SI 92 B SI 92 B SI 92 4-0 8 CS BB			B SI 91 B SI 90 B SI 90 C SI 89 B SL 82 4-1 BB		C SI 91 F SL 83 F SI 93 F SL 84 B SI 92 B SL 83 X SI 92 2-2 1B		B FF 96 F FF 96 C SL 88 F FF 96 F FF 97 S FF 97 1-3 ② K	2	0	1	0	2	1	0
8 Danny Espinosa, S (1, 6) OBP: 0.291, SLG: 0.335 52 Yusmeiro Petit, R (7, 1) 14 Chris Heisey, R (9, PH) OBP: 0.328, SLG: 0.500	B SI 93 B SL 82 1 SAFE C FF 91 C SL 85 F SI 94 1 SAFE 2-2 ③ CS 1-2	C SI 90 B SI 92 B SL 83 S SI 93 F SI 94 S SL 87 2-3 ① K2-3		B SI 92 F SI 91 B SL 84 X SI 92 2-2 ② F7		C FF 96 C FF 96 F FF 97 F SL 86 F CH 87 F FF 97 S SL 92 0-3 ② K		B FF 97 F FF 96 F SL 88 F FF 96 S FF 97 1-3 ③ K	3	0	0	0	0	2	2
										0	0	0	0	0	0	0
										1	0	0	0	0	1	0
59 Jose Lobaton, S (1, 2) OBP: 0.293, SLG: 0.204 25 Clint Robinson, L (7, PH) OBP: 0.298, SLG: 0.367 (7, 3)			X FF 92 0-0 ② G6-3		B SI 90 B SI 89 B SI 92 C FF 89 F SI 92 X SI 93 3-2 ③ L7		B FF 98 F SL 89 C FF 97 D SL 88 C FF 98 2-3 ③ K			2	0	0	0	0	0	1
										1	0	0	0	0	1	1
47 Gio González, R (1, 1) OBP: 0.167, SLG: 0.235 40 Wilson Ramos, R (7, 2) OBP: 0.387, SLG: 0.546			B SI 93 C SI 93 S SI 92 S SI 94 1-3 ③ K			S SI 91 X SL 82 0-1 ① G5-3		B FF 96 X SL 89 1-0 9 WP 9 G3 2B		2	0	0	0	0	1	0
										1	1	1	0	0	0	0
Inning Stats	R: 0 E: 0 K: 0 S: 8 H: 1 LOB: 0 BB: 0 P: 12	R: 0 E: 0 K: 0 S: 8 H: 0 LOB: 0 BB: 1 P: 15	R: 0 E: 0 K: 2 S: 8 H: 0 LOB: 0 BB: 0 P: 11	R: 0 E: 0 K: 0 S: 10 H: 1 LOB: 1 BB: 1 P: 17	R: 0 E: 0 K: 0 S: 10 H: 0 LOB: 1 BB: 1 P: 21	R: 0 E: 0 K: 0 S: 9 H: 1 LOB: 1 BB: 0 P: 12	R: 1 E: 0 K: 2 S: 25 H: 2 LOB: 1 BB: 0 P: 34	R: 1 E: 0 K: 2 S: 11 H: 2 LOB: 1 BB: 0 P: 16	R: 0 E: 0 K: 3 S: 12 H: 0 LOB: 0 BB: 0 P: 15	1B: 4 2B: 2 3B: 0 HR: 1 SF: 0 SAC: 0 DP: 1 HBP: 0						

	AB	31
	R	2
	H	7
	RBI	2
	BB	3
	SO	9
	LOB	9

WP: 1 PB: 0 SB: 0 CS: 1 PA: 35

PITCHER		IP	WLS	BF	H	R	ER	SO	BB	IBB	HBP	BLK	WP	HR	S	P	ERA	WHIP
29 Brandon Finnegan, L ERA: 3.89	(1, 1)	6.1	W	24	5	1	1	2	3	0	0	0	0	1	68	110	1.42	1.263
36 Blake Wood, R ERA: 3.86	(7, 1)	1.2		7	2	1	1	4	0	0	0	0	1	0	21	28	5.40	1.200
66 JC Ramírez, R ERA: 4.71	(9, 1)	1.0		3	0	0	0	3	0	0	0	0	0	0	12	15	0.00	0.000

PITCHER		IP	WLS	BF	H	R	ER	SO	BB	IBB	HBP	BLK	WP	HR	S	P	ERA	WHIP

Washington Nationals @ Cincinnati Reds

Great American Ball Park, Cincinnati, OH

Fri Jun 03 2016, 7:12 PM - 10:06 PM EDT

Att. 27,258 - Partly Cloudy - 81 F

livebaseballscorecards.com

BOTTOM

Batter	1	2	3	4	5	6	7	8	9	AB	R	H	RBI	BB	SO	LOB
2 Zack Cozart, R (1, 6) OBP: 0.337, SLG: 0.540	X SI 90 0-0 ① F8	X SI 92 0-0 4 1B 1-2 2-3 3-H 1B		C SI 90 S FF 90 B CU 78 S CU 78 1-3 ② K			B SL 85 F SL 85 X FF 89 1-1 HR			4	1	2	2	0	1	0
19 Joey Votto, L (1, 3) OBP: 0.341, SLG: 0.413	S SI 90 F SI 90 B FF 89 B CH 84 B CU 78 X SI 91 3-2 32 S 2B	B SI 91 C SI 91 B SI 91 B SI 92 C SI 93 S FF 94 3-3 ② K		C CU 77 B SI 89 F SI 90 S SI 90 1-3 ③ K			C FF 89 S CU 76 B FF 89 B FF 89 F CH 82 F FF 89 F FF 89 F CH 82 X FF 89 2-2 ① G6-3			4	0	1	0	0	2	3
4 Brandon Phillips, R (1, 4) OBP: 0.296, SLG: 0.416	F CU 77 F SI 92 D CU 79 S CH 84 1-3 ② K	B CU 79 F CU 78 X SI 93 1-1 1-2 2-H 3-H 1B			X CU 76 0-0 ① G4-3		C SL 86 B FF 89 X FF 90 1-1 32 G3-6-3 1B			4	0	2	2	0	1	1
32 Jay Bruce, L (1, 9) OBP: 0.317, SLG: 0.559	B CU 77 S SI 91 X SI 90 1-1 ③ P6 2-3	B SI 92 B CU 77 X SI 92 2-0 ③ F9			B SI 89 S CU 77 C FF 92 S CU 78 1-3 ② K		B FF 88 B CH 82 B CH 82 C CH 82 C FF 88 X CH 82 3-2 ②③ G3-6-3 1-2f			4	0	0	0	0	1	4
23 Adam Duvall, R (1, 7) OBP: 0.297, SLG: 0.607		C SI 90 B FF 90 B CU 76 F CH 84 B SI 92 X CH 85 3-2 7 1B 2B	B SI 92 F CH 84 C FF 92 F SI 92 X CU 79 1-2 ① L5		C SI 91 S SI 91 B FF 91 B SI 92 B FF 91 S CU 79 3-3 ③ K			C SL 85 X SL 85 0-1 HR		4	2	2	1	0	1	0
7 Eugenio Suárez, R (1, 5) OBP: 0.299, SLG: 0.465		B CU 78 C SI 92 B CU 77 X SI 91 2-1 37 1B 6 1B 2 1B 2-H 1B	B SI 92 B CH 85 X SI 92 2-0 HR			C SI 91 B CU 78 C CH 82 X SI 92 1-2 6 FC6-4 1B		C FF 88 X SL 85 0-1 ① F8		4	2	3	2	0	0	0
6 Billy Hamilton, S (1, 8) OBP: 0.297, SLG: 0.369		C SI 92 X CH 83 0-1 2 1B 37 1B 4 1B 1-2 1B	X SI 91 0-0 ② B1-3			F SI 91 C CU 78 B CU 78 B SI 91 X CU 77 2-2 ① FC6-4 1-2f		C FF 86 F CU 75 B FF 88 X FF 88 1-2 ② P6		4	1	1	0	0	0	1
37 Ramón Cabrera, S (1, 2) OBP: 0.310, SLG: 0.259		B CU 78 C CU 78 X SI 92 1-1 2 1B 4 1B 1-2 2-3 1B	B SI 90 B SI 91 C CH 84 X SI 91 2-1 ③ G1-3			1 SAFE 1 SAFE B SI 90 X SI 90 1-0 ② L8		S FF 87 S CH 81 F SL 86 F FF 88 B CH 82 S CU 76 1-3 ③ K		4	1	1	0	0	1	1
29 Brandon Finnegan, L (1, 1) OBP: 0.231, SLG: 0.240 36 Blake Wood, R (7, 1) 66 JC Ramírez, R (9, 1)		C CU 75 F SI 88 S CU 77 0-3 ① K		B FF 89 B FF 91 B FF 90 C FF 89 F FF 91 C FF 90 3-3 ① K		B SI 90 B FF 91 C FF 90 S FF 90 D CU 76 X FF 90 3-2 ③ G4-3				3 0 0	0 0 0	0 0 0	0 0 0	0 0 0	2 0 0	4 0 0

Inning Stats																							
	R: 0 E: 0 K: 1 S: 9	H: 1 LOB: 1 BB: 0 P: 14		R: 4 E: 0 K: 2 S: 19	H: 6 LOB: 2 BB: 0 P: 31		R: 1 E: 0 K: 0 S: 8	H: 1 LOB: 0 BB: 0 P: 13		R: 0 E: 0 K: 3 S: 9	H: 0 LOB: 0 BB: 0 P: 14		R: 0 E: 0 K: 2 S: 7	H: 0 LOB: 0 BB: 0 P: 11		R: 0 E: 0 K: 0 S: 10	H: 1 LOB: 1 BB: 0 P: 17		R: 1 E: 0 K: 0 S: 14	H: 2 LOB: 0 BB: 0 P: 21		R: 1 E: 0 K: 1 S: 12	H: 1 LOB: 0 BB: 0 P: 14

	1B: 7	SF: 0	WP: 0	PA: 35
	2B: 2	SAC: 0	PB: 0	
	3B: 0	DP: 1	SB: 1	
	HR: 3	HBP: 0	CS: 0	

	AB	35
	R	7
	H	12
	RBI	7
	BB	0
	SO	9
	LOB	14

PITCHER		IP	WLS	BF	H	R	ER	SO	BB	IBB	HBP	BLK	WP	HR	S	P	ERA	WHIP
47 Gio González, L ERA: 3.94	(1, 1)	6.0	L	27	9	5	5	8	0	0	0	0	0	1	62	100	7.50	1.500
52 Yusmeiro Petit, R ERA: 2.89	(7, 1)	2.0		8	3	2	2	1	0	0	0	0	0	2	26	35	9.00	1.500

PITCHER	IP	WLS	BF	H	R	ER	SO	BB	IBB	HBP	BLK	WP	HR	S	P	ERA	WHIP

Washington Nationals @ Cincinnati Reds

Great American Ball Park, Cincinnati, OH

Sat Jun 04 2016, 4:12 PM - 8:14 PM EDT

Att. 25,365 - Overcast - 77 F

livebaseballscorecards.com

Batter	1	2	3	4	5	6	7	8	9	AB	R	H	RBI	BB	SO	LOB
9 Ben Revere, L (1, 8) OBP: 0.214, SLG: 0.243	B FF 88 C FF 89 F FF 90 B FF 90 F CH 83 X FF 90 2-2 ① L8		B CU 73 C FF 89 B FF 91 B FF 89 B FF 89 4-1 28 CS BB			C FF 89 X FF 90 0-1 ② P6		1 SAFE C FF 94 B FF 93 X FF 94 1-1 ③ L7		3	0	0	0	1	0	1
28 Jayson Werth, R (1, 7) OBP: 0.272, SLG: 0.414	B FF 90 B FF 90 C FF 91 S CH 84 F CH 83 F CU 74 F CU 74 C FF 91 2-3 ② K		1 SAFE B CU 74 1 SAFE 1 SAFE C FF 90 B FF 92 B CU 73 F FF 90 T FF 90 3-2 ②③ K 1-2			C FF 90 B FF 90 B CU 75 S FF 90 F CU 73 X CU 73 2-2 ③ P4			B FF 94 B FF 94 B FF 95 C FF 95 C FF 95 X FF 95 3-2 ① G6-3	4	0	0	0	0	2	1
34 Bryce Harper, L (1, 9) OBP: 0.409, SLG: 0.518	B CH 83 C FF 91 B FF 91 X FF 90 2-1 ③ F7			B FF 90 B FF 90 B CH 82 B FF 89 4-0 40 CS BB			B B CH 81 S SL 84 X FF 89 2-1 ① F8		B FF 95 B FF 95 S FF 95 C FF 95 B FF 95 X FF 95 3-2 ② F7	3	0	0	0	1	0	0
20 Daniel Murphy, L (1, 4) OBP: 0.412, SLG: 0.612		C FF 89 B FF 90 B CH 82 F FF 89 F FF 91 B SL 82 X CH 82 3-2 ① L7		B FF 88 1 SAFE 1 SAFE X SI 87 1-0 ① L9			B CH 80 F CH 82 B CH 82 S FF 89 F SL 84 X CH 82 2-2 ② G4-3		B FF 94 C FF 94 X FF 95 1-1 ③ G6-3	4	0	0	0	0	0	1
40 Wilson Ramos, R (1, 2) OBP: 0.386, SLG: 0.548		C SL 84 X FF 91 0-1 6 HR 2B		B SL 82 B SL 86 X FF 89 2-0 ②③ L7 1-2			X SL 86 0-0 ③ F8			3	1	1	0	0	0	1
6 Anthony Rendon, R (1, 5) OBP: 0.356, SLG: 0.406		C SI 90 F FF 90 B SL 85 X CH 83 1-2 2-H HR			B SL 83 B FF 88 C FF 89 C SL 82 F SL 82 X CU 72 2-2 ① F7			B FF 94 C FF 94 X FF 94 1-1 ① L9		3	1	1	2	0	0	0
25 Clint Robinson, L (1, 3) OBP: 0.283, SLG: 0.346		B SI 90 X FF 91 1-0 ② G3-1			B CH 81 X FF 88 1-0 ② F7			X FF 95 0-0 ② G6-3		3	0	0	0	0	0	0
8 Danny Espinosa, S (1, 6) OBP: 0.292, SLG: 0.352		B FF 91 X FF 91 1-0 ③ G3-1			B FF 88 F FF 89 X CH 82 1-1 ③ G3			B FF 94 B CH 87 B FF 95 X FF 95 3-0 HR		3	1	1	1	0	0	0
37 Stephen Strasburg, R (1, 1) OBP: 0.167, SLG: 0.167 45 Blake Treinen, R (6, 1) 10 Stephen Drew, L (8, PH) OBP: 0.241, SLG: 0.365 7 Trea Turner, R (8, PR) OBP: 1.000, SLG: 1.333 73 Felipe Vazquez, L (8, 1) 27 Shawn Kelley, R (8, 1)			B FF 90 B FF 88 C FF 90 F FF 90 F SL 83 F FF 91 X SL 84 2-2 ① G6-3			C FF 88 C FF 88 S SL 84 0-3 ① K		S FF 94 B FF 94 B SI 86 B FF 95 B FF 95 4-1 BB		2 0 0 0 0 0 0	0 0 0 0 0 0 0	0 0 0 0 0 0 0	0 0 0 0 0 0 0	1 0 0 0 0 0 0	0 0 0 0 0 0 0
Inning Stats	R: 0 E: 0 K: 1 S: 12 H: 0 LOB: 0 BB: 0 P: 18	R: 2 E: 0 K: 0 S: 11 H: 2 LOB: 0 BB: 0 P: 17	R: 0 E: 0 K: 1 S: 9 H: 0 LOB: 0 BB: 1 P: 18	R: 0 E: 0 K: 0 S: 2 H: 0 LOB: 0 BB: 1 P: 9	R: 0 E: 0 K: 0 S: 7 H: 0 LOB: 0 BB: 0 P: 11	R: 0 E: 0 K: 1 S: 9 H: 0 LOB: 0 BB: 0 P: 11	R: 0 E: 0 K: 0 S: 7 H: 0 LOB: 0 BB: 0 P: 11	R: 1 E: 0 K: 0 S: 7 H: 1 LOB: 1 BB: 1 P: 16	R: 0 E: 0 K: 0 S: 8 H: 0 LOB: 0 BB: 0 P: 15	1B: 0 2B: 1 3B: 0 HR: 2	SF: 0 SAC: 0 DP: 0 HBP: 0					

	AB	28
	R	3
	H	3
	RBI	3
	BB	3
	SO	3
	LOB	4

WP: 0 PB: 0 SB: 0 CS: 2 PA: 31

PITCHER		IP	WLS	BF	H	R	ER	SO	BB	IBB	HBP	BLK	WP	HR	S	P	ERA	WHIP
58 Dan Straily, R ERA: 3.34	(1, 1)	7.0		23	2	2	2	3	2	0	0	0	0	1	57	95	2.57	0.571
27 Ross Ohlendorf, R ERA: 4.38	(8, 1)	1.0	W	5	1	1	1	0	1	0	0	0	0	1	7	16	9.00	2.000
52 Tony Cingrani, L ERA: 4.07	(9, 1)	1.0	S	3	0	0	0	0	0	0	0	0	0	0	8	15	0.00	0.000

PITCHER		IP	WLS	BF	H	R	ER	SO	BB	IBB	HBP	BLK	WP	HR	S	P	ERA	WHIP

Batter	1	2	3	4	5	6	7	8	9	AB	R	H	RBI	BB	SO	LOB
2 Zack Cozart, R (1, 6) OBP: 0.335, SLG: 0.531	B FF 95 F SI 94 B SL 89 F FF 95 S CH 90 2-3 ① K		C SL 88 B FF 95 X FF 95 1-1 ③ F9			B CU 79 B FF 95 C FF 94 B FF 95 F FF 95 B FF 96 4-2 19 HR BB	C SI 96 B SL 86 C SL 86 F SL 88 1 SAFE 1-2 ③ CS 1-2	B FF 95 F FF 95 T FF 96 X CH 87 1-2 ① G1-3		3	1	0	0	1	1	0
19 Joey Votto, L (1, 3) OBP: 0.343, SLG: 0.427	B FF 93 B FF 95 C FF 95 C CH 89 X FF 95 2-2 ② G6-3			C CU 81 B CH 89 B FF 94 X CH 89 2-1 ① L9		L B FF 94 X CU 81 1-1 1-H HR		B SI 96 B FF 94 B FF 95 F FF 94 B FF 95 4-1 32 1B 23 HR BB		3	2	1	2	1	0	0
4 Brandon Phillips, R (1, 4) OBP: 0.296, SLG: 0.418	C FF 95 B SL 89 C FF 96 X CH 89 1-2 ③ G5-3			B FF 96 S SL 90 C CU 82 X FF 97 1-2 2B		C FF 95 B SL 88 B SL 89 B FF 96 F FF 95 F FF 95 S CH 89 3-3 ① K		B FF 95 S CH 86 F FF 97 B CH 87 C SL 80 2-3 ② K		4	0	1	0	0	2	1
32 Jay Bruce, L (1, 9) OBP: 0.325, SLG: 0.579		B FF 95 C CU 81 B FF 95 X CH 90 2-1 HR		X FF 95 0-0 ② L7		B FF 93 F SI 93 X FF 94 1-1 23 E 1B		B SL 82 X FF 93 1-0 23 DI 23 HR 1-3 1B		4	2	3	1	0	0	1
23 Adam Duvall, R (1, 7) OBP: 0.301, SLG: 0.619		C FF 94 C SI 95 B SL 90 S CH 90 1-3 ① K		S SL 90 B SL 89 S FF 96 B SL 91 B FF 96 B CU 83 4-2 BB		1 SAFE B SI 95 D SI 94 B SI 95 C SI 96 F SI 94 S SL 86 3-3 ② K 1-2		S SL 82 F FF 92 B FF 91 X SL 82 1-2 1-H 3-H HR		3	1	1	3	1	2	1
7 Eugenio Suárez, R (1, 5) OBP: 0.294, SLG: 0.455		C SL 88 C FF 95 F CH 89 S FF 95 0-3 ② K		C SL 89 F FF 95 B CH 88 F SL 90 B FF 96 S FF 96 2-3 ③ K		S SI 94 D SL 86 F SI 96 B SI 96 B SL 85 S SI 95 3-3 ③ K		F FF 91 C SL 81 S FF 92 0-3 ③ K		4	0	0	0	0	4	3
6 Billy Hamilton, S (1, 8) OBP: 0.292, SLG: 0.362		B FF 95 F FF 95 C CU 80 B FF 96 B CH 89 F FF 96 S CH 90 3-3 ③ K			C CU 82 B FF 94 B FF 94 C CH 90 B FF 95 F SI 95 S FF 96 3-3 ① K		B SI 94 B SI 94 B SI 95 C SI 95 C SI 95 C SI 95 3-3 ① K			3	0	0	0	0	3	0
16 Tucker Barnhart, L (1, 2) OBP: 0.290, SLG: 0.323			F FF 94 C CU 81 B FF 95 B CH 90 F FF 95 C CU 82 2-3 ① K		X SL 90 0-0 ② G3		B SI 97 F SI 96 B SI 96 X SI 96 2-1 ② E6			3	0	0	0	0	1	0
58 Dan Straily, R (1, 1) 30 Kyle Waldrop, L (7, PH) OBP: 1.000, SLG: 1.000 27 Ross Ohlendorf, R (8, 1) 52 Tony Cingrani, L (9, 1)			C FF 95 S FF 95 C CU 80 0-3 ② K		C FF 95 B SL 89 S FF 95 S SL 87 1-3 ③ K		B FF 96 B SI 96 X SI 95 2-0 2 CS 1B			2 1 0 0	0 0 0 0	0 1 0 0	0 0 0 0	0 0 0 0	2 0 0 0	0 0 0 0
Inning Stats	R: 0 E: 0 K: 1 S: 9 H: 0 LOB: 0 BB: 0 P: 14	R: 1 E: 0 K: 3 S: 13 H: 1 LOB: 0 BB: 0 P: 19	R: 0 E: 0 K: 2 S: 9 H: 0 LOB: 0 BB: 0 P: 12	R: 0 E: 0 K: 1 S: 12 H: 1 LOB: 2 BB: 1 P: 21	R: 0 E: 0 K: 2 S: 8 H: 0 LOB: 0 BB: 0 P: 12	R: 2 E: 1 K: 3 S: 16 H: 2 LOB: 1 BB: 1 P: 31	R: 0 E: 1 K: 1 S: 9 H: 1 LOB: 0 BB: 0 P: 17	R: 3 E: 0 K: 2 S: 15 H: 2 LOB: 0 BB: 1 P: 24		1B: 3 2B: 1 3B: 0 HR: 3 SF: 0 SAC: 0 DP: 0 HBP: 0						

PITCHER		IP	WLS	BF	H	R	ER	SO	BB	IBB	HBP	BLK	WP	HR	S	P	ERA	WHIP
37 Stephen Strasburg, R ERA: 2.85	(1, 1)	5.1		22	4	3	3	10	2	0	0	0	0	2	61	97	5.06	1.125
45 Blake Treinen, R ERA: 2.7	(6, 1)	1.2		5	1	0	0	3	0	0	0	0	0	0	15	29	0.00	0.600
73 Felipe Vázquez, L ERA: 4.21	(8, 1)	0.2	L	4	1	2	2	1	1	0	0	0	0	0	9	17	27.00	3.000
27 Shawn Kelley, R ERA: 1.96	(8, 1)	0.1		2	1	1	1	1	0	0	0	0	0	1	6	7	27.00	3.000

PITCHER	IP	WLS	BF	H	R	ER	SO	BB	IBB	HBP	BLK	WP	HR	S	P	ERA	WHIP

BOTTOM

Washington Nationals @ Cincinnati Reds

Great American Ball Park, Cincinnati, OH

Sat Jun 04 2016, 4:12 PM - 8:14 PM EDT

Att. 25,365 - Overcast - 77 F

livebaseballscorecards.com

AB	30
R	6
H	7
RBI	6
BB	3
SO	15
LOB	6

Washington Nationals @ Cincinnati Reds

Great American Ball Park, Cincinnati, OH

Sun Jun 05 2016, 1:11 PM - 4:37 PM EDT

Att. 21,422 - Partly Cloudy - 78 F

livebaseballscorecards.com

Batter	1	2	3	4	5	6	7	8	9	AB	R	H	RBI	BB	SO	LOB
9 Ben Revere, L (1, 7) OBP: 0.222, SLG: 0.250	B FF 91 C FF 91 B SI 90 X FF 91 2-1 ① F7		C SL 90 C FF 91 B FF 90 X CU 78 1-2 ③ L8	B FF 91 1 SAFE B FF 91 F FF 90 D FF 91 X FF 91 3-1 1-2 3-H 1B		B FF 96 C FF 96 X FF 96 1-1 34 1B 34 WP 20 1B 1B		C FF 95 B FF 95 X CH 87 1-1 ① G3		5	1	2	1	0	0	0
3 Michael Taylor, R (1, 8) OBP: 0.234, SLG: 0.328	C FF 94 X SL 84 0-1 ② G6-3			1-3 ① K X CU 74 0-0 ③ F8		1 SAFE 1 SAFE P PO 86 S FF 94 B SL 86 1 SAFE S FF 96 S FF 97 2-3 ① K		C FF 95 B FF 95 S FF 96 X SL 83 1-2 20 S 2B		5	0	1	0	0	2	3
34 Bryce Harper, L (1, 9) OBP: 0.413, SLG: 0.521	F FF 92 L SI 92 B FF 92 B SL 83 S CH 83 2-3 ③ K			C FF 89 X SI 90 0-1 20 HR 1B	B FF 90 S FF 90 B CH 84 C FF 91 F FF 91 X FF 92 2-2 40 1B 20 1B 6 FC5 1B	B FF 99 C FF 97 B FF 97 F FF 98 F SI 98 B SI 99 F FF 99 X FF 98 3-2 20 1B 1-3 1B		B FF 95 B FF 95 C FF 95 X FF 88 2-1 ② L9		5	2	3	0	0	1	1
20 Daniel Murphy, L (1, 4) OBP: 0.416, SLG: 0.626		C FF 90 F FF 90 B SI 91 F SL 83 F SL 86 B SL 83 F FF 91 F FF 92 X SL 82 2-2 ① L7		B CU 76 X FF 90 1-0 1-H HR	1 SAFE X CH 84 0-0 6 FC5 40 1B 6 E 1-2 1B	X FF 97 0-0 ② 40 1B 1-3 3-H 1B		B FF 96 B SI 88 C FF 96 X FF 96 2-1 ③ P4 2-3		5	3	3	3	0	0	1
40 Wilson Ramos, R (1, 2) OBP: 0.392, SLG: 0.569		B FF 92 C SL 83 C CU 78 F SI 90 F CU 78 X CU 77 1-2 E6		C FF 90 F SL 83 F CU 77 B FF 92 B CU 77 X CU 81 2-2 HR	C CU 76 B CU 75 B FF 91 X FF 90 2-1 6 E 25 SF8 1-2 2-3 1B	B SL 88 B FF 98 F FF 97 B FF 97 X FF 98 3-1 2-H 1B			C FF 97 B SL 90 F FF 96 S SL 92 1-3 ① K	5	2	3	2	0	1	0
6 Anthony Rendon, R (1, 5) OBP: 0.349, SLG: 0.396		S CU 76 B FF 90 C SL 83 X CU 77 1-2 ② G5-3		B FF 91 C FF 90 B SL 83 X SL 82 2-1 ② F9	F FF 90 F CU 76 X CU 77 0-2 FC5 8 G6-3 1-3 2-H 3-H	C CU 78 F FF 92 B SL 84 X CU 79 1-2 ③ G5-3			C FF 96 B FF 96 C SI 95 B SL 89 F SL 91 B SI 96 X SL 90 3-2 ② G6-3	5	0	0	0	0	0	3
25 Clint Robinson, L (1, 3) OBP: 0.277, SLG: 0.357		C FF 90 F FF 91 B SI 90 D SL 84 C SL 82 2-3 ③ K		B CH 79 F FF 90 B CH 82 B SI 88 C FF 90 X FF 91 3-2 10 1B 2B	B FF 90 1 SAFE S FF 90 X CU 76 1-1 ① SF8 3-H		B SL 86 X FF 91 1-0 ① P5		X FF 97 0-0 ③ G4-3	4	1	1	1	0	1	1
8 Danny Espinosa, S (1, 6) OBP: 0.291, SLG: 0.346			B FF 89 X SL 89 1-0 ① G3	B CU 80 B FF 90 I IN 71 I IN 70 4-0 10 1B 9 1B IBB	B FF 91 1 SAFE B FF 89 X SI 90 2-0 ② G6-3 1-2		C SL 87 B SI 84 S FF 92 S FF 92 1-3 ② K			3	1	0	0	1	1	1
57 Tanner Roark, R (1, 1) 10 Stephen Drew, L (4, PH) OBP: 0.254, SLG: 0.377 36 Sammy Solis, R (4, 1) 73 Felipe Vázquez, L (7, 1) 27 Shawn Kelley, R (7, 1) 58 Jonathan Papelbon, R (9, 1)			C SL 89 X FF 91 0-1 ② G5-3	C CU 77 B FF 90 B CH 82 B SI 89 X SI 89 3-1 9 1B 1-3 2-H 1B	X FF 90 0-0 ③ G4-3		B FF 91 C FF 91 C FF 92 C CU 78 1-3 ③ K			1 1 2 0 0 0	0 0 0 0 0 0	0 1 0 0 0 0	0 1 0 0 0 0	0 0 1 0 0 0	0 0 1 0 0 0	0 0 1 0 0 0
Inning Stats	R: 0 E: 0 K: 1 S: 7 H: 0 LOB: 0 BB: 0 P: 11	R: 0 E: 1 K: 1 S: 18 H: 0 LOB: 1 BB: 0 P: 24	R: 0 E: 0 K: 0 S: 6 H: 0 LOB: 0 BB: 0 P: 8	R: 5 E: 0 K: 1 S: 20 H: 6 LOB: 2 BB: 1 P: 39	R: 3 E: 1 K: 0 S: 14 H: 3 LOB: 1 BB: 0 P: 21	R: 2 E: 0 K: 1 S: 17 H: 4 LOB: 1 BB: 0 P: 26	R: 0 E: 0 K: 2 S: 7 H: 0 LOB: 0 BB: 0 P: 10	R: 0 E: 0 K: 0 S: 9 H: 1 LOB: 1 BB: 0 P: 15	R: 0 E: 0 K: 1 S: 8 H: 0 LOB: 0 BB: 0 P: 12	1B: 10 2B: 2 3B: 0 HR: 2 SF: 1 SAC: 0 DP: 0 HBP: 0						

TOP	
AB	41
R	10
H	14
RBI	8
BB	1
SO	7
LOB	11

		WP: 1	PA: 43
		PB: 0	
		SB: 1	
		CS: 0	

PITCHER		IP	WLS	BF	H	R	ER	SO	BB	IBB	HBP	BLK	WP	HR	S	P	ERA	WHIP
46 Jon Moscot, R ERA: 8.02	(1, 1)	3.2		18	5	5	5	3	0	1	0	0	0	2	48	76	12.27	1.364
41 Daniel Wright, R ERA: 7.2	(4, 1)	1.1	L	9	4	3	1	0	0	0	0	0	0	0	17	27	6.75	3.000
66 JC Ramírez, R ERA: 5.4	(6, 1)	0.2		5	4	2	2	1	0	0	0	0	1	0	14	22	27.00	6.000
73 Josh Smith, R ERA:	(6, 1)	1.1		4	0	0	0	2	0	0	0	0	0	0	10	14	0.00	0.000
27 Ross Ohlendorf, R ERA: 4.21	(8, 1)	1.0		4	1	0	0	0	0	0	0	0	0	0	9	15	0.00	1.000

PITCHER		IP	WLS	BF	H	R	ER	SO	BB	IBB	HBP	BLK	WP	HR	S	P	ERA	WHIP
36 Blake Wood, R ERA: 3.72	(9, 1)	1.0		3	0	0	0	1	0	0	0	0	0	0	8	12	0.00	0.000

Batter	1	2	3	4	5	6	7	8	9	AB	R	H	RBI	BB	SO	LOB
40 Tyler Holt, R (1, 8) OBP: 0.382, SLG: 0.364	C SI 91 C SI 92 B FF 90 F SL 87 B SI 93 X SI 94 2-2 19 G5-6-3 1B	F SL 86 F SI 92 B SI 92 F CU 78 X FF 92 1-2 4 1B 2-H 3-H 1B	B SI 95 C SI 94 D KC 80 B SI 95 C SI 94 F KC 80 B KC 81 4-2 BB			C FF 92 F FF 95 S SL 80 0-3 K ①	C FS 89 C SL 80 X SL 79 0-2 19 BB 4 2B 1B	4	1	3	2	1	1	0
19 Joey Votto, L (1, 3) OBP: 0.345, SLG: 0.421	X SI 92 0-0 ① ② G5-6-3 1-2f	1 SAFE B SI 92 B SI 92 C SI 92 B SI 91 S FF 92 X FF 92 3-2 ② F7		S SI 94 B KC 81 C SI 93 S SI 93 1-3 ② K			B FF 94 B FF 94 B FF 94 B FF 93 4-0 4 1B 32 HR BB		B FS 88 C FF 92 B FS 87 B FS 86 F FF 92 D FS 87 4-2 4 2B 1-2 BB	3	1	0	0	2	1	4
4 Brandon Phillips, R (1, 4) OBP: 0.303, SLG: 0.428	B FF 93 C SI 93 F SL 88 F FF 94 B CU 76 S SL 87 2-3 ③ K	B SL 86 X SI 92 1-0 32 S 1-3 1B		C CH 87 F KC 81 B SI 94 F SI 94 F KC 80 X CH 87 1-2 ③ G5-3			B FF 93 B CH 84 B FF 94 C FF 93 F FF 94 X CH 86 3-2 32 HR 1-3 1B		B SL 80 F SL 80 F FF 92 D SL 81 X SL 81 2-2 1-3 2-H 2B	5	1	3	1	0	1	2
32 Jay Bruce, L (1, 9) OBP: 0.332, SLG: 0.591	7 1B 23 1B 3 2B BB 1-3 K 1-2				F SI 94 F SI 94 X KC 80 0-2 ① F8		C SI 83 X FF 92 0-1 1-H 3-H HR		I IN 63 I IN 65 I IN 67 I IN 66 4-0 IBB	3	2	1	3	2	1	2
23 Adam Duvall, R (1, 7) (6, 5) OBP: 0.298, SLG: 0.608	C SI 92 X SI 91 0-1 7 1B 3 2B 1-2 1B C SL 84 F FF 93 C SI 94 0-3 ①				B CH 86 C SI 95 S KC 80 S SI 94 1-3 ② K		X FF 93 0-0 ② F7		X FF 92 0-0 ① F6	5	1	1	0	0	2	3
7 Eugenio Suárez, R (1, 5) OBP: 0.294, SLG: 0.454 73 Josh Smith, R (6, 1) 6 Billy Hamilton, S (7, PH) OBP: 0.290, SLG: 0.359 27 Ross Ohlendorf, R (8, 1) 36 Blake Wood, R (9, 1) 2 Zack Cozart, R (9, PH) OBP: 0.333, SLG: 0.528	B SL 85 S SL 85 C SI 93 B SI 93 X SI 93 2-2 3 2B 3 E 1-2 2-3 1B B FF 93 B FF 92 X SI 93 2-0 ② L9			S SI 95 C KC 82 B SI 93 S KC 81 1-3 ③ K		C FF 93 S SL 84 S SL 85 0-3 ③ K		S SL 81 F FF 91 S SL 80 0-3 ② K	3 0 1 0 0 1	1 0 0 0 0 0	1 0 0 0 0 0	0 0 0 0 0 0	1 0 0 0 0 0	0 0 1 0 0 1	0 0 0 0 0 3
3 Iván De Jesús Jr., R (1, 6) OBP: 0.282, SLG: 0.296	B SL 85 S SI 92 X SI 90 1-1 E7 16 1B 40 1B 1-H 2-H 3-H 2B C SI 94 X SL 87 0-1 ③ F8			C SI 92 B SI 94 B CH 85 S SI 94 S SI 93 2-3 ① K		F FF 93 F FF 94 F SL 85 S SL 85 0-3 ① K	F FF 92 B FF 92 C SL 80 B FF 92 X SL 80 2-2 ③ F8	5	1	1	2	0	2	3
16 Tucker Barnhart, L (1, 2) OBP: 0.296, SLG: 0.328	F CH 83 B SI 91 F CH 84 B FF 94 F CU 78 B SI 93 X CU 78 3-2 46 SH1-4 40 1B 2-3 1B	F SI 94 B SI 94 X CH 85 1-1 41 SH5-4 1B		B SI 93 C SI 94 C KC 80 B KC 81 F SI 93 S SI 95 2-3 ② K		S SL 85 S SL 85 X SL 85 0-2 ② L7		4	1	2	0	0	1	0
46 Jon Moscot, R (1, 1) 41 Daniel Wright, R (4, 1) 66 JC Ramírez, R (6, 1) 30 Kyle Waldrop, L (6, 7) OBP: 0.333, SLG: 0.333	X SI 91 0-0 ① SH1-4 1-2	L SI 93 X SI 94 0-1 ① SH5-4 1-2		B SI 95 S SI 94 S KC 80 F SI 95 B KC 81 S KC 81 2-3 ③ K		X FF 95 0-0 ③ G4-3		0 0 0 2	0 0 0 0	0 0 0 0	0 0 0 0	0 0 0 0	0 0 0 1	0 0 0 0
Inning Stats	R: 0 E: 0 K: 1 S: 9 H: 1 LOB: 0 BB: 0 P: 13	R: 5 E: 1 K: 1 S: 25 H: 6 LOB: 2 BB: 1 P: 41	R: 0 E: 0 K: 1 S: 6 H: 0 LOB: 0 BB: 0 P: 8	R: 0 E: 0 K: 1 S: 15 H: 1 LOB: 2 BB: 1 P: 22	R: 0 E: 0 K: 2 S: 9 H: 0 LOB: 0 BB: 0 P: 11	R: 0 E: 0 K: 3 S: 11 H: 0 LOB: 0 BB: 0 P: 17	R: 3 E: 0 K: 2 S: 12 H: 2 LOB: 0 BB: 1 P: 19	R: 0 E: 0 K: 1 S: 8 H: 0 LOB: 0 BB: 0 P: 8	R: 1 E: 0 K: 1 S: 15 H: 2 LOB: 3 BB: 2 P: 27	1B: 9 2B: 2 3B: 0 HR: 1 SF: 0 SAC: 2 DP: 1 HBP: 0						

PITCHER		IP	WLS	BF	H	R	ER	SO	BB	IBB	HBP	BLK	WP	HR	S	P	ERA	WHIP
57 Tanner Roark, R ERA: 3.21	(1, 1)	3.0		16	7	5	5	3	1	0	0	0	0	0	40	62	15.00	2.667
36 Sammy Solís, L ERA: 1.59	(4, 1)	3.0	W	11	1	0	0	6	1	0	0	0	0	0	35	50	0.00	0.667
73 Felipe Vázquez, L ERA: 5.19	(7, 1)	0.1		4	2	3	3	1	1	0	0	0	0	1	8	15	81.00	9.000
27 Shawn Kelley, R ERA: 1.8	(7, 1)	1.2	H	5	0	0	0	2	0	0	0	0	0	0	12	12	0.00	0.000
58 Jonathan Papelbon, R ERA: 3.18	(9, 1)	1.0	S	7	2	1	1	1	1	1	0	0	0	0	15	27	9.00	3.000

PITCHER	IP	WLS	BF	H	R	ER	SO	BB	IBB	HBP	BLK	WP	HR	S	P	ERA	WHIP

BOTTOM

Washington Nationals @ Cincinnati Reds

Great American Ball Park, Cincinnati, OH

Sun Jun 05 2016, 1:11 PM - 4:37 PM EDT

Att. 21,422 - Partly Cloudy - 78 F

livebaseballscorecards.com

AB	36
R	9
H	12
RBI	8
BB	5
SO	13
LOB	17

WP: 0	PA: 43		
PB: 0			
SB: 1			
CS: 0			

Batter	1	2	3	4	5	6	7	8	9	AB	R	H	RBI	BB	SO	LOB
9 Ben Revere, L (1, 7) OBP: 0.238, SLG: 0.252	B FC 91 B FC 92 C FF 92 B FF 92 C FF 92 F SL 86 F SI 92 B FF 92 4-2 28 G5-4-3 BB		B SI 89 C SI 88 B CU 73 B FF 91 X SI 89 3-1 G4-3 ①		1 SAFE C SI 89 B CU 78 B FC 90 B SI 88 C FC 90 B FC 91 4-2 ① 28 1B 34 2B 1-2 BB	C SI 90 B SI 89 F CU 76 F CU 76 B FF 91 F SL 81 F CU 76 X SI 90 2-2 20 HBP 28 BB 40 BB 2-3 1B		B FF 93 C FF 93 B SL 79 B FF 92 F FF 93 T SI 92 3-2 K ①		3	2	1	0	2	1	0
28 Jayson Werth, R (1, 10) OBP: 0.280, SLG: 0.421	C FF 93 1 SAFE F FF 92 X FS 81 0-2 ①② G5-4-3 1-2f		C SL 86 B FS 80 S FF 92 B SI 92 C CU 77 2-3 ② K		1 SAFE F FC 91 B SI 89 1 SAFE B SL 88 S SL 87 1 SAFE 1 SAFE F SL 87 1 SAFE 3-2 1 SAFE 1 SAFE B FF 89 X SL 88 34 2B 1-2 1B	B SI 89 B SI 90 C CH 86 B FF 90 C CH 86 1 SAFE B CU 76 4-2 40 BB 20 HBP 1-2 BB		C FF 93 C FS 87 X SI 93 0-2 34 G4-3 2B		4	1	2	0	1	1	1
34 Bryce Harper, L (1, 9) OBP: 0.409, SLG: 0.520	B FF 94 F CH 86 T CH 85 B FS 83 X FF 93 2-2 ③ L8		C CU 77 S CH 85 B CH 83 B FF 94 F SI 92 B CH 86 X CH 84 3-2 ③ P5		F SL 81 D SL 84 X FF 91 1-1 ② 1-H 2-H 2B	S SL 82 B CU 76 S SL 81 X SL 81 1-2 ② SF7 3-H		X FF 93 0-0 ② G4-3 2-3		4	0	1	3	0	0	1
20 Daniel Murphy, L (1, 4) OBP: 0.416, SLG: 0.617		B SI 90 B SI 90 B SI 89 B FC 91 4-0 11 S 6 2B BB		B CU 76 B FF 90 X SI 90 2-0 ① G4-3	B FF 91 F SL 83 X SL 83 1-1 ② F8	H SI 91 1-0 40 BB 1-2 2-3 HBP		B FF 94 C SL 81 C FF 93 S SL 80 1-3 ③ K2-3		3	1	0	0	1	1	2
40 Wilson Ramos, R (1, 2) OBP: 0.392, SLG: 0.561		C SL 86 F SI 91 X FS 81 0-2 ① F9		B FC 92 B SL 86 X FF 91 2-0 11 G4-3 6 HR 1B	C SL 88 C CH 85 S CU 80 0-3 ③ K	B CH 86 F SI 88 B SL 83 B SI 87 F SI 90 B CU 76 4-2 1-2 2-3 3-H BB			B FF 92 B SI 93 B SI 91 C FF 92 F FF 93 X FF 93 3-2 ① G6-3	4	1	1	1	1	1	2
11 Ryan Zimmerman, R (1, 3) OBP: 0.314, SLG: 0.447		S FF 92 B FF 91 B FF 92 1 SAFE F SL 89 B SL 88 B FF 92 4-2 6 2B 8 G4-3 1-2 BB		C FC 93 X SL 87 0-1 ② G4-3 1-2		B SI 90 90 91 1-0 B WP E 3 2B 1B C SI 90 F SI 88 S CU 78 0-3 K			B SL 80 F SI 93 S FS 87 B SL 80 F FS 87 X FS 88 2-2 ② G4-3	4	2	1	0	1	1	4
6 Anthony Rendon, R (1, 5) OBP: 0.354, SLG: 0.419		X FF 92 0-0 8 G4-3 1-3 2-H 2B		D FC 92 F CH 86 S SL 87 X FS 79 1-2 2-H HR		C SI 91 S SI 91 F SL 81 F SI 91 B SI 89 B CU 80 B SI 92 X SI 93 3-2 FC6 3 2B 1-2 C SI 91 X SI 92 0-1 ① G6-3			B FF 93 C FF 87 B FS 87 X SI 92 2-1 8 2B 1B	5	2	3	3	0	0	1
8 Danny Espinosa, S (1, 6) OBP: 0.289, SLG: 0.348		B FF 92 B CH 85 X CH 84 2-0 ② G4-3 2-3 3-H		B FF 92 F SI 91 B CU 76 F FF 90 B FS 80 X SI 91 3-2 ③ P6		M SI 92 L CH 81 B CU 80 F SI 92 S SL 82 1-3 ① K 2-3 X FF 92 0-0 ② L8			B FF 93 C FF 93 B FS 86 X FF 92 2-1 1-3 2B	5	0	1	1	0	1	3
3 Michael Taylor, R (1, 8) OBP: 0.240, SLG: 0.338		C FC 94 F FS 82 B FF 92 X SL 88 1-2 ③ G6-3			F SL 86 B SI 88 B FF 89 F SL 86 B CU 78 X SL 85 3-2 9 CS 1B	B SI 92 1 SAFE B SI 92 B SI 94 C SI 92 C SI 94 F SI 94 X CU 82 3-2 9 1B 34 SF7 1-H 3-H 2B	B SI 94 C SI 93 F FF 93 C SI 94 1-3 ③ K		F FF 92 S FF 92 B FF 93 F SL 80 D SL 80 S FF 93 2-3 ③ K	5	1	2	2	0	2	3
Inning Stats	R: 0 E: 0 K: 0 S: 10 H: 0 LOB: 0 BB: 1 P: 16	R: 2 E: 0 K: 0 S: 10 H: 1 LOB: 1 BB: 2 P: 21	R: 0 E: 0 K: 1 S: 9 H: 0 LOB: 0 BB: 0 P: 17	R: 2 E: 0 K: 0 S: 10 H: 2 LOB: 0 BB: 0 P: 18	R: 2 E: 0 K: 1 S: 16 H: 3 LOB: 1 BB: 1 P: 28	R: 4 E: 1 K: 2 S: 30 H: 3 LOB: 3 BB: 2 P: 50	R: 0 E: 0 K: 1 S: 6 H: 0 LOB: 0 BB: 0 P: 7	R: 0 E: 0 K: 2 S: 10 H: 1 LOB: 1 BB: 0 P: 14	R: 0 E: 0 K: 1 S: 15 H: 2 LOB: 2 BB: 0 P: 26	1B: 6 2B: 5 3B: 0 HR: 1 SF: 1 SAC: 0 DP: 1 HBP: 1						

PITCHER		IP	WLS	BF	H	R	ER	SO	BB	IBB	HBP	BLK	WP	HR	S	P	ERA	WHIP
38 Mat Latos, R ERA: 4.62	(1, 1)	4.1	L	20	5	6	6	1	4	0	0	0	0	1	48	91	12.46	2.077
43 Dan Jennings, L ERA: 2.13	(5, 1)	0.1		2	1	0	0	0	0	0	0	0	0	0	4	6	0.00	3.000
34 Matt Albers, R ERA: 4.56	(5, 1)	0.2		5	2	3	2	2	0	0	0	0	1	0	17	25	27.00	3.000
33 Zach Duke, L ERA: 3.66	(6, 1)	0.2		6	1	1	0	1	2	0	1	0	0	0	16	28	0.00	4.500
64 Matt Purke, L ERA: 3.72	(7, 1)	3.0		12	3	0	0	4	0	0	0	0	0	0	31	47	0.00	1.000

PITCHER	IP	WLS	BF	H	R	ER	SO	BB	IBB	HBP	BLK	WP	HR	S	P	ERA	WHIP

TOP

Washington Nationals @ Chicago White Sox

U.S. Cellular Field, Chicago, IL

Tue Jun 07 2016, 8:14 PM - 12:06 AM EDT

Att. 18,812 - Partly Cloudy - 60 F

livebaseballscorecards.com

AB	37
R	10
H	12
RBI	10
BB	6
SO	8
LOB	17

WP: 1 PB: 0 SB: 1 CS: 1 PA: 45

Batter	1	2	3	4	5	6	7	8	9	AB	R	H	RBI	BB	SO	LOB
1 Adam Eaton, L (1, 9) OBP: 0.358, SLG: 0.388	B SI 94 B SI 94 C SI 93 B SI 94 B SI 94 4-1 10 BB 79 1B BB	B SI 93 C CH 88 C CH 87 F SI 95 F SL 85 H SL 84 2-2 10 1B 79 SF9 HBP		C SI 93 X CH 88 0-1 ② G5-3		B SI 97 B SI 98 B SI 95 C SI 96 F SI 96 B SL 89 4-2 10 FC6-4 BB		X FF 93 0-0 ③ L7		2	2	0	0	2	0	0
10 Austin Jackson, R (1, 8) OBP: 0.328, SLG: 0.358	B SI 92 B SL 84 1 SAFE B SI 93 C SI 93 B SI 93 4-1 53 1B 79 1B 20 BB 1-2 BB	1 SAFE C SL 85 C SL 85 B SI 92 B SL 84 F SI 93 X CH 87 2-2 21 HR 1-3 1B		C SL 84 F SI 92 B SI 93 B SL 88 F SL 84 B SI 94 F SI 94 B SI 94 4-2 BB		B SI 95 C SI 95 B SI 95 X SI 95 2-1 ③ FC6-4 1-2f			C FF 88 B FF 86 B FF 86 B FF 89 S FF 89 F FF 89 F FF 90 F FF 90 X SL 86 3-2 53 G4-3 21 WP 1B	3	2	2	0	2	0	1
79 José Abreu, R (1, 3) OBP: 0.308, SLG: 0.396	C SL 85 S SL 86 X SL 84 0-2 20 BB 53 1B 1-2 2-H 1B	B SI 94 S SL 87 X SI 93 1-1 ② SF9 3-H		F SL 84 F SI 94 D SL 84 F SI 92 F SL 85 X SL 85 1-2 ③ L5			C SI 96 B SL 87 B SI 95 B SI 95 C SI 95 X SI 95 3-2 15 P3 21 BB 1B		C FF 88 S CU 79 F CU 78 F FF 91 X CU 78 0-2 ① F7	4	0	2	2	0	0	2
21 Todd Frazier, R (1, 5) OBP: 0.321, SLG: 0.512	B SI 94 B SL 86 S SI 94 C SL 85 S SI 93 2-3 ① K	B SI 92 B SL 86 B SL 84 X SI 93 3-0 1-H HR			C SI 97 X SL 86 0-1 ① G5-3 B SI 96 C SI 97 C SL 86 B SL 87 B SI 97 F SL 88 X SL 87 3-2 1B		F SI 95 C SI 96 D SL 88 F SL 89 B SI 96 F SI 96 B SI 95 B SL 88 4-2 1-2 BB D SI 95 X SI 95 1-0 ① L8		C SL 86 B CU 78 B CU 79 B SL 86 C SL 86 B FF 91 4-2 53 G4-3 1-2 BB S FF 90 B CU 79 B FF 90 C FF 89 X FF 90 2-2 ② G4-3 1-2 2-3	3	1	1	2	2	1	2
53 Melky Cabrera, S (1, 7) OBP: 0.341, SLG: 0.397	C SL 83 F SI 95 D SL 86 X CH 88 1-2 20 BB 1-2 2-3 1B	C SI 95 B SI 94 F SL 83 S SL 83 1-3 ③ K								5	0	2	0	0	1	4
15 Brett Lawrie, R (1, 4) OBP: 0.324, SLG: 0.396	S SL 87 B SL 86 S SI 94 D SL 85 F SI 94 D SL 86 S SL 86 3-3 ② K		X SI 93 0-0 ① L8		C SI 97 F SI 96 B SL 87 S SL 88 1-3 ② K		S SI 96 X SL 87 0-1 ② P3 2-3		C SL 86 D CU 80 X SL 86 1-1 ③ F8	5	0	0	0	0	2	8
20 JB Shuck, L (1, 10) OBP: 0.207, SLG: 0.115	F SL 83 B SI 93 B CH 87 B SI 93 B SI 93 4-1 1-2 2-3 3-H BB		C SL 82 L SI 93 S SL 82 0-3 ② K		F SI 97 S SL 88 B SI 96 B SL 88 F SI 95 B FF 96 X SL 87 3-2 ③ F7		C SI 95 F SL 88 F SL 88 B FF 95 X SL 87 1-2 ③ G4-3			3	0	0	1	1	1	3
27 Dioner Navarro, S (1, 2) OBP: 0.266, SLG: 0.339	C SI 93 B SL 86 B SI 93 F SI 94 X SL 84 2-2 ③ G6-3		C SI 93 S SI 94 X SL 84 0-2 ③ L8			B SI 94 B SI 94 B SI 95 C SI 95 F SI 95 F SI 94 F SI 94 B SI 94 4-2 18 G1-6-3 BB		B FF 92 F FF 92 B FF 92 X FF 93 2-1 ① F8		3	0	0	0	1	0	3
18 Tyler Saladino, R (1, 6) OBP: 0.271, SLG: 0.378		C SI 94 F SL 85 S SI 95 0-3 ① K		B SI 93 F SL 84 X SI 92 1-1 ① F9		C SI 96 B SL 88 S SI 95 X SL 86 1-2 ①② G1-6-3 1-2f		C SL 78 B FF 93 B SI 94 F FF 94 B SL 79 S FF 93 3-3 ② K		4	0	0	0	0	2	1
Inning Stats	R: 2 E: 0 K: 2 S: 19 H: 2 LOB: 3 BB: 3 P: 39	R: 3 E: 0 K: 2 S: 17 H: 2 LOB: 2 BB: 0 P: 26	R: 0 E: 0 K: 1 S: 7 H: 0 LOB: 0 BB: 0 P: 7	R: 0 E: 0 K: 0 S: 13 H: 0 LOB: 1 BB: 1 P: 19	R: 0 E: 0 K: 1 S: 13 H: 1 LOB: 1 BB: 0 P: 20	R: 0 E: 0 K: 0 S: 12 H: 0 LOB: 1 BB: 2 P: 23	R: 0 E: 0 K: 0 S: 14 H: 1 LOB: 2 BB: 1 P: 23	R: 0 E: 0 K: 1 S: 6 H: 0 LOB: 0 BB: 0 P: 11	R: 0 E: 0 K: 0 S: 18 H: 1 LOB: 2 BB: 1 P: 28	1B: 6 2B: 0 3B: 0 HR: 1 SF: 1 SAC: 0 DP: 1 HBP: 1						

PITCHER		IP	WLS	BF	H	R	ER	SO	BB	IBB	HBP	BLK	WP	HR	S	P	ERA	WHIP
41 Joe Ross, R ERA: 2.92	(1, 1)	4.0		21	4	5	5	5	4	0	1	0	0	1	56	91	11.25	2.000
45 Blake Treinen, R ERA: 2.39	(5, 1)	3.0	W	13	2	0	0	1	3	0	0	0	0	0	39	66	0.00	1.667
46 Oliver Pérez, L ERA: 2.87	(8, 1)	1.0		3	0	0	0	1	0	0	0	0	0	0	6	11	0.00	0.000
52 Yusmeiro Petit, R ERA: 2.79	(9, 1)	1.0		5	1	0	0	0	1	0	0	0	1	0	18	28	0.00	2.000

PITCHER	IP	WLS	BF	H	R	ER	SO	BB	IBB	HBP	BLK	WP	HR	S	P	ERA	WHIP

BOTTOM

Washington Nationals @ Chicago White Sox

U.S. Cellular Field, Chicago, IL

Tue Jun 07 2016, 8:14 PM - 12:06 AM EDT

Att. 18,812 - Partly Cloudy - 60 F

livebaseballscorecards.com

AB	32
R	5
H	7
RBI	5
BB	8
SO	7
LOB	24

Batter	1	2	3	4	5	6	7	8	9	AB	R	H	RBI	BB	SO	LOB
9 Ben Revere, L (1, 8) OBP: 0.250, SLG: 0.265	C FF 91 C SI 91 B KC 81 C SI 92 1-3 K ①	C SI 90 B KC 78 B KC 77 X SI 90 2-1 20 FC4-6 28 1B 1B	B SI 90 D FS 85 X SI 91 2-0 1-2 3-H 1B			C SI 90 S CU 74 X SI 90 0-2 G1-3 ①		B FC 91 F FC 91 B FC 91 F FF 91 X KC 81 2-2 28 HR 1-2 1B	D FF 88 F FF 90 B FF 91 X FF 90 2-1 G6-3 ① 2-3	6	1	3	1	0	1	1
28 Jayson Werth, R (1, 7) OBP: 0.291, SLG: 0.441	B FF 92 C FC 88 B KC 78 B FC 88 B FF 92 4-1 20 WP 34 1B 20 1B BB	C SI 90 1 SAFE D KC 77 D KC 77 B FC 86 X FF 90 3-1 20 FC4-6 1-2 1B	C FS 86 S FS 85 D FS 85 F FS 85 X FS 84 1-2 F7 ②			C SI 90 B CH 86 S SL 81 X CU 74 1-2 34 2B 1B		B FC 92 C FF 90 F FC 91 B FC 89 B SI 92 X FC 91 3-2 1-H 2-H HR	C FF 90 F SI 89 X SL 79 0-2 G6-3 ② 3-H	5	2	3	4	1	0	2
34 Bryce Harper, L (1, 9) OBP: 0.411, SLG: 0.525	F SI 91 X CH 85 0-1 20 1B 20 WP 40 G5-3 1-2 1B	S KC 77 F CH 83 D KC 77 D KC 78 B FC 84 F KC 78 C FC 85 3-3 K ①	S FS 85 S FS 84 X FS 84 0-2 F7 ③			B SL 81 S SL 80 B SI 88 F SI 90 F SI 90 X SI 90 2-2 1-3 2B		S FC 92 B KC 82 X FC 90 1-1 11 WP 40 1B 1B	B FF 90 B FF 88 C FF 89 X FF 91 2-1 G3 ③	6	1	3	0	0	1	4
20 Daniel Murphy, L (1, 10) OBP: 0.415, SLG: 0.610	S CH 85 F CH 84 B CH 84 B SI 92 X CH 84 2-2 40 G5-3 11 HR 1-3 2-H 1B	F SI 89 S KC 78 F KC 67 B FC 84 D KC 78 X CH 83 2-2 FC4-6 40 BB 1-2f 2-3 ②		B FF 90 B FF 89 B FF 90 B FF 90 4-0 40 G6-4-3 BB		F SL 82 X SI 90 0-1 G1-3 ②		C FC 92 B KC 80 C KC 81 B FF 91 D KC 84 S FC 90 3-3 K ①		4	1	1	1	1	1	5
40 Wilson Ramos, R (1, 2) OBP: 0.392, SLG: 0.554	B FF 91 F FC 87 B FC 89 B FF 92 X FC 87 3-1 G5-3 ② 1-2 3-H	F KC 78 B FC 87 B FF 89 B CH 88 F FF 89 F FC 84 F FF 89 B FC 86 4-2 1-2 BB		C SI 90 B SI 90 B SI 91 F SI 91 F SL 82 X SL 83 2-2 G6-4-3 ① ② 1-2f		B SI 91 F SI 87 B SI 90 X SL 81 2-1 G6-3 ③		B SI 92 B SI 92 X SI 92 2-0 11 WP 1-2 1B		4	0	1	1	1	0	4
11 Ryan Zimmerman, R (1, 3) OBP: 0.316, SLG: 0.458	C FC 88 D SI 90 D CH 84 X FF 90 2-1 2-H HR	B SI 90 F FC 85 F FF 89 D KC 78 X CH 83 2-2 G5-3 ③		B SI 91 C SI 92 B SL 84 F SI 89 X SL 85 2-2 L9 ③			X SI 97 0-0 F9 ①	C SI 93 S CH 87 B SI 93 B SL 82 B SI 94 B CH 89 4-2 1-2 2-3 BB		4	1	1	2	1	0	3
6 Anthony Rendon, R (1, 5) OBP: 0.351, SLG: 0.414	F FF 89 S KC 79 B FF 91 B KC 78 B KC 79 F FF 90 X FF 90 3-2 F9 ③		B FF 90 B FF 89 B FF 88 C CH 88 X FF 90 3-1 8 FC4-6 10 1B 9 1B 1B		C FF 89 F SL 82 B SL 85 F FF 91 S SL 85 1-3 K ①		B SI 97 F SI 96 X SI 97 1-1 G5-3 ②	X SI 93 0-0 F3 ②		5	1	1	0	0	1	3
10 Stephen Drew, L (1, 4) OBP: 0.266, SLG: 0.431		B FF 90 F FF 90 B KC 78 F SI 90 B CH 84 X CH 82 3-2 HR	B SI 89 F FS 84 B SI 90 F FS 83 D FS 84 X FS 84 3-2 8 FC4-6 1-2 1B		B SL 82 C SI 91 X SL 84 1-1 L6 ②		C SI 97 B SI 98 B SI 98 F SI 96 F CH 91 C SL 89 2-3 ③	B CH 83 F SI 94 B CH 85 F SI 94 F SI 94 X CU 81 2-2 G6-3 ③		5	1	2	1	0	1	3
8 Danny Espinosa, S (1, 6) OBP: 0.296, SLG: 0.376		B SI 90 B FF 90 F SI 90 S FC 88 B CH 84 X FC 87 3-2 HR	D FS 85 S FS 84 X SI 92 1-1 FC4-6 9 1B 1-2f 2-3 ①		S SI 90 B FF 91 F SI 90 B SL 85 X SL 85 2-2 F8 ③			B FC 91 X FF 92 1-0 9 1B 28 HR 1B	B FF 88 X FF 87 1-0 9 G6-3 28 G6-3 2B	5	3	3	1	0	0	2

Inning Stats																																	
	R: 4	H: 3	R: 2	H: 4	R: 1	H: 3	R: 0	H: 0	R: 0	H: 0	R: 0	H: 2	R: 0	H: 0	R: 3	H: 5	R: 1	H: 1	1B: 12	SF: 0	WP: 2	PA: 48
	E: 0	LOB: 0	E: 0	LOB: 3	E: 0	LOB: 2	E: 0	LOB: 0	E: 0	LOB: 0	E: 0	LOB: 2	E: 0	LOB: 0	E: 0	LOB: 3	E: 0	LOB: 0	2B: 2	SAC: 0	PB: 0	
	K: 1	BB: 1	K: 1	BB: 1	K: 0	BB: 0	K: 0	BB: 1	K: 1	BB: 0	K: 0	BB: 0	K: 1	BB: 0	K: 1	BB: 1	K: 0	BB: 0	3B: 0	DP: 1	SB: 0	
	S: 17	P: 32	S: 25	P: 47	S: 15	P: 25	S: 7	P: 15	S: 9	P: 13	S: 14	P: 19	S: 7	P: 10	S: 20	P: 38	S: 8	P: 13	HR: 4	HBP: 0	CS: 0	

PITCHER		IP	WLS	BF	H	R	ER	SO	BB	IBB	HBP	BLK	WP	HR	S	P	ERA	WHIP
25 James Shields, R ERA: 5.06	(1, 1)	2.0	L	16	8	7	7	2	2	0	0	0	1	3	44	84	31.50	5.000
57 Zach Putnam, R ERA: 2.25	(3, 1)	1.0		5	2	0	0	0	0	0	0	0	0	0	13	20	0.00	2.000
43 Dan Jennings, L ERA: 1.98	(4, 1)	2.0		6	0	0	0	1	1	0	0	0	0	0	16	28	0.00	0.500
33 Zach Duke, L ERA: 3.48	(6, 1)	1.0		5	2	0	0	0	0	0	0	0	0	0	14	19	0.00	2.000
65 Nate Jones, R ERA: 3.04	(7, 1)	1.0		3	0	0	0	1	0	0	0	0	0	0	7	10	0.00	0.000
30 David Robertson, R ERA: 4.37	(8, 1)	0.1		5	4	3	3	1	0	0	0	0	0	1	12	22	81.00	12.000
34 Matt Albers, R ERA: 4.44	(8, 1)	0.2		4	1	0	0	0	1	0	0	0	1	0	8	16	0.00	3.000
20 JB Shuck, L ERA: 9.0	(9, 1)	1.0		4	1	1	1	0	0	0	0	0	0	0	8	13	9.00	1.000

TOP

Washington Nationals @ Chicago White Sox

U.S. Cellular Field, Chicago, IL

Wed Jun 08 2016, 8:11 PM - 11:48 PM EDT

Att. 15,273 - Partly Cloudy - 61 F

livebaseballscorecards.com

AB	44
R	11
H	18
RBI	11
BB	4
SO	5
LOB	27

BOTTOM

Batter	1	2	3	4	5	6	7	8	9	AB	R	H	RBI	BB	SO	LOB
1 Adam Eaton, L (1, 9) OBP: 0.359, SLG: 0.393	C FF 92 F FF 93 S CU 77 0-3 ① **K**			B CU 77 X FF 95 1-0 **2B**		C FF 93 F SL 86 B FC 90 B FF 94 X CH 85 2-2 ① **G3**		C FF 97 F SL 83 X SL 84 0-2 ② **G6-3**	B FF 89 B SI 89 C SI 88 F FF 90 X SL 78 2-2 1-2 2-H **1B**	5	0	2	1	0	1	0
10 Austin Jackson, R (1, 8) OBP: 0.320, SLG: 0.348	C SL 87 B FF 94 C SL 87 X FF 95 1-2 ② **L4**			B FC 88 D FC 88 F FF 95 F FF 96 X CH 86 2-2 ① **G6-3**		B FF 95 C FF 95 X SL 87 1-1 ② **P4**		C FF 96 C SL 83 F FF 96 F SL 80 B CH 88 B FF 98 F CH 88 X CH 89 2-2 ③ **G5-3**	S FF 89 X SL 77 0-1 ③ **G4-3**	5	0	0	0	0	0	3
79 José Abreu, R (1, 3) OBP: 0.311, SLG: 0.403	C FF 94 X SL 87 0-1 ③ **P3**			F FF 96 C FF 96 S CH 84 0-3 ② **K**		B CU 76 B SL 85 S FF 95 X FF 95 2-1 **1B**			B FF 91 F SL 81 B FF 94 X FF 92 2-1 53 2B **2B**	4	1	2	0	0	1	1
21 Todd Frazier, R (1, 5) OBP: 0.316, SLG: 0.502		C FF 94 B FC 88 B FF 95 X SL 88 2-1 ① **G5-3**		C FF 96 B FF 97 X CH 88 1-1 ③ **G6-3**		X FF 95 0-0 ③ **P3**			B SL 83 F SL 83 S SL 84 B FF 95 C FF 94 2-3 ① **K**	4	0	0	0	0	1	3
53 Melky Cabrera, S (1, 7) OBP: 0.348, SLG: 0.408		C FF 94 B FC 90 B FF 95 S CU 80 F FF 96 B CH 87 F FF 96 F FF 96 X FC 91 3-2 ② **P2**			C FF 93 F FC 89 B CH 86 X CH 88 1-2 15 FC5 7 BB **1B**		B FF 93 X FF 94 1-0 15 FC6-4 **1B**		B SL 85 F FF 94 X SL 85 1-1 31 WP 2-H 26 1B **2B**	4	1	3	1	0	0	0
7 Jimmy Rollins, S (1, 6) OBP: 0.295, SLG: 0.329		F FF 94 B CU 80 B FF 95 C FF 95 B CH 86 X FF 96 3-2 ③ **P5**			C FF 94 B CU 81 B FF 95 B CH 86 C FF 96 F FF 95 F FF 96 F FF 96 B CH 87 4-2 15 FC5 26 1B 1-2 BB		X FF 94 0-0 ① **P2**		C FF 94 D FF 94 B FF 94 C SL 84 F SL 85 B FF 93 B FF 92 4-2 31 WP 26 1B **BB**	2	1	0	0	2	0	1
15 Brett Lawrie, R (1, 4) OBP: 0.318, SLG: 0.389			C FF 93 S SL 86 S SL 86 0-3 ① **K**		C SL 89 X FC 88 0-1 ① **FC5** 26 1B 1-2 2-3f		B FF 94 S SL 88 X FF 94 1-1 ② **FC6-4** 1-2f		C SL 86 B SL 85 F SL 85 F FF 94 F FF 93 S FF 94 1-3 ② **K**	4	0	0	0	0	2	5
31 Alex Avila, L (1, 2) OBP: 0.333, SLG: 0.267			B FF 95 X FF 95 1-0 ② **F7**		B CU 81 S CH 87 C FF 96 F FF 96 S CH 85 1-3 ② **K**		C CU 79 B FF 96 S CH 88 F FF 95 B CH 86 S FC 90 2-3 ③ **K**		B FF 88 H SL 75 2-0 26 1B 1 1B 1-2 2-3 **HBP**	3	1	0	0	0	2	3
26 Avisaíl García, R (1, 10) OBP: 0.307, SLG: 0.391			F FF 94 S SL 87 F CH 86 S FF 97 0-3 ③ **K**		F SL 87 X FF 95 0-1 ③ 1-2 2-H **1B**			S FF 94 F FF 95 B CH 88 S CH 87 1-3 ① **K**	X FF 89 0-0 1 1B 1-2 2-H 3-H **1B**	4	0	2	2	0	2	0
Inning Stats	R: 0 E: 0 K: 1 S: 8 H: 0 LOB: 0 BB: 0 P: 9	R: 0 E: 0 K: 0 S: 11 H: 0 LOB: 0 BB: 0 P: 19	R: 0 E: 0 K: 2 S: 8 H: 0 LOB: 0 BB: 0 P: 9	R: 0 E: 0 K: 1 S: 9 H: 1 LOB: 1 BB: 0 P: 13	R: 0 E: 0 K: 1 S: 16 H: 2 LOB: 2 BB: 1 P: 22	R: 0 E: 0 K: 0 S: 8 H: 1 LOB: 1 BB: 0 P: 13	R: 0 E: 0 K: 1 S: 8 H: 1 LOB: 1 BB: 0 P: 12	R: 0 E: 0 K: 1 S: 12 H: 0 LOB: 0 BB: 0 P: 15	R: 4 E: 0 K: 2 S: 21 H: 4 LOB: 2 BB: 1 P: 35	1B: 6 2B: 3 3B: 0 HR: 0 SF: 0 SAC: 0 DP: 0 HBP: 1						

PITCHER		IP	WLS	BF	H	R	ER	SO	BB	IBB	HBP	BLK	WP	HR	S	P	ERA	WHIP
31 Max Scherzer, R ERA: 3.57	(1, 1)	7.0	W	26	5	0	0	6	1	0	0	0	0	0	68	97	0.00	0.857
73 Felipe Vázquez, L ERA: 5.0	(8, 1)	1.0		3	0	0	0	1	0	0	0	0	0	0	12	15	0.00	0.000
27 Shawn Kelley, R ERA: 3.05	(9, 1)	0.2		5	2	3	3	2	1	0	0	0	0	0	15	25	40.50	4.500
46 Oliver Pérez, L ERA: 3.38	(9, 1)	0.1		4	2	1	1	0	0	0	1	0	1	0	6	10	27.00	6.000

PITCHER	IP	WLS	BF	H	R	ER	SO	BB	IBB	HBP	BLK	WP	HR	S	P	ERA	WHIP

Washington Nationals @ Chicago White Sox

U.S. Cellular Field, Chicago, IL

Wed Jun 08 2016, 8:11 PM - 11:48 PM EDT

Att. 15,273 - Partly Cloudy - 61 F

livebaseballscorecards.com

AB	35
R	4
H	9
RBI	4
BB	2
SO	9
LOB	16

WP: 1 PA: 38
PB: 0
SB: 0
CS: 0

Washington Nationals @ Chicago White Sox

U.S. Cellular Field, Chicago, IL

Thu Jun 09 2016, 8:12 PM - 10:32 PM EDT

Att. 20,014 - Partly Cloudy - 71 F

livebaseballscorecards.com

TOP

Batter	1	2	3	4	5	6	7	8	9	AB	R	H	RBI	BB	SO	LOB
14 Chris Heisey, R (1, 7) OBP: 0.306, SLG: 0.463	F FF 92 C FF 92 B SI 91 X SI 92 1-2 ① F9			B SL 85 S FF 92 B FF 92 S CH 86 B SI 93 C FF 92 3-3 ① K		X CH 85 0-0 ① FC6-2 28 G5-4-3 3-H			C FC 92 B FC 92 S FC 93 C FF 93 1-3 ② K	4	0	0	0	0	2	2
28 Jayson Werth, R (1, 10) OBP: 0.290, SLG: 0.437	C FF 92 F SI 92 S SI 92 0-3 ② K			B CU 79 S CH 86 C FF 92 S FF 93 1-3 ② K		D SL 86 C FF 92 S FF 92 X SL 88 1-2 ②③ G5-4-3 1-2f			B KC 84 C FC 92 B FC 93 C FC 93 B FC 93 F FC 92 F FC 92 X FC 93 3-2 34 1B 1B	4	0	1	0	0	2	2
34 Bryce Harper, L (1, 9) OBP: 0.408, SLG: 0.519	B SI 92 C SI 92 F SL 87 X SI 93 1-2 ③ F8			C CH 86 C CU 78 B CH 87 X CH 87 1-2 ③ G4-3			B SI 90 X SI 90 1-0 ① G6-3		X KC 85 0-0 1-3 1B	4	0	1	0	0	0	0
20 Daniel Murphy, L (1, 4) OBP: 0.413, SLG: 0.617		B FF 90 X SI 92 1-0 ① F8			C SL 86 B SI 91 B CH 86 C CH 87 X FF 92 2-2 HR		C SI 90 B SL 81 S SI 90 S SI 90 1-3 ② K		X SI 92 0-0 ③ F7	4	1	1	1	0	1	2
11 Ryan Zimmerman, R (1, 3) OBP: 0.312, SLG: 0.451		B FF 92 C FF 92 S FF 92 B SL 87 B SI 92 X CH 87 3-2 ② G5-3			B FF 92 C FF 92 B FF 92 F SL 86 X SI 92 2-2 ① F9		B SI 97 F SI 97 F SI 98 F SL 91 S SL 91 1-3 ③ K			3	0	0	0	0	1	0
6 Anthony Rendon, R (1, 5) OBP: 0.346, SLG: 0.409		B FF 92 C FF 93 C FF 93 C SI 93 1-3 ③ K			C SL 87 X CH 86 0-1 ② F7			B SI 98 X SI 97 1-0 ① G1-6-3		3	0	0	0	0	1	0
8 Danny Espinosa, S (1, 6) OBP: 0.292, SLG: 0.370			B CU 77 F SI 93 F SI 93 F SL 87 B SI 92 B FF 92 S SI 94 3-3 ① K		B CH 85 S CH 84 B CH 87 X SL 88 2-1 ③ F9			C SL 89 B SL 90 X SI 98 1-1 ② F9		3	0	0	0	0	1	0
59 Jose Lobaton, S (1, 2) OBP: 0.295, SLG: 0.212			B SI 93 F SI 92 B SL 88 X SI 93 2-1 ② G6-3			C CU 76 B SI 90 C FF 90 B CH 86 X CH 86 2-2 3 1B 14 FC6-2 1B		F SI 98 S SI 98 S SI 98 0-3 ③ K		3	0	1	0	0	1	0
3 Michael Taylor, R (1, 8) OBP: 0.242, SLG: 0.338			B FF 93 X SI 93 1-0 ③ G4-3			B SI 91 X SL 84 1-0 1-3 1B			X CH 84 0-0 ① F7	3	0	1	0	0	0	0
Inning Stats	R: 0 E: 0 K: 1 S: 9 H: 0 LOB: 0 BB: 0 P: 11	R: 0 E: 0 K: 1 S: 7 H: 0 LOB: 0 BB: 0 P: 12	R: 0 E: 0 K: 1 S: 7 H: 0 LOB: 0 BB: 0 P: 13	R: 0 E: 0 K: 2 S: 9 H: 0 LOB: 0 BB: 0 P: 14	R: 1 E: 0 K: 0 S: 10 H: 1 LOB: 0 BB: 0 P: 16	R: 0 E: 0 K: 0 S: 8 H: 2 LOB: 1 BB: 0 P: 12	R: 0 E: 0 K: 2 S: 8 H: 0 LOB: 0 BB: 0 P: 11	R: 0 E: 0 K: 1 S: 6 H: 0 LOB: 0 BB: 0 P: 8	R: 0 E: 0 K: 1 S: 11 H: 2 LOB: 2 BB: 0 P: 15	1B: 4 2B: 0 3B: 0 HR: 1 SF: 0 SAC: 0 DP: 1 HBP: 0						

	AB	31
	R	1
	H	5
	RBI	1
	BB	0
	SO	9
	LOB	6

PITCHER		IP	WLS	BF	H	R	ER	SO	BB	IBB	HBP	BLK	WP	HR	S	P	ERA	WHIP
58 Miguel González, R ERA: 3.57	(1, 1)	6.0	W	20	3	1	1	5	0	0	0	0	0	1	50	78	1.50	0.500
33 Zach Duke, L ERA: 3.38	(7, 1)	0.2	H	2	0	0	0	1	0	0	0	0	0	0	4	6	0.00	0.000
65 Nate Jones, R ERA: 2.88	(7, 1)	1.1	H	4	0	0	0	2	0	0	0	0	0	0	10	13	0.00	0.000
30 David Robertson, R ERA: 4.18	(9, 1)	1.0	S	5	2	0	0	1	0	0	0	0	0	0	11	15	0.00	2.000

PITCHER	IP	WLS	BF	H	R	ER	SO	BB	IBB	HBP	BLK	WP	HR	S	P	ERA	WHIP

WP: 0 PB: 0 SB: 0 CS: 0 PA: 31

Batter	1	2	3	4	5	6	7	8	9	AB	R	H	RBI	BB	SO	LOB
1 Adam Eaton, L (1, 9) OBP: 0.357, SLG: 0.391	X FF 91 0-0 G3-1 ①	L FF 92 F FF 90 B FF 88 S CU 78 1-3 K ③			1 SAFE B SI 91 X FF 91 1-0 1-2 1B		B FF 90 B FF 91 F FF 92 X FF 92 2-1 G6-3 ③			4	0	1	0	0	1	0
10 Austin Jackson, R (1, 8) OBP: 0.318, SLG: 0.343	C SI 91 C SI 91 B FF 91 B CU 79 F FF 92 B CU 79 F SI 93 B SI 93 4-2 79 BB 53 2B BB		X CU 76 0-0 F8 ①		B CU 78 X FF 92 1-0 L4 ②			C SL 81 B FF 91 X SL 81 1-1 G5-3 ①		3	1	0	0	1	0	2
79 José Abreu, R (1, 3) OBP: 0.310, SLG: 0.397	C FF 92 F FF 91 B FF 92 F CU 78 B FF 90 D CU 78 B CH 84 4-2 53 2B 1-2 BB		B SI 92 B CH 85 B SI 92 C SI 92 C FF 92 S CU 80 3-3 K ②		C FF 92 B FF 92 F CU 78 F FF 92 D CU 79 S CU 79 2-3 K ③			F SL 82 X SL 82 0-1 F8 ②		3	1	0	0	1	2	2
21 Todd Frazier, R (1, 5) OBP: 0.311, SLG: 0.493	B CU 76 B FF 92 S CH 84 X FF 93 2-1 L8 ②		C SI 93 B FF 92 C CU 80 B CH 86 F FF 93 C CU 80 2-3 K ③			B CU 76 F SI 91 F SI 91 S FF 91 1-3 K ①		B FF 91 F SL 79 B SL 82 S SL 84 S SL 82 2-3 K ③		4	0	0	0	0	3	2
53 Melky Cabrera, S (1, 7) OBP: 0.352, SLG: 0.421	X CU 78 0-0 15 2B 1-H 2-H 2B			B SI 92 F SI 92 B FF 92 X CH 84 2-1 P3 ①		C SI 92 B CU 79 C CH 84 X FF 92 1-2 2B				3	1	2	2	0	0	0
15 Brett Lawrie, R (1, 4) OBP: 0.318, SLG: 0.393	X FF 92 0-0 2-H 2B			C SI 93 C CU 78 S CU 78 0-3 K ②		B SI 91 S CU 79 B CU 79 C CU 77 T CU 79 2-2 K ②				3	0	1	1	0	2	1
26 Avisaíl García, R (1, 10) OBP: 0.302, SLG: 0.384	D CH 84 B CH 83 C SI 92 B CH 84 C SI 91 X SI 92 3-2 G1-3 ③			B SI 92 C SI 92 B CU 78 B SI 93 F SI 93 X CU 80 3-2 G5-3 ③		C SI 91 S FF 90 S FF 89 0-3 K ③				3	0	0	0	0	1	2
27 Dioner Navarro, S (1, 2) OBP: 0.260, SLG: 0.331		C SI 90 F CH 84 X CH 83 0-2 G1-3 ①			B SI 92 B SI 92 F SI 92 X CH 85 2-1 F9 ①		B FF 91 C FF 91 B SI 91 X SI 92 2-1 G4-3 ①			3	0	0	0	0	0	0
18 Tyler Saladino, R (1, 6) OBP: 0.273, SLG: 0.376		C CU 76 S CH 84 B FF 90 S CH 85 1-3 K ②			B CU 79 F CH 85 B SI 93 B SI 93 C SI 92 F CH 83 F FF 93 F SI 93 X CU 80 3-2 1 1B 1B		C CU 79 S CH 82 B CU 79 S CU 79 1-3 K ②			3	0	1	0	0	2	0
Inning Stats	R: 3 E: 0 K: 0 S: 15 H: 2 LOB: 1 BB: 2 P: 28	R: 0 E: 0 K: 2 S: 9 H: 0 LOB: 0 BB: 0 P: 11	R: 0 E: 0 K: 2 S: 8 H: 0 LOB: 0 BB: 0 P: 13	R: 0 E: 0 K: 1 S: 8 H: 0 LOB: 0 BB: 0 P: 13	R: 0 E: 0 K: 1 S: 14 H: 2 LOB: 2 BB: 0 P: 23	R: 0 E: 0 K: 3 S: 12 H: 1 LOB: 1 BB: 0 P: 16	R: 0 E: 0 K: 1 S: 7 H: 0 LOB: 0 BB: 0 P: 12	R: 0 E: 0 K: 1 S: 7 H: 0 LOB: 0 BB: 0 P: 10		1B: 2 2B: 3 3B: 0 HR: 0 SF: 0 SAC: 0 DP: 0 HBP: 0						

PITCHER		IP	WLS	BF	H	R	ER	SO	BB	IBB	HBP	BLK	WP	HR	S	P	ERA	WHIP
47 Gio González, L ERA: 3.93	(1, 1)	7.0	L	28	5	3	3	10	2	0	0	0	0	0	73	116	3.86	1.000
27 Shawn Kelley, R ERA: 2.91	(8, 1)	1.0		3	0	0	0	1	0	0	0	0	0	0	7	10	0.00	0.000

PITCHER	IP	WLS	BF	H	R	ER	SO	BB	IBB	HBP	BLK	WP	HR	S	P	ERA	WHIP

BOTTOM

Washington Nationals @ Chicago White Sox

U.S. Cellular Field, Chicago, IL

Thu Jun 09 2016, 8:12 PM - 10:32 PM EDT

Att. 20,014 - Partly Cloudy - 71 F

livebaseballscorecards.com

AB	29
R	3
H	5
RBI	3
BB	2
SO	11
LOB	9

1B: 2
2B: 3
3B: 0
HR: 0
SF: 0
SAC: 0
DP: 0
HBP: 0

WP: 0
PB: 0
SB: 0
CS: 0
PA: 31

Batter	1	2	3	4	5	6	7	8	9	AB	R	H	RBI	BB	SO	LOB
37 Odúbel Herrera, L (1, 8) OBP: 0.420, SLG: 0.425	F FF 94 F FF 95 F FF 95 F CH 90 F FF 96 B FF 95 F CU 83 S CH 90 1-3 ① K	F SL 88 S FF 94 X SL 86 0-2 ③ L6			S FF 95 F CU 82 B CH 90 B SI 95 X CU 83 2-2 ① G4-3			C FF 95 B SL 84 F SL 82 F FF 96 B FF 98 B CH 88 B FF 95 4-2 19 HR BB		3	1	0	0	1	1	2
16 César Hernández, S (1, 4) OBP: 0.299, SLG: 0.332	F FF 95 X SL 90 0-1 ② G3		C CU 81 X CH 88 0-1 7 G5-3 19 HR 1B		B SI 95 C FF 95 S SI 96 B SI 96 F CU 83 F FF 96 F SL 90 X FF 97 2-2 ② G3			B SL 84 C FF 94 T FF 95 F FF 97 B FF 96 S CH 87 2-3 ① K		4	1	1	0	0	1	1
7 Maikel Franco, R (1, 5) OBP: 0.289, SLG: 0.420	F FF 96 C CU 82 B SL 89 S SL 89 1-3 ③ K		X SL 87 0-0 ① G5-3 1-2		X SL 89 0-0 ③ L7			S CH 88 B FF 95 C CH 86 B CH 88 S SL 80 2-3 ② K		4	0	0	0	0	2	2
19 Tommy Joseph, R (1, 3) OBP: 0.333, SLG: 0.677		B SI 95 S SL 89 T FF 94 B CH 89 F SI 96 B SL 89 C SL 88 3-3 ① K	B FF 94 T SL 87 X SL 88 1-1 2-H HR			C SI 94 B SI 96 S CH 90 F FF 97 S SI 96 1-3 ① K		B FF 94 B FF 95 X FF 94 2-0 1-H HR		4	2	2	4	0	2	0
51 Carlos Ruiz, R (1, 2) OBP: 0.310, SLG: 0.360		B FF 95 C FF 96 B SL 86 F FF 96 B CU 82 B FF 97 4-2 13 1B 25 1B BB	C FF 95 F FF 96 B FF 96 S CU 82 1-3 ② K2-3			B FF 95 X SI 96 1-0 ② G6-3		B FF 95 C CH 86 X CH 86 1-1 ③ G1-3		3	1	0	0	1	1	0
13 Freddy Galvis, S (1, 6) OBP: 0.259, SLG: 0.380		C CU 81 B FF 95 S SL 88 F FF 95 X CH 90 1-2 25 1B 2 1B 1-2 1B	F FF 94 X CU 82 0-1 ③ G4-3			B SI 95 B SL 90 F FF 96 B CH 91 C SI 96 C FF 97 3-3 ③ K			X FF 91 0-0 ① L9	4	1	1	0	0	1	0
25 Cody Asche, L (1, 7) OBP: 0.250, SLG: 0.261		C CH 89 X FF 95 0-1 58 SH1-4 2 1B 1-3 2-H 1B	B FF 93 B SL 89 B SI 95 C FF 94 X FF 95 3-1 ① F7				B SI 94 F SI 95 C CU 82 B SI 94 F SI 96 S CH 91 2-3 ① K		C FF 91 F FF 92 B FF 92 B FS 86 B FF 92 F FF 92 S FS 87 3-3 ② K	4	0	1	1	0	2	0
2 Tyler Goeddel, R (1, 9) OBP: 0.287, SLG: 0.380		B SL 87 X SL 88 1-0 58 SH1-4 1-2 3-H 1B	C FF 95 S SL 90 B SI 96 T CH 90 1-2 ② K			X SI 96 0-0 ② G6-3			B FF 90 B FF 92 B FF 91 B FF 91 4-0 4 DI BB	3	0	1	1	1	1	0
58 Jeremy Hellickson, R (1, 1) OBP: 0.278, SLG: 0.133 41 Jimmy Paredes, S (7, PH) OBP: 0.278, SLG: 0.471 57 Luis García, R (7, 1) 4 Andrés Blanco, S (9, PH) OBP: 0.337, SLG: 0.487		X FF 93 0-0 ② SH1-4 1-2 2-3	C SI 95 B FF 96 F FF 96 C FF 95 1-3 ③ K			B FF 94 B CH 88 S FF 95 F CU 83 S CH 91 2-3 ③ K		B FS 86 F FF 92 F SL 80 X FS 87 1-2 ③ G1-3 1-2		1 1 0 1	0 0 0 0	0 0 0 0	0 0 0 0	1 1 0 0	0 0 0 0	0 0 0 1

Inning Stats	1	2	3	4	5	6	7	8	9
	R: 0 E: 0 K: 2 S: 12	R: 2 E: 0 K: 1 S: 17	R: 2 E: 0 K: 1 S: 10	R: 0 E: 0 K: 2 S: 8	R: 0 E: 0 K: 0 S: 10	R: 0 E: 0 K: 2 S: 8	R: 0 E: 0 K: 2 S: 8	R: 2 E: 0 K: 2 S: 13	R: 0 E: 0 K: 1 S: 8
	H: 0 LOB: 0 BB: 0 P: 14	H: 3 LOB: 2 BB: 1 P: 26	H: 2 LOB: 0 BB: 0 P: 12	H: 0 LOB: 0 BB: 0 P: 13	H: 0 LOB: 0 BB: 0 P: 14	H: 0 LOB: 0 BB: 0 P: 13	H: 0 LOB: 0 BB: 0 P: 12	H: 1 LOB: 0 BB: 1 P: 24	H: 0 LOB: 1 BB: 1 P: 16

1B: 4 SF: 0
2B: 0 SAC: 1
3B: 0 DP: 0
HR: 2 HBP: 0

WP: 0 PA: 36
PB: 0
SB: 0
CS: 0

PITCHER		IP	WLS	BF	H	R	ER	SO	BB	IBB	HBP	BLK	WP	HR	S	P	ERA	WHIP
37 Stephen Strasburg, R ERA: 3.03	(1, 1)	7.0	W	27	5	4	4	10	1	0	0	0	0	1	73	104	5.14	0.857
73 Felipe Vázquez, L ERA: 5.46	(8, 1)	1.0		5	1	2	2	2	1	0	0	0	0	1	13	24	18.00	2.000
58 Jonathan Papelbon, R ERA: 3.04	(9, 1)	1.0	S	4	0	0	0	1	1	0	0	0	0	0	8	16	0.00	1.000

PITCHER		IP	WLS	BF	H	R	ER	SO	BB	IBB	HBP	BLK	WP	HR	S	P	ERA	WHIP

TOP

Philadelphia Phillies @ Washington Nationals

Nationals Park, Washington, DC

Fri Jun 10 2016, 7:09 PM - 9:59 PM EDT

Att. 37,941 - Partly Cloudy - 81 F

livebaseballscorecards.com

AB	32
R	6
H	6
RBI	6
BB	3
SO	13
LOB	6

Batter	1	2	3	4	5	6	7	8	9	AB	R	H	RBI	BB	SO	LOB
9 Ben Revere, L (1, 8) (8, 7) OBP: 0.256, SLG: 0.270	C FF 89 B FF 91 X FF 90 1-1 F8 ①		C SL 85 B FF 91 B CU 76 X FF 90 2-1 28 2B 2-3 1B		X FF 89 0-0 34 BB 20 2B 1B	C CU 74 X CU 77 0-1 G4-3 ③		C SL 83 B FF 96 B SI 96 X SI 96 2-1 G4-3 ②		5	2	2	0	0	0	0
28 Jayson Werth, R (1, 7) OBP: 0.299, SLG: 0.443 3 Michael Taylor, R (8, 8) OBP: 0.240, SLG: 0.336	B FF 90 B FF 91 B FF 91 C FF 91 B CH 81 4-1 34 G4-3 BB		C CH 81 S CH 82 1 SAFE B SL 83 X CH 83 1-2 1-H 3-H 2B		B FF 90 X CH 82 1-0 F8 ①		B SI 98 B FF 98 F FF 98 B FF 98 B FF 97 4-1 20 2B BB	S SL 84 C SL 85 B FF 97 B FF 97 F SL 85 X SL 86 2-2 F7 ③		2 1	1 0	1 0	2 0	2 0	0 0	1 0
34 Bryce Harper, L (1, 9) OBP: 0.410, SLG: 0.514	B FF 90 B FF 90 C CU 75 1 SAFE S CH 80 X CU 80 2-2 G4-3 ② 1-2		S CH 83 B SL 87 D CU 78 S CH 83 B CH 82 B CU 77 4-2 20 G4-6-3 BB		B CH 80 1 SAFE B SI 89 B SI 90 1 SAFE B CH 81 4-0 20 2B 1-2 BB		S SI 98 X SL 86 0-1 F8 ①			2	1	0	0	2	0	2
20 Daniel Murphy, L (1, 4) OBP: 0.414, SLG: 0.624	C CH 80 X CH 79 0-1 G3 ③		B SI 90 X CH 82 1-0 G4-6-3 ②③ 1-2f		C CU 75 F SI 91 X FF 91 0-2 1-H 2-H 2B		D SL 84 1 SAFE C SI 97 S SI 96 1 SAFE X FF 99 1-2 10 2B 1-H 2B			4	1	2	3	0	0	3
11 Ryan Zimmerman, R (1, 3) OBP: 0.306, SLG: 0.442		C FF 90 S CH 81 C CH 82 0-3 K ①		B CH 82 B CH 81 X FF 90 2-0 L9 ①	B SI 90 B FF 90 F SL 85 D CH 81 S CH 83 X CH 82 3-2 G6-3 ②		B FF 98 S SL 86 B SI 97 D FF 98 X SL 85 3-1 G6-3 ②			4	0	0	0	0	1	2
40 Wilson Ramos, R (1, 2) OBP: 0.395, SLG: 0.567		C SI 90 B SL 86 X CH 82 1-1 G5-3 ②		B SI 90 F SI 89 B SL 81 X FF 90 2-1 HR	S CU 78 B CH 81 S CU 78 B CU 78 X CH 83 2-2 G5-3 ③		D SL 87 C FF 97 B SL 87 B FF 96 B FF 96 4-1 10 2B BB			3	1	1	1	1	0	1
10 Stephen Drew, L (1, 5) OBP: 0.279, SLG: 0.500		C FF 90 F CU 78 B CU 77 F FF 91 B CU 78 X SL 86 2-2 G3-1 ③		C SL 84 X SL 84 0-1 HR	C CH 81 B CU 76 X CH 81 1-1 L4 ①		F SI 96 B SL 87 X SI 96 1-1 1-3 2-H 2B			4	1	2	2	0	0	0
8 Danny Espinosa, S (1, 6) OBP: 0.300, SLG: 0.393			C FF 90 X FF 90 0-1 9 1B 37 SH1-4 28 2B 1B	X FF 89 0-0 37 B2-6-4 1B	B CU 72 F SL 84 F CH 81 B SI 89 F FF 90 F SL 85 B FF 90 X CH 82 3-2 HR		B FF 97 C SL 84 C SI 98 B FF 97 S SL 87 2-3 K ③			4	2	3	1	0	1	2
37 Stephen Strasburg, R (1, 1) OBP: 0.156, SLG: 0.156 73 Felipe Vázquez, L (8, 1) 25 Clint Robinson, L (8, PH) OBP: 0.273, SLG: 0.351 58 Jonathan Papelbon, R (9, 1)			X FF 90 0-0 SH1-4 ① 1-2	X CU 74 0-0 B2-6-4 ②③ 1-2f	F FF 89 F SI 89 S CU 78 0-3 K ②			X SL 84 0-0 P3 ①		2 0 0 1 0	0 0 0 0 0	0 0 0 0 0	0 0 0 0 0	0 0 0 0 0	1 0 0 0 0	1 0 0 0 0
Inning Stats	R: 0 E: 0 K: 0 S: 8 H: 0 LOB: 1 BB: 1 P: 15	R: 0 E: 0 K: 1 S: 9 H: 0 LOB: 0 BB: 0 P: 12	R: 2 E: 0 K: 0 S: 11 H: 3 LOB: 1 BB: 1 P: 19	R: 2 E: 0 K: 0 S: 7 H: 3 LOB: 0 BB: 0 P: 11	R: 2 E: 0 K: 0 S: 11 H: 2 LOB: 1 BB: 1 P: 21	R: 1 E: 0 K: 1 S: 12 H: 1 LOB: 0 BB: 0 P: 16	R: 2 E: 0 K: 1 S: 14 H: 2 LOB: 2 BB: 2 P: 29	R: 0 E: 0 K: 0 S: 7 H: 0 LOB: 0 BB: 0 P: 11		1B: 4 2B: 4 3B: 0 HR: 3 SF: 0 SAC: 1 DP: 2 HBP: 0						

PITCHER		IP	WLS	BF	H	R	ER	SO	BB	IBB	HBP	BLK	WP	HR	S	P	ERA	WHIP
58 Jeremy Hellickson, R ERA: 4.34	(1, 1)	6.0	L	28	9	7	7	2	3	0	0	0	0	3	58	94	10.50	2.000
57 Luis García, R ERA: 6.0	(7, 1)	2.0		10	2	2	2	1	2	0	0	0	0	0	21	40	9.00	2.000

PITCHER	IP	WLS	BF	H	R	ER	SO	BB	IBB	HBP	BLK	WP	HR	S	P	ERA	WHIP

BOTTOM

Philadelphia Phillies @ Washington Nationals

Nationals Park, Washington, DC

Fri Jun 10 2016, 7:09 PM - 9:59 PM EDT

Att. 37,941 - Partly Cloudy - 81 F

livebaseballscorecards.com

AB	32
R	9
H	11
RBI	9
BB	5
SO	3
LOB	12

WP: 0 PA: 38
PB: 0
SB: 0
CS: 0

Batter	1	2	3	4	5	6	7	8	9	AB	R	H	RBI	BB	SO	LOB
37 Odúbel Herrera, L (1, 8) OBP: 0.421, SLG: 0.424	B SI 92 X SI 92 1-0 ① P6		L SI 94 H SI 92 1-1 7 1B HBP		C CU 75 B SI 93 L SI 91 F CU 79 X SI 94 1-2 ③ F8			B SI 94 F SI 95 S KC 79 X KC 79 1-2 13 FC4-6 1B		3	0	1	0	0	0	0
13 Freddy Galvis, S (1, 6) OBP: 0.254, SLG: 0.373	C SI 93 B SI 92 X CU 76 1-1 ② F8		1 SAFE B SI 93 X SI 92 1-0 ① F7			C SI 90 C SI 90 S SI 92 0-3 ① K		D SI 94 X SI 93 1-0 ① FC4-6 7 WP 1-2f		4	0	0	0	0	1	2
7 Maikel Franco, R (1, 5) OBP: 0.296, SLG: 0.423	C FF 93 B SI 92 F SI 92 B CH 85 X SL 87 2-2 1B		B SI 92 F SI 92 S SI 93 X SI 93 1-2 19 L3 1B 1-3			B SI 92 C FF 92 C CU 76 B CH 84 C SI 94 2-3 ② K		B KC 81 B CH 85 B SI 93 C SI 94 B SI 93 4-1 BB 1-2		3	0	2	0	1	1	0
19 Tommy Joseph, R (1, 3) OBP: 0.329, SLG: 0.652	B SI 92 B SI 92 C SI 93 F SI 92 X CU 78 2-2 ③ F8		X SL 86 0-0 ② ③ L3 1-1			C SI 93 B CU 78 B SI 93 X SL 86 2-1 1B		F SI 94 S KC 80 C SI 94 0-3 ② K		4	0	1	0	0	1	5
25 Cody Asche, L (1, 7) OBP: 0.286, SLG: 0.269		B SI 90 B CH 82 B SI 90 C SI 90 X SI 92 3-1 29 2B 1B		B SI 91 B CH 82 B SI 90 C FF 90 B SI 91 4-1 29 G5-4-3 BB		C SI 92 F CU 76 X SI 92 0-2 ③ F9		X SI 94 0-0 ③ G4-3		3	0	1	0	1	0	3
29 Cameron Rupp, R (1, 2) OBP: 0.301, SLG: 0.445		C SI 92 S SI 92 B SL 85 D SL 85 X SI 92 2-2 1-3 2B	C SI 92 X CU 76 0-1 ① ② G5-4-3 1-2f			C SI 88 F SL 83 B SI 93 C SI 92 1-3 ① K		F SI 95 B SI 95 S SI 94 B SL 88 C SI 95 2-3 ① K		4	0	1	0	0	2	1
16 César Hernández, S (1, 4) OBP: 0.296, SLG: 0.328 59 Elvis Araujo, L (4, 1) 2 Tyler Goeddel, R (5, 9) OBP: 0.290, SLG: 0.382		C SI 92 F SI 92 D CU 79 S SI 94 1-3 ① K	B CU 76 C SI 92 C SI 93 S CU 78 1-3 ③ K			C FF 92 F CU 76 F SI 92 F FF 93 F CU 75 B CH 85 B SI 93 X SL 85 2-2 41 WP 1B		C SI 95 X SI 96 0-1 ② G1-3		2 0 2	0 0 0	0 0 1	0 0 0	0 0 0	2 0 0	2 0 0
27 Aaron Nola, R (1, 1) OBP: 0.125, SLG: 0.091 4 Andrés Blanco, S (4, 4) OBP: 0.326, SLG: 0.468		C SL 87 B SI 93 C SL 86 B SI 94 S SL 88 2-3 ② K			C SI 90 X CU 77 0-1 ① G4-3	B SI 91 X SI 91 1-0 ② P4		B SI 95 F SI 94 F CH 87 S SL 88 1-3 ③ K		1 3	0 0	0 0	0 0	0 0	1 1	2 1
17 Peter Bourjos, R (1, 9) OBP: 0.223, SLG: 0.278 38 Andrew Bailey, R (5, 1) 41 Jimmy Paredes, S (7, PH) OBP: 0.270, SLG: 0.457 30 David Hernandez, R (7, 1) 50 Héctor Neris, R (8, 1)		S SL 86 B SL 85 C SI 94 F SL 86 B SI 93 S CU 79 2-3 ③ K2-3			C SI 91 B SI 91 F CU 76 B SL 85 B SI 92 X SI 93 3-2 ② G5-3	C CU 74 B CH 83 X CH 82 1-1 ③ G3-1 1-2				2 0 1 0 0	0 0 0 0 0	0 0 0 0 0	0 0 0 0 0	1 0 0 0 0	2 0 1 0 0	2 0 1 0 0
Inning Stats	R: 0 E: 0 K: 0 S: 9 H: 1 LOB: 1 BB: 0 P: 15	R: 0 E: 0 K: 3 S: 15 H: 2 LOB: 2 BB: 0 P: 25	R: 0 E: 0 K: 0 S: 6 H: 1 LOB: 1 BB: 0 P: 9	R: 0 E: 0 K: 1 S: 6 H: 0 LOB: 0 BB: 1 P: 11	R: 0 E: 0 K: 0 S: 9 H: 0 LOB: 0 BB: 0 P: 13	R: 0 E: 0 K: 2 S: 11 H: 1 LOB: 1 BB: 0 P: 15	R: 0 E: 0 K: 1 S: 12 H: 1 LOB: 1 BB: 0 P: 17	R: 0 E: 0 K: 1 S: 9 H: 1 LOB: 2 BB: 1 P: 15	R: 0 E: 0 K: 2 S: 8 H: 0 LOB: 0 BB: 0 P: 11	1B: 6 2B: 2 3B: 0 HR: 0		SF: 0 SAC: 0 DP: 2 HBP: 1			WP: 2 PB: 0 SB: 0 CS: 0	PA: 35

PITCHER		IP	WLS	BF	H	R	ER	SO	BB	IBB	HBP	BLK	WP	HR	S	P	ERA	WHIP
57 Tanner Roark, R ERA: 2.93	(1, 1)	7.0	W	27	6	0	0	7	1	0	1	0	1	0	68	105	0.00	1.000
36 Sammy Solís, L ERA: 1.5	(8, 1)	1.0		5	1	0	0	1	1	0	0	0	1	0	9	15	0.00	2.000
45 Blake Treinen, R ERA: 2.3	(9, 1)	1.0		3	0	0	0	2	0	0	0	0	0	0	8	11	0.00	0.000

PITCHER	IP	WLS	BF	H	R	ER	SO	BB	IBB	HBP	BLK	WP	HR	S	P	ERA	WHIP

TOP

Philadelphia Phillies @ Washington Nationals

Nationals Park, Washington, DC

Sat Jun 11 2016, 12:06 PM - 3:02 PM EDT

Att. 38,044 - Partly Cloudy - 84 F

livebaseballscorecards.com

AB	32
R	0
H	7
RBI	0
BB	2
SO	10
LOB	19

BOTTOM

Philadelphia Phillies @ Washington Nationals
Nationals Park, Washington, DC
Sat Jun 11 2016, 12:06 PM - 3:02 PM EDT
Att. 38,044 - Partly Cloudy - 84 F

livebaseballscorecards.com

Batter	1	2	3	4	5	6	7	8	9	AB	R	H	RBI	BB	SO	LOB
9 Ben Revere, L (1, 7) OBP: 0.261, SLG: 0.283	G3	L7		2B		L4		2B		5	0	2	1	0	0	2
3 Michael Taylor, R (1, 8) OBP: 0.252, SLG: 0.351	34 BB 1B	34 1B 1B		G5-3		K		1-3 2B		5	0	3	1	0	1	1
34 Bryce Harper, L (1, 9) OBP: 0.410, SLG: 0.508 45 Blake Treinen, R (9, 1)	20 G6-4-3 BB	1B		K		P6		G4-3		4 0	0 0	1 0	1 0	1 0	1 0	3 0
20 Daniel Murphy, L (1, 4) OBP: 0.411, SLG: 0.617	G6-4-3	F7			40 FC6-4 1B		L7			4	0	1	0	0	0	4
40 Wilson Ramos, R (1, 2) OBP: 0.392, SLG: 0.557		6 FC4-6 25 10 1B 1B HBP	K		FC6-4 25 6 1B 2B		P4			3	2	0	0	0	1	1
25 Clint Robinson, L (1, 3) OBP: 0.300, SLG: 0.377		6 FC4-6 1B	1B		6 2B 1B		G6-3			4	1	3	0	0	0	0
6 Anthony Rendon, R (1, 5) OBP: 0.345, SLG: 0.410		FC4-6 10 1B 57 SH	K		10 SF9 2B			K		4	2	1	2	0	2	3
10 Stephen Drew, L (1, 6) OBP: 0.292, SLG: 0.500		57 SH 3 1B 1B	K		SF9			14 2B BB		2	1	1	2	1	1	1
57 Tanner Roark, R (1, 1) 36 Sammy Solís, R (8, 1) 14 Chris Heisey, R (8, PH) (9, 9) OBP: 0.317, SLG: 0.491		SH 3 1B 34 1B		G5-3	F7			9 1B 2B		2 0 1	1 0 1	0 0 1	1 0 1	0 0 0	0 0 0	0 0 0
Inning Stats	R: 0 E: 0 K: 0 S: 9 H: 1 LOB: 1 BB: 1 P: 20	R: 4 E: 0 K: 0 S: 19 H: 4 LOB: 2 BB: 0 P: 30	R: 0 E: 0 K: 3 S: 13 H: 1 LOB: 1 BB: 0 P: 19	R: 0 E: 0 K: 1 S: 12 H: 1 LOB: 1 BB: 0 P: 17	R: 3 E: 0 K: 0 S: 19 H: 3 LOB: 0 BB: 0 P: 25	R: 0 E: 0 K: 1 S: 9 H: 0 LOB: 0 BB: 0 P: 13	R: 0 E: 0 K: 0 S: 5 H: 0 LOB: 0 BB: 0 P: 6	R: 1 E: 0 K: 1 S: 13 H: 3 LOB: 2 BB: 1 P: 23		1B: 9 2B: 4 3B: 0 HR: 0	SF: 1 SAC: 1 DP: 1 HBP: 1			WP: 0 PB: 0 SB: 0 CS: 0		PA: 39	

PITCHER	IP	WLS	BF	H	R	ER	SO	BB	IBB	HBP	BLK	WP	HR	S	P	ERA	WHIP
27 Aaron Nola, R (1, 1) ERA: 2.98	3.2	L	20	7	4	4	3	1	0	1	0	0	0	50	82	9.82	2.182
59 Elvis Araujo, L (4, 1) ERA: 4.58	0.2		4	2	2	2	1	0	0	0	0	0	0	12	18	27.00	3.000
38 Andrew Bailey, R (5, 1) ERA: 4.29	1.2		6	1	1	1	1	0	0	0	0	0	0	19	24	5.40	0.600
30 David Hernandez, R (7, 1) ERA: 2.57	1.0		3	0	0	0	0	0	0	0	0	0	0	5	6	0.00	0.000
50 Héctor Neris, R (8, 1) ERA: 2.48	1.0		6	3	1	1	1	1	0	0	0	0	0	13	23	9.00	4.000

PITCHER	IP	WLS	BF	H	R	ER	SO	BB	IBB	HBP	BLK	WP	HR	S	P	ERA	WHIP

AB	34
R	8
H	13
RBI	8
BB	2
SO	6
LOB	15

Batter	1	2	3	4	5	6	7	8	9	AB	R	H	RBI	BB	SO	LOB
37 Odúbel Herrera, L (1, 8) OBP: 0.418, SLG: 0.425	C SI 94 X SI 93 0-1 ① L8		C SL 83 B SL 82 F SI 94 S SL 84 1-3 ③ K			X SI 90 0-0 ① 13 1B 2B 2-H		1 SAFE S KC 79 B KC 79 1 SAFE 1 SAFE X SI 93 1-1 ② FC6-4 1-2f		4	1	1	1	0	1	1
13 Freddy Galvis, S (1, 6) OBP: 0.254, SLG: 0.371	B SI 94 F SI 92 S SL 83 B SI 93 F SL 84 F SI 94 F SL 84 F SI 95 B SI 90 3-3 ② K			B SI 92 C SI 91 B SI 93 X SL 83 2-1 ① F9		B SL 81 S SL 80 X SI 91 1-1 19 G5-4-3 1B 2-H		1 SAFE F KC 81 1 SAFE F SI 92 1 SAFE 1 SAFE B SI 91 T KC 80 1-2 ③ K		4	0	1	1	0	2	1
7 Maikel Franco, R (1, 5) OBP: 0.300, SLG: 0.438	X SI 95 0-0 1B			C SI 93 X SL 84 0-1 ② G5-3		S SL 83 F SL 82 S SL 85 0-3 ① K			C FF 90 F FF 89 B FF 91 B FF 91 X SL 79 2-2 HR	4	1	2	1	0	1	1
19 Tommy Joseph, R (1, 3) OBP: 0.312, SLG: 0.616	B SL 84 F SI 93 F SI 92 S SL 85 1-3 ③ K			B SL 86 F SL 85 F SI 92 C SI 94 1-3 ③ K		X SI 91 0-0 ② ③ G5-4-3 1-2f			B FF 90 B FF 88 B SL 78 X FF 88 3-0 ① P4	4	0	0	0	0	2	2
41 Jimmy Paredes, S (1, 9) OBP: 0.244, SLG: 0.410 (7, 7) 2 Tyler Goeddel, R (9, 7) OBP: 0.290, SLG: 0.382		B SI 90 C CH 87 F CH 87 X SL 83 1-2 ① L3			X SI 91 0-0 E6 29 G6-4-3		B SL 79 S SL 80 L SL 89 F SL 81 B SI 92 X SL 82 2-2 ① P5		C FF 89 B FS 82 X FS 81 1-1 ② G6-3	4 0	0 0	0 0	0 0	0 0	0 0	0 0
29 Cameron Rupp, R (1, 2) OBP: 0.293, SLG: 0.433		B SI 93 B SL 85 X SI 93 2-0 ② G4-3			B SI 91 S SL 82 B SI 90 X SL 83 2-1 ① ② G6-4-3 1-2f		B SI 93 B SL 84 C SI 91 F SI 92 B SL 83 F SL 83 F SI 92 F SI 92 X SL 84 3-2 ② G1-3		B FF 88 B FS 88 X SL 78 2-0 ③ G3	4	0	0	0	0	0	1
25 Cody Asche, L (1, 7) OBP: 0.290, SLG: 0.379 30 David Hernandez, R (7, 1) 46 Jeanmar Gómez, R (9, 1)		B SI 92 S SL 83 B SI 92 B SI 93 C SI 94 S SL 83 3-3 ③ K			C SL 80 B SI 91 X CH 86 1-1 HR		B SI 92 B SI 92 S SL 82 B SL 80 X SL 79 3-1 ③ G6-3			3 0 0	1 0 0	1 0 0	1 0 0	0 0 0	1 0 0	0 0 0
16 César Hernández, S (1, 4) OBP: 0.292, SLG: 0.324			X SI 93 0-0 ① G4-3		S SI 93 S SL 84 S SL 83 0-3 ③ K			L SI 93 F KC 79 X SI 93 0-2 ① L4		3	0	0	0	0	1	0
39 Adam Morgan, L (1, 1) OBP: 0.067, SLG: 0.133 17 Peter Bourjos, R (7, 9) OBP: 0.228, SLG: 0.283			B SI 94 C SI 93 F SI 94 B SL 83 B SL 82 C SI 93 3-3 ② K			B SI 89 B SI 90 C SI 90 L SI 90 X SI 91 2-2 37 2B 2B		S SI 93 C SI 94 F KC 80 F KC 79 B SI 94 F SI 94 B CH 86 X KC 78 2-2 37 FC6-4 1B		2 1	1 0	1 1	0 0	0 0	1 0	0 0
Inning Stats	R: 0 E: 0 K: 2 S: 13 H: 1 LOB: 1 BB: 0 P: 17	R: 0 E: 0 K: 1 S: 7 H: 0 LOB: 0 BB: 0 P: 13	R: 0 E: 0 K: 2 S: 7 H: 0 LOB: 0 BB: 0 P: 11	R: 0 E: 0 K: 1 S: 7 H: 0 LOB: 0 BB: 0 P: 10	R: 1 E: 1 K: 1 S: 8 H: 1 LOB: 0 BB: 0 P: 11	R: 2 E: 0 K: 1 S: 10 H: 3 LOB: 0 BB: 0 P: 13	R: 0 E: 0 K: 0 S: 12 H: 0 LOB: 0 BB: 0 P: 20	R: 0 E: 0 K: 1 S: 14 H: 1 LOB: 1 BB: 0 P: 18	R: 1 E: 0 K: 0 S: 7 H: 1 LOB: 0 BB: 0 P: 15	1B: 3 2B: 2 3B: 0 HR: 2 SF: 0 SAC: 0 DP: 2 HBP: 0						

TOP

Philadelphia Phillies @ Washington Nationals
Nationals Park, Washington, DC
Sun Jun 12 2016, 4:07 PM - 7:03 PM EDT
Att. 34,294 - Sunny - 90 F

livebaseballscorecards.com

AB	33
R	4
H	7
RBI	4
BB	0
SO	9
LOB	6

WP: 0 PA: 33
PB: 0
SB: 0
CS: 0

PITCHER		IP	WLS	BF	H	R	ER	SO	BB	IBB	HBP	BLK	WP	HR	S	P	ERA	WHIP
41 Joe Ross, R ERA: 3.01	(1, 1)	7.0		25	5	3	3	8	0	0	0	0	0	1	64	95	3.86	0.714
36 Sammy Solís, L ERA: 1.42	(8, 1)	1.0		4	1	0	0	1	0	0	0	0	0	0	14	18	0.00	1.000
58 Jonathan Papelbon, R ERA: 3.28	(9, 1)	1.0	W	4	1	1	1	0	0	0	0	0	0	1	7	15	9.00	1.000

PITCHER	IP	WLS	BF	H	R	ER	SO	BB	IBB	HBP	BLK	WP	HR	S	P	ERA	WHIP

BOTTOM

Batter	1	2	3	4	5	6	7	8	9	AB	R	H	RBI	BB	SO	LOB
3 Michael Taylor, R (1, 8) OBP: 0.252, SLG: 0.348	B FF 89 X FF 90 1-0 20 BB 28 BB 11 SF9 1B	C SL 82 X SL 83 0-1 ② G6-3			S CH 79 B CH 78 F FF 91 B SL 82 B SL 81 F FF 93 F CH 80 C SL 80 3-3 ① K		F CU 81 S CU 82 B CU 82 X CU 81 1-2 ③ FC6 1-2f		B CH 79 B CH 82 F SI 91 B SI 91 B SI 91 4-1 28 1B 1-2 2-3 BB	4	1	1	0	0	1	1
25 Clint Robinson, L (9, PH) OBP: 0.310, SLG: 0.377										0	0	0	0	1	0	0
28 Jayson Werth, R (1, 7) OBP: 0.310, SLG: 0.446	1 SAFE B FF 89 C FF 90 B SL 78 B FF 91 B FF 90 4-1 11 SF9 20 BB 40 SF8 1-2 BB	B SL 82 C CH 81 C FF 91 X SL 83 1-2 1B			B FF 92 B FF 92 B SL 81 C FF 91 S CH 78 S SL 82 3-3 ② K			B FF 94 B FF 94 B FF 95 C FF 94 C FF 93 B CU 82 4-2 BB	C SI 93 B SI 94 B CH 87 C SI 93 X SI 95 2-2 1-2 2-H 3-H 1B	3	1	2	2	2	1	0
20 Daniel Murphy, L (1, 4) OBP: 0.409, SLG: 0.609	D FF 90 D SL 85 C FF 92 B FF 92 C FF 92 D FF 92 4-2 40 SF8 11 SF9 1-2 2-3 BB	C SL 85 X FF 90 0-1 ③ G4-3			B CU 76 C CU 76 S CH 80 F FF 93 F FF 92 S FF 94 1-3 ③ K			B FF 94 X FF 93 1-0 ① L7		3	0	0	0	1	1	2
11 Ryan Zimmerman, R (1, 3) OBP: 0.301, SLG: 0.436	S SL 84 C CH 81 B FF 92 D SL 81 F SL 86 F FF 92 X SL 80 2-2 ① SF9 1-2 2-3 3-H		F FF 91 X SL 82 0-1 ① G6-3			C FF 91 C FF 91 X FF 92 0-2 ① L9		B FF 94 1 SAFE C FF 93 1 SAFE F CU 82 F CU 82 S CU 82 1-3 ② K		3	0	0	1	0	1	1
40 Wilson Ramos, R (1, 2) OBP: 0.383, SLG: 0.548	C SL 82 X FF 93 0-1 ② SF8 2-3 3-H		B SL 82 F SL 83 X CH 81 1-1 ② G5-3			C CU 76 S CU 76 S SL 82 0-3 ② K		B FF 94 X CU 81 1-0 ③ L7		3	0	0	1	0	1	1
6 Anthony Rendon, R (1, 5) OBP: 0.344, SLG: 0.405	B FF 91 B FF 91 B FF 91 B FF 90 4-0 14 FC4 BB		C SL 81 C SL 84 B SL 82 C FF 92 1-3 ③ K			F FF 93 F SL 83 B SL 80 F FF 93 C FF 92 1-3 ③ K			C SI 91 M SI 92 B SL 85 B CH 85 F SI 93 X SI 92 2-2 ① F7	3	0	0	0	1	2	0
14 Chris Heisey, R (1, 9) OBP: 0.318, SLG: 0.500	C CH 80 S CH 79 B FF 91 F SL 81 1 SAFE B CH 81 X FF 92 2-2 ③ FC4 1-2f			B CU 74 X FF 91 1-0 8 CS 2B			B CH 76 S CH 76 B FF 90 S SL 76 S SL 77 2-3 ① K		B CH 80 B CH 80 C SI 91 B SI 90 F SI 90 X CH 85 3-2 25 BB 8 1B 28 1B 1B	3	0	1	0	0	1	2
34 Bryce Harper, L (9, PH) OBP: 0.412, SLG: 0.511										1	1	1	0	0	0	0
8 Danny Espinosa, S (1, 6) OBP: 0.304, SLG: 0.410		X FF 89 0-0 HR			C CH 80 F SL 83 S SL 80 0-3 ①② K 2-3		B CU 72 F FF 91 B CH 78 B SL 80 X FF 92 3-1 ② P5		S SI 89 F CH 84 1 SAFE B CH 84 F CH 79 F SI 90 X CH 84 1-2 25 BB 28 1B 1-2 1B	4	2	2	1	0	1	1
41 Joe Ross, R (1, 1) OBP: 0.286, SLG: 0.240 36 Sammy Solís, R (8, 1) 58 Jonathan Papelbon, R (9, 1) 9 Ben Revere, L (9, PH) OBP: 0.259, SLG: 0.281		X FF 90 0-0 ① F7			B FF 90 X FF 90 1-0 ③ L8		B CH 78 C FF 92 B CU 81 X FF 91 2-1 3 FC6 1B		B CH 79 F SI 91 C CH 83 X CH 85 1-2 ② L7	3	0	1	0	0	0	0
										0	0	0	0	0	0	0
										0	0	0	0	0	0	0
										1	0	0	0	0	0	2
Inning Stats	R: 2 E: 0 K: 0 S: 15 H: 1 LOB: 2 BB: 3 P: 32	R: 1 E: 0 K: 0 S: 9 H: 2 LOB: 1 BB: 0 P: 10	R: 0 E: 0 K: 1 S: 7 H: 0 LOB: 0 BB: 0 P: 9	R: 0 E: 0 K: 1 S: 5 H: 1 LOB: 0 BB: 0 P: 7	R: 0 E: 0 K: 3 S: 13 H: 0 LOB: 0 BB: 0 P: 20	R: 0 E: 0 K: 2 S: 10 H: 0 LOB: 0 BB: 0 P: 11	R: 0 E: 0 K: 1 S: 10 H: 1 LOB: 1 BB: 0 P: 18	R: 0 E: 0 K: 1 S: 8 H: 0 LOB: 1 BB: 1 P: 15	R: 2 E: 0 K: 0 S: 19 H: 3 LOB: 2 BB: 1 P: 32	1B: 6 2B: 1 3B: 0 HR: 1 SF: 2 SAC: 0 DP: 0 HBP: 0						WP: 0 PB: 0 SB: 0 CS: 1 PA: 38	

PITCHER	IP	WLS	BF	H	R	ER	SO	BB	IBB	HBP	BLK	WP	HR	S	P	ERA	WHIP
39 Adam Morgan, L (1, 1) ERA: 6.33	6.2		27	5	3	3	8	3	0	0	0	0	1	66	103	4.05	1.200
30 David Hernandez, R (7, 1) ERA: 2.45	1.1		5	0	0	0	1	1	0	0	0	0	0	11	19	0.00	0.750
46 Jeanmar Gómez, R (9, 1) ERA: 3.13	0.2	L	6	3	2	2	0	1	0	0	0	0	0	19	32	27.00	6.000

PITCHER	IP	WLS	BF	H	R	ER	SO	BB	IBB	HBP	BLK	WP	HR	S	P	ERA	WHIP

Philadelphia Phillies @ Washington Nationals
Nationals Park, Washington, DC
Sun Jun 12 2016, 4:07 PM - 7:03 PM EDT
Att. 34,294 - Sunny - 90 F

livebaseballscorecards.com

AB	31
R	5
H	8
RBI	5
BB	5
SO	9
LOB	10

Batter	1	2	3	4	5	6	7	8	9	AB	R	H	RBI	BB	SO	LOB
24 Dexter Fowler, S (1, 8) OBP: 0.397, SLG: 0.487	B FF 92 C FF 93 F FF 94 S SL 89 1-3 ① K			B CU 80 C CH 86 F FF 95 F FF 95 B CH 85 F FF 96 B FC 91 S CH 87 3-3 ① K		S CH 84 B FF 93 C FF 94 S FF 96 1-3 ③ K			S SL 86 F FF 94 X SL 87 0-2 ② G3-1	4	0	0	0	0	3	0
22 Jason Heyward, L (1, 9) OBP: 0.331, SLG: 0.340	C FF 94 B FF 94 F SL 89 C FF 96 1-3 ② K			B FF 96 C CU 81 X FF 96 1-1 ② G3-1			X FF 92 0-0 ① F8		C FF 94 C SL 86 S SL 85 0-3 ③ K	4	0	0	0	0	2	0
17 Kris Bryant, R (1, 5) (8, 7) OBP: 0.361, SLG: 0.521	B SL 86 F FF 95 S SL 87 B CH 85 B FF 96 C FF 96 3-3 ③ K			B FC 88 X FF 95 1-0 ③ P6			C FF 92 B SL 87 S CH 85 B FF 95 S SL 87 2-3 ② K			3	0	0	0	0	2	0
44 Anthony Rizzo, L (1, 3) OBP: 0.386, SLG: 0.530		B FF 93 B CH 83 F CH 84 F FF 95 S FF 96 2-3 ① K			B CU 79 B FF 94 X FF 95 2-0 ① F7		B CU 79 F FF 93 C FF 94 X FF 94 1-2 2B			3	0	1	0	0	1	0
18 Ben Zobrist, S (1, 4) OBP: 0.426, SLG: 0.493		B CU 80 X FF 94 1-0 ② G4-3			X FF 95 0-0 ② G4-3		C CH 83 C FF 94 B SL 87 B CH 83 X FF 95 2-2 ③ P5			3	0	0	0	0	0	1
8 Chris Coghlan, L (1, 7) OBP: 0.220, SLG: 0.275 9 Javier Báez, R (8, PH) OBP: 0.303, SLG: 0.437 (8, 5)		B FF 94 C CH 86 F FF 95 B SL 90 F FF 96 S FF 96 2-3 ③ K			C CU 79 C FF 96 B CH 85 F FF 98 X SL 89 1-2 ③ L5			C SL 79 B FF 92 F SI 93 B SL 79 F FF 94 S FF 93 2-3 ① K		2 1	0 0	0 0	0 0	0 0	1 1	0 0
47 Miguel Montero, L (1, 2) OBP: 0.333, SLG: 0.343 3 David Ross, R (8, PH) OBP: 0.333, SLG: 0.411 (8, 2)			B CU 80 S FF 94 B FF 96 C FF 94 S CH 86 2-3 ① K			B FF 94 B CU 78 F FF 94 F FF 96 X FF 96 2-2 ① G6-3		S FF 92 B FF 93 C FF 93 S FF 94 1-3 ② K		2 1	0 0	0 0	0 0	0 0	1 1	0 0
27 Addison Russell, R (1, 6) OBP: 0.317, SLG: 0.368			B FF 95 B SL 88 T SL 88 T FF 95 C FF 96 2-3 ② K			F SL 86 B FF 95 B FF 94 F FF 95 B CH 85 F SL 88 F SL 87 F FF 95 X SL 88 3-2 HR		F FF 94 B SL 85 F FF 94 B FF 94 F FF 92 C FF 94 2-3 ③ K		3	1	1	1	0	2	0
28 Kyle Hendricks, R (1, 1) OBP: 0.120, SLG: 0.083 52 Justin Grimm, R (6, 1) 33 Clayton Richard, L (8, 1) 5 Albert Almora Jr., R (9, PH) OBP: 0.273, SLG: 0.364			S FF 96 F FF 96 C SL 89 0-3 ③ K			X FF 94 0-0 ② G4-3			C FF 93 B SL 84 F SL 85 F SL 84 S FF 95 1-3 ① K	2 0 0 1	0 0 0 0	0 0 0 0	0 0 0 0	0 0 0 0	1 0 0 1	0 0 0 0
Inning Stats	R: 0 E: 0 K: 3 S: 9 H: 0 LOB: 0 BB: 0 P: 14	R: 0 E: 0 K: 2 S: 8 H: 0 LOB: 0 BB: 0 P: 13	R: 0 E: 0 K: 3 S: 9 H: 0 LOB: 0 BB: 0 P: 13	R: 0 E: 0 K: 1 S: 8 H: 0 LOB: 0 BB: 0 P: 13	R: 0 E: 0 K: 0 S: 6 H: 0 LOB: 0 BB: 0 P: 9	R: 1 E: 0 K: 1 S: 13 H: 1 LOB: 0 BB: 0 P: 19	R: 0 E: 0 K: 1 S: 10 H: 1 LOB: 1 BB: 0 P: 15	R: 0 E: 0 K: 3 S: 11 H: 0 LOB: 0 BB: 0 P: 16	R: 0 E: 0 K: 2 S: 10 H: 0 LOB: 0 BB: 0 P: 11	1B: 0 2B: 1 3B: 0 HR: 1	SF: 0 SAC: 0 DP: 0 HBP: 0			WP: 0 PB: 0 SB: 0 CS: 0	PA: 29		

PITCHER		IP	WLS	BF	H	R	ER	SO	BB	IBB	HBP	BLK	WP	HR	S	P	ERA	WHIP
31 Max Scherzer, R ERA: 3.4	(1, 1)	7.0	W	23	2	1	1	11	0	0	0	0	0	1	63	96	1.29	0.286
46 Oliver Pérez, L ERA: 3.31	(8, 1)	0.1	H	1	0	0	0	1	0	0	0	0	0	0	4	6	0.00	0.000
27 Shawn Kelley, R ERA: 2.7	(8, 1)	1.2	S	5	0	0	0	4	0	0	0	0	0	0	17	21	0.00	0.000

PITCHER	IP	WLS	BF	H	R	ER	SO	BB	IBB	HBP	BLK	WP	HR	S	P	ERA	WHIP

TOP

Chicago Cubs @ Washington Nationals

Nationals Park, Washington, DC

Mon Jun 13 2016, 7:09 PM - 9:52 PM EDT

Att. 37,187 - Partly Cloudy - 80 F

livebaseballscorecards.com

AB	29
R	1
H	2
RBI	1
BB	0
SO	16
LOB	1

Batter	1	2	3	4	5	6	7	8	9	AB	R	H	RBI	BB	SO	LOB
9 Ben Revere, L (1, 8) OBP: 0.264, SLG: 0.286	C FC 88 B FC 88 X SI 88 1-1 34 L9 28 G5-3 1B		C SI 87 C CH 80 F FF 90 X CH 81 0-2 ① L9		C CU 75 X CH 80 0-1 E6 20 IBB 28 S	F FF 94 X CU 83 0-1 28 G1-3 28 S 1B 3-H		C SI 93 C SL 88 X CU 83 0-2 ① G6-3		5	0	2	1	0	0	0
28 Jayson Werth, R (1, 7) OBP: 0.316, SLG: 0.444	1 SAFE C SI 87 1 SAFE B SI 88 1 SAFE C SI 88 1 SAFE 1 SAFE X CH 82 1-2 ① G5-3 1-2		B SI 88 B SI 89 C SI 88 B SI 89 B SI 89 4-1 34 1B 34 E BB		1 SAFE B SI 88 C SI 88 B SI 88 B SI 88 B SI 88 4-1 20 IBB 1-2 BB	1 SAFE C FF 93 B FF 92 B FF 94 B CU 83 F FF 95 X CU 82 3-2 ② G1-3 1-3		B SI 92 C SI 93 B SI 94 B CH 85 X SI 93 3-1 34 FC6-4 1B		3	1	1	0	2	0	2
34 Bryce Harper, L (1, 9) OBP: 0.408, SLG: 0.503	S SI 88 X SI 89 0-1 ② L9 2-3		S CH 80 B FC 88 1 SAFE X CH 81 1-1 E8 1-H 1B		F SI 88 F SI 88 B FC 87 D CH 80 X CH 80 2-2 ② L7	C CU 83 B CU 83 C FF 95 B FF 95 X CU 83 2-2 L9		B SI 93 X SI 93 1-0 ② FC6-4 20 FC5-4 1-2f		5	0	1	0	0	0	5
20 Daniel Murphy, L (1, 4) OBP: 0.409, SLG: 0.603	F CH 80 B FC 88 B CH 81 X CH 81 2-1 ③ G6-3		F FC 88 B CH 80 B CH 79 X CH 80 2-1 ② L7		I IN 71 I IN 71 I IN 70 I IN 69 4-0 1-2 2-3 IBB		C FF 93 B CU 82 X FF 94 1-1 11 FC5-4 1B	C SI 94 X SL 89 0-1 ③ FC5-4 1-2f		4	0	1	0	1	0	3
11 Ryan Zimmerman, R (1, 3) OBP: 0.296, SLG: 0.427		C SI 88 B SI 88 F SI 88 F FF 90 X CH 81 1-2 ① F9	C CU 76 X CH 79 0-1 ③ P4		S CH 80 C SI 88 S FC 87 0-3 ③ K		B FF 95 C CU 82 F FF 94 X CU 82 1-2 ① FC5-4 8 IBB 40 1B 1-2f			4	0	0	0	0	1	5
40 Wilson Ramos, R (1, 2) OBP: 0.386, SLG: 0.564		C SI 88 C SI 89 F CH 81 X CH 80 0-2 ② L9		B SI 88 C SI 88 F SI 89 S CH 81 1-3 ① K		B SI 88 X SI 87 1-0 HR	C SL 83 B CU 83 C CU 84 F CU 83 B CU 84 X CU 83 2-2 8 IBB 1-2 1B			4	1	2	1	0	1	0
6 Anthony Rendon, R (1, 5) OBP: 0.346, SLG: 0.411		C SI 88 X SI 88 0-1 8 S 1B		F SI 88 B SI 89 S CH 81 X SI 89 1-2 ② G6-3		F SI 87 X SI 88 0-1 8 1B 2B	X FF 94 0-0 ② F9			4	1	2	0	0	0	2
8 Danny Espinosa, S (1, 6) OBP: 0.312, SLG: 0.411		B FC 88 S CH 81 1 SAFE B FC 87 C CU 76 D CH 81 F CU 76 D CH 81 4-2 1-2 BB		B SI 88 C CU 75 B FC 88 F CU 76 C SI 87 2-3 ③ K		F CU 75 B FC 86 X CH 78 1-1 31 SH5-4 9 1B 2-H 1B	I IN 72 I IN 76 I IN 77 I IN 74 4-0 1-2 2-3 IBB			2	1	1	1	2	1	0
31 Max Scherzer, R (1, 1) OBP: 0.194, SLG: 0.200 14 Chris Heisey, R (7, PH) OBP: 0.313, SLG: 0.492 46 Oliver Pérez, L (8, 1) 27 Shawn Kelley, R (8, 1)		C SI 88 S SI 89 B SI 88 C SI 88 1-3 ③ K			S SI 87 X SI 87 0-1 ① G1-3	X SI 86 0-0 ① SH5-4 2-3	B CU 84 C FF 94 D FF 96 S FF 95 S FF 95 2-3 ③ K			2 1 0 0	0 0 0 0	0 0 0 0	0 0 0 0	0 1 0 0	1 3 0 0	2 3 0 0
Inning Stats	R: 0 E: 0 K: 0 S: 9 H: 1 LOB: 1 BB: 0 P: 13	R: 0 E: 0 K: 1 S: 16 H: 1 LOB: 2 BB: 1 P: 22	R: 1 E: 1 K: 0 S: 11 H: 1 LOB: 1 BB: 1 P: 18	R: 0 E: 0 K: 2 S: 9 H: 0 LOB: 0 BB: 0 P: 13	R: 0 E: 1 K: 1 S: 11 H: 0 LOB: 3 BB: 2 P: 21	R: 3 E: 0 K: 0 S: 14 H: 4 LOB: 1 BB: 0 P: 21	R: 0 E: 0 K: 1 S: 13 H: 2 LOB: 3 BB: 1 P: 23	R: 0 E: 0 K: 0 S: 8 H: 1 LOB: 1 BB: 0 P: 12		1B: 8 2B: 1 3B: 0 HR: 1	SF: 0 SAC: 1 DP: 0 HBP: 0	WP: 0 PB: 0 SB: 3 CS: 0	PA: 40			

PITCHER		IP	WLS	BF	H	R	ER	SO	BB	IBB	HBP	BLK	WP	HR	S	P	ERA	WHIP
28 Kyle Hendricks, R ERA: 3.05	(1, 1)	5.1	L	27	6	4	3	4	3	1	0	0	0	1	62	95	5.06	1.688
52 Justin Grimm, R ERA: 5.16	(6, 1)	1.2		9	3	0	0	1	0	1	0	0	0	0	21	36	0.00	1.800
33 Clayton Richard, L ERA: 6.0	(8, 1)	1.0		4	1	0	0	0	0	0	0	0	0	0	8	12	0.00	1.000

PITCHER	IP	WLS	BF	H	R	ER	SO	BB	IBB	HBP	BLK	WP	HR	S	P	ERA	WHIP

BOTTOM

Chicago Cubs @ Washington Nationals

Nationals Park, Washington, DC

Mon Jun 13 2016, 7:09 PM - 9:52 PM EDT

Att. 37,187 - Partly Cloudy - 80 F

livebaseballscorecards.com

AB	34
R	4
H	10
RBI	3
BB	5
SO	5
LOB	22

Batter	1	2	3	4	5	6	7	8	9	AB	R	H	RBI	BB	SO	LOB
24 Dexter Fowler, S (1, 8) OBP: 0.397, SLG: 0.489	B SI 91 C SI 91 B CH 85 F SI 92 F FF 92 X CU 79 2-2 22 G4-6-3 1B		B SI 91 C SI 91 S CU 78 B FF 92 X FF 92 2-2 22 1B 1-3 2B	B CU 77 X CH 83 1-0 ③ F9			B SL 78 F FF 92 B SI 92 B FF 92 C SL 78 S FF 92 3-3 ② K		F SI 94 B SI 94 B SI 94 S KC 81 X SI 93 2-2 ② F9 2-3	5	1	2	0	0	1	4
22 Jason Heyward, L (1, 9) OBP: 0.328, SLG: 0.336	C SI 90 X SI 92 0-1 ①② G4-6-3 1-2f		C CU 77 X SI 91 0-1 2-H 3-H 1B		F CU 76 X FF 91 0-1 ① G6-3		S SL 81 C SL 79 B FF 92 F FF 93 X SL 80 1-2 ③ P6		C SI 94 F SI 94 S KC 82 0-3 ③ K2-3	5	0	1	2	0	1	3
17 Kris Bryant, R (1, 7) (8, 5) OBP: 0.360, SLG: 0.514	B SI 92 B CH 85 S SI 91 B CH 85 X SI 92 3-1 ③ F9		I IN 74 I IN 74 I IN 76 I IN 77 4-0 IBB		F SI 91 S CH 83 B CH 82 S CU 79 1-3 ② K			X KC 79 0-0 ① F8		3	0	0	0	1	1	0
44 Anthony Rizzo, L (1, 3) OBP: 0.381, SLG: 0.520		F SI 88 B CU 77 S CU 77 B CU 78 C CU 78 2-3 ① K	C SI 88 C SI 88 B FF 89 B SI 89 S CU 78 2-3 ③ K		S CU 75 B CU 76 S CH 82 X CU 77 1-2 ③ L8			S SI 95 X KC 80 0-1 ② G3		4	0	0	0	0	2	2
18 Ben Zobrist, S (1, 4) OBP: 0.427, SLG: 0.495 56 Héctor Rondón, R (8, 1)		B SI 92 C SI 92 X SI 91 1-1 ② G5-3		B SI 90 B CH 83 B SI 89 C SI 88 B SI 90 4-1 27 S 9 G1-3 3 1B BB		C CU 77 S CU 78 S CH 84 0-3 ① K		B KC 79 F SI 96 F SI 96 X CH 86 1-2 2B		3 0	1 0	1 0	0 0	1 0	1 0	0 0
9 Javier Báez, R (1, 5) (8, 4) OBP: 0.294, SLG: 0.423		B SI 92 C CU 78 F FF 91 S CU 79 1-3 ③ K		B CU 78 1 SAFE F SI 91 1 SAFE S CU 77 X CU 78 1-2 ① G1-3 1-2		S FF 90 B FF 91 S CU 79 B FF 91 F FF 92 F CU 78 B CU 80 S CU 78 3-3 ② K		F KC 82 B SI 96 F SI 95 S KC 81 1-3 ③ K		4	0	0	0	0	3	2
27 Addison Russell, R (1, 6) OBP: 0.320, SLG: 0.365			C SI 90 B FF 92 X CH 85 1-1 ① G1-3	F SI 90 B FF 88 C CU 76 B SI 88 D CU 78 B CU 78 4-2 3 1B 2-3 BB		B CH 86 F CH 85 F SI 92 B FF 91 S CU 79 2-3 ③ K			S SI 95 B SI 94 B SI 95 B KC 82 B SI 94 4-1 3 SH3-4 5 2B BB	2	1	0	0	2	1	0
3 David Ross, R (1, 2) OBP: 0.342, SLG: 0.413			S SI 91 F FF 92 F FF 90 B CU 80 B CU 79 B CU 78 T SI 92 3-2 ② K	L SI 89 X SI 91 0-1 1-2 3-H 1B			B CU 77 B SI 91 C SI 91 S FF 92 B FF 92 B CU 78 4-2 41 SH1-4 BB		1 SAFE 1 SAFE X SI 93 0-0 ① SH3-4 1-2	2	0	1	1	1	1	0
41 John Lackey, R (1, 1) OBP: 0.152, SLG: 0.125 46 Pedro Strop, R (7, 1) 37 Travis Wood, R (8, 1) 5 Albert Almora Jr., R (8, 7) OBP: 0.333, SLG: 0.500			B SI 92 B SI 92 C SI 92 X SI 91 2-1 24 2B 22 1B 1B	C CU 74 D CU 76 C SI 91 S CU 78 1-3 ② K			X SI 90 0-0 ① SH1-4 1-2		X KC 80 0-0 24 F9 2-H 2B	2 0 0 1	1 0 0 0	1 0 0 1	0 0 0 1	0 0 0 1	1 0 0 0	2 0 0 0
Inning Stats	R: 0 E: 0 K: 0 S: 8 H: 1 LOB: 0 BB: 0 P: 13	R: 0 E: 0 K: 2 S: 8 H: 0 LOB: 0 BB: 0 P: 12	R: 2 E: 0 K: 2 S: 16 H: 3 LOB: 2 BB: 1 P: 30	R: 1 E: 0 K: 1 S: 12 H: 1 LOB: 2 BB: 2 P: 23	R: 0 E: 0 K: 1 S: 8 H: 0 LOB: 0 BB: 0 P: 10	R: 0 E: 0 K: 3 S: 11 H: 0 LOB: 0 BB: 0 P: 16	R: 0 E: 0 K: 1 S: 10 H: 0 LOB: 1 BB: 1 P: 18	R: 0 E: 0 K: 1 S: 9 H: 1 LOB: 1 BB: 0 P: 11	R: 1 E: 0 K: 1 S: 9 H: 1 LOB: 1 BB: 1 P: 15	1B: 4 2B: 3 3B: 0 HR: 0 SF: 0 SAC: 2 DP: 1 HBP: 0						

PITCHER		IP	WLS	BF	H	R	ER	SO	BB	IBB	HBP	BLK	WP	HR	S	P	ERA	WHIP
47 Gio González, L ERA: 3.96	(1, 1)	6.1		27	5	3	3	9	3	1	0	0	0	0	66	111	4.26	1.263
46 Oliver Pérez, L ERA: 3.18	(7, 1)	0.2		2	0	0	0	1	0	0	0	0	0	0	7	11	0.00	0.000
36 Sammy Solís, L ERA: 1.71	(8, 1)	2.0	L	9	2	1	1	2	1	0	0	0	0	0	18	26	4.50	1.500

PITCHER		IP	WLS	BF	H	R	ER	SO	BB	IBB	HBP	BLK	WP	HR	S	P	ERA	WHIP

TOP

Chicago Cubs @ Washington Nationals

Nationals Park, Washington, DC

Tue Jun 14 2016, 7:08 PM - 10:10 PM EDT

Att. 41,955 - Clear - 80 F

livebaseballscorecards.com

AB	31
R	4
H	7
RBI	4
BB	5
SO	12
LOB	13

WP: 0	PA: 38		
PB: 0			
SB: 1			
CS: 0			

BOTTOM

Batter	1	2	3	4	5	6	7	8	9	AB	R	H	RBI	BB	SO	LOB
9 Ben Revere, L (1, 8) OBP: 0.262, SLG: 0.285	C FF 91 F FF 92 B FF 94 B FF 92 X FF 93 2-2 ① L6		B FF 91 X SI 90 1-0 34 BB 1-2 2-3 1B		D CU 79 C CU 77 B CH 81 C SI 90 X FC 84 2-2 ② F8		B SL 84 C SI 96 X SL 84 1-1 ② SF7 3-H		X FF 96 0-0 ③ G4-3	4	0	1	1	0	0	1
28 Jayson Werth, R (1, 7) OBP: 0.315, SLG: 0.440	C FF 93 F FF 94 T FF 94 0-2 ② K		S FF 93 X FF 93 0-1 ② SF9 3-H		C FF 93 S FF 92 D FC 81 B FC 84 B FF 93 B FF 92 4-2 1-2 BB		B SL 83 C SI 96 C SL 85 S SL 84 1-3 ③ K			2	0	0	1	1	2	1
34 Bryce Harper, L (1, 9) OBP: 0.409, SLG: 0.497	X FF 94 0-0 ③ L7		C FF 93 B FF 92 D FC 85 B CH 86 C FF 93 B FF 94 4-2 1-2 2-3 BB		C CH 85 B FF 93 B FF 93 F FF 92 F FF 94 B SI 92 F FF 93 X CU 79 3-2 ③ G3			B FF 90 B FF 90 F FF 90 B FF 92 T FF 92 B FF 93 4-2 11 1B 6 SF9 BB		2	1	0	0	2	0	2
20 Daniel Murphy, L (1, 4) OBP: 0.402, SLG: 0.593		B FF 92 F FC 85 X CU 80 1-1 ① G4-3	X CU 80 0-0 ③ L9			C FF 91 B CU 81 X CU 78 1-1 ① G4-3		D FF 89 1 SAFE X FF 90 1-0 ① L8		4	0	0	0	0	0	4
11 Ryan Zimmerman, R (1, 3) OBP: 0.295, SLG: 0.424		F FF 93 B FF 93 C SI 92 S FC 86 1-3 ② K		C CU 78 B FC 84 B FF 92 F FC 85 F FF 93 B FF 94 C FF 92 3-3 ① K		C CU 78 B FF 92 F FF 92 F SI 92 F FC 84 S CU 80 1-3 ② K		1 SAFE C SL 84 X FF 97 0-1 1-3 1B		4	0	1	0	0	3	0
6 Anthony Rendon, R (1, 5) OBP: 0.341, SLG: 0.406		B FF 93 B FF 93 C SI 94 F FF 92 B FF 93 S FC 84 3-3 ③ K		C FF 92 B FF 93 C FC 85 B SI 94 F SI 93 X CU 81 2-2 ② L8		B FF 92 C CU 79 S FF 91 C SI 92 1-3 ③ K		C FF 96 F SL 87 F SL 87 D SL 87 B SL 87 B SL 87 X SL 86 3-2 ② SF9 3-H		3	0	0	1	0	2	0
8 Danny Espinosa, S (1, 6) OBP: 0.315, SLG: 0.410			C FF 92 X FC 85 0-1 9 1B 47 HBP 28 SF9 1B	X CU 80 0-0 ③ F8			C CU 77 S CU 78 H SI 92 1-2 59 2B 9 SF7 HBP	S FF 96 1 SAFE S FF 96 S FF 95 0-3 ③ K		3	2	1	0	0	1	1
59 Jose Lobaton, S (1, 2) 41 Joe Ross, R (7, PR) OBP: 0.286, SLG: 0.240 36 Sammy Solís, R (8, 1) 25 Clint Robinson, L (9, PH) OBP: 0.306, SLG: 0.371			S CU 80 C FF 91 1 SAFE F FF 93 S FF 93 0-3 ① K		F FF 92 B SI 93 C FF 93 X CU 81 1-2 47 FC3-6 1B		B SI 90 D SI 90 C CU 78 1 SAFE X FF 91 2-1 1-3 2B		F FF 96 B FF 96 B SL 84 X FF 95 2-1 ① P5	3 0 0 1	0 0 0 0	2 0 0 0	0 0 0 0	0 0 0 0	1 0 0 0	1 0 0 0
47 Gio González, R (1, 1) OBP: 0.200, SLG: 0.222 46 Oliver Pérez, L (7, 1) 40 Wilson Ramos, R (7, PH) OBP: 0.382, SLG: 0.557 (8, 2)			H SI 92 1-0 34 BB 9 1B 1-2 HBP		X FF 90 0-0 ① FC3-6 28 BB 1-2f		S SL 84 C SI 95 S SL 84 0-3 ① K		C SL 87 X SL 87 0-1 ② G6-3	1 0 2	0 0 0	0 0 0	0 0 0	0 0 1	0 0 2	1 0 2
Inning Stats	R: 0 E: 0 K: 1 S: 7 H: 0 LOB: 0 BB: 0 P: 9	R: 0 E: 0 K: 2 S: 8 H: 0 LOB: 0 BB: 0 P: 13	R: 1 E: 0 K: 1 S: 12 H: 2 LOB: 3 BB: 1 P: 18	R: 0 E: 0 K: 1 S: 9 H: 0 LOB: 0 BB: 0 P: 14	R: 0 E: 0 K: 0 S: 14 H: 1 LOB: 2 BB: 1 P: 24	R: 0 E: 0 K: 2 S: 10 H: 0 LOB: 0 BB: 0 P: 13	R: 1 E: 0 K: 2 S: 12 H: 1 LOB: 1 BB: 0 P: 17	R: 1 E: 0 K: 1 S: 12 H: 1 LOB: 1 BB: 1 P: 20	R: 0 E: 0 K: 0 S: 5 H: 0 LOB: 0 BB: 0 P: 7	1B: 4 2B: 1 3B: 0 HR: 0 SF: 3 SAC: 0 DP: 0 HBP: 2						

PITCHER	IP	WLS	BF	H	R	ER	SO	BB	IBB	HBP	BLK	WP	HR	S	P	ERA	WHIP
41 John Lackey, R (1, 1) ERA: 2.66	6.0		26	4	2	2	7	2	0	2	0	0	0	64	98	3.00	1.000
46 Pedro Strop, R (7, 1) ERA: 2.66	1.0	H	3	0	0	0	2	0	0	0	0	0	0	8	10	0.00	0.000
37 Travis Wood, L (8, 1) ERA: 2.59	0.1	H	2	0	1	1	0	1	0	0	0	0	0	3	8	27.00	3.000
56 Héctor Rondón, R (8, 1) ERA: 1.23	1.2	W	6	1	0	0	1	0	0	0	0	0	0	14	19	0.00	0.600

PITCHER	IP	WLS	BF	H	R	ER	SO	BB	IBB	HBP	BLK	WP	HR	S	P	ERA	WHIP

Chicago Cubs @ Washington Nationals

Nationals Park, Washington, DC

Tue Jun 14 2016, 7:08 PM - 10:10 PM EDT

Att. 41,955 - Clear - 80 F

livebaseballscorecards.com

AB	29
R	3
H	5
RBI	3
BB	3
SO	10
LOB	13

WP: 0	PA: 37		
PB: 0			
SB: 0			
CS: 0			

Batter	1	2	3	4	5	6	7	8	9	10	11	12	AB	R	H	RBI	BB	SO	LOB
18 Ben Zobrist, S (1, 4) OBP: 0.425, SLG: 0.502	C FF 94 F FF 94 B CU 82 X FF 94 1-2 HR		C CU 81 B FF 95 B CH 88 B FF 94 B FF 95 4-1 22 G4-3 1-2 BB		C CH 89 F SL 91 S FF 96 0-3 K ③			I SAFE C SL 82 L SI 93 B CH 86 X CH 86 1-2 G5-4-3 1-2f ① ②		C FF 93 F FF 91 F SL 85 F SL 86 D SL 85 B FF 93 X FF 94 2-2 G5-6-3 1-2f ② ③		C CH 83 C FF 90 D CH 83 D CU 77 X CH 84 2-2 G4-3 ③	5	1	1	1	1	1	4
22 Jason Heyward, L (1, 9) OBP: 0.325, SLG: 0.338	X FF 95 0-0 44 CS 2B		C SL 88 F CH 88 X CH 89 0-2 G4-3 ② ③ 1-2f			C CU 81 X SL 89 0-1 G2-3 ①		B SL 83 B SL 82 C FF 94 X FF 95 2-1 P4 ③			C FF 90 C FF 91 X FF 91 0-2 G5-3 ①		5	0	1	0	0	0	2
17 Kris Bryant, R (1, 7) OBP: 0.360, SLG: 0.514	F SL 89 F SL 89 C FF 95 0-3 K ①			F FF 95 B FF 94 H CH 87 2-1 HBP		F FF 95 C CU 82 X FF 97 0-2 F9 ②			X FF 90 0-0 44 HR 2B		B FF 90 C CU 76 X FF 90 1-1 G6-3 ②		4	1	1	0	0	1	1
44 Anthony Rizzo, L (1, 3) OBP: 0.381, SLG: 0.529	B CU 82 C CH 89 B CH 89 F FF 96 F SL 89 S CH 90 2-3 K ② ③ 2-3			F SL 88 D CH 89 F SL 88 F FF 96 T CH 88 1-2 K ①		X CU 81 0-0 L6 ③			B SL 79 C SI 80 X SL 79 1-1 2-H HR		B FF 89 C CU 76 B FF 89 B CH 84 B CH 82 4-1 BB		4	1	1	2	1	2	2
47 Miguel Montero, L (1, 2) OBP: 0.333, SLG: 0.343 24 Dexter Fowler, S (9, PH) OBP: 0.396, SLG: 0.487 3 David Ross, R (9, 2) OBP: 0.339, SLG: 0.409		B FF 94 B SL 89 B FF 95 C FF 95 F FF 95 X FF 96 3-2 5 F8-6 1B		F FF 95 F CH 88 S FF 94 1 SAFE 0-3 K ②			F SL 88 B FF 94 X FF 94 1-1 F7 ①		F FF 91 C SI 91 B SL 80 B SL 79 B SL 78 F FF 92 F SI 92 X FF 92 3-2 F8 ①		X SL 86 0-0 B5-3 ③		3	0	1	0	0	1	1
													1	0	0	0	0	0	0
													1	0	0	0	0	0	1
5 Albert Almora Jr., R (1, 8) OBP: 0.353, SLG: 0.529		B FF 95 X FF 94 1-0 F8-6 ① ② 1-2		D CU 82 F FF 94 1 SAFE F FF 94 D CH 90 S CH 89 2-3 K ③			C FF 94 B SL 90 B FF 94 B CU 80 X FF 96 3-1 2B		B SL 83 F SL 82 S SL 83 X FF 93 1-2 G6-3 ②			B SL 86 C FF 89 F FF 90 F CU 78 X FF 91 1-2 9 WP 27 1B 1B	5	1	2	0	0	1	2
9 Javier Báez, R (1, 5) OBP: 0.284, SLG: 0.407	B FF 95 C SL 88 B FF 95 B SL 87 F FF 96 S CU 83 3-3 K ③				C FF 94 S CU 83 B CH 90 B FF 97 X CU 83 2-2 P4 ①		C SL 87 S CU 82 B SI 95 F CU 81 B CH 89 X FF 96 2-2 F9 ②		C FF 93 X SL 85 0-1 F9 ③			1 SAFE B FF 87 B FF 87 B FF 90 C FC 87 F FF 90 F CU 77 F CU 78 C FF 91 3-3 K ① 1-2	5	0	0	0	0	2	2
27 Addison Russell, R (1, 6) OBP: 0.326, SLG: 0.367			S FF 96 B FF 95 B CU 84 X FF 96 2-1 18 BB 1B		X CH 90 0-0 L8 ②		F FF 95 B CH 89 B SL 91 B FF 96 F FF 96 S FF 97 3-3 K ③			B SL 85 B FF 92 B SL 82 B FF 92 4-0 18 G5-6-3 BB		D FF 88 S SL 86 X FF 90 1-1 2-H 1B	4	0	2	1	1	1	1
39 Jason Hammel, R (1, 1) DEC-CAP, AUG-CIN 20 Matt Szczur, R (8, PH) DEC-CAP, AUG-CIN 46 Pedro Strop, R (8, 1) 56 Héctor Rondón, R (8, 1) 8 Chris Coghlan, L (10, PH) DEC-CAP, AUG-CIN 52 Justin Grimm, R (10, 1) 37 Travis Wood, R (10, 1) 53 Trevor Cahill, R (11, 1) DEC-WSH, AUG-LAD 43 Adam Warren, R (12, 1)			C SL 89 B SL 89 1 SAFE B FF 95 L FF 95 F FF 95 B FF 95 X FF 95 3-2 L7 ①		C SL 90 C SL 90 B CU 84 B FF 95 B SL 88 F FF 97 X FF 96 3-2 1B			X FF 93 0-0 18 G5-4-3 1B		1 SAFE B SL 83 1 SAFE F FF 92 C FF 92 S SL 84 1-3 K ①		F FF 86 F FF 90 B FF 90 C CU 76 1-3 K ②	2 1 0 0 1 0 0 0 1 0	0 0 0 0 0 0 0 0 0 0	1 1 0 0 0 0 0 0 1 0	0 0 0 0 1 0 0 0 0 0	0 0 0 0 1 0 0 0 1 0	0 0 0 0 1 0 0 0 0 0	1 0 0 0 1 0 0 0 1 0
Inning Stats	R: 1 E: 0 K: 2 S: 11 H: 2 LOB: 0 BB: 0 P: 14	R: 0 E: 0 K: 1 S: 7 H: 1 LOB: 0 BB: 0 P: 14	R: 0 E: 0 K: 0 S: 10 H: 1 LOB: 1 BB: 1 P: 19	R: 0 E: 0 K: 3 S: 11 H: 0 LOB: 1 BB: 0 P: 16	R: 0 E: 0 K: 1 S: 11 H: 1 LOB: 1 BB: 0 P: 16	R: 0 E: 0 K: 0 S: 6 H: 0 LOB: 0 BB: 0 P: 6	R: 0 E: 0 K: 1 S: 11 H: 1 LOB: 1 BB: 0 P: 20	R: 0 E: 0 K: 0 S: 6 H: 1 LOB: 0 BB: 0 P: 9	R: 2 E: 0 K: 0 S: 13 H: 2 LOB: 0 BB: 0 P: 18	R: 0 E: 0 K: 1 S: 9 H: 0 LOB: 0 BB: 1 P: 16	R: 0 E: 0 K: 0 S: 7 H: 0 LOB: 1 BB: 1 P: 12	R: 1 E: 0 K: 2 S: 17 H: 2 LOB: 1 BB: 0 P: 25	1B: 6 2B: 4 3B: 0 HR: 2	SF: 0 SAC: 0 DP: 4 HBP: 1	WP: 1 PB: 0 SB: 0 CS: 1	PA: 46			

PITCHER		IP	WLS	BF	H	R	ER	SO	BB	IBB	HBP	BLK	WP	HR	S	P	ERA	WHIP
37 Stephen Strasburg, R ERA: 2.9	(1, 1)	7.0		26	6	1	1	8	1	0	1	0	0	1	67	105	1.29	1.000
73 Felipe Vázquez, L ERA: 5.28	(8, 1)	1.0		3	1	0	0	0	0	0	0	0	0	0	6	9	0.00	1.000
18 Matt Belisle, R ERA: 3.0	(9, 1)	0.0		1	1	1	1	0	0	0	0	0	0	0	1	1	∞	∞
46 Oliver Pérez, L ERA: 3.63	(9, 1)	0.1	B	2	1	1	1	0	0	0	0	0	0	1	7	11	27.00	3.000
27 Shawn Kelley, R ERA: 2.52	(9, 1)	1.2		5	0	0	0	1	1	0	0	0	0	0	14	22	0.00	0.600

PITCHER		IP	WLS	BF	H	R	ER	SO	BB	IBB	HBP	BLK	WP	HR	S	P	ERA	WHIP
52 Yusmeiro Petit, R ERA: 2.9	(11, 1)	2.0	W	9	2	1	1	2	1	0	0	0	1	0	24	37	4.50	1.500

TOP

Chicago Cubs @ Washington Nationals

Nationals Park, Washington, DC

Wed Jun 15 2016, 4:08 PM - 8:24 PM EDT

Att. 42,000 - Partly Cloudy - 80 F

livebaseballscorecards.com

AB	42
R	4
H	11
RBI	4
BB	3
SO	11
LOB	19

Chicago Cubs @ Washington Nationals

Nationals Park, Washington, DC

Wed Jun 15 2016, 4:08 PM - 8:24 PM EDT

Att. 42,000 - Partly Cloudy - 80 F

livebaseballscorecards.com

BOTTOM

Batter	1	2	3	4	5	6	7	8	9	10	11	12	AB	R	H	RBI	BB	SO	LOB
9 Ben Revere, L (1, 8) OBP: 0.261, SLG: 0.284 18 Matt Belisle, R (9, 1) 46 Oliver Pérez, L (9, 1) 27 Shawn Kelley, R (9, 1) 25 Clint Robinson, L (10, PH) OBP: 0.321, SLG: 0.366 52 Yusmeiro Petit, R (11, 1) 14 Chris Heisey, R (12, PH) OBP: 0.309, SLG: 0.483	C SI 93 X SI 93 0-1 34 G4-3 28 S 20 WP 1B		L SI 92 C SL 85 X SI 92 0-2 G5-3 ①			C FF 91 X SI 92 0-1 G5-3 ①		S SL 85 F SL 85 C FF 95 0-3 K ②	B FF 88 C FF 89 X FF 90 1-1 G1-6-3 ② ③ 1-2f		F FF 93 B FF 94 1 SAFE 1 SAFE S CH 84 1 SAFE D FF 95 B CH 85 F CH 85 3-2 1 SAFE F CH 86 X FF 95 L7 ②	4 0 0 0 0 0 1 0 1	1 0 0 0 0 0 0 0 0	1 0 0 0 0 0 0 0 0	0 0 0 0 0 0 1 0 1	0 0 0 0 0 0 0 0 0	1 0 0 0 0 0 0 0 1	0 0 0 0 0 0 1 0 1
28 Jayson Werth, R (1, 7) OBP: 0.320, SLG: 0.439	C FF 93 1 SAFE B SI 94 C CU 78 F SL 85 X SI 94 1-2 G6-3 ① 1-2		C SI 92 C SI 93 X SI 93 0-2 F9 ②			F SI 92 B SI 92 C CU 78 B SL 86 B FF 93 X SL 84 3-2 1B ②		C SI 95 C SL 82 B FF 94 B SL 84 F SI 94 F SL 82 B SI 96 X SL 84 3-2 L7 ③			C FF 89 B FF 88 B FF 91 C FF 92 B FF 93 F FF 92 B CH 80 4-2 20 BB BB	D FF 95 X SI 94 1-0 1-H 1B	5	0	2	1	1	0	1
34 Bryce Harper, L (1, 9) OBP: 0.405, SLG: 0.488	C SL 85 B SI 93 X SI 93 1-1 G4-3 ② 2-3		S SL 85 S SL 85 X SL 84 0-2 F7 ③			B SI 92 F SI 93 B SL 84 F SL 84 F SL 84 F FF 93 S FF 93 2-3 K ③			F FF 96 B SI 97 B CH 88 F FF 95 B FF 97 F FF 96 B SI 96 4-2 20 G1-3 40 1B BB		B FF 91 X SL 81 1-0 P4 ①	4	1	0	0	1	1	2
20 Daniel Murphy, L (1, 4) OBP: 0.402, SLG: 0.592	C CU 78 S SL 87 B FF 92 B FF 93 F SL 84 B FF 93 X SL 85 3-2 2B 3-H			F CH 84 X SL 84 0-1 F7 ①			B SL 83 C SL 85 C SL 84 X SL 84 1-2 G4-3 ①		C SL 85 X SI 95 0-1 G1-3 ① 1-2		B FC 82 D FF 88 1 SAFE B SI 90 F SI 90 B FF 88 4-1 BB 1-2		4	0	1	0	1	0	1
11 Ryan Zimmerman, R (1, 3) OBP: 0.293, SLG: 0.419	C CU 78 F SI 93 S SL 84 0-3 K ③			F SL 84 S SL 84 X SL 84 0-2 L8 ②			F CU 76 X SI 92 0-1 40 G1-3 40 WP 1B		B FF 96 S FF 96 S FF 95 B FF 96 S FF 96 2-3 K ②		C KC 79 D FF 93 B FF 94 S KC 80 S FF 94 2-3 K ②		5	0	1	0	0	3	4
40 Wilson Ramos, R (1, 2) OBP: 0.382, SLG: 0.553		X SL 85 0-0 1B		F FF 91 X FF 92 0-1 G6-3 ③			D SL 84 B SL 86 X CU 76 2-0 G1-3 ② 1-3		X SL 86 0-0 2-H 1B		B SI 94 C SI 94 S CH 86 F KC 82 B SI 95 D CH 85 X SL 85 3-2 G6-3 ③		5	0	2	1	0	0	3
6 Anthony Rendon, R (1, 5) OBP: 0.335, SLG: 0.398		F SI 92 C SI 93 F SI 93 D SL 85 X SI 93 1-2 L9 ①			X SL 84 0-0 L7 ①		D SL 86 B SL 85 C SL 86 X SL 85 2-1 G6-3 ③		C SL 86 C SI 97 C SI 98 0-3 K ③			B SI 92 B KC 80 B SI 92 C SI 92 C SI 92 F SI 94 F SI 94 F CH 85 C SI 94 3-3 K ①	5	0	0	0	0	2	3
8 Danny Espinosa, S (1, 6) OBP: 0.313, SLG: 0.402		B CU 77 D CU 78 D SL 86 C SI 92 C SI 92 S FF 92 3-3 K ②			B FF 92 F FF 92 X SI 93 1-1 P5 ②			C FF 94 F SI 95 S SL 83 0-3 K ①		X FF 93 0-0 G4-3 ①		B KC 77 B KC 79 H FF 93 3-0 3 S 3 1B HBP	4	1	0	0	0	2	1
37 Stephen Strasburg, R (1, 1) OBP: 0.147, SLG: 0.147 73 Felipe Vázquez, L (8, 1) 10 Stephen Drew, L (8, PH) OBP: 0.301, SLG: 0.554 3 Michael Taylor, R (9, 8) OBP: 0.261, SLG: 0.353		X FF 92 0-0 G6-3 ③			C SI 92 C SI 93 S SL 86 0-3 K ③			B SL 84 B FF 94 X SI 94 2-0 HR		B FF 92 F CU 80 B FF 93 B CU 82 C CU 81 B FF 94 4-2 25 G1-6-3 BB		1 SAFE B SI 92 D SI 92 C SI 94 B CH 85 X KC 76 3-1 28 1B 28 1B 1B 1-H	2 0 1 1	0 0 1 1	0 0 1 1	0 0 1 1	1 0 0 1	1 0 0 0	1 0 0 0
Inning Stats	R: 1 E: 0 K: 1 S: 15 H: 2 LOB: 1 BB: 0 P: 20	R: 0 E: 0 K: 1 S: 9 H: 1 LOB: 1 BB: 0 P: 13	R: 0 E: 0 K: 0 S: 9 H: 0 LOB: 0 BB: 0 P: 9	R: 0 E: 0 K: 0 S: 7 H: 0 LOB: 0 BB: 0 P: 7	R: 0 E: 0 K: 1 S: 6 H: 0 LOB: 0 BB: 0 P: 7	R: 0 E: 0 K: 0 S: 10 H: 1 LOB: 0 BB: 0 P: 15	R: 0 E: 0 K: 0 S: 8 H: 1 LOB: 1 BB: 0 P: 13	R: 1 E: 0 K: 2 S: 12 H: 1 LOB: 0 BB: 0 P: 17	R: 1 E: 0 K: 2 S: 12 H: 1 LOB: 1 BB: 1 P: 18	R: 0 E: 0 K: 0 S: 5 H: 0 LOB: 0 BB: 1 P: 10	R: 0 E: 0 K: 1 S: 12 H: 0 LOB: 2 BB: 2 P: 26	R: 2 E: 0 K: 1 S: 14 H: 2 LOB: 1 BB: 0 P: 27	1B: 7 2B: 1 3B: 0 HR: 1	SF: 0 SAC: 0 DP: 1 HBP: 1	WP: 2 PB: 0 SB: 2 CS: 0	PA: 47				

PITCHER		IP	WLS	BF	H	R	ER	SO	BB	IBB	HBP	BLK	WP	HR	S	P	ERA	WHIP
39 Jason Hammel, R ERA: 2.26	(1, 1)	7.0		25	5	1	1	4	0	0	0	0	2	0	64	84	1.29	0.714
46 Pedro Strop, R ERA: 2.92	(8, 1)	1.0		4	1	1	1	2	0	0	0	0	0	1	12	17	9.00	1.000
56 Héctor Rondón, R ERA: 1.57	(9, 1)	1.0	B	5	1	1	1	2	1	0	0	0	0	0	12	18	9.00	2.000
52 Justin Grimm, R ERA: 5.09	(10, 1)	0.1		2	0	0	0	0	1	0	0	0	0	0	3	7	0.00	3.000
37 Travis Wood, L ERA: 2.49	(10, 1)	1.0		4	0	0	0	0	2	0	0	0	0	0	7	17	0.00	2.000

PITCHER		IP	WLS	BF	H	R	ER	SO	BB	IBB	HBP	BLK	WP	HR	S	P	ERA	WHIP
53 Trevor Cahill, R ERA: 2.83	(11, 1)	1.0	L	5	1	2	2	2	0	0	0	0	0	0	15	29	18.00	1.000
43 Adam Warren, R ERA: 4.18	(12, 1)	0.1		2	1	0	0	0	0	0	0	0	0	0	6	10	0.00	3.000

AB	42
R	5
H	9
RBI	4
BB	4
SO	10
LOB	18

Batter	1	2	3	4	5	6	7	8	9	AB	R	H	RBI	BB	SO	LOB
9 Ben Revere, L (1, 8) (9, 7) OBP: 0.259, SLG: 0.276	C FF 90 F FF 91 B SL 84 B FF 92 X FF 90 2-2 ① L6		C FF 90 C SL 83 F FF 91 B CU 71 X FF 90 1-2 ② L9		C FF 88 X CU 71 0-1 ① F7		C SI 92 F ST 84 X SI 94 0-2 E4 28 G4-3 28 S 25 SF8		B SI 90 B SI 90 B SI 91 C SI 91 B SI 91 4-1 28 1B 34 E BB	4	2	0	0	1	0	0
28 Jayson Werth, R (1, 7) OBP: 0.321, SLG: 0.438 3 Michael Taylor, R (9, 8) OBP: 0.261, SLG: 0.353	C FF 91 B SL 85 B SL 86 F FF 91 S FF 91 2-3 ② K		B CU 72 C SL 83 F CU 73 B FF 90 B CU 73 F FF 90 X FF 91 3-2 34 HR 1B		C FF 88 B CU 71 B SL 83 F FF 89 X FF 92 2-2 ② G4-3		C SI 92 1 SAFE D SI 93 B FF 93 1 SAFE X SI 94 2-1 ① G4-3 1-3		B SI 90 X SI 91 1-0 34 E 34 1B 1-3 1B	5 0	2 0	2 0	0 0	0 0	1 0	1 0
34 Bryce Harper, L (1, 9) OBP: 0.409, SLG: 0.502	B FF 91 B FF 91 C FF 92 X SL 86 2-1 ③ G4-3		C FF 90 D CH 80 F FF 90 B CU 71 X FF 90 2-2 1-H HR		B CH 78 F SL 83 S CU 72 B SL 84 T FF 91 2-2 ③ K		B SI 93 B SI 94 D ST 85 I IN 81 4-0 25 SF8 40 BB IBB		B SL 83 B SI 92 3 SAFE X SI 92 2-0 6 FC6-4 1-H 3-H 1B	4	1	2	3	1	1	0
40 Wilson Ramos, R (1, 2) OBP: 0.388, SLG: 0.568		C FF 89 B SL 84 F FF 90 X SL 84 1-2 6 FC5-4 25 1B 10 SF8 1B	B FF 91 B CU 75 B SI 91 F FF 91 F FF 91 X FF 92 3-2 HR			B SL 82 X CU 71 1-0 ① L8	B SI 93 C FF 93 B ST 83 B SI 93 S FF 93 1 SAFE B SI 93 4-2 1-2 BB		B SI 91 C FC 85 F SI 92 S FC 86 1-3 ① K	4	2	2	1	1	1	1
25 Clint Robinson, L (1, 3) OBP: 0.295, SLG: 0.358		C FF 88 C FF 88 X FF 90 0-2 6 FC5-4 1-2 1B	F CH 81 X CU 72 0-1 ③ F8			B CH 79 C FF 88 S CH 80 F SL 84 B CH 78 F FF 91 F CU 72 X FF 90 2-2 ② G6-3	D SI 93 X FF 93 1-0 ② SF8 2-3 3-H		C SI 92 F FC 85 S SL 85 0-3 ② K	4	0	1	1	0	1	1
6 Anthony Rendon, R (1, 5) OBP: 0.336, SLG: 0.407		B FF 91 B FF 91 F FF 91 T FF 89 B SL 85 F FF 91 F FF 91 F FF 90 X FF 90 3-2 ① FC5-4 10 SF8 1-2f 2-3	B SL 82 B FF 88 B FF 89 B FF 89 4-0 8 G2-3 BB			S FF 90 C FF 90 X FF 90 0-2 HR	B CU 78 C FF 90 B CU 77 X FF 91 2-1 ③ L9		F SI 91 X FC 85 0-1 ③ FC6-4 1-2f	4	1	1	1	1	0	5
10 Stephen Drew, L (1, 4) OBP: 0.299, SLG: 0.559		X FF 89 0-0 ② SF8 1-2 3-H	C FF 88 B CH 78 B FF 88 C FF 89 F SL 83 X FF 90 2-2 ① L7			B CU 72 B SI 90 B FF 90 C FF 90 F FF 90 F FF 91 X FF 90 3-2 2B	C FF 89 S CU 78 F CU 78 B FF 91 B CU 80 F FF 90 F FF 91 B CU 78 X FF 90 3-2 ① L3			3	0	1	1	0	0	1
8 Danny Espinosa, S (1, 6) OBP: 0.311, SLG: 0.396		S CH 78 D CU 71 X CH 79 1-1 ③ G4-3	B CU 70 F FF 89 F FF 89 X CU 70 1-2 ② G2-3 1-2			B FF 88 B FF 89 B FF 88 B SI 88 4-0 BB	B CU 78 B FF 90 F FF 90 S FF 90 C FF 91 2-3 ② K			3	0	0	0	1	1	2
57 Tanner Roark, R (1, 1) 45 Blake Treinen, R (7, 1) 14 Chris Heisey, R (8, PH) OBP: 0.304, SLG: 0.475 73 Felipe Vázquez, L (8, 1) 27 Shawn Kelley, R (9, 1)			C FF 90 X FF 90 0-1 ① L8	C SL 82 X FF 89 0-1 ③ F8		D SL 84 X FF 90 1-0 ③ P2		B CU 80 C CU 77 B FF 92 B FF 91 F FF 91 X FF 91 3-2 ③ G5-3		3 0 1 0 0	0 0 0 0 0	0 0 0 0 0	0 0 0 0 0	0 0 0 0 0	0 0 0 0 0	3 0 0 0 0
Inning Stats	R: 0 E: 0 K: 1 S: 8 H: 0 LOB: 0 BB: 0 P: 14	R: 1 E: 0 K: 0 S: 15 H: 2 LOB: 1 BB: 0 P: 20	R: 3 E: 0 K: 0 S: 18 H: 3 LOB: 0 BB: 0 P: 27	R: 0 E: 0 K: 0 S: 9 H: 0 LOB: 1 BB: 1 P: 16	R: 0 E: 0 K: 1 S: 8 H: 0 LOB: 0 BB: 0 P: 12	R: 1 E: 0 K: 0 S: 15 H: 2 LOB: 2 BB: 1 P: 26	R: 1 E: 1 K: 0 S: 10 H: 0 LOB: 2 BB: 2 P: 23	R: 0 E: 0 K: 1 S: 12 H: 0 LOB: 0 BB: 0 P: 20	R: 2 E: 1 K: 2 S: 11 H: 2 LOB: 1 BB: 1 P: 19	1B: 5 2B: 1 3B: 0 HR: 3 SF: 2 SAC: 0 DP: 0 HBP: 0						

PITCHER		IP	WLS	BF	H	R	ER	SO	BB	IBB	HBP	BLK	WP	HR	S	P	ERA	WHIP
50 Erik Johnson, R ERA: 7.66	(1, 1)	6.0	L	27	7	5	5	2	2	0	0	0	0	3	73	115	7.50	1.500
52 Brad Hand, L ERA: 3.72	(7, 1)	0.2		5	0	1	0	0	1	1	0	0	0	0	8	19	0.00	1.500
59 Kevin Quackenbush, R ERA: 4.03	(7, 1)	1.1		4	0	0	0	1	0	0	0	0	0	0	14	24	0.00	0.000
46 Matt Thornton, L ERA: 5.68	(9, 1)	1.0		6	2	2	1	2	1	0	0	0	0	0	11	19	9.00	3.000

PITCHER	IP	WLS	BF	H	R	ER	SO	BB	IBB	HBP	BLK	WP	HR	S	P	ERA	WHIP

TOP

Washington Nationals @ San Diego Padres

Petco Park, San Diego, CA

Thu Jun 16 2016, 7:11 PM - 10:28 PM PDT

Att. 22,648 - Clear - 72 F

livebaseballscorecards.com

AB	35
R	8
H	9
RBI	7
BB	5
SO	5
LOB	14

WP: 0 PA: 42
PB: 0
SB: 1
CS: 0

Batter	1	2	3	4	5	6	7	8	9	AB	R	H	RBI	BB	SO	LOB
16 Travis Jankowski, L (1, 8) OBP: 0.339, SLG: 0.333	C FF 91 S FF 92 B FF 92 F CU 78 F SI 92 B CU 80 X SI 93 2-2 4 BB 27 1B 1B	C SI 91 S CH 83 B SI 92 F CH 81 F FF 93 1 SAFE B CU 78 S CU 77 2-3 ③ K			L CH 80 B FF 91 X CH 82 1-1 ① G6-3		C SI 95 B FF 96 S SL 86 B SL 87 B SI 96 C SL 86 3-3 ① K		B FF 94 C SL 82 C SL 83 B FF 95 D CH 86 X FF 94 3-2 ① FC6-4 4 2B 27 SF8 1-2f	5	2	1	0	0	2	2
4 Wil Myers, R (1, 3) OBP: 0.330, SLG: 0.521	1 SAFE 1 SAFE B FF 93 1 SAFE F SI 91 1 SAFE B SL 84 B SI 93 B SI 92 4-1 27 1B 2 1B 1-2 BB		B FF 92 F FF 91 B SI 92 B SL 85 C SI 92 X SI 94 3-2 ① G4-3		X SI 92 0-0 HR		C SI 96 B SL 87 S SL 87 B FF 95 B SL 86 B SL 86 4-2 27 1B BB		B SL 86 B FF 94 B FF 94 C FF 93 X FF 93 3-1 1-3 2B	3	2	2	1	2	0	0
27 Matt Kemp, R (1, 9) OBP: 0.269, SLG: 0.480	C SI 93 S SI 92 D SL 86 X SI 94 1-2 2 1B 1-2 2-H 1B		F FF 93 B SL 86 S SL 85 B FF 92 F CU 78 B CH 83 B SI 94 4-2 26 G6-3 BB		B SL 84 X SL 83 1-0 ② G6-3		X SI 94 0-0 1-2 1B		B FF 92 B FF 91 C FF 91 B FF 92 F FF 90 X FF 92 3-2 ② SF8 3-H	3	0	2	2	1	0	0
26 Yangervis Solarte, S (1, 4) OBP: 0.349, SLG: 0.462	X CU 76 0-0 ① L7		C SI 92 C SI 91 X SI 92 0-2 ② G6-3 1-2		F SI 92 X CU 78 0-1 ③ F7		X SI 94 0-0 ② L8		C SL 83 F FF 93 F SL 85 B FF 94 B SL 84 X FF 92 2-2 ③ G4-3	5	0	0	0	0	0	6
2 B.J. Upton, R (1, 7) OBP: 0.304, SLG: 0.413	2 SAFE C SI 92 X SI 93 0-1 11 G6-3 1-2 2-H 1B		B SL 84 B FF 92 S FF 93 C SI 92 F CU 77 T FF 93 2-2 ③ K			B CU 74 S SL 83 B SI 91 X SI 91 2-1 12 S 11 S 12 G6-3 1B	S SL 86 C SL 86 F SL 86 F FF 96 B FF 95 S SL 87 1-3 ③ K			4	1	2	1	0	2	3
11 Ryan Schimpf, L (1, 5) OBP: 0.167, SLG: 0.200	B SI 92 C SI 92 X CU 76 1-1 ②③ G6-3 1-2f			B CU 76 B SI 91 X SI 91 2-0 ① P5		C CU 76 1 SAFE S CH 83 B SI 92 B CH 82 S SI 92 2-3 ① K 1-2		B FF 96 B FF 94 B FF 94 B FF 94 4-0 5 G4-6-3 BB		3	0	0	0	1	1	3
12 Christian Bethancourt, R (1, 2) OBP: 0.289, SLG: 0.449		B SI 91 C SI 91 X SI 92 1-1 E6		C SI 92 B SL 86 B SL 84 B FF 92 X FF 92 3-1 ② P3		C SL 84 X SI 89 0-1 ② G6-3 2-H		C SL 84 S CH 86 S CH 86 0-3 ① K		4	0	0	1	0	1	1
5 Alexi Amarista, L (1, 6) OBP: 0.333, SLG: 0.293		X SI 90 0-0 ① F8		C SI 91 C CU 77 B SI 93 X SL 78 1-2 1B		C CH 80 B CH 82 X SI 89 1-1 9 FC5-4 1B		X FF 93 0-0 ②③ G4-6-3 1-2f		4	0	2	0	0	0	2
50 Erik Johnson, R (1, 1) 9 Adam Rosales, R (6, PH) OBP: 0.271, SLG: 0.368 52 Brad Hand, L (7, 1) 59 Kevin Quackenbush, R (7, 1) 46 Matt Thornton, L (9, 1) 24 Jon Jay, L (9, PH) OBP: 0.338, SLG: 0.400		C SI 89 C CU 75 S SL 84 0-3 ② K		F FF 91 C SI 91 B SL 81 F FF 92 S CU 76 1-3 ③ K		S SL 83 F SI 91 1 SAFE D SL 82 F CU 76 F SI 92 B SL 83 X SI 92 2-2 ③ FC5-4 1-2f			B FF 93 X FF 94 1-0 16 FC6-4 1B	2 1 0 0 0 1	0 0 0 0 0 0	0 0 0 0 0 1	0 0 0 0 0 0	0 0 0 0 0 0	2 0 0 0 0 0	2 1 0 0 0 0
Inning Stats	R: 2 E: 0 K: 0 S: 14 H: 3 LOB: 1 BB: 1 P: 22	R: 0 E: 1 K: 2 S: 11 H: 0 LOB: 1 BB: 0 P: 14	R: 0 E: 0 K: 1 S: 13 H: 0 LOB: 1 BB: 1 P: 22	R: 0 E: 0 K: 1 S: 10 H: 1 LOB: 1 BB: 0 P: 17	R: 1 E: 0 K: 0 S: 6 H: 1 LOB: 0 BB: 0 P: 8	R: 1 E: 0 K: 1 S: 14 H: 2 LOB: 1 BB: 0 P: 21	R: 0 E: 0 K: 2 S: 12 H: 1 LOB: 2 BB: 1 P: 20	R: 0 E: 0 K: 1 S: 4 H: 0 LOB: 0 BB: 1 P: 8	R: 1 E: 0 K: 0 S: 13 H: 2 LOB: 1 BB: 0 P: 25	1B: 8 2B: 1 3B: 0 HR: 1 SF: 1 SAC: 0 DP: 2 HBP: 0				WP: 0 PB: 0 SB: 2 CS: 0	PA: 40	

PITCHER		IP	WLS	BF	H	R	ER	SO	BB	IBB	HBP	BLK	WP	HR	S	P	ERA	WHIP
57 Tanner Roark, R ERA: 3.14	(1, 1)	6.0	W	27	7	4	4	5	2	0	0	0	0	1	68	104	6.00	1.500
45 Blake Treinen, R ERA: 2.22	(7, 1)	1.0	H	5	1	0	0	2	1	0	0	0	0	0	12	20	0.00	2.000
73 Felipe Vázquez, L ERA: 5.34	(8, 1)	1.1	H	6	2	1	1	1	1	0	0	0	0	0	10	21	6.75	2.250
27 Shawn Kelley, R ERA: 2.45	(9, 1)	0.2	S	2	0	0	0	0	0	0	0	0	0	0	7	12	0.00	0.000

PITCHER	IP	WLS	BF	H	R	ER	SO	BB	IBB	HBP	BLK	WP	HR	S	P	ERA	WHIP

BOTTOM

Washington Nationals @ San Diego Padres

Petco Park, San Diego, CA

Thu Jun 16 2016, 7:11 PM - 10:28 PM PDT

Att. 22,648 - Clear - 72 F

livebaseballscorecards.com

AB	35
R	5
H	10
RBI	5
BB	4
SO	8
LOB	20

Batter	1	2	3	4	5	6	7	8	9	AB	R	H	RBI	BB	SO	LOB
3 Michael Taylor, R (1, 8) OBP: 0.259, SLG: 0.348	F SI 90 F SI 91 X SL 84 0-2 ① F7		B SI 89 B SI 90 X SI 90 2-0 ② F9		F SI 88 B CH 88 C SI 89 S CU 77 1-3 ① K2-3		S SL 81 F SL 82 B SL 84 X SL 82 1-2 28 G4-3 28 S 34 1B 1B		B FF 93 S FF 92 C FF 93 B FF 93 S FF 93 2-3 ② K	5	1	1	0	0	2	0
28 Jayson Werth, R (1, 7) OBP: 0.323, SLG: 0.438	B SI 91 B SI 91 B SI 89 X SI 90 3-0 ② G4-3		C CU 78 B SI 89 X CU 77 1-1 34 1B 20 2B 1B		C FF 90 B SI 90 B SI 90 X CU 77 2-1 34 G1-6-3 1B		1 SAFE 1 SAFE 1 SAFE C SI 87 B CU 74 X SL 83 1-1 ① G4-3 1-3		C FF 92 T FF 93 T FF 93 0-2 ③ K	5	1	2	0	0	1	1
34 Bryce Harper, L (1, 9) OBP: 0.410, SLG: 0.502	C SI 91 F SI 91 X SL 85 0-2 ③ G1-3		C SI 89 X SL 82 0-1 20 2B 1-2 1B		C SI 88 F SI 89 X SL 83 0-2 ②③ G1-6-3 1-2f		B FF 88 S CH 84 S FF 90 D SL 85 X FF 89 2-2 20 G4-3 3-H 1B			4	1	2	1	0	0	1
20 Daniel Murphy, L (1, 4) OBP: 0.404, SLG: 0.606		S SI 90 X CH 83 0-1 ① P3	B SL 82 X SI 89 1-0 11 HR 1-H 2-H 2B			C SI 88 B FF 89 X CH 82 1-1 HR	F CU 74 X FF 88 0-1 ② G4-3 1-2			4	2	2	3	0	0	1
11 Ryan Zimmerman, R (1, 3) OBP: 0.296, SLG: 0.431		C SI 90 C SI 91 F SI 91 B SI 91 B SL 84 B SL 85 B SI 92 4-2 40 1B 6 SF8 BB	C SI 89 B SI 90 X SL 81 1-1 2-H HR			C SI 88 C FF 88 C SI 89 0-3 ① K	B SL 81 F CH 82 X CH 81 1-1 ③ P4			3	2	1	2	1	1	1
40 Wilson Ramos, R (1, 2) OBP: 0.385, SLG: 0.561		F CU 77 B SI 91 C FF 91 B SL 84 B FF 90 X SL 81 3-2 1-3 1B	B SI 89 B SI 89 B CH 87 C SI 88 X SI 88 3-1 ③ G5-3			F SI 88 X FF 88 0-1 ② G5-3		B FF 94 S CH 84 S SL 86 B SL 86 X FF 96 2-2 ① G6-3		4	0	1	0	0	0	0
6 Anthony Rendon, R (1, 5) OBP: 0.335, SLG: 0.404		F CU 77 B SI 90 B CU 77 X SI 91 2-1 ② SF8 3-H		X SI 89 0-0 ① F9		B CU 77 C CH 88 B SI 89 C SI 89 B SI 88 B SI 89 4-2 8 1B 41 1B BB		C SL 85 B SL 86 C SL 86 T FF 95 1-2 ② K		2	0	0	1	1	1	0
8 Danny Espinosa, S (1, 6) OBP: 0.310, SLG: 0.394		B SI 91 S SL 83 X FF 91 1-1 ③ G4-3		B SI 89 X CH 83 1-0 ② G5-3		F CH 87 B SI 88 C CH 87 X SI 88 1-2 41 1B 1-2 1B		S CH 85 S CH 88 X SL 86 0-2 ③ G3		4	0	1	0	0	0	1
41 Joe Ross, R (1, 1) OBP: 0.200, SLG: 0.250 46 Oliver Pérez, L (7, 1) 45 Blake Treinen, R (7, 1) 36 Sammy Solís, R (8, 1) 14 Chris Heisey, R (9, PH) OBP: 0.300, SLG: 0.468 52 Yusmeiro Petit, R (9, 1)			F SI 89 B SL 81 X SI 89 1-1 ① G6-3	C SI 90 B CU 77 C SI 90 S SI 91 1-3 ③ K		D CU 74 S CH 87 C CH 87 F SI 88 X SL 78 1-2 ③ 1-2 2-H 1B			C FF 92 B FF 92 F FF 92 F FF 94 B FF 94 B FF 93 S FF 93 3-3 ① K	3 0 0 0 1 0	0 0 0 0 0 0	1 0 0 0 0 0	0 0 0 0 0 0	0 0 0 0 1 0	1 0 0 0 0 0	0 0 0 0 0 0
Inning Stats	R: 0 E: 0 K: 0 S: 7 H: 0 LOB: 0 BB: 0 P: 10	R: 1 E: 0 K: 0 S: 12 H: 1 LOB: 1 BB: 1 P: 22	R: 4 E: 0 K: 0 S: 12 H: 4 LOB: 0 BB: 0 P: 21	R: 0 E: 0 K: 1 S: 5 H: 0 LOB: 0 BB: 0 P: 7	R: 0 E: 0 K: 1 S: 8 H: 1 LOB: 0 BB: 0 P: 11	R: 1 E: 0 K: 1 S: 16 H: 3 LOB: 2 BB: 1 P: 23	R: 1 E: 0 K: 0 S: 12 H: 2 LOB: 1 BB: 0 P: 17	R: 0 E: 0 K: 1 S: 9 H: 0 LOB: 0 BB: 0 P: 12	R: 0 E: 0 K: 3 S: 10 H: 0 LOB: 0 BB: 0 P: 15	1B: 8 2B: 1 3B: 0 HR: 2 SF: 1 SAC: 0 DP: 1 HBP: 0						

PITCHER		IP	WLS	BF	H	R	ER	SO	BB	IBB	HBP	BLK	WP	HR	S	P	ERA	WHIP
53 Christian Friedrich, L ERA: 3.15	(1, 1)	6.0	L	27	9	6	6	3	2	0	0	0	0	2	60	94	9.00	1.833
23 Carlos Villanueva, R ERA: 3.51	(7, 1)	1.0		5	2	1	1	0	0	0	0	0	0	0	12	17	9.00	2.000
37 Brandon Maurer, R ERA: 6.55	(8, 1)	1.0		3	0	0	0	1	0	0	0	0	0	0	9	12	0.00	0.000
40 Ryan Buchter, L ERA: 1.8	(9, 1)	1.0		3	0	0	0	3	0	0	0	0	0	0	10	15	0.00	0.000

PITCHER	IP	WLS	BF	H	R	ER	SO	BB	IBB	HBP	BLK	WP	HR	S	P	ERA	WHIP

TOP

Washington Nationals @ San Diego Padres

Petco Park, San Diego, CA

Fri Jun 17 2016, 7:42 PM - 10:53 PM PDT

Att. 31,137 - Clear - 76 F

livebaseballscorecards.com

AB	35
R	7
H	11
RBI	7
BB	2
SO	7
LOB	5

WP: 0 PB: 0 SB: 1 CS: 0 PA: 38

Batter	1	2	3	4	5	6	7	8	9	AB	R	H	RBI	BB	SO	LOB
24 Jon Jay, L (1, 8) OBP: 0.343, SLG: 0.411	X SI 94 0-0 4 G4-3 27 1B 2B		B SL 84 X SI 92 1-0 ① L4-3		F SL 82 F SI 92 F SL 82 F SL 83 F SI 92 F SL 83 F CH 88 X SI 94 0-2 1-2 2-H 1B		B SI 92 C SI 91 X SI 91 1-1 4 G4-3 26 FC4-6 1-3 2B	B KC 82 S SI 93 B SI 94 X SI 94 2-1 ③ G6-3		5	2	3	1	0	0	1
4 Wil Myers, R (1, 3) OBP: 0.328, SLG: 0.515	C SI 94 C SL 84 F SL 86 X SI 96 0-2 ① G4-3 2-3		B SI 94 X SI 93 1-0 ② G5-3		C SL 82 C SL 82 X SI 92 0-2 ② F9 2-3		S SL 85 S SL 86 D SL 87 X SI 94 1-2 ① G4-3 2-3 3-H		B SL 84 C SL 85 S CU 79 F FF 91 X FC 90 1-2 1B	5	0	1	1	0	0	4
27 Matt Kemp, R (1, 9) OBP: 0.271, SLG: 0.476	S SL 86 B SL 87 X SI 94 1-1 26 FC6-4 3-H 1B		B SI 94 C SI 93 S SL 87 X SL 85 1-2 ③ G5-3		C SI 92 S SL 84 S SL 83 0-3 ③ K		C SL 87 B SI 96 F SL 87 B SI 95 B SI 94 F SL 86 F SL 85 F SI 93 B SI 94 4-2 26 FC4-6 BB		B SL 85 F FF 90 S CU 77 D CU 80 F SL 87 X CU 79 2-2 ① F7	4	0	1	1	1	1	3
26 Yangervis Solarte, S (1, 5) OBP: 0.333, SLG: 0.439	X SI 93 0-0 ② FC6-4 1-2f			C SI 93 B CH 88 X CH 88 1-1 ① G3		X CH 89 0-0 ① F8	C SI 94 B SI 94 X SI 93 1-1 ② FC4-6 2 1B 1-2f 3-H		B FF 89 F SL 84 B FF 90 F CH 83 X CU 77 2-2 ② P4	5	0	0	1	0	0	3
2 B.J. Upton, R (1, 7) OBP: 0.302, SLG: 0.408	B SI 94 S SL 85 F SI 93 T SI 94 1-2 ③ K			C SI 94 S SL 84 B SL 85 B SI 94 S SL 85 2-3 ② K		C SI 91 B SI 91 B SL 83 X SL 84 2-1 ② G1-3	C SI 94 B SI 94 F SL 86 X SL 85 1-2 1B		X SL 86 0-0 ③ G6-3	5	0	1	0	0	2	2
3 Derek Norris, R (1, 2) OBP: 0.264, SLG: 0.385		B SI 92 C SL 83 S SL 84 S SI 94 1-3 ① K	B SI 95 B SI 94 F SL 84 F SL 85 B SI 90 F SL 85 S SI 95 3-3 ③ K			C SL 83 C SI 92 B SI 94 B SI 94 X SL 85 2-2 HR	B SI 93 B SI 94 C SI 92 X SI 93 2-1 ③ G5-3			4	1	1	1	0	2	2
11 Ryan Schimpf, L (1, 4) OBP: 0.313, SLG: 0.333		F SI 93 B SI 94 S SL 83 X SI 94 1-2 10 G5-3 2B			B SI 91 B CH 86 B CH 88 C SI 92 C SL 82 B SL 83 4-2 53 10 FC2-5 1B BB	B SI 94 B SL 82 C SI 92 B CH 88 F SI 92 B SL 82 4-2 BB		C SI 94 B KC 80 F KC 81 S KC 82 1-3 ① K		2	0	1	0	2	1	0
10 Alexei Ramirez, R (1, 6) OBP: 0.287, SLG: 0.335		C SL 84 S SL 84 F SL 84 X SL 83 0-2 ② G5-3 2-3			B SI 93 S SL 83 X SI 92 1-1 53 FC2-5 24 1B 1-2 1B	C SL 83 X SL 83 0-1 ③ P3		B SI 94 B SI 87 B SI 95 B SI 96 4-0 39 WP BB		3	1	1	0	1	0	2
53 Christian Friedrich, R (1, 1) OBP: 0.125, SLG: 0.125 23 Carlos Villanueva, R (7, 1) 5 Alexi Amarista, L (7, PH) OBP: 0.333, SLG: 0.293 12 Christian Bethancourt, R (7, PH) OBP: 0.298, SLG: 0.449 37 Brandon Maurer, R (8, 1) 39 Brett Wallace, L (8, PH) OBP: 0.350, SLG: 0.366 40 Ryan Buchter, L (9, 1)		C SL 84 B SI 93 S SL 86 S SL 85 1-3 ③ K			X SI 92 0-0 ① FC2-5 4 F9 24 1B 1-2 2-3f		B FF 91 B FF 91 T FF 92 B FF 91 B SI 91 4-1 24 2B 4 G4-3 BB	B SI 94 B KC 80 C SI 94 S SI 94 B KC 80 F SI 94 C SI 94 3-3 ② K 1-2		2 0 0 0 0 1 3 0 0 0 0 0 0 0 0 0 0 0 0 0 0 0 1 0 0 1 0 0 0 0 0 0 0 0 0 1 0 0 0 0 1 1 0 0 0 0 0 0 0						
Inning Stats	R: 1 E: 0 K: 1 S: 11 H: 2 LOB: 1 BB: 0 P: 13	R: 0 E: 0 K: 2 S: 13 H: 1 LOB: 1 BB: 0 P: 16	R: 0 E: 0 K: 0 S: 5 H: 0 LOB: 0 BB: 0 P: 8	R: 0 E: 0 K: 2 S: 9 H: 0 LOB: 0 BB: 0 P: 15	R: 1 E: 0 K: 1 S: 19 H: 2 LOB: 2 BB: 1 P: 24	R: 1 E: 0 K: 0 S: 11 H: 1 LOB: 1 BB: 1 P: 19	R: 2 E: 0 K: 0 S: 18 H: 2 LOB: 2 BB: 2 P: 32	R: 0 E: 0 K: 2 S: 9 H: 0 LOB: 1 BB: 1 P: 19	R: 0 E: 0 K: 0 S: 12 H: 1 LOB: 1 BB: 0 P: 17	1B: 5 2B: 3 3B: 0 HR: 1 SF: 0 SAC: 0 DP: 0 HBP: 0						

BOTTOM

Washington Nationals @ San Diego Padres

Petco Park, San Diego, CA

Fri Jun 17 2016, 7:42 PM - 10:53 PM PDT

Att. 31,137 - Clear - 76 F

livebaseballscorecards.com

AB	36
R	5
H	9
RBI	5
BB	5
SO	8
LOB	21

WP: 1 PB: 0 SB: 0 CS: 0 PA: 41

PITCHER		IP	WLS	BF	H	R	ER	SO	BB	IBB	HBP	BLK	WP	HR	S	P	ERA	WHIP
41 Joe Ross, R ERA: 3.13	(1, 1)	6.0	W	26	6	3	3	6	2	0	0	0	0	1	68	95	4.50	1.333
46 Oliver Pérez, L ERA: 4.67	(7, 1)	0.0		2	1	2	2	0	1	0	0	0	0	0	3	8	∞	∞
45 Blake Treinen, R ERA: 2.15	(7, 1)	1.0	H	5	1	0	0	0	1	0	0	0	0	0	15	24	0.00	2.000
36 Sammy Solís, L ERA: 1.64	(8, 1)	1.0	H	4	0	0	0	2	1	0	0	0	1	0	9	19	0.00	1.000
52 Yusmeiro Petit, R ERA: 2.81	(9, 1)	1.0	S	4	1	0	0	0	0	0	0	0	0	0	12	17	0.00	1.000

PITCHER	IP	WLS	BF	H	R	ER	SO	BB	IBB	HBP	BLK	WP	HR	S	P	ERA	WHIP

Washington Nationals @ San Diego Padres

Petco Park, San Diego, CA

Sat Jun 18 2016, 7:11 PM - 10:23 PM PDT

Att. 34,113 - Overcast - 78 F

TOP

livebaseballscorecards.com

Batter	1	2	3	4	5	6	7	8	9	AB	R	H	RBI	BB	SO	LOB
9 Ben Revere, L (1, 7) OBP: 0.264, SLG: 0.280	C FF 92 F FF 92 C SI 93 0-3 ① K		C FC 87 B CU 77 X FC 87 1-1 ① G4-3			B CU 75 B SI 90 X FF 92 2-0 34 F8 3 S 1B	C SL 84 S FF 93 S FF 93 0-3 ③ K		C SI 95 F SI 95 D CH 83 X FF 96 1-2 1-3 1B	5	0	2	0	0	2	2
3 Michael Taylor, R (1, 8) OBP: 0.263, SLG: 0.345	C FF 93 B SI 93 B SI 93 B SI 94 F FF 93 B FF 94 4-2 20 S 20 1B BB		C FC 90 F FF 92 S FC 82 0-3 ② K			1 SAFE 1 SAFE C SI 92 1 SAFE B FC 89 X FF 92 1-1 ① F7 1-2		X SI 92 0-0 20 G6-3 34 G4-3 11 1B 1B	F CH 84 S FF 96 S FF 95 0-3 ③ K	4	2	1	0	1	2	3
34 Bryce Harper, L (1, 9) OBP: 0.404, SLG: 0.493	X SI 92 0-0 ② L8		X FF 93 0-0 ③ L8			C FC 84 X FF 92 0-1 ② F8 2-3		1 SAFE C SI 92 F SI 92 D ST 83 1 SAFE 1 SAFE D ST 83 X SI 93 2-2 ① G4-3 1-2		4	0	0	0	0	0	3
20 Daniel Murphy, L (1, 4) OBP: 0.401, SLG: 0.601	C FF 93 X FF 93 0-1 1-H 1B			C FC 88 X CU 78 0-1 ① G3		B SI 93 X FS 85 1-0 ③ F8		X FF 93 0-0 ② G6-3 2-3		4	0	1	1	0	0	2
11 Ryan Zimmerman, R (1, 3) OBP: 0.296, SLG: 0.428	X FF 93 0-0 ③ G1-6-3			C SI 92 B FF 92 C SI 93 C FC 90 1-3 ② K			B CU 76 B FF 90 F FF 90 X FC 87 2-1 ① G1-4-3	D CU 78 D FF 91 X FF 92 2-0 3-H 1B		4	0	1	1	0	1	1
40 Wilson Ramos, R (1, 2) OBP: 0.382, SLG: 0.555		B FF 92 C FF 92 B FF 92 F FC 89 X SI 93 2-2 ① G1-3		S FS 84 C FF 94 X FC 85 0-2 ③ G5-3			B SI 91 B FC 88 F FF 92 B SI 91 X FF 91 3-1 6 1B 10 BB 6 E 1B	C FF 91 B FF 90 D CU 80 F FF 91 X FF 89 2-2 ③ F9		4	1	1	0	0	0	1
10 Stephen Drew, L (1, 5) OBP: 0.313, SLG: 0.557 18 Matt Belisle, R (7, 1) 73 Felipe Vázquez, L (8, 1) 45 Blake Treinen, R (8, 1) 14 Chris Heisey, R (9, PH) OBP: 0.296, SLG: 0.460		B FF 93 S FS 85 F SI 93 C SI 93 1-3 ② K			B FS 82 B SI 90 B SI 90 C FF 91 C SI 91 X SI 91 3-2 8 L3 1B		S FS 82 B FF 92 F FS 84 B FF 92 F CU 78 D FC 88 B SI 91 4-2 6 E 1-2 BB		L CH 81 S CH 81 B CH 81 B CH 81 C FF 95 2-3 ① K	2 0 0 0 1	0 0 0 0 0	1 0 0 0 0	0 0 0 0 0	1 0 0 0 1	1 0 0 0 0	0 0 0 0 0
8 Danny Espinosa, S (1, 6) OBP: 0.313, SLG: 0.390		C CU 79 H FC 90 1-1 HBP			F FF 92 F FC 90 B CU 78 1 SAFE X SI 92 1-2 ① ② L3 1-1		D SL 82 X FF 92 1-0 ② F9		S SI 95 H FF 96 1-1 9 1B HBP	2	0	0	0	0	0	3
31 Max Scherzer, R (1, 1) OBP: 0.182, SLG: 0.188 6 Anthony Rendon, R (7, PH) OBP: 0.336, SLG: 0.405 (7, 5)		S SI 93 C SI 93 C SI 93 0-3 ③ K			C SI 91 C CU 76 S FC 85 0-3 ③ K		B SL 85 C FF 95 F SL 83 D SL 85 X FF 96 2-2 E1 1-2 2-H 1B		C SI 94 B CH 82 F SI 95 C CH 84 1-3 ② K	2 2	0 0	0 1	0 0	0 0	2 1	1 1
Inning Stats	R: 1 H: 1 E: 0 LOB: 1 K: 1 BB: 1 S: 9 P: 13	R: 0 H: 0 E: 0 LOB: 1 K: 2 BB: 0 S: 10 P: 14	R: 0 H: 0 E: 0 LOB: 0 K: 1 BB: 0 S: 6 P: 7	R: 0 H: 0 E: 0 LOB: 0 K: 1 BB: 0 S: 8 P: 9	R: 0 H: 1 E: 0 LOB: 0 K: 1 BB: 0 S: 9 P: 13	R: 0 H: 1 E: 0 LOB: 1 K: 0 BB: 0 S: 6 P: 10	R: 1 H: 2 E: 1 LOB: 2 K: 1 BB: 1 S: 14 P: 26	R: 1 H: 2 E: 0 LOB: 1 K: 0 BB: 0 S: 9 P: 15	R: 0 H: 1 E: 0 LOB: 2 K: 3 BB: 0 S: 13 P: 18	1B: 8 SF: 0 2B: 1 SAC: 0 3B: 0 DP: 1 HR: 0 HBP: 2						

	AB	34
	R	3
	H	8
	RBI	2
	BB	2
	SO	10
	LOB	17

WP: 0 PA: 38
PB: 0
SB: 2
CS: 0

PITCHER		IP	WLS	BF	H	R	ER	SO	BB	IBB	HBP	BLK	WP	HR	S	P	ERA	WHIP
29 Colin Rea, R ERA: 5.02	(1, 1)	6.1		25	4	2	1	6	2	0	1	0	0	0	55	82	1.42	0.947
37 Brandon Maurer, R ERA: 6.42	(7, 1)	0.2		3	1	0	0	1	0	0	0	0	0	0	7	10	0.00	1.500
52 Brad Hand, L ERA: 3.89	(8, 1)	0.2		3	1	1	1	0	0	0	0	0	0	0	5	7	13.50	1.500
59 Kevin Quackenbush, R ERA: 3.99	(8, 1)	0.1	W	2	1	0	0	0	0	0	0	0	0	0	4	8	0.00	3.000
56 Fernando Rodney, R ERA:	(9, 1)	1.0		5	1	0	0	3	0	0	1	0	0	0	13	18	0.00	1.000

PITCHER		IP	WLS	BF	H	R	ER	SO	BB	IBB	HBP	BLK	WP	HR	S	P	ERA	WHIP

BOTTOM

Washington Nationals @ San Diego Padres

Petco Park, San Diego, CA

Sat Jun 18 2016, 7:11 PM - 10:23 PM PDT

Att. 34,113 - Overcast - 78 F

livebaseballscorecards.com

Batter	1	2	3	4	5	6	7	8	9	AB	R	H	RBI	BB	SO	LOB
24 Jon Jay, L (1, 8) OBP: 0.345, SLG: 0.410	C FF 93 B FF 93 S FF 94 B SL 88 F FF 94 F FF 96 F SL 89 F CH 86 X FF 95 2-2 ① F7		F CU 79 F CH 85 B FF 95 B CH 86 S SL 89 2-3 ② K			B FF 94 F CH 85 F SL 88 F FF 95 F FF 96 B CH 86 B FF 95 X SL 90 3-2 4 FC6-4 1B		B FF 96 B CH 86 B FF 94 B FF 95 4-0 4 2B 39 E 1-2 2-3 BB		3	1	1	0	1	1	0
4 Wil Myers, R (1, 3) OBP: 0.333, SLG: 0.537	B SL 84 X FF 94 1-0 HR		X FF 94 0-0 2B			B SL 85 C SL 85 S SL 86 B FF 95 1 SAFE B SL 86 X CH 86 3-2 ① FC6-4 39 S 1-2f		C SL 82 X CH 87 0-1 39 E 2 BB 1-3 2-H 3-H 2B		4	2	3	3	0	0	1
27 Matt Kemp, R (1, 9) OBP: 0.271, SLG: 0.471	B FF 93 C SL 85 T SL 84 F FF 96 B SL 84 B CH 85 X FF 94 3-2 ② P6		F FF 95 S SL 87 B SL 87 F FF 95 F CH 84 B SL 87 T SL 88 2-2 ③ K			S SL 87 B FF 94 S CH 86 1 SAFE C FF 95 1-3 ② K		I IN 84 I IN 84 I IN 83 I IN 83 4-0 2 BB 39 E 26 1B IBB		3	1	0	0	1	2	2
39 Brett Wallace, L (1, 5) OBP: 0.348, SLG: 0.363 56 Fernando Rodney, R (9, 1)	F FF 93 C SL 85 B FF 95 X CH 84 1-2 1B	B SL 87 S CH 85 C FF 94 F FF 95 B CU 79 S FF 95 2-3 ① K				B CU 79 B SL 88 C FF 95 B FF 94 F CH 86 X FF 95 3-2 ③ F7 1-2		C SL 82 F FF 94 F SL 85 X SL 83 0-2 E1 2 BB 26 1B 1-2 2-3 3-H		4 0	1 0	1 0	0 0	0 0	1 0	3 0
2 B.J. Upton, R (1, 7) OBP: 0.305, SLG: 0.407	B FF 93 X FF 94 1-0 ③ F9			B FF 94 B SL 86 S FF 94 S FF 94 S SL 87 2-3 ② K			B FF 90 S FF 91 B SL 86 S FF 91 F FF 92 B FF 93 F FF 90 X FF 92 3-2 3 G6-3 1B	D SL 86 B SI 92 S SI 95 D SI 94 D SI 94 4-1 3 G5-4-3 3 26 1B 1-2 2-3 3-H BB		3	0	1	1	1	1	1
11 Ryan Schimpf, L (1, 4) OBP: 0.263, SLG: 0.267 59 Kevin Quackenbush, R (8, 1) 26 Yangervis Solarte, S (8, PH) OBP: 0.339, SLG: 0.444 (9, 5)		C FF 93 F FF 93 B CH 85 S FF 94 1-3 ① K	C CH 85 C SL 88 B CH 86 B CH 87 S FF 96 2-3 ③ K				1 SAFE 1 SAFE 1 SAFE B FF 90 C SL 85 F FF 92 X FF 91 1-2 ① P5	B SI 95 B SI 93 F SI 94 X SI 93 2-1 3 G5-4-3 1-2 2-H 3-H 1B		3 0 1	0 0 0	0 0 1	0 0 2	0 0 0	2 0 0	1 0 0
3 Derek Norris, R (1, 2) OBP: 0.259, SLG: 0.377		C FF 94 B FF 94 B FF 94 C SL 86 X FF 95 2-2 ② P3			S SL 86 F FF 94 F FF 95 F FF 96 B CH 85 F SL 88 S CH 86 1-3 ① K		1 SAFE 1 SAFE 1 SAFE F FF 91 F FF 92 X SL 85 0-2 ②③ G6-3 1-2f	C SL 87 S SI 94 F SL 87 F SI 93 X SI 93 0-2 ①② G5-4-3 1-2f 2-3		4	0	0	0	0	1	3
10 Alexei Ramirez, R (1, 6) OBP: 0.287, SLG: 0.333		F FF 92 F SL 84 B FF 94 B CH 81 F CH 86 X SL 86 2-2 ③ G1-3			C SL 85 B SL 86 C FF 95 F SL 87 X FF 95 1-2 ② F8			24 BB 6 1B 4 2B 1B 1-2 P3		4	1	1	0	0	0	1
29 Colin Rea, R (1, 1) OBP: 0.185, SLG: 0.120 37 Brandon Maurer, R (7, 1) 52 Brad Hand, L (8, 1) 5 Alexi Amarista, L (8, 4) OBP: 0.341, SLG: 0.303			B FF 91 C FF 94 B SL 86 S FF 94 S FF 94 2-3 ① K		S FF 94 C SL 86 S SL 85 0-3 ③ K			C FF 95 X SL 86 0-1 24 BB 4 2B 1-2 1B		2 0 0 1	0 0 0 1	0 0 0 1	0 0 0 0	0 0 0 0	2 0 0 0	0 0 0 0
Inning Stats	R: 1 H: 2 E: 0 LOB: 1 K: 0 BB: 0 S: 16 P: 24	R: 0 H: 0 E: 0 LOB: 0 K: 1 BB: 0 S: 10 P: 15	R: 0 H: 1 E: 0 LOB: 1 K: 3 BB: 0 S: 13 P: 19	R: 0 H: 0 E: 0 LOB: 0 K: 3 BB: 0 S: 10 P: 16	R: 0 H: 0 E: 0 LOB: 0 K: 2 BB: 0 S: 13 P: 15	R: 0 H: 1 E: 0 LOB: 1 K: 1 BB: 0 S: 14 P: 24	R: 0 H: 1 E: 0 LOB: 0 K: 0 BB: 0 S: 11 P: 15	R: 6 H: 4 E: 1 LOB: 1 K: 0 BB: 3 S: 20 P: 35		1B: 6 2B: 2 3B: 0 HR: 1	SF: 0 SAC: 0 DP: 2 HBP: 0					

PITCHER	IP	WLS	BF	H	R	ER	SO	BB	IBB	HBP	BLK	WP	HR	S	P	ERA	WHIP
31 Max Scherzer, R (1, 1) ERA: 3.29	6.0		22	4	1	1	10	0	0	0	0	0	1	76	113	1.50	0.667
18 Matt Belisle, R (7, 1) ERA: 2.57	1.0	H	3	1	0	0	0	0	0	0	0	0	0	11	15	0.00	1.000
73 Felipe Vázquez, L (8, 1) ERA: 6.82	0.0	L	6	3	6	5	0	1	1	0	0	0	0	9	17	∞	∞
45 Blake Treinen, R (8, 1) ERA: 2.08	1.0		4	1	0	0	0	1	0	0	0	0	0	11	18	0.00	2.000

PITCHER	IP	WLS	BF	H	R	ER	SO	BB	IBB	HBP	BLK	WP	HR	S	P	ERA	WHIP

AB	32
R	7
H	9
RBI	6
BB	3
SO	10
LOB	12

WP: 0 PA: 35
PB: 0
SB: 1
CS: 0

Batter	1	2	3	4	5	6	7	8	9	AB	R	H	RBI	BB	SO	LOB
3 Michael Taylor, R (1, 8) OBP: 0.279, SLG: 0.402	X CH 84 0-0 HR		B FF 93 X KC 79 1-0 28 S 2B		B FC 86 C FF 91 B FC 86 B KC 79 S FC 85 F FC 87 F FC 86 F FF 92 X FC 85 3-2 HR			C FF 94 F FF 95 B FF 93 B FF 94 X FF 94 2-2 1B		4	2	4	2	0	0	0
28 Jayson Werth, R (1, 7) OBP: 0.318, SLG: 0.430	B FF 91 C KC 80 X FF 91 1-1 ① F8		C FC 87 S FF 92 S FF 93 0-3 ② K 2-3		B KC 81 C KC 79 B FC 86 B KC 78 C FF 92 S FC 85 3-3 ③ K			F FF 94 B FF 94 B FF 93 B FF 94 1 SAFE C FF 94 F FF 94 F FF 94 X FF 94 3-2 ② F7		4	0	0	0	0	2	2
34 Bryce Harper, L (1, 9) OBP: 0.406, SLG: 0.491	F FF 92 X FC 88 0-1 20 1B 1B		D KC 83 S FC 88 B FF 93 X FC 89 2-1 ③ F7			B FF 91 B KC 80 B FF 92 B FF 92 4-0 6 CS BB		S FF 94 C FF 93 S FF 96 0-3 ③ K		3	0	1	0	1	1	2
20 Daniel Murphy, L (1, 4) OBP: 0.399, SLG: 0.595	C FF 92 X FC 88 0-1 11 G6-4-3 1-2 1B			B KC 80 X FF 90 1-0 ① P6		B FF 92 C FF 93 D KC 81 B FF 92 1 SAFE X FF 92 3-1 ① F8			C SI 93 B CH 82 S CH 83 B CH 82 S CH 84 2-3 ① K	4	0	1	0	0	1	1
11 Ryan Zimmerman, R (1, 3) OBP: 0.291, SLG: 0.420	C KC 81 B KC 80 X FF 92 1-1 ②③ G6-4-3 1-2f			C CH 86 B FF 92 F FC 87 B FF 92 F KC 82 X FF 92 2-2 ② P4		C KC 78 F FF 92 S FF 92 0-3 ② K			B SI 95 B SI 95 S FF 95 F CH 84 T FF 97 2-2 ② K	4	0	0	0	0	2	3
6 Anthony Rendon, R (1, 5) OBP: 0.331, SLG: 0.398		B FF 90 C KC 80 F FC 85 S KC 79 1-3 ① K		C KC 79 B KC 80 C CH 86 F FF 92 B KC 80 F KC 81 C KC 80 2-3 ③ K		D KC 80 B CH 87 C FF 92 S KC 80 2-2 ③ CS 1-2	B FF 89 S SL 80 X FF 89 1-1 ① L9		C CH 84 B SI 96 F CH 85 B FF 96 B CH 85 S CH 86 3-3 ③ K	4	0	0	0	0	3	0
8 Danny Espinosa, S (1, 6) OBP: 0.314, SLG: 0.403		F FC 86 B FF 91 F KC 79 T FF 91 1-2 ② K			B FF 90 B CH 86 X FF 90 2-0 HR		B SI 89 C CU 73 F SL 83 F SL 84 B FF 90 S SL 85 2-3 ② K			3	1	1	1	0	2	0
59 Jose Lobaton, S (1, 2) OBP: 0.299, SLG: 0.241		C KC 78 X KC 80 0-1 ③ G5-3			X KC 79 0-0 ① G6-3		C CH 81 F CH 83 B FF 89 C FF 90 1-3 ③ K			3	0	0	0	0	1	0
47 Gio González, R (1, 1) OBP: 0.182, SLG: 0.200 18 Matt Belisle, R (6, 1) 14 Chris Heisey, R (8, PH) OBP: 0.292, SLG: 0.453 73 Felipe Vázquez, L (8, 1)			C FF 91 B KC 78 F FF 91 S KC 78 1-3 ① K		X FF 89 0-0 ② F7			B FF 92 X FF 93 1-0 ① F9		2 0 1 0	0 0 0 0	0 0 0 0	0 0 0 0	1 0 0 0	0 0 0 0	0 0 0 0

TOP

Washington Nationals @ San Diego Padres

Petco Park, San Diego, CA

Sun Jun 19 2016, 1:41 PM - 4:39 PM PDT

Att. 32,285 - Sunny - 84 F

livebaseballscorecards.com

AB	32
R	3
H	7
RBI	3
BB	1
SO	13
LOB	8

Inning Stats	1	2	3	4	5	6	7	8	9	1B	SF	WP	PA
R	1	0	0	0	2	0	0	0	0	3	0	0	34
E	0	0	0	0	0	0	0	0	0	2B	SAC	PB	
K	0	2	2	1	1	1	2	1	3	1	0	0	
S	9	8	9	10	12	7	9	12	9	3B	DP	SB	
H	3	0	1	0	2	0	0	1	0	0	1	1	
LOB	1	0	0	0	0	0	0	0	0	HR	HBP	CS	
BB	0	0	0	0	0	1	0	0	0	3	0		
P	11	10	13	15	20	16	13	18	16				

PITCHER		IP	WLS	BF	H	R	ER	SO	BB	IBB	HBP	BLK	WP	HR	S	P	ERA	WHIP
13 Drew Pomeranz, L ERA: 3.0	(1, 1)	6.0	W	23	6	3	3	7	1	0	0	0	0	3	55	85	4.50	1.167
23 Carlos Villanueva, R ERA: 3.43	(7, 1)	1.0	H	3	0	0	0	2	0	0	0	0	0	0	9	13	0.00	0.000
40 Ryan Buchter, L ERA: 1.74	(8, 1)	1.0	H	4	1	0	0	1	0	0	0	0	0	0	12	18	0.00	1.000
56 Fernando Rodney, R ERA:	(9, 1)	1.0	S	3	0	0	0	3	0	0	0	0	0	0	9	16	0.00	0.000

PITCHER		IP	WLS	BF	H	R	ER	SO	BB	IBB	HBP	BLK	WP	HR	S	P	ERA	WHIP

BOTTOM

Washington Nationals @ San Diego Padres

Petco Park, San Diego, CA

Sun Jun 19 2016, 1:41 PM - 4:39 PM PDT

Att. 32,285 - Sunny - 84 F

livebaseballscorecards.com

Batter	1	2	3	4	5	6	7	8	9	AB	R	H	RBI	BB	SO	LOB
24 Jon Jay, L (1, 8) OBP: 0.345, SLG: 0.407	C SI 90 X CH 87 0-1 G4-3 ①		C CU 73 X CH 88 0-1 L1 ①	S SI 89 2 SAFE B CU 76 B CU 74 C FF 91 H SI 89 3-2 4 BB HBP		L SI 88 B CU 70 L CH 85 F CU 75 X CU 76 1-2 G4-3 ① 1-2		X FF 94 0-0 FC5-4 ② 4 PO 1-2f		2	0	0	0	0	0	0
16 Travis Jankowski, L (6, 8) OBP: 0.328, SLG: 0.321										2	0	0	0	0	0	2
4 Wil Myers, R (1, 3) OBP: 0.336, SLG: 0.535	B SI 89 C SI 89 B CH 83 X CH 83 2-1 27 G2-3 26 1B 1B		C SI 90 B FF 92 S CU 79 S CU 80 1-3 K ② 1-2	D CU 78 B CH 83 B SI 90 C SI 89 C CH 83 B FF 92 4-2 27 FC5-4 1-2 2-3 BB		B SL 83 B SL 84 C FF 89 C SL 86 D CU 75 S FF 90 3-3 K ②		1 SAFE 1 SAFE 0-0 PO ③ 1-2		3	1	1	0	1	2	1
27 Matt Kemp, R (1, 9) OBP: 0.274, SLG: 0.470	B SI 88 B CU 76 X SI 89 2-0 G2-3 ② 1-2		B CU 78 B CH 85 B SI 91 F SI 91 T SI 92 F SI 92 B CU 79 4-2 26 FC6-4 BB	B SI 92 S CU 77 X SI 90 1-1 FC5-4 ③ 1-2f		S SL 84 F FF 92 B FF 91 X SL 87 1-2 2-H 1B				3	0	1	1	1	0	4
26 Yangervis Solarte, S (1, 5) OBP: 0.345, SLG: 0.441	C CU 76 X CU 78 0-1 2-H 1B		X SI 90 0-0 FC6-4 ③ 1-2f		C SI 89 B SI 89 B CH 84 C SI 90 B FF 90 B SI 91 4-2 2 E 2 1B 3 SF7 BB	X FF 92 0-0 F7 ③				3	1	1	1	1	0	2
2 B.J. Upton, R (1, 7) OBP: 0.308, SLG: 0.409	C SI 90 B SI 90 B SI 89 B CU 77 X SI 90 3-1 G1-3 ③			C SI 90 B SI 91 X CU 78 1-1 3 1B 9 2B 1B	S SI 90 C SI 89 B SI 88 X SI 90 1-2 E1 10 1B 1-3 1B		C FF 89 C FF 89 B FF 90 B FF 91 X SL 85 2-2 P6 ①			4	2	2	0	0	0	1
3 Derek Norris, R (1, 2) OBP: 0.263, SLG: 0.379		C SI 90 H FF 89 1-1 10 G5-4-3 HBP		B SI 90 B SI 91 F SI 90 X CH 82 2-1 9 2B 1-2 1B	B FF 89 C FF 90 S FF 90 B FF 89 X FF 91 2-2 SF7 ① 3-H		B CU 72 B SL 85 C FF 90 S FF 91 F FF 90 C FF 92 2-3 K ②			2	1	1	1	0	1	0
10 Alexei Ramirez, R (1, 6) OBP: 0.286, SLG: 0.332		B SI 90 C CH 81 F CH 81 F FF 90 1 SAFE X CU 78 1-2 G5-4-3 ①② 1-2f		C CH 83 C FF 89 F SI 88 X CU 77 0-2 P5 ①	B CU 75 2 SAFE F CU 76 2 SAFE C FF 91 2 SAFE F CU 77 X CU 77 1-2 9 CS 2-H 1B		B SL 86 X SL 85 1-0 G5-3 ③			4	0	1	1	0	0	3
9 Adam Rosales, R (1, 4) OBP: 0.279, SLG: 0.376		B SI 90 C SI 90 B SI 90 B CU 77 B SI 91 4-1 BB		C CU 75 2 SAFE 2 SAFE B SI 89 B SI 89 X CH 83 2-1 4 BB 1-H 2-H 2B	1 SAFE B SI 90 C CH 88 C SI 90 D CU 76 B SI 90 1 SAFE S FF 90 3-3 K ②③ 1-2			C FF 94 C SL 79 F FF 95 B CH 88 C FF 96 1-3 K ①		3	0	1	2	1	2	1
13 Drew Pomeranz, R (1, 1) OBP: 0.080, SLG: 0.080 11 Ryan Schimpf, L (6, PH) OBP: 0.300, SLG: 0.313 23 Carlos Villanueva, R (7, 1) 40 Ryan Buchter, L (8, 1) 39 Brett Wallace, L (8, PH) OBP: 0.352, SLG: 0.368 56 Fernando Rodney, R (9, 1)		F SI 89 S FF 90 B CU 77 C CU 77 1-3 K ③		B SI 91 F SI 90 X CU 75 1-1 G5-3 ②		B FF 88 X CH 88 1-0 16 G4-3 27 1B 1B		B SL 80 F FF 94 B SL 81 B FF 95 C FF 94 X FF 96 3-2 16 FC5-4 1B		2 1 0 0 1 0	0 1 0 0 0 0	0 1 0 0 1 0	0 0 0 0 0 0	0 0 0 0 0 0	1 0 0 0 0 0	2 0 0 0 0 0
Inning Stats	R: 1 E: 0 K: 0 S: 9 H: 2 LOB: 1 BB: 0 P: 16	R: 0 E: 0 K: 1 S: 9 H: 0 LOB: 1 BB: 1 P: 16	R: 0 E: 0 K: 1 S: 9 H: 0 LOB: 1 BB: 1 P: 14	R: 2 E: 0 K: 0 S: 18 H: 3 LOB: 3 BB: 1 P: 32	R: 2 E: 1 K: 1 S: 15 H: 2 LOB: 1 BB: 1 P: 26	R: 1 E: 0 K: 1 S: 12 H: 2 LOB: 1 BB: 0 P: 18	R: 0 E: 0 K: 1 S: 8 H: 0 LOB: 0 BB: 0 P: 13	R: 0 E: 0 K: 1 S: 8 H: 1 LOB: 0 BB: 0 P: 12		1B: 9 2B: 2 3B: 0 HR: 0 SF: 1 SAC: 0 DP: 2 HBP: 2	WP: 0 PB: 0 SB: 0 CS: 1 PA: 38					

	AB	R	H	RBI	BB	SO	LOB
AB	**30**						
R	**6**						
H	**10**						
RBI	**6**						
BB	**4**						
SO	**6**						
LOB	**16**						

PITCHER		IP	WLS	BF	H	R	ER	SO	BB	IBB	HBP	BLK	WP	HR	S	P	ERA	WHIP
47 Gio González, L ERA: 4.25	(1, 1)	5.1	L	28	8	6	5	3	4	0	2	0	0	0	65	111	8.44	2.250
18 Matt Belisle, R ERA: 2.08	(6, 1)	1.2		6	1	0	0	2	0	0	0	0	0	0	15	24	0.00	0.600
73 Felipe Vázquez, L ERA: 6.61	(8, 1)	1.0		3	1	0	0	1	0	0	0	0	0	0	8	12	0.00	1.000

PITCHER	IP	WLS	BF	H	R	ER	SO	BB	IBB	HBP	BLK	WP	HR	S	P	ERA	WHIP

Batter	1	2	3	4	5	6	7	8	9	AB	R	H	RBI	BB	SO	LOB
3 Michael Taylor, R (1, 8) OBP: 0.279, SLG: 0.405	C FF 94 C FF 94 B SL 90 B FF 94 F SL 89 B FF 94 X FF 95 3-2 ① L4		C FF 93 D CU 74 X FF 93 1-1 ③ FC6-4 1-2f			X FF 92 0-0 2B		C FF 92 C SI 91 B SL 88 X SI 93 1-2 ① L6		4	0	1	0	0	0	1
28 Jayson Werth, R (1, 7) OBP: 0.317, SLG: 0.427	C FF 94 C CU 74 B SL 89 B SL 88 S SL 87 2-3 ② K			F FF 92 C SL 86 X FF 93 0-2 1B		D SL 87 S SL 86 F FF 93 2 SAFE D CU 75 F SL 88 S SL 87 2-3 ② K		C SL 81 F SI 93 B CH 86 B SL 84 F SL 88 X FF 92 2-2 ② F8		4	0	1	0	0	2	1
34 Bryce Harper, L (1, 9) OBP: 0.404, SLG: 0.486	F FF 95 S SL 88 F FF 95 F CU 74 S SL 90 0-3 ③ K			C FF 94 B CU 73 B FF 94 S SL 89 1 SAFE S SL 88 2-3 ① K		B SL 85 C SL 86 S FF 93 S FF 95 1-3 ③ K		B FF 92 S CH 87 X SL 82 1-1 1B		4	0	1	0	0	3	2
20 Daniel Murphy, L (1, 4) OBP: 0.397, SLG: 0.590		F FF 93 B CU 75 F SL 87 F FF 94 X CU 74 1-2 ① G3-1		F FF 94 1 SAFE B SL 88 F SL 88 1 SAFE X FF 93 1-2 ② F7			X SL 88 0-0 11 FC5-4 1B	C SL 81 X CH 87 0-1 ③ G3		4	0	1	0	0	0	2
11 Ryan Zimmerman, R (1, 3) OBP: 0.286, SLG: 0.413		F FF 92 S FF 94 X FF 94 0-2 ② G3		S SL 86 B CU 72 C CU 73 D SL 88 X FF 93 2-2 ③ L9			C FF 93 S CU 74 X CU 72 0-2 ① FC5-4 40 1B 6 1B 1-2f		C FC 94 T FC 94 F SL 81 T FC 94 0-2 ① K	4	1	0	0	0	1	2
40 Wilson Ramos, R (1, 2) OBP: 0.380, SLG: 0.549		C FF 94 B FF 94 S SL 88 F SL 90 B SL 88 F FF 94 B SL 88 X FF 94 3-2 ③ G1-3			C SL 85 B FF 93 F SL 86 B SL 86 S SL 87 2-3 ① K		B FF 94 D SL 87 D SL 87 X FF 93 3-0 14 WP 6 1B 1-3 1B		F SL 83 C SL 81 F FC 97 B SL 82 C FC 96 1-3 ② K	4	0	1	0	0	2	0
6 Anthony Rendon, R (1, 5) OBP: 0.330, SLG: 0.396			F FF 93 B CU 73 B SL 87 F SL 84 F SL 88 B FF 94 S SL 86 3-3 ① K		C FF 94 S CU 73 B FF 93 X CU 72 1-2 ② F9		B SL 87 X FF 94 1-0 14 WP 1B 1-2 3-H		B FC 95 F FC 94 C FC 95 X FC 96 1-2 ③ G5-3	4	0	1	1	0	1	0
8 Danny Espinosa, S (1, 6) OBP: 0.310, SLG: 0.397			C FF 94 T FF 94 S CU 74 0-3 ② K		X FF 93 0-0 ③ P5		X FF 94 0-0 ② L7			3	0	0	0	0	1	2
52 Yusmeiro Petit, R (1, 1) OBP: 0.250, SLG: 0.250 14 Chris Heisey, R (7, PH) OBP: 0.288, SLG: 0.446 46 Oliver Pérez, L (7, 1) 36 Sammy Solís, R (8, 1)			B FF 92 C FF 92 X FF 92 1-1 3 FC6-4 1B			C FF 92 C FF 92 X CU 71 0-2 ① G3	B SL 88 B SL 86 F FF 94 S FF 93 X CU 74 2-2 ③ F7 1-2 2-3			2 1 0 0	0 0 0 0	1 0 0 0	0 0 0 0	0 0 0 0	0 0 0 0	0 2 0 0
Inning Stats	R: 0 E: 0 K: 2 S: 12 H: 0 LOB: 0 BB: 0 P: 17	R: 0 E: 0 K: 0 S: 12 H: 0 LOB: 0 BB: 0 P: 16	R: 0 E: 0 K: 2 S: 11 H: 1 LOB: 1 BB: 0 P: 16	R: 0 E: 0 K: 1 S: 12 H: 1 LOB: 1 BB: 0 P: 17	R: 0 E: 0 K: 1 S: 7 H: 0 LOB: 0 BB: 0 P: 10	R: 0 E: 0 K: 2 S: 11 H: 1 LOB: 1 BB: 0 P: 14	R: 1 E: 0 K: 0 S: 10 H: 3 LOB: 2 BB: 0 P: 16	R: 0 E: 0 K: 0 S: 11 H: 1 LOB: 1 BB: 0 P: 15	R: 0 E: 0 K: 2 S: 11 H: 0 LOB: 0 BB: 0 P: 13	1B: 6 2B: 1 3B: 0 HR: 0 SF: 0 SAC: 0 DP: 0 HBP: 0						WP: 1 PB: 0 SB: 0 CS: 0 PA: 34	

PITCHER		IP	WLS	BF	H	R	ER	SO	BB	IBB	HBP	BLK	WP	HR	S	P	ERA	WHIP
22 Clayton Kershaw, L ERA: 1.57	(1, 1)	7.0	W	27	6	1	1	8	0	0	0	0	1	0	75	106	1.29	0.857
55 Joe Blanton, R ERA: 2.15	(8, 1)	1.0	H	4	1	0	0	0	0	0	0	0	0	0	11	15	0.00	1.000
74 Kenley Jansen, R ERA: 1.53	(9, 1)	1.0	S	3	0	0	0	2	0	0	0	0	0	0	11	13	0.00	0.000

PITCHER	IP	WLS	BF	H	R	ER	SO	BB	IBB	HBP	BLK	WP	HR	S	P	ERA	WHIP

TOP

Washington Nationals @ Los Angeles Dodgers
Dodger Stadium, Los Angeles, CA
Mon Jun 20 2016, 7:12 PM - 10:00 PM PDT
Att. 44,712 - Clear - 96 F

livebaseballscorecards.com

AB	34
R	1
H	7
RBI	1
BB	0
SO	10
LOB	12

Batter	1	2	3	4	5	6	7	8	9	AB	R	H	RBI	BB	SO	LOB
26 Chase Utley, L (1, 4) OBP: 0.350, SLG: 0.387	B FF 87 C FF 88 C FF 89 X CU 77 1-2 F8 ①		C FF 89 B FF 89 L FF 89 B FF 90 B CH 84 S SL 86 3-3 K ③			X CH 81 0-0 G3 ①	B SL 80 B FF 94 B FF 91 C FF 92 C FF 94 F FF 93 F FF 93 X FF 93 3-2 1-3 2-H 1B			4	0	1	1	0	1	0
5 Corey Seager, L (1, 6) OBP: 0.344, SLG: 0.509	B FF 88 B CH 81 B CH 82 X FF 88 3-0 G4-3 ②			F FF 88 X FF 88 0-1 10 1B 2B		C FF 87 B CU 74 B CH 81 X FF 87 2-1 10 F9 2B	B SL 80 B SL 78 B SL 78 C FF 94 X FF 93 3-1 L7 ③			4	1	2	0	0	0	2
10 Justin Turner, R (1, 5) OBP: 0.336, SLG: 0.432	B FF 89 X SL 86 1-0 HR			F FF 90 F CU 77 X FF 90 0-2 23 G4-6-3 2-H 1B		C CU 76 B FF 89 S FF 89 X CU 76 1-2 F9 ② 2-3		B SI 95 F SI 96 C SI 96 B SI 95 C KC 82 2-3 K ①		4	1	2	2	0	1	1
23 Adrián González, L (1, 3) OBP: 0.349, SLG: 0.382	B CH 81 C FF 89 X CU 77 1-1 F8 ③			C FF 89 B FF 90 X CH 81 1-1 G4-6-3 ① ② 1-2f		B CH 83 C FF 89 F FF 90 D CU 77 D CU 77 B CH 84 4-2 21 DI BB		C SI 96 B KC 82 B SI 96 F SI 95 X KC 84 2-2 G6-3 ②		3	0	0	0	1	0	1
21 Trayce Thompson, R (1, 9) OBP: 0.333, SLG: 0.494		C FF 87 S SL 85 B SL 86 C FF 91 1-3 K ①		B FF 89 C CU 77 F FF 89 B CU 77 X CU 77 2-2 F7 ③		F SL 84 S SL 86 B FF 87 F FF 90 B FF 90 S CU 79 2-3 1-2 K ③		C KC 81 B SI 96 B KC 82 S SI 88 B SI 96 S KC 82 3-3 K ③		4	0	0	0	0	3	2
31 Joc Pederson, L (1, 8) OBP: 0.317, SLG: 0.488		C FF 89 B CU 77 B CH 81 F CH 80 B FF 91 S FF 90 3-3 K ②			B CH 82 B CH 79 X SL 86 2-0 HR		B FF 92 C SL 80 C SI 92 L SL 81 1-3 K ①			3	1	1	1	0	2	0
47 Howie Kendrick, R (1, 7) OBP: 0.301, SLG: 0.326		B FF 87 X FF 87 1-0 G6-3 ③			C FF 88 F FC 86 F CU 77 F CU 76 F FF 90 B CU 78 X FC 86 1-2 G6-3 ①		C SL 78 F FF 93 B SL 80 F SI 93 F FF 93 X SL 80 1-2 26 1B 2B			3	1	1	0	0	0	0
9 Yasmani Grandal, S (1, 2) OBP: 0.303, SLG: 0.333			B CH 80 F CH 81 B FF 89 S SL 85 F FF 89 F CU 76 F FF 89 C CU 75 2-3 K ①		C FF 88 C CH 82 F FF 90 X CH 83 0-2 G3 ②		S FF 93 C SL 78 C FF 92 0-3 K ②			3	0	0	0	0	2	1
22 Clayton Kershaw, L (1, 1) OBP: 0.195, SLG: 0.200 14 Enrique Hernández, R (7, PH) OBP: 0.274, SLG: 0.361 55 Joe Blanton, R (8, 1) 74 Kenley Jansen, S (9, 1)			C FF 88 B FF 90 B CH 83 X SL 86 2-1 G4-3 ②		B FF 88 C FF 89 X CH 83 1-1 G4-3 ③		I IN 69 I IN 72 I IN 73 I IN 71 4-0 26 1B IBB			2 0 0 0	0 0 0 0	0 0 0 0	0 1 0 0	0 0 0 0	0 0 0 0	0 0 0 0
Inning Stats	R: 1 E: 0 K: 0 S: 7 H: 1 LOB: 0 BB: 0 P: 13	R: 0 E: 0 K: 2 S: 7 H: 0 LOB: 0 BB: 0 P: 12	R: 0 E: 0 K: 2 S: 11 H: 0 LOB: 0 BB: 0 P: 18	R: 1 E: 0 K: 0 S: 10 H: 2 LOB: 0 BB: 0 P: 13	R: 1 E: 0 K: 0 S: 13 H: 1 LOB: 0 BB: 0 P: 17	R: 0 E: 0 K: 1 S: 12 H: 1 LOB: 2 BB: 1 P: 21	R: 1 E: 0 K: 2 S: 18 H: 2 LOB: 2 BB: 1 P: 30	R: 0 E: 0 K: 2 S: 9 H: 0 LOB: 0 BB: 0 P: 16		1B: 2 2B: 3 3B: 0 HR: 2 SF: 0 SAC: 0 DP: 1 HBP: 0						

PITCHER		IP	WLS	BF	H	R	ER	SO	BB	IBB	HBP	BLK	WP	HR	S	P	ERA	WHIP
52 Yusmeiro Petit, R ERA: 3.08	(1, 1)	6.0	L	23	5	3	3	5	1	0	0	0	0	2	60	94	4.50	1.000
46 Oliver Pérez, L ERA: 4.91	(7, 1)	1.0		6	2	1	1	2	0	1	0	0	0	0	18	30	9.00	2.000
36 Sammy Solís, L ERA: 1.57	(8, 1)	1.0		3	0	0	0	2	0	0	0	0	0	0	9	16	0.00	0.000

PITCHER	IP	WLS	BF	H	R	ER	SO	BB	IBB	HBP	BLK	WP	HR	S	P	ERA	WHIP

BOTTOM

Washington Nationals @ Los Angeles Dodgers

Dodger Stadium, Los Angeles, CA

Mon Jun 20 2016, 7:12 PM - 10:00 PM PDT

Att. 44,712 - Clear - 96 F

livebaseballscorecards.com

AB	30
R	4
H	7
RBI	4
BB	2
SO	9
LOB	7

WP: 0	PA: 32																	
PB: 0																		
SB: 0																		
CS: 0																		

Batter	1	2	3	4	5	6	7	8	9	AB	R	H	RBI	BB	SO	LOB
9 Ben Revere, L (1, 8) OBP: 0.256, SLG: 0.271	B SI 90 C SI 89 X SI 89 1-1 ① G4-3		B CU 79 B SI 90 C SI 91 F FF 90 B CH 74 X FF 91 3-2 ② L9		C SI 91 X FC 83 0-1 ① FC4-5 34 G4-3 28 1B 2-3		C FF 89 S CH 84 X FF 89 0-2 ① G3-1		B FC 91 C FC 91 F FC 92 B FF 94 F FC 92 X FC 93 2-2 ① G6-3	5	0	0	0	0	0	1
28 Jayson Werth, R (1, 7) OBP: 0.318, SLG: 0.430	C FF 89 B SL 80 B FC 88 C FF 91 S CU 77 2-3 ② K		B CU 78 C FC 87 B SI 91 F SI 92 X FC 88 2-2 2B		B SI 89 D CH 77 X FC 90 2-0 34 G4-3 1-2 1B		C FF 91 B FF 91 S CH 83 F CH 84 B FF 91 X CH 84 2-2 ② L7		C FC 94 X FF 93 0-1 ② G6-3	5	0	2	0	0	1	0
34 Bryce Harper, L (1, 9) OBP: 0.403, SLG: 0.498	B SL 80 B SI 92 F SI 91 X SI 92 2-1 HR		B SL 82 X SL 81 1-0 ③ P6		B SL 82 B SI 93 C SL 81 B CH 77 2 SAFE C SI 92 X SL 79 3-2 ② G4-3 1-2 2-3		C SL 87 B CH 87 X FF 92 1-1 20 S 1B		B FC 94 S FC 95 F FC 96 X FC 95 1-2 ③ G6-3	5	1	2	1	0	0	3
20 Daniel Murphy, L (1, 4) OBP: 0.395, SLG: 0.583	C SI 93 X CU 78 0-1 ③ G3			B SL 79 F SI 90 X SL 80 1-1 ① G4-3	I IN 77 I IN 80 I IN 82 I IN 80 4-0 IBB		C FF 92 1 SAFE S SL 88 B CH 88 D CH 85 B FF 92 X CH 87 3-2 ③ G3-1 1-2			3	0	0	0	1	0	1
11 Ryan Zimmerman, R (1, 3) OBP: 0.286, SLG: 0.415		C CU 77 B FC 87 F FC 89 X FC 90 1-2 ① G1-3		C SI 91 B FC 87 S CH 76 B SI 93 B CU 69 X FF 89 3-2 40 G4-3	C SL 80 C SI 93 B SI 93 S CH 78 1-3 ③ K			X FF 91 0-0 ① F7		4	0	1	0	0	1	3
40 Wilson Ramos, R (1, 2) OBP: 0.378, SLG: 0.548		C SI 92 F SI 92 B CH 80 X CH 78 1-2 ② F9		B FF 90 X SI 91 1-0 ② G4-3 2-3		C FF 88 F FC 87 X CH 77 0-2 ① G1-3		S FF 91 C FF 92 B SL 85 B SL 85 X FF 91 2-2 57 1B 2B		4	0	1	0	0	0	1
6 Anthony Rendon, R (1, 5) OBP: 0.329, SLG: 0.398		B FC 88 F SI 91 C FC 89 B CH 79 F SI 91 X CU 78 2-2 2B		C SI 92 B SI 93 X CH 78 1-1 ③ G6-3		C FF 89 X CH 75 0-1 ② F9		S SL 84 C FF 92 D SL 81 B SL 80 B FF 88 C SL 82 3-3 ② K		4	0	1	0	0	1	2
8 Danny Espinosa, S (1, 6) OBP: 0.317, SLG: 0.414		C SI 89 S CH 75 X CH 75 0-2 ③ G6-3			F CU 76 C FC 87 X CH 72 0-2 HR	F SI 92 F SI 92 X CH 76 0-2 1B		I IN 78 I IN 79 I IN 78 I IN 78 4-0 57 1B IBB		3	1	2	1	1	0	1
57 Tanner Roark, R (1, 1) OBP: 0.100, SLG: 0.103 36 Sammy Solís, R (8, 1)			C SI 89 F SI 90 S CH 77 0-3 ① K		B SI 91 F SI 90 X SI 92 1-1 9 FC4-5 2B	C SI 92 S CH 77 S CH 79 0-3 ③ K		C SL 82 F SL 83 F FF 90 X SL 81 0-2 ③ 1-2 2-H 1B		4 0	0 0	2 0	0 0	0 0	2 0	1 0
Inning Stats	R: 1 E: 0 K: 1 S: 9 H: 1 LOB: 0 BB: 0 P: 14	R: 0 E: 0 K: 0 S: 13 H: 1 LOB: 1 BB: 0 P: 17	R: 0 E: 0 K: 1 S: 10 H: 1 LOB: 0 BB: 0 P: 16	R: 0 E: 0 K: 0 S: 8 H: 1 LOB: 1 BB: 0 P: 14	R: 1 E: 0 K: 1 S: 14 H: 3 LOB: 3 BB: 1 P: 25	R: 0 E: 0 K: 1 S: 11 H: 1 LOB: 1 BB: 0 P: 11	R: 0 E: 0 K: 0 S: 12 H: 1 LOB: 1 BB: 0 P: 18	R: 0 E: 0 K: 1 S: 11 H: 2 LOB: 2 BB: 1 P: 20	R: 0 E: 0 K: 0 S: 9 H: 0 LOB: 0 BB: 0 P: 12	1B: 4 2B: 5 3B: 0 HR: 2 SF: 0 SAC: 0 DP: 0 HBP: 0						

PITCHER		IP	WLS	BF	H	R	ER	SO	BB	IBB	HBP	BLK	WP	HR	S	P	ERA	WHIP
29 Scott Kazmir, L ERA: 4.52	(1, 1)	6.0		27	8	2	2	4	0	1	0	0	0	2	65	97	3.00	1.333
36 Adam Liberatore, L ERA: 0.77	(7, 1)	1.0		4	1	0	0	0	0	0	0	0	0	0	12	18	0.00	1.000
67 Louis Coleman, R ERA: 3.25	(8, 1)	1.0	W	5	2	0	0	1	0	1	0	0	0	0	11	20	0.00	2.000
74 Kenley Jansen, R ERA: 1.48	(9, 1)	1.0	S	3	0	0	0	0	0	0	0	0	0	0	9	12	0.00	0.000

PITCHER	IP	WLS	BF	H	R	ER	SO	BB	IBB	HBP	BLK	WP	HR	S	P	ERA	WHIP

TOP

Washington Nationals @ Los Angeles Dodgers

Dodger Stadium, Los Angeles, CA

Tue Jun 21 2016, 7:10 PM - 9:54 PM PDT

Att. 42,307 - Clear - 78 F

livebaseballscorecards.com

AB	37
R	2
H	11
RBI	2
BB	2
SO	5
LOB	13

BOTTOM

Washington Nationals @ Los Angeles Dodgers
Dodger Stadium, Los Angeles, CA
Tue Jun 21 2016, 7:10 PM - 9:54 PM PDT
Att. 42,307 - Clear - 78 F

livebaseballscorecards.com

Batter	1	2	3	4	5	6	7	8	9	AB	R	H	RBI	BB	SO	LOB
26 Chase Utley, L (1, 4) OBP: 0.348, SLG: 0.385	C SI 92 X SI 92 0-1 G6-3		C CH 84 B SI 94 X SI 92 1-1 F7			C CH 83 S CU 79 C SL 86 0-3 K		C SI 93 B KC 79 B SI 94 C SI 95 X KC 81 2-2 1B		4	0	1	0	0	1	0
5 Corey Seager, L (1, 6) OBP: 0.343, SLG: 0.505	X SI 93 0-0 G4-3			X CU 76 0-0 23 CS 1B			B SI 92 X CH 83 1-0 G3	1 SAFE C SI 94 S SI 94 S SI 94 0-3 K		4	0	1	0	0	1	1
10 Justin Turner, R (1, 5) OBP: 0.331, SLG: 0.424	B SI 93 C SI 93 B SL 88 C SI 94 X SI 95 2-2 F9			C SI 93 B SI 92 S SL 86 1 SAFE X FF 93 1-2 F7			C SI 93 B SL 86 F SL 86 B SI 94 X CH 84 2-2 G3	D KC 81 C CH 86 B SI 94 1 SAFE B SI 94 X SI 93 3-1 L8		4	0	0	0	0	0	2
23 Adrián González, L (1, 3) OBP: 0.348, SLG: 0.386		C SI 92 B SI 93 X CH 84 1-1 F9		B SI 91 S SI 92 B SI 91 F CU 78 F SI 94 B SI 94 1 SAFE S SI 93 3-3 K 1-2			S SI 93 B SI 93 B CU 78 X SI 94 2-1 2B			3	0	1	0	0	1	1
47 Howie Kendrick, R (1, 7) OBP: 0.297, SLG: 0.321		B SI 94 B SI 92 C SI 93 C CU 77 B SI 94 X SI 93 3-2 G4-3			C SL 85 F FF 91 B SI 90 B CU 80 C SI 94 2-3 K		F SI 93 C SL 86 F CH 86 X SI 94 0-2 G4-3			3	0	0	0	0	1	1
31 Joc Pederson, L (1, 8) OBP: 0.325, SLG: 0.498		C SI 94 B CH 86 B CH 84 F SI 94 X CU 80 2-2 2B			B SI 93 X CU 78 1-0 66 G4-6-3 1B			B CH 82 C CH 83 B SI 93 C SI 93 F SI 94 B SI 94 B CH 84 4-2 66 1B 9 HR BB		2	1	2	0	1	0	0
66 Yasiel Puig, R (1, 9) OBP: 0.284, SLG: 0.360		C SI 92 B SL 87 B SL 88 B SI 93 C SI 93 X SI 94 3-2 G6-3			X SI 93 0-0 G4-6-3 1-2f			C SL 86 B SI 93 C SI 93 X SL 85 1-2 9 HR 1-2 1B		3	1	1	0	0	0	2
9 Yasmani Grandal, S (1, 2) OBP: 0.304, SLG: 0.353			X SI 91 0-0 G1-3			B CU 77 X SI 91 1-0 G6-3		F SI 93 B SI 94 S CH 85 F SI 94 X SI 94 1-2 1-H 2-H HR		3	1	1	3	0	0	0
29 Scott Kazmir, L (1, 1) OBP: 0.160, SLG: 0.125 25 Will Venable, L (6, PH) OBP: 0.200, SLG: 0.222 36 Adam Liberatore, L (7, 1) 67 Louis Coleman, R (8, 1) 21 Trayce Thompson, R (8, PH) OBP: 0.332, SLG: 0.491 74 Kenley Jansen, S (9, 1)			C SI 91 B SI 91 B SI 92 F SI 92 X SI 93 2-2 G1-3			C SI 91 B CH 84 S CH 84 S SI 94 1-3 K		C FF 93 F SI 92 F SL 88 F CH 86 C SI 95 0-3 K		1 1 0 0 1 0	0 0 0 0 0 0	0 0 0 0 0 0	0 0 0 0 0 0	0 0 0 0 1 0	0 1 0 0 0 0	0 0 0 0 0 0
Inning Stats	R: 0 E: 0 K: 0 S: 6 H: 0 LOB: 0 BB: 0 P: 8	R: 0 E: 0 K: 0 S: 11 H: 1 LOB: 1 BB: 0 P: 20	R: 0 E: 0 K: 0 S: 6 H: 0 LOB: 0 BB: 0 P: 9	R: 0 E: 0 K: 1 S: 8 H: 1 LOB: 1 BB: 0 P: 12	R: 0 E: 0 K: 1 S: 5 H: 1 LOB: 0 BB: 0 P: 8	R: 0 E: 0 K: 2 S: 7 H: 0 LOB: 0 BB: 0 P: 9	R: 0 E: 0 K: 0 S: 10 H: 1 LOB: 1 BB: 0 P: 15	R: 3 E: 0 K: 2 S: 23 H: 3 LOB: 1 BB: 1 P: 34		1B: 4 2B: 3 3B: 0 HR: 1 SF: 0 SAC: 0 DP: 2 HBP: 0						

	AB	29
	R	3
	H	7
	RBI	3
	BB	1
	SO	6
	LOB	7

WP: 0 PA: 30
PB: 0
SB: 0
CS: 1

PITCHER		IP	WLS	BF	H	R	ER	SO	BB	IBB	HBP	BLK	WP	HR	S	P	ERA	WHIP
57 Tanner Roark, R ERA: 3.18	(1, 1)	7.1	L	27	6	3	3	5	1	0	0	0	0	1	68	102	3.68	0.955
36 Sammy Solís, L ERA: 1.52	(8, 1)	0.2		3	1	0	0	1	0	0	0	0	0	0	8	13	0.00	1.500

PITCHER	IP	WLS	BF	H	R	ER	SO	BB	IBB	HBP	BLK	WP	HR	S	P	ERA	WHIP

Batter	1	2	3	4	5	6	7	8	9	AB	R	H	RBI	BB	SO	LOB
3 Michael Taylor, R (1, 8) OBP: 0.271, SLG: 0.393	C CU 73 B FF 93 F FF 92 S FF 92 1-3 K ①	B FF 95 S FF 94 F SL 88 S FF 92 1-3 K ③			B CH 77 C CU 73 B SL 86 S FF 94 B FF 94 S FF 95 3-3 K ②		S FF 93 C FF 93 T SL 90 0-2 K ②		B SI 96 B SI 96 S FF 97 S FF 98 F FF 98 2-3 K ②	5	0	0	0	0	5	5
28 Jayson Werth, R (1, 7) OBP: 0.327, SLG: 0.438	C FF 93 S SL 86 B FF 94 B CU 77 F FF 93 B CU 77 B CU 78 4-2 BB		B FF 93 F FF 93 B SL 86 C CU 76 F SL 88 F SL 86 B CH 81 X FF 95 3-2 1B		B CU 75 C CU 74 B FF 93 B CU 77 X FF 95 3-1 2B		C CU 80 F SL 88 F FF 94 B FF 93 X FF 93 1-2 F9 ③		C SI 98 S FF 98 F FF 97 B FF 98 B FF 98 B FF 98 F FF 98 F FF 97 F FF 98 4-2 F SI 97 B FF 98 1-2 2-3 BB	3	0	2	0	2	0	2
34 Bryce Harper, L (1, 9) OBP: 0.397, SLG: 0.487	S FF 94 F SL 86 S CU 75 0-3 K ②		F SL 86 L CU 76 1 SAFE B SL 88 S CU 78 1-3 K ①		C CU 77 F CU 76 B CU 74 B SL 86 X CU 76 2-2 P5 ③			B CH 86 B FF 90 C CH 86 X CH 88 2-1 G5-3 ①	F SL 86 B FF 96 F FF 97 X FS 87 1-2 G3-1 ③	5	0	0	0	0	2	6
20 Daniel Murphy, L (1, 4) OBP: 0.390, SLG: 0.575	1 SAFE B CU 75 B SL 84 B FF 92 F FF 92 C CU 77 X FF 94 3-2 F8 ③		C CU 76 F SL 85 C FF 95 0-3 K ②			X CU 80 0-0 G3-1 ①		C SL 88 B CH 85 B CH 87 X CH 87 2-1 G4-3 ②		4	0	0	0	0	1	2
40 Wilson Ramos, R (1, 2) OBP: 0.376, SLG: 0.557		X FF 92 0-0 G5-3 ①	1 SAFE B FF 93 S CH 82 1 SAFE X SL 87 1-1 F9 ③			C SL 90 B SL 90 F FF 94 S FF 96 1-3 K ②		B FF 94 F FF 94 X CH 85 1-1 HR		4	1	1	1	0	1	1
11 Ryan Zimmerman, R (1, 3) OBP: 0.289, SLG: 0.416 27 Shawn Kelley, R (8, 1)		B FF 94 C FF 93 B SL 86 B FF 94 C CU 76 X FF 95 3-2 6 G4-3 6 WP 8 2B 1B		C CU 74 B SL 86 F FF 92 X SL 88 1-2 6 CS 1B		C CU 80 S SL 90 B FF 95 B SL 90 X SL 90 2-2 G2-3 ③		F FF 96 C FF 96 B FF 96 F FF 95 F SL 85 F FF 97 S SI 96 1-3 K ③		4 0	1 0	2 0	0 0	0 0	1 0	0 0
6 Anthony Rendon, R (1, 5) OBP: 0.331, SLG: 0.397		C FF 94 B FF 93 F CU 76 B FF 94 B FF 94 X FF 92 3-2 G4-3 ② 1-3		B FF 93 B CU 75 B FF 93 C FF 93 S FF 93 1 SAFE X FF 94 3-2 F9 ①② 1-2			C CU 80 B SL 90 C SL 88 B SI 95 F SL 90 F SL 89 B CU 80 F SI 94 B SL 91 4-2 8 CS BB		C SL 87 B FF 95 B SI 95 S FF 97 F FF 97 X FF 98 2-2 28 BB 25 1B 1B	3	0	1	0	1	0	2
8 Danny Espinosa, S (1, 6) OBP: 0.320, SLG: 0.420		D FF 94 F FF 94 F CH 83 X FF 93 1-2 41 2B 2B 3-H		X FF 94 0-0 G5-3 ③			S FF 92 X SL 87 0-1 41 1B ① 1-2 1B		1 SAFE B FF 95 F FF 96 X FF 95 1-1 P6 ①	4	1	2	1	0	0	1
41 Joe Ross, R (1, 1) OBP: 0.324, SLG: 0.323 46 Oliver Pérez, L (7, 1) 73 Felipe Vázquez, L (8, 1) 25 Clint Robinson, L (8, 3) OBP: 0.304, SLG: 0.368		D CU 77 F FF 94 B CU 77 X FF 90 2-1 2-H 2B			B CU 72 C FF 90 B FF 90 X FF 92 2-1 P3 ①		B FF 92 L SL 89 1 SAFE X SL 88 1-1 1-2 1B		X SI 96 0-0 28 BB 1-2 1B	3 0 0 1	0 0 0 0	2 0 0 1	1 0 0 0	0 0 0 0	0 0 0 0	0 0 0 0
Inning Stats	R: 0 E: 0 K: 2 S: 12 H: 0 LOB: 1 BB: 1 P: 20	R: 2 E: 0 K: 1 S: 15 H: 3 LOB: 1 BB: 0 P: 25	R: 0 E: 0 K: 2 S: 13 H: 1 LOB: 1 BB: 0 P: 18	R: 0 E: 0 K: 0 S: 7 H: 1 LOB: 0 BB: 0 P: 11	R: 0 E: 0 K: 1 S: 10 H: 1 LOB: 1 BB: 0 P: 20	R: 0 E: 0 K: 1 S: 7 H: 0 LOB: 0 BB: 0 P: 10	R: 0 E: 0 K: 1 S: 16 H: 2 LOB: 2 BB: 1 P: 22	R: 1 E: 0 K: 1 S: 12 H: 1 LOB: 0 BB: 0 P: 18	R: 0 E: 0 K: 1 S: 20 H: 2 LOB: 3 BB: 1 P: 30	1B: 7 2B: 3 3B: 0 HR: 1 SF: 0 SAC: 0 DP: 0 HBP: 0						

TOP

Washington Nationals @ Los Angeles Dodgers

Dodger Stadium, Los Angeles, CA

Wed Jun 22 2016, 7:11 PM - 10:47 PM PDT

Att. 43,776 - Clear - 75 F

livebaseballscorecards.com

AB	36
R	3
H	11
RBI	3
BB	3
SO	10
LOB	19

WP: 1 PA: 39
PB: 0
SB: 0
CS: 2

PITCHER		IP	WLS	BF	H	R	ER	SO	BB	IBB	HBP	BLK	WP	HR	S	P	ERA	WHIP
7 Julio Urías, L ERA: 4.33	(1, 1)	5.0		21	6	2	2	6	1	0	0	0	1	0	57	94	3.60	1.400
50 Casey Fien, R ERA: 5.4	(6, 1)	2.0		8	2	0	0	2	1	0	0	0	0	0	23	32	0.00	1.500
36 Adam Liberatore, L ERA: 0.75	(8, 1)	0.2		2	0	0	0	0	0	0	0	0	0	0	4	8	0.00	0.000
52 Pedro Báez, R ERA: 3.44	(8, 1)	1.0		7	3	1	1	2	1	0	0	0	0	1	25	36	9.00	4.000
Chris Hatcher, R ERA: 4.66	(9, 1)	0.1	W	1	0	0	0	0	0	0	0	0	0	0	3	4	0.00	0.000

PITCHER	IP	WLS	BF	H	R	ER	SO	BB	IBB	HBP	BLK	WP	HR	S	P	ERA	WHIP

BOTTOM

Washington Nationals @ Los Angeles Dodgers
Dodger Stadium, Los Angeles, CA
Wed Jun 22 2016, 7:11 PM - 10:47 PM PDT
Att. 43,776 - Clear - 75 F

livebaseballscorecards.com

Batter	1	2	3	4	5	6	7	8	9	AB	R	H	RBI	BB	SO	LOB
26 Chase Utley, L (1, 4) OBP: 0.348, SLG: 0.384 14 Enrique Hernández, R (7, PH) OBP: 0.272, SLG: 0.358 (8, 4)	F SI 93 X SI 92 0-1 10 L8 5 1B 23 WP 1B		X SI 93 0-0 ② F7		C SI 92 B SI 93 B SL 79 B SI 93 F SI 92 X SL 81 3-2 ② L8		C SL 80 F FF 93 C SL 80 0-3 ② K			3 1	1 0	1 0	0 0	0 0	0 1	0 2
5 Corey Seager, L (1, 6) OBP: 0.348, SLG: 0.519	B SI 93 B SI 93 X SI 92 2-0 23 L9 23 WP 1-2 1B		C SL 82 X SI 94 0-1 HR		B SI 93 F CH 86 F SI 93 B SL 85 B SI 95 X SL 83 3-2 1B		S SL 80 S SL 79 X SL 81 0-2 ③ F8			4	1	3	1	0	0	2
10 Justin Turner, R (1, 5) OBP: 0.326, SLG: 0.417	D SL 84 C SI 94 F SI 93 B SL 84 D SL 85 X SI 93 3-2 ① L8 2-3		C SI 94 B SI 94 F SL 86 B SL 87 S SL 86 2-3 ③ K		X SL 84 0-0 ③ F9			C FF 95 B FF 96 B CH 88 B FF 95 X FF 94 3-1 ① F8		4	0	0	0	0	1	3
23 Adrián González, L (1, 3) OBP: 0.344, SLG: 0.380	B CH 88 B SI 94 F SI 92 S SI 94 X SL 84 2-2 ② L9 1-3 3-H			X SI 92 0-0 ① F7		C CH 85 X CH 86 0-1 ① G3-1		B FF 96 X SL 86 1-0 ② G3		4	0	0	0	0	0	1
21 Trayce Thompson, R (1, 7) OBP: 0.325, SLG: 0.480	B SL 87 B SI 94 B SI 93 C SI 93 X SI 94 3-1 ③ L4			C SL 86 X SL 84 0-1 ② G5-3		B SI 93 F SI 92 B SI 92 S SL 85 S SL 84 2-3 ② K		S FF 91 C SL 82 F FF 93 B FF 94 B SL 85 C SL 83 2-3 ③ K		4	0	0	0	0	2	1
31 Joc Pederson, L (1, 8) OBP: 0.324, SLG: 0.491		B SI 93 C SL 79 B SI 94 L SI 93 B SI 96 C SL 84 3-3 ① K		B SL 81 S CH 87 C SI 94 B CH 88 B SL 83 F SI 94 F SL 83 B CH 89 4-2 9 1B BB	C SI 92 X CH 87 0-1 ③ L9				C FF 92 B FF 92 C FF 93 B SL 86 S SL 84 2-3 ① K	3	0	0	0	1	2	0
9 Yasmani Grandal, S (1, 2) OBP: 0.310, SLG: 0.359 33 Scott Van Slyke, R (7, PR) OBP: 0.219, SLG: 0.367 36 Adam Liberatore, L (8, 1) 52 Pedro Báez, R (8, 1) Chris Hatcher, R (9, 1) OBP: 1.000, SLG: 1.000 47 Howie Kendrick, R (9, PH) OBP: 0.300, SLG: 0.325		B SI 94 C CH 87 F CH 88 X SL 85 1-2 ② P5		X CH 88 0-0 1-3 1B			B SL 78 X SI 90 1-0 17 SH1-4 66 1B 1B		F FF 93 F SL 87 B FF 94 B FF 93 X SL 83 2-2 66 1B 66 E 1B	3 0 0 0 0 0 1	0 0 0 0 0 0 1	2 0 0 0 0 0 1	0 0 0 0 0 0 1	0 0 0 0 0 0 0	0 0 0 0 0 0 0	0 0 0 0 0 0 0
66 Yasiel Puig, R (1, 9) OBP: 0.288, SLG: 0.363		B SI 96 F SI 93 C SI 95 B SL 85 S SL 84 2-3 ③ K		B SI 92 B SL 84 S SL 85 F SI 93 S SL 85 2-3 ③ K			1 SAFE F SL 82 B SI 91 B SL 83 S SL 84 F SI 93 X SL 83 2-2 17 SH1-4 1-2 1B		C FF 93 X SL 83 0-1 E8 1-H 1B	4	1	2	0	0	2	2
7 Julio Urías, L (1, 1) 25 Will Venable, L (5, PH) OBP: 0.182, SLG: 0.200 50 Casey Fien, R (6, 1) 17 A.J. Ellis, R (7, PH) OBP: 0.294, SLG: 0.255 (8, 2)			B SI 92 C SI 92 X SI 92 1-1 ① G6-3		B SI 90 C SI 91 C SL 79 X SL 81 1-2 ① P6		M SL 82 X SL 83 0-1 ① SH1-4 1-2 2-3			1 1 0 0	0 0 0 0	0 0 0 0	0 0 0 0	0 0 0 0	0 0 0 0	0 0 0 0
Inning Stats	R: 1 E: 0 K: 0 S: 11 H: 2 LOB: 1 BB: 0 P: 21	R: 0 E: 0 K: 2 S: 9 H: 0 LOB: 0 BB: 0 P: 15	R: 1 E: 0 K: 1 S: 8 H: 1 LOB: 0 BB: 0 P: 11	R: 0 E: 0 K: 1 S: 11 H: 1 LOB: 2 BB: 1 P: 17	R: 0 E: 0 K: 0 S: 10 H: 1 LOB: 1 BB: 0 P: 17	R: 0 E: 0 K: 1 S: 7 H: 0 LOB: 0 BB: 0 P: 9	R: 0 E: 0 K: 1 S: 13 H: 2 LOB: 2 BB: 0 P: 16	R: 0 E: 0 K: 1 S: 7 H: 0 LOB: 0 BB: 0 P: 13	R: 2 E: 1 K: 1 S: 8 H: 2 LOB: 0 BB: 0 P: 12	1B: 8 2B: 0 3B: 0 HR: 1 SF: 0 SAC: 1 DP: 0 HBP: 0						

AB	33
R	4
H	9
RBI	1
BB	1
SO	8
LOB	11

WP: 1 PB: 0 SB: 0 CS: 0 — PA: 35

PITCHER		IP	WLS	BF	H	R	ER	SO	BB	IBB	HBP	BLK	WP	HR	S	P	ERA	WHIP
41 Joe Ross, R ERA: 3.11	(1, 1)	6.1		27	7	2	2	5	1	0	0	0	1	1	63	100	2.84	1.263
46 Oliver Pérez, L ERA: 4.74	(7, 1)	0.2		2	0	0	0	1	0	0	0	0	0	0	6	6	0.00	0.000
73 Felipe Vázquez, L ERA: 6.47	(8, 1)	0.2	H	2	0	0	0	0	0	0	0	0	0	0	3	7	0.00	0.000
27 Shawn Kelley, R ERA: 2.39	(8, 1)	0.2	L	4	2	2	0	2	0	0	0	0	0	0	12	18	0.00	3.000

PITCHER	IP	WLS	BF	H	R	ER	SO	BB	IBB	HBP	BLK	WP	HR	S	P	ERA	WHIP

Washington Nationals @ Milwaukee Brewers

Miller Park, Milwaukee, WI

Fri Jun 24 2016, 7:11 PM - 10:17 PM CDT

Att. 32,668 - Clear - 79 F

livebaseballscorecards.com

Batter	1	2	3	4	5	6	7	8	9	AB	R	H	RBI	BB	SO	LOB
9 Ben Revere, L (1, 7) OBP: 0.260, SLG: 0.270	C SI 89 B FC 87 X SI 90 1-1 G4-3 ①		C SI 88 B CH 77 F CH 77 F SI 89 B CH 78 X FC 86 2-2 L8 ①	C CU 71 X CH 78 0-1 3 WP 1B			C FF 92 B FF 90 F FF 92 X SL 81 1-2 L6 ①		C SI 96 C KC 81 F KC 80 H FF 97 1-2 20 1B HBP	4	0	1	0	0	0	0
3 Michael Taylor, R (1, 8) OBP: 0.269, SLG: 0.388	B SI 89 B FC 86 X FC 86 2-0 F9 ②		C CU 74 B SI 90 X FC 85 1-1 34 E 20 2B 1B	B SI 87 1 SAFE 1 SAFE B CU 73 F SI 89 C SI 88 S CH 78 2-3 K ③ 1-2			C FF 91 F SL 79 F SL 80 S FF 93 0-3 K ②		B SI 96 C SI 96 C SI 96 C SI 97 1-3 K ①	5	1	1	0	0	3	2
34 Bryce Harper, L (1, 9) OBP: 0.397, SLG: 0.487	B SI 90 B CH 80 C CH 79 B FC 87 C SI 90 X CH 80 3-2 2B		1 SAFE B SI 89 1 SAFE B CH 78 C CH 78 1 SAFE B SI 89 1 SAFE F SI 90 4-2 B SI 90 1-2 20 2B BB		B SI 86 C SI 88 B SI 88 F SI 88 F SI 88 C FC 85 2-3 K ①		C FF 94 C FF 93 B FF 94 X SL 81 1-2 P6 ③		C SI 96 C FF 97 F CH 90 B CH 90 F SI 96 X KC 80 1-2 L8 ②	4	1	1	0	1	1	1
20 Daniel Murphy, L (1, 4) OBP: 0.393, SLG: 0.577	C FC 86 F CH 80 B FC 86 F FC 87 F CH 79 B SI 89 F FC 86 X SI 90 2-2 P6 ③		C CU 72 X SI 90 0-1 40 1B 1-H 2-H 2B		B CH 78 C CH 78 F FC 86 S CU 72 1-3 K ②			H CU 79 1-0 40 2B HBP	X SI 96 0-0 1-3 1B	4	1	2	2	0	1	1
40 Wilson Ramos, R (1, 2) OBP: 0.385, SLG: 0.567		C CU 71 B SI 89 B FC 84 C SI 88 F CH 77 X SI 89 2-2 8 HBP 1B	F SI 89 F FC 85 X SI 89 0-2 2-H 1B		C SI 88 B FC 81 F CH 78 F CH 78 X SI 89 1-2 1B			D CU 80 C FF 94 C FF 94 B FF 96 F FF 94 X FF 94 2-2 1-3 2B	B KC 80 C SI 94 S SI 96 S KC 81 1-3 K ③	5	0	4	1	0	1	2
11 Ryan Zimmerman, R (1, 3) OBP: 0.285, SLG: 0.409		B SI 89 C SI 89 B SI 89 C FC 86 B SI 89 C FC 86 3-3 K ①	C SI 88 X CU 73 0-1 F8 ②		F SI 88 B SI 88 C SI 88 S CH 78 1-3 K ③			C CU 78 F FF 94 D CU 80 B FF 94 F FF 94 F CH 88 B FF 94 C CU 78 3-3 K ①		4	0	0	0	0	3	5
6 Anthony Rendon, R (1, 5) OBP: 0.330, SLG: 0.393		B SI 88 C SI 89 B FC 85 F SI 89 C CH 76 2-3 K ②	C SI 88 B SI 89 C SI 90 B SI 89 T FC 85 2-2 K ③			F FF 92 B FC 91 B FF 91 S FC 91 C FF 91 2-3 K ①		C FF 95 S FF 95 B FF 94 D CU 76 B FF 94 F FF 93 F FF 92 D CU 79 4-2 BB		3	0	0	0	1	3	2
8 Danny Espinosa, S (1, 6) OBP: 0.319, SLG: 0.415		C SI 88 S FC 86 H SI 89 1-2 HBP	L SI 86 B SI 87 S FC 84 F FC 85 S CH 78 1-3 K ①			C FC 90 B FF 91 S FF 92 F FC 90 B CU 83 F FC 92 S CU 83 2-3 K ②		F FF 93 B FF 92 C FF 92 S CH 86 1-3 K ②		3	0	0	0	0	3	3
31 Max Scherzer, R (1, 1) OBP: 0.167, SLG: 0.171 18 Matt Belisle, R (7, 1) 25 Clint Robinson, L (8, PH) OBP: 0.300, SLG: 0.362 45 Blake Treinen, R (8, 1)		S FC 85 C FC 84 X FC 84 0-2 G6-3 ③		S SI 88 C SI 88 C SI 89 0-3 K ②		S FC 89 B FC 90 X FC 90 1-1 G6-3 ③		F FF 93 B CH 86 C FF 92 D CU 79 B FF 92 X FF 93 3-2 P5 ③		3 0 1 0	0 0 0 0	0 0 0 0	0 0 0 0	0 0 0 0	1 0 0 0	2 0 3 0
Inning Stats	R: 0 H: 1 E: 0 LOB: 1 K: 0 BB: 0 S: 12 P: 20	R: 0 H: 1 E: 0 LOB: 2 K: 2 BB: 0 S: 15 P: 23	R: 3 H: 3 E: 1 LOB: 1 K: 1 BB: 1 S: 18 P: 27	R: 0 H: 1 E: 0 LOB: 1 K: 3 BB: 0 S: 12 P: 15	R: 0 H: 1 E: 0 LOB: 1 K: 3 BB: 0 S: 14 P: 19	R: 0 H: 0 E: 0 LOB: 0 K: 2 BB: 0 S: 10 P: 15	R: 0 H: 0 E: 0 LOB: 0 K: 1 BB: 0 S: 10 P: 12	R: 0 H: 1 E: 0 LOB: 3 K: 2 BB: 1 S: 19 P: 33	R: 0 H: 1 E: 0 LOB: 2 K: 2 BB: 0 S: 15 P: 19	1B: 6 2B: 3 3B: 0 HR: 0	SF: 0 SAC: 0 DP: 0 HBP: 3					

PITCHER		IP	WLS	BF	H	R	ER	SO	BB	IBB	HBP	BLK	WP	HR	S	P	ERA	WHIP
27 Zach Davies, R ERA: 3.74	(1, 1)	5.0		24	7	3	3	9	1	0	1	0	1	0	71	104	5.40	1.600
59 Carlos Torres, R ERA: 3.72	(6, 1)	1.0	W	3	0	0	0	2	0	0	0	0	0	0	10	15	0.00	0.000
13 Will Smith, L ERA: 1.46	(7, 1)	1.0	H	3	0	0	0	1	0	0	0	0	0	0	10	12	0.00	0.000
37 Tyler Thornburg, R ERA: 2.84	(8, 1)	1.0	H	6	1	0	0	2	1	0	1	0	0	0	19	33	0.00	2.000
21 Jeremy Jeffress, R ERA: 2.76	(9, 1)	1.0	S	5	1	0	0	2	0	0	1	0	0	0	15	19	0.00	1.000

PITCHER	IP	WLS	BF	H	R	ER	SO	BB	IBB	HBP	BLK	WP	HR	S	P	ERA	WHIP

TOP

AB	36
R	3
H	9
RBI	3
BB	2
SO	16
LOB	21

WP: 1 PA: 41
PB: 0
SB: 0
CS: 0

BOTTOM

Washington Nationals @ Milwaukee Brewers

Miller Park, Milwaukee, WI

Fri Jun 24 2016, 7:11 PM - 10:17 PM CDT

Att. 32,668 - Clear - 79 F

livebaseballscorecards.com

Batter	1	2	3	4	5	6	7	8	9	AB	R	H	RBI	BB	SO	LOB
5 Jonathan Villar, S (1, 6) OBP: 0.375, SLG: 0.420	C FF 92 B FF 92 S FF 93 F FF 94 B CH 84 S CH 85 2-3 **K** ①	C CU 77 S CH 84 B FF 94 X SL 87 1-2 1B			C FF 93 S CU 76 B CH 84 B FF 94 B CH 84 S FF 95 3-3 **K** ①		F FF 90 B CU 76 F FF 92 B CU 74 S SI 91 2-3 **K** ②			4	0	1	0	0	3	0
2 Scooter Gennett, L (1, 4) OBP: 0.336, SLG: 0.444	B CU 77 B FF 93 B FF 93 B FF 93 4-0 33 BB, 20 BB, 9 1B BB	1 SAFE C FF 92 1 SAFE 1 SAFE B CH 81 1 SAFE B FF 91 S CH 83 S FF 93 2-3 **K** ③			B FF 93 B SL 87 S FF 94 C FF 94 X CU 79 2-2 **P6** ②		C FF 91 B CU 75 F FF 92 X CU 78 1-2 **F8** ③			3	1	0	0	1	1	1
20 Jonathan Lucroy, R (1, 2) OBP: 0.361, SLG: 0.504	B FF 92 B SL 86 B FF 93 C FF 93 C FF 93 F FF 93 B FF 94 4-2 33 BB, 9 1B **1-2** BB		C FF 90 B SL 86 S SL 87 B CH 85 X FF 94 2-2 **G5-3** ①		C SL 85 X FF 92 0-1 **F9** ③			C SI 95 X SI 95 0-1 **G4-3** ①		3	1	0	0	1	0	0
33 Chris Carter, R (1, 3) OBP: 0.299, SLG: 0.494	B SL 87 S FF 93 C SL 87 B FF 95 F SL 87 B CH 84 F FF 95 B FF 96 4-2 9 1B **1-2** **2-3** BB		B FF 94 F FF 94 B FF 94 F SL 86 S SL 87 2-3 **K** ②			X FF 93 0-0 10 HR 1B		S SI 96 F SI 96 X SL 87 0-2 **F8** ②		3	1	1	0	1	1	0
10 Kirk Nieuwenhuis, L (1, 8) OBP: 0.339, SLG: 0.385	B FF 96 T FF 95 S CH 85 S FF 95 B FF 96 S FF 96 3-3 **K** ②		C CU 76 B FF 94 S CH 84 S FF 94 1-3 **K** ③			B FF 92 F FF 93 B FC 88 X FF 93 2-1 **1-H** HR		B SI 94 S SI 94 B SI 96 B SI 94 F SI 95 S SL 86 3-3 **K** ③		4	1	1	2	0	3	3
9 Aaron Hill, R (1, 5) OBP: 0.348, SLG: 0.403	B FF 95 S SL 88 C FF 95 X FF 96 1-2 **1-2** **2-H** **3-H** 1B			C SL 85 X SL 85 0-1 **F8** ①		C SL 86 C FF 94 S CH 84 0-3 **K** ①				3	0	1	2	0	1	0
18 Ramón Flores, L (1, 9) OBP: 0.317, SLG: 0.293	C CU 78 F FF 94 S SL 88 0-3 **K** ③			C FF 92 C CU 78 X CH 84 0-2 **G4-3** ②		S FF 93 B CU 78 B SL 87 B FF 94 S FF 94 F CH 86 S FF 95 3-3 **K** ②				3	0	0	0	0	2	2
15 Alex Presley, L (1, 7) OBP: 0.276, SLG: 0.298		F FF 90 T FF 92 F SL 88 B FF 94 F FF 94 X CH 84 1-2 **G6-3** ①		B CU 76 F FF 93 X SL 88 1-1 **G4-3** ③		C FF 93 C SL 88 F FF 95 B FF 95 B FF 96 B CU 79 C FF 95 3-3 **K** ③				3	0	0	0	0	1	0
27 Zach Davies, R (1, 1) 23 Keon Broxton, R (5, PH) OBP: 0.246, SLG: 0.211 59 Carlos Torres, R (6, 1) 13 Will Smith, R (7, 1) 14 Hernán Pérez, R (7, PH) OBP: 0.309, SLG: 0.419 37 Tyler Thornburg, R (8, 1) 21 Jeremy Jeffress, R (9, 1) OBP: 0.083, SLG: 0.083		B FF 92 C FF 92 F FF 93 B SL 87 X FF 94 2-2 **L6** ②			C FF 92 X SL 86 0-1 HR		F SL 85 S FF 91 B FF 91 F SL 87 F FF 92 F FF 92 F CU 75 S FF 92 1-3 **K** ①			1 1 0 0 1 0 0	0 1 0 0 0 0 0	0 1 0 0 0 0 0	0 1 0 0 0 0 0	0 0 0 0 0 1 0	0 0 0 0 0 0 0	0 0 0 0 0 0 0
Inning Stats	R: 2 E: 0 K: 3 S: 20 H: 1 LOB: 2 BB: 3 P: 38	R: 0 E: 0 K: 1 S: 14 H: 1 LOB: 1 BB: 0 P: 20	R: 0 E: 0 K: 2 S: 9 H: 0 LOB: 0 BB: 0 P: 14	R: 0 E: 0 K: 0 S: 7 H: 0 LOB: 0 BB: 0 P: 8	R: 1 E: 0 K: 1 S: 10 H: 1 LOB: 0 BB: 0 P: 15	R: 2 E: 0 K: 3 S: 14 H: 2 LOB: 0 BB: 0 P: 22	R: 0 E: 0 K: 2 S: 13 H: 0 LOB: 0 BB: 0 P: 17	R: 0 E: 0 K: 1 S: 8 H: 0 LOB: 0 BB: 0 P: 11		1B: 3 2B: 0 3B: 0 HR: 2	SF: 0 SAC: 0 DP: 0 HBP: 0		WP: 0 PB: 0 SB: 0 CS: 0	PA: 32	

	AB	R	H	RBI	BB	SO	LOB
	29	5	5	5	3	13	6

PITCHER		IP	WLS	BF	H	R	ER	SO	BB	IBB	HBP	BLK	WP	HR	S	P	ERA	WHIP
31 Max Scherzer, R ERA: 3.52	(1, 1)	6.0	L	26	5	5	5	10	3	0	0	0	0	2	74	117	7.50	1.333
18 Matt Belisle, R ERA: 1.86	(7, 1)	1.0		3	0	0	0	2	0	0	0	0	0	0	13	17	0.00	0.000
45 Blake Treinen, R ERA: 2.01	(8, 1)	1.0		3	0	0	0	1	0	0	0	0	0	0	8	11	0.00	0.000

PITCHER	IP	WLS	BF	H	R	ER	SO	BB	IBB	HBP	BLK	WP	HR	S	P	ERA	WHIP

Batter	1	2	3	4	5	6	7	8	9	AB	R	H	RBI	BB	SO	LOB
9 Ben Revere, L (1, 8) OBP: 0.253, SLG: 0.262	C SI 91 X SI 90 0-1 G3		X FF 90 0-0 B5-3	B SI 89 B FF 90 X SI 91 2-0 G6-3		X SI 92 0-0 B2-3		C FF 91 1 SAFE X SI 92 0-1 FC6 1-2f		5	0	0	0	0	0	2
28 Jayson Werth, R (1, 7) OBP: 0.328, SLG: 0.439	B FF 92 B FF 92 C FF 93 X SI 93 2-1 G6-3		B CU 74 C FF 92 S FF 92 X SI 92 1-2 F8		F FF 91 B FF 92 X SI 91 1-1 2B		C CU 75 B FF 92 B FF 92 B FF 91 D FF 92 4-1 40 1B 20 1B 11 SF8 BB	B CU 75 C SL 83 X FF 93 1-1 G6-3		4	1	1	0	1	0	1
34 Bryce Harper, L (1, 9) OBP: 0.397, SLG: 0.483	B FF 94 X SI 93 1-0 G4-3		B CU 76 B CU 74 B FF 92 C FF 92 C SI 92 B FF 93 4-2 20 1B BB		F FF 91 X SI 91 0-1 P6		C SL 78 B FF 91 X SL 80 1-1 P2		B SI 95 F SI 94 F SI 95 X CH 88 1-2 40 G5-4-3 1B	4	0	1	0	1	0	2
20 Daniel Murphy, L (1, 4) OBP: 0.397, SLG: 0.585		B CU 71 X SI 91 1-0 40 1B 3B	D CU 74 X SI 91 1-0 1-3 1B		S CU 74 X CU 74 0-1 F8		1 SAFE X CU 78 0-0 11 SF8 40 1B 1-2 1B		C FF 94 B FF 95 F FF 95 X KC 79 1-2 L9	5	1	3	0	0	0	2
40 Wilson Ramos, R (1, 2) OBP: 0.385, SLG: 0.563		B CU 72 X CU 73 1-0 11 FC4-6 3-H 1B	X SI 91 0-0 F9		X SI 92 0-0 G5-3		C FF 90 F FF 92 X CU 81 0-2 1-2 2-3 1B		C SI 94 B SI 95 X SI 94 1-1 G5-4-3 1-2f	5	0	2	1	0	0	4
11 Ryan Zimmerman, R (1, 3) OBP: 0.288, SLG: 0.410		F FF 93 B FF 92 X FF 92 1-1 FC4-6 6 FC6-4 1-2f		C SI 89 B CU 74 B SL 83 B SL 81 B SI 90 4-1 6 2B 8 SH1-3 BB		B FF 92 C FF 92 X FF 92 1-1 6 1B 8 SF9 1B	B FC 90 B FF 92 X FF 91 2-0 SF8 2-3 3-H			2	2	1	1	1	0	1
6 Anthony Rendon, R (1, 5) OBP: 0.332, SLG: 0.398		F FF 92 X SI 92 0-1 FC6-4 8 BB 1-2f		B FF 89 C SI 91 D FF 92 1 SAFE T FF 91 B FF 91 X FF 92 3-2 8 SH1-3 25 SF9 1-3 2B		X FF 90 0-0 1-3 1B	C FC 91 F FF 92 B FF 91 1 SAFE F FF 91 B FF 91 F FF 92 F FF 90 X FF 92 2-2 G4-3			4	1	2	0	0	0	3
8 Danny Espinosa, S (1, 6) OBP: 0.322, SLG: 0.415		F SI 93 L FF 92 B FF 93 D SL 84 F FF 92 F SL 83 B CH 85 B FF 93 4-2 1-2 BB		B FF 90 X FF 88 1-0 SH1-3 2-3 3-H		F FF 92 X FF 91 0-1 SF9 3-H		B FF 93 B FF 93 B FF 92 C FF 92 F FF 94 F FF 92 F FF 92 F FF 93 B CU 76 4-2 9 FC6 BB		0	0	0	2	2	0	0
47 Gio González, R (1, 1) OBP: 0.174, SLG: 0.190 25 Clint Robinson, L (4, PH) OBP: 0.296, SLG: 0.352 52 Yusmeiro Petit, R (4, 1) OBP: 0.250, SLG: 0.250 14 Chris Heisey, R (6, PH) OBP: 0.284, SLG: 0.439 18 Matt Belisle, R (6, 1) 10 Stephen Drew, L (8, PH) OBP: 0.309, SLG: 0.549 36 Sammy Solís, R (8, 1)		F FF 91 F SL 81 S SL 82 0-3 K	X FF 90 0-0 SF9 3-H		C FF 91 C CU 74 D SL 83 F FF 92 F SL 82 B SL 82 X FF 92 2-2 P4		B CU 73 1 SAFE X FF 92 1-0 F7		1 0 0 0 1 0 1	0 0 0 0 0 0 0	0 0 0 0 0 0 0	0 1 0 0 0 0 0	0 0 0 0 0 0 0	1 0 0 0 0 0 0	2 0 0 1 0 0 0
Inning Stats	R: 0 E: 0 K: 0 S: 5 H: 0 LOB: 0 BB: 0 P: 8	R: 1 E: 0 K: 1 S: 13 H: 2 LOB: 2 BB: 1 P: 20	R: 0 E: 0 K: 0 S: 8 H: 1 LOB: 2 BB: 1 P: 14	R: 2 E: 0 K: 0 S: 7 H: 1 LOB: 0 BB: 1 P: 17	R: 0 E: 0 K: 0 S: 7 H: 1 LOB: 1 BB: 0 P: 8	R: 1 E: 0 K: 0 S: 11 H: 2 LOB: 1 BB: 0 P: 14	R: 1 E: 0 K: 0 S: 14 H: 2 LOB: 2 BB: 1 P: 23	R: 0 E: 1 K: 0 S: 10 H: 0 LOB: 1 BB: 1 P: 16	R: 0 E: 0 K: 0 S: 8 H: 1 LOB: 0 BB: 0 P: 11	1B: 7 2B: 2 3B: 1 HR: 0 SF: 3 SAC: 1 DP: 1 HBP: 0						

PITCHER	IP	WLS	BF	H	R	ER	SO	BB	IBB	HBP	BLK	WP	HR	S	P	ERA	WHIP
22 Matt Garza, R (1, 1) ERA: 2.81	6.0	W	28	7	4	4	1	3	0	0	0	0	0	51	81	6.00	1.667
13 Will Smith, L (7, 1) ERA: 2.13	0.1	H	3	1	1	1	0	1	0	0	0	0	0	4	9	27.00	6.000
59 Carlos Torres, R (7, 1) ERA: 3.65	0.2	H	3	1	0	0	0	0	0	0	0	0	0	10	14	0.00	1.500
54 Michael Blazek, R (8, 1) ERA: 3.86	1.0	H	4	0	0	0	0	1	0	0	0	0	0	10	16	0.00	1.000
21 Jeremy Jeffress, R (9, 1) ERA: 2.67	1.0	S	3	1	0	0	0	0	0	0	0	0	0	8	11	0.00	1.000

PITCHER	IP	WLS	BF	H	R	ER	SO	BB	IBB	HBP	BLK	WP	HR	S	P	ERA	WHIP

TOP

Washington Nationals @ Milwaukee Brewers

Miller Park, Milwaukee, WI

Sat Jun 25 2016, 3:11 PM - 6:16 PM CDT

Att. 30,085 - Sunny - 85 F

livebaseballscorecards.com

AB	32
R	5
H	10
RBI	5
BB	5
SO	1
LOB	19

WP: 0 PB: 0 SB: 0 CS: 0

PA: 41

BOTTOM

Washington Nationals @ Milwaukee Brewers

Miller Park, Milwaukee, WI

Sat Jun 25 2016, 3:11 PM - 6:16 PM CDT

Att. 30,085 - Sunny - 85 F

livebaseballscorecards.com

Batter	1	2	3	4	5	6	7	8	9	AB	R	H	RBI	BB	SO	LOB
5 Jonathan Villar, S (1, 6) OBP: 0.380, SLG: 0.429	F SI 89 C CU 75 B FF 90 X CU 75 1-2 8 G1-3 9 1B 33 HR 1B	C CU 75 B CH 84 B FF 91 F CU 76 F CU 77 B FF 92 X SI 91 3-2 9 S 9 1B 2-H 1B		C FF 89 C FF 90 F FF 89 B CU 77 F CH 82 X CH 82 1-2 9 G4-3 2B		B SL 85 F FF 90 X SL 87 1-1 ③ G4-3				4	1	3	1	0	0	0
9 Aaron Hill, R (1, 5) OBP: 0.351, SLG: 0.405	F CH 88 B FF 90 B CH 84 C FF 89 B CU 77 F FF 92 X FF 91 3-2 8 G1-3 33 HR 1-2 1B	1 SAFE C SI 89 X FF 91 0-1 ③ 1-H 1B		B FF 86 L SL 86 F CU 77 B FF 91 X FF 90 2-2 ① G4-3 2-3			C SL 80 B SI 88 C SL 83 F FF 90 T SL 84 1-2 ① K			4	1	2	0	0	1	1
8 Ryan Braun, R (1, 7) OBP: 0.380, SLG: 0.534	X CH 82 0-0 ① G1-3 1-2 2-3		C FF 90 C CH 82 F FF 92 H CU 80 1-2 33 HBP 14 2B HBP	F CU 76 F FF 89 B FF 90 S CU 78 1-3 ② K			F SL 84 B FF 90 B SL 84 X SL 85 2-1 33 WP 33 1B 1B			3	1	1	0	0	1	3
20 Jonathan Lucroy, R (1, 2) OBP: 0.356, SLG: 0.496	C CU 76 B FF 91 D CU 78 S CH 83 B FF 91 S CU 78 3-3 ② K		B SI 89 C CH 82 F CU 77 C FF 90 1-3 ① K	C SL 86 F FF 90 B FF 90 D CU 79 X SL 86 2-2 ③ F9			C FF 89 F FF 90 X SL 84 0-2 ② F7			4	0	0	0	0	2	5
33 Chris Carter, R (1, 3) OBP: 0.305, SLG: 0.508	B CH 84 C FF 91 B FF 91 B CH 84 X CH 84 3-1 2-H 3-H HR		C FF 90 H CU 78 1-1 14 2B 2 FC4 1-2 HBP		X SL 85 0-0 ① P5		B SL 84 1 SAFE F FF 91 C FF 92 B SL 87 X FF 92 2-2 ③ 1-H 1B			3	2	2	3	0	0	0
14 Hernán Pérez, R (1, 9) OBP: 0.307, SLG: 0.422 21 Jeremy Jeffress, R (9, 1)	B SI 90 B FF 89 X FF 89 2-0 ③ F8		B CH 81 X SI 90 1-0 2 FC4 1-3 2-H 2B		S SL 84 B CU 76 X SL 84 1-1 ② P3			B KC 78 C SI 95 S CH 86 F SI 94 F SI 94 S KC 81 1-3 ① K		4 0	0 0	1 0	1 0	0 0	1 0	0 0
2 Scooter Gennett, L (1, 4) OBP: 0.335, SLG: 0.440		F FF 90 B SI 89 S FF 90 S CU 79 1-3 ① K2-3	X CH 86 0-0 FC4 2-3 3-H		B FF 88 B CH 82 B CH 82 X FF 88 3-0 ③ F8			F SI 95 F SI 93 X KC 81 0-2 1B		4	0	1	1	0	1	1
23 Keon Broxton, R (1, 8) OBP: 0.246, SLG: 0.200		B SI 91 B SI 91 F SI 90 S FF 91 F FF 91 B CU 78 B FF 91 4-2 22 SH1-4 5 1B BB	1 SAFE F FF 89 B CU 74 1 SAFE T FF 89 F FF 90 S CH 81 1-3 ② K			F FF 89 X SI 90 0-1 ① G6-3		X SI 94 0-0 ② F9		3	1	0	0	1	1	3
22 Matt Garza, R (1, 1) OBP: 0.250, SLG: 0.250 15 Alex Presley, L (6, PH) OBP: 0.273, SLG: 0.296 13 Will Smith, R (7, 1) 59 Carlos Torres, R (7, 1) 54 Michael Blazek, R (8, 1) 18 Ramón Flores, L (8, PH) OBP: 0.315, SLG: 0.291 (9, 9)		X CH 88 0-0 ② SH1-4 1-2	F SI 89 F FF 90 B CU 76 S FF 90 1-3 ③ K			B FF 90 C SI 91 B CU 74 B FF 89 F SI 91 F FF 91 F FF 90 F FF 93 C SL 87 3-3 ② K		B SI 94 B SI 95 X SI 94 2-0 ③ G4-3		1 1 0 0 0 1	0 0 0 0 0 0	0 0 0 0 0 0	0 0 0 0 0 0	0 0 0 0 0 0	1 0 0 0 0 1	2 0 0 0 0 0
Inning Stats	R: 3 E: 0 K: 1 S: 14 H: 3 LOB: 0 BB: 0 P: 26	R: 1 E: 0 K: 1 S: 13 H: 2 LOB: 2 BB: 1 P: 21	R: 2 E: 0 K: 3 S: 16 H: 1 LOB: 2 BB: 0 P: 22	R: 0 E: 0 K: 1 S: 14 H: 1 LOB: 1 BB: 0 P: 20	R: 0 E: 0 K: 0 S: 4 H: 0 LOB: 0 BB: 0 P: 8	R: 0 E: 0 K: 1 S: 10 H: 0 LOB: 0 BB: 0 P: 14	R: 0 E: 0 K: 1 S: 12 H: 2 LOB: 2 BB: 0 P: 17	R: 0 E: 0 K: 1 S: 10 H: 1 LOB: 1 BB: 0 P: 13		1B: 7 2B: 2 3B: 0 HR: 1 SF: 0 SAC: 1 DP: 0 HBP: 2			WP: 1 PB: 0 SB: 1 CS: 0 PA: 36	

	AB	32
	R	6
	H	10
	RBI	6
	BB	1
	SO	9
	LOB	16

PITCHER		IP	WLS	BF	H	R	ER	SO	BB	IBB	HBP	BLK	WP	HR	S	P	ERA	WHIP
47 Gio González, L ERA: 4.73	(1, 1)	3.0	L	18	6	6	6	5	1	0	2	0	0	1	43	69	18.00	2.333
52 Yusmeiro Petit, R ERA: 2.93	(4, 1)	2.0		7	1	0	0	1	0	0	0	0	0	0	18	28	0.00	0.500
18 Matt Belisle, R ERA: 1.54	(6, 1)	2.0		7	2	0	0	2	0	0	0	0	1	0	22	31	0.00	1.000
36 Sammy Solís, L ERA: 1.46	(8, 1)	1.0		4	1	0	0	1	0	0	0	0	0	0	10	13	0.00	1.000

PITCHER	IP	WLS	BF	H	R	ER	SO	BB	IBB	HBP	BLK	WP	HR	S	P	ERA	WHIP

Batter	1	2	3	4	5	6	7	8	9	AB	R	H	RBI	BB	SO	LOB
9 Ben Revere, L (1, 8) OBP: 0.257, SLG: 0.262 3 Michael Taylor, R (9, 8) OBP: 0.269, SLG: 0.388	B SI 93 C SI 92 C SI 93 X SL 87 1-2 ① F7		B SI 93 X SI 92 1-0 1-2 1B		B SI 92 B SI 94 B SI 92 B SI 94 4-0 28 BB 1-2 BB		X FF 94 0-0 ② B1		C SL 85 X SI 92 0-1 ③ G4-3	4 0	0 0	1 0	0 0	1 0	0 0	0 0
28 Jayson Werth, R (1, 7) OBP: 0.327, SLG: 0.433	B SI 94 C SI 92 C SI 93 F SL 87 F SL 86 F FF 95 B FF 95 F SL 88 S SL 87 2-3 ② K2-3		B KC 82 C KC 82 B SL 88 B SI 92 X SI 92 3-1 ③ G5-3		C FF 94 C FF 93 B FF 94 B SL 89 D SI 94 F SI 92 B FF 92 4-2 1-2 2-3 BB		C SL 89 B FF 95 C SL 89 S SL 89 1-3 ③ K			3	0	0	0	1	2	2
34 Bryce Harper, L (1, 9) OBP: 0.395, SLG: 0.477	F SI 94 X SI 95 0-1 ③ G4-3			B SI 94 B SI 93 B SI 93 C SI 93 C SI 92 B SI 94 4-2 6 L9 6 S BB	B SI 93 C FF 93 F FF 92 F SL 87 X FF 93 1-2 ③ F8			C CU 74 T SI 91 X SI 92 0-2 ① L8		3	0	0	0	1	0	3
20 Daniel Murphy, L (1, 4) OBP: 0.391, SLG: 0.577		C SI 93 C FF 92 F SL 88 B SI 94 B SL 86 X FF 93 2-2 ① F7		1 SAFE F FF 91 1 SAFE X CH 86 0-1 ① F8		S SL 84 S SL 90 B SL 89 S SL 91 1-3 ① K		B FF 92 B SL 84 C CU 76 B SI 91 F CU 77 X FF 93 3-2 ② G4-3		4	0	0	0	0	1	1
6 Anthony Rendon, R (1, 5) OBP: 0.334, SLG: 0.397		B SI 92 F SI 92 S SI 93 B SI 94 X SI 93 2-2 ② G6-3		F SI 92 1 SAFE B SL 87 1 SAFE B SI 92 X SI 92 2-1 ② L9 1-3		B SL 88 X FF 95 1-0 25 CS 1B		B SL 81 C SL 82 B FF 93 B SL 82 C FF 92 B FF 93 4-2 25 HR BB		3	1	1	0	1	0	1
25 Clint Robinson, L (1, 3) OBP: 0.294, SLG: 0.397		X FF 93 0-0 ③ G3-1		C FF 92 F FF 92 F FF 94 B FF 93 B FF 92 X SI 95 2-2 ③ L7		D FF 94 F FF 95 1 SAFE B FF 93 B FF 93 X FF 94 3-1 ② E3 10 WP 1-2		S FF 92 X FF 92 0-1 1-H HR		4	1	1	2	0	0	2
10 Stephen Drew, L (1, 6) OBP: 0.294, SLG: 0.520 46 Oliver Pérez, L (8, 1) 45 Blake Treinen, R (8, 1) 27 Shawn Kelley, R (8, 1)			C SI 92 C FF 92 X FF 94 0-2 ① P5		F FF 92 F SI 93 B X FF 92 1-2 ① F9	C FF 93 B FF 93 T FF 91 B SL 89 S SL 88 2-3 ③ K 1-2		B FF 91 X FF 91 1-0 ③ F8		4 0 0 0	0 0 0 0	0 0 0 0	0 0 0 0	1 0 0 0	1 0 0 0	1 0 0 0
59 Jose Lobaton, S (1, 2) OBP: 0.296, SLG: 0.290			X SI 93 0-0 ② G3		B FF 92 X SI 92 1-0 ② F8		X FF 91 0-0 HR		C CU 71 S SL 87 B SL 89 F FF 92 F SL 88 F FF 93 X CU 76 1-2 ① F7	4	1	1	1	0	0	0
57 Tanner Roark, R (1, 1) OBP: 0.152, SLG: 0.100 8 Danny Espinosa, S (8, 6) OBP: 0.321, SLG: 0.413			B SI 92 B SI 92 C SI 92 S SI 92 F SI 93 F SI 93 B SI 92 B SI 93 4-2 9 1B BB		B SI 92 B SI 92 B C SI 93 B SI 90 4-1 28 BB 9 BB BB		C FF 92 B FF 91 C FF 92 S SL 89 1-3 ① K		C SL 86 F FF 92 B SL 89 X SI 94 1-2 ② G6-3	1 1	0 0	0 0	0 0	2 0	1 0	0 0
Inning Stats	R: 0 E: 0 K: 1 S: 12 H: 0 LOB: 0 BB: 0 P: 15	R: 0 E: 0 K: 0 S: 8 H: 0 LOB: 0 BB: 0 P: 12	R: 0 E: 0 K: 0 S: 11 H: 1 LOB: 2 BB: 1 P: 19	R: 0 E: 0 K: 0 S: 10 H: 0 LOB: 1 BB: 1 P: 18	R: 0 E: 0 K: 0 S: 12 H: 0 LOB: 3 BB: 3 P: 27	R: 0 E: 1 K: 2 S: 9 H: 1 LOB: 1 BB: 0 P: 16	R: 1 E: 0 K: 2 S: 8 H: 1 LOB: 0 BB: 0 P: 10	R: 2 E: 0 K: 0 S: 11 H: 1 LOB: 0 BB: 1 P: 19	R: 0 E: 0 K: 0 S: 11 H: 0 LOB: 0 BB: 0 P: 13	1B: 2 2B: 0 3B: 0 HR: 2 SF: 0 SAC: 0 DP: 0 HBP: 0						

PITCHER		IP	WLS	BF	H	R	ER	SO	BB	IBB	HBP	BLK	WP	HR	S	P	ERA	WHIP
52 Jimmy Nelson, R ERA: 3.6	(1, 1)	5.0		21	1	0	0	1	5	0	0	0	0	0	53	91	0.00	1.200
50 Jacob Barnes, R ERA: 2.79	(6, 1)	2.0	L	8	2	1	1	4	0	0	0	0	1	1	17	26	4.50	1.000
54 Michael Blazek, R ERA: 4.39	(8, 1)	1.0		5	1	2	2	0	1	0	0	0	0	1	11	19	18.00	2.000
48 Blaine Boyer, R ERA: 3.57	(9, 1)	1.0		3	0	0	0	0	0	0	0	0	0	0	11	13	0.00	0.000

PITCHER	IP	WLS	BF	H	R	ER	SO	BB	IBB	HBP	BLK	WP	HR	S	P	ERA	WHIP

TOP

Washington Nationals @ Milwaukee Brewers

Miller Park, Milwaukee, WI

Sun Jun 26 2016, 1:11 PM - 4:24 PM CDT

Att. 30,215 - Cloudy - 84 F

livebaseballscorecards.com

AB	31
R	3
H	4
RBI	3
BB	6
SO	5
LOB	10

WP: 1	PA: 37
PB: 0	
SB: 1	
CS: 1	

Batter	1	2	3	4	5	6	7	8	9	AB	R	H	RBI	BB	SO	LOB
5 Jonathan Villar, S (1, 6) OBP: 0.380, SLG: 0.434	B SI 91 B SI 91 C SI 91 C SI 92 F SI 93 B SI 93 B SI 92 4-2 2 CS BB	C CU 76 X CU 78 0-1 ③ G1-3	B SI 92 B CU 76 C SI 91 X CH 84 2-1 ③ G4-3	B SI 93 B CU 76 X CH 83 2-0 ③ G4-3	S FF 93 B FF 94 S SL 82 X SL 86 1-2 3B	4	0	1	0	1	0	2
2 Scooter Gennett, L (1, 4) OBP: 0.332, SLG: 0.434	F SI 92 ① F SI 92 ② B SI 92 1 SAFE 1 SAFE F SL 85 1 SAFE B SI 94 X CU 78 2-2 F7 1-2	X SI 89 0-0 8 FC5-4 1B	C CU 74 X SI 90 0-1 ① F7	C FF 94 B SL 80 C FF 93 S SL 82 1-3 ① K	S SL 86 S SL 86 X SL 86 0-2 ③ F7	5	0	1	0	0	1	2
8 Ryan Braun, R (1, 7) OBP: 0.382, SLG: 0.542	B SI 93 F SI 94 F SI 93 X SI 94 1-2 ③ G3	1 SAFE C SL 83 S SI 91 F SI 93 B SI 93 X SL 84 1-2 ① FC5-4 33 PB 20 1B 1-2f	X SL 83 0-0 33 1B 1B	C SI 96 F SI 96 F SL 87 B FF 97 F SI 96 B SI 97 X SL 86 2-2 20 G6-3 3B	4	1	2	0	0	0	1
20 Jonathan Lucroy, R (1, 2) OBP: 0.358, SLG: 0.496	C SI 91 B SI 93 B SL 86 C SL 86 B SI 93 X SI 94 3-2 9 FC6-4 1B	S CU 77 S CU 76 X SI 90 0-2 10 S 1-2 1B	C SI 92 X SI 91 0-1 ② L6	C SI 95 B SL 85 B SI 96 S SI 94 X SI 93 2-2 ② G6-3 3-H	4	0	2	1	0	0	1
33 Chris Carter, R (1, 3) OBP: 0.308, SLG: 0.508	B SI 92 B SL 85 C SI 92 S SL 86 C SI 94 2-3 ① K	T SI 92 B SI 92 D SL 85 F SI 92 C SI 94 2-3 ② K 2-3	1 SAFE B SL 83 F SL 81 1 SAFE X SI 91 1-1 1-2 1B	B SI 96 B SI 95 B SI 94 C SI 96 X SI 96 3-1 1B	4	0	2	0	0	2	3
10 Kirk Nieuwenhuis, L (1, 8) OBP: 0.332, SLG: 0.376	C SI 92 F FF 91 C SI 90 0-3 ② K	C CU 77 B SI 92 B CH 83 C CU 77 S SI 94 2-3 ③ K 1-2	B CH 82 X CH 83 1-0 ③ P6	B FF 92 C SL 81 F FF 93 S SL 85 1-3 ③ K	4	0	0	0	0	3	6
9 Aaron Hill, R (1, 5) OBP: 0.353, SLG: 0.415	1 SAFE C SI 92 X CU 78 0-1 ③ FC6-4 1-2f	X CU 74 0-0 2B	X SL 84 0-0 18 SH2-3 2B	C FF 93 F FF 93 F FF 95 C SL 84 0-3 ① K	4	0	2	0	0	1	1
18 Ramón Flores, L (1, 9) OBP: 0.310, SLG: 0.286	C SI 90 B CH 82 X CH 82 1-1 ① L8	C SI 90 B SI 92 B CU 75 F SI 92 C SI 94 2-3 ① K	X SI 92 0-0 ① SH2-3 2-3	F FF 93 B SL 85 F SL 83 S SL 86 1-3 ② K	3	0	0	0	0	2	1
52 Jimmy Nelson, R (1, 1) OBP: 0.111, SLG: 0.111 14 Hernán Pérez, R (5, PH) OBP: 0.304, SLG: 0.418 50 Jacob Barnes, R (6, 1) 15 Alex Presley, L (7, PH) OBP: 0.271, SLG: 0.293 54 Michael Blazek, R (8, 1) 48 Blaine Boyer, R (9, 1) 12 Martín Maldonado, R (9, PH) OBP: 0.328, SLG: 0.296	C FF 92 C SI 92 B SI 94 B CU 78 T SI 94 2-2 ② K	B SI 92 X SI 92 1-0 ② G1-3	B SI 92 F SI 92 B SI 92 B CU 76 S CH 85 S CH 84 3-3 ② K	B SL 83 X SL 83 1-0 HR	1	0	0	0	0	1	0
					1	0	0	0	0	0	1
					0	0	0	0	0	0	0
					1	0	0	0	0	1	1
					0	0	0	0	0	0	0
					0	0	0	0	0	0	0
					1	1	1	1	0	0	0
Inning Stats	R: 0 E: 0 K: 0 S: 10 H: 0 LOB: 0 BB: 1 P: 17	R: 0 E: 0 K: 2 S: 11 H: 1 LOB: 1 BB: 0 P: 16	R: 0 E: 0 K: 1 S: 7 H: 0 LOB: 0 BB: 0 P: 10	R: 0 E: 0 K: 2 S: 14 H: 2 LOB: 2 BB: 0 P: 19	R: 0 E: 0 K: 1 S: 7 H: 1 LOB: 1 BB: 0 P: 12	R: 0 E: 0 K: 0 S: 8 H: 2 LOB: 2 BB: 0 P: 10	R: 0 E: 0 K: 1 S: 6 H: 1 LOB: 1 BB: 0 P: 11	R: 1 E: 0 K: 2 S: 16 H: 2 LOB: 1 BB: 0 P: 25	R: 1 E: 0 K: 2 S: 14 H: 2 LOB: 1 BB: 0 P: 17	1B: 6 2B: 2 3B: 2 HR: 1 SF: 0 SAC: 1 DP: 0 HBP: 0	WP: 0 PB: 1 SB: 1 CS: 1 PA: 38					

PITCHER		IP	WLS	BF	H	R	ER	SO	BB	IBB	HBP	BLK	WP	HR	S	P	ERA	WHIP
57 Tanner Roark, R ERA: 2.96	(1, 1)	7.0	W	28	7	0	0	7	1	0	0	0	0	0	63	95	0.00	1.143
46 Oliver Pérez, L ERA: 4.66	(8, 1)	0.1	H	1	0	0	0	1	0	0	0	0	0	0	3	4	0.00	0.000
45 Blake Treinen, R ERA: 2.27	(8, 1)	0.1	H	3	2	1	1	0	0	0	0	0	0	0	10	17	27.00	6.000
27 Shawn Kelley, R ERA: 2.6	(8, 1)	1.1	S	6	2	1	1	3	0	0	0	0	0	1	17	21	6.75	1.500

PITCHER	IP	WLS	BF	H	R	ER	SO	BB	IBB	HBP	BLK	WP	HR	S	P	ERA	WHIP

BOTTOM

Washington Nationals @ Milwaukee Brewers

Miller Park, Milwaukee, WI

Sun Jun 26 2016, 1:11 PM - 4:24 PM CDT

Att. 30,215 - Cloudy - 84 F

livebaseballscorecards.com

AB	36
R	2
H	11
RBI	2
BB	1
SO	11
LOB	19

New York Mets @ Washington Nationals

Nationals Park, Washington, DC

Mon Jun 27 2016, 7:07 PM - 10:39 PM EDT

Att. 33,109 - Drizzle - 82 F

TOP

livebaseballscorecards.com

Batter	1	2	3	4	5	6	7	8	9	AB	R	H	RBI	BB	SO	LOB
3 Curtis Granderson, L (1, 9) OBP: 0.317, SLG: 0.434	B SI 94 X SI 94 1-0 52 1B 20 SF8 1B	C SL 82 B SI 93 X CH 88 1-1 13 BB 1-3 2-H 1B	C SI 93 B SL 81 B SL 82 X CH 87 2-1 ③ G3			B SI 92 B SI 93 S SI 93 S SL 81 S SL 82 2-3 ③ K		S SL 85 D SL 81 B FF 95 C SL 83 B FF 96 F FF 95 S FF 94 3-3 ③ K		5	1	2	1	0	2	4
13 Asdrúbal Cabrera, S (1, 6) OBP: 0.324, SLG: 0.405	S SI 94 L SI 92 S SL 86 0-3 ① K	B SL 84 B SI 93 S SL 81 B SI 93 B SL 82 4-1 1-2 BB	B SI 93 C SL 80 F SI 93 F SL 82 F SI 95 F SL 83 B CH 88 F SL 85 B SL 83 3-2 ① X SL 80 L9				C FF 96 F FF 96 B CH 89 X FF 97 1-2 20 G4-6-3 52 1B 1B		B FF 88 S FF 89 S FF 89 T FF 89 1-2 ① K	4	0	1	0	1	2	1
52 Yoenis Cespedes, R (1, 8) OBP: 0.358, SLG: 0.562	C SI 94 X SI 94 0-1 1-3 1B	C SL 84 S SL 85 B SL 85 B SI 93 S SL 84 2-3 ③ K		X SI 94 0-0 ② L9			C FF 96 X SL 86 0-1 20 G4-6-3 1-2 1B		B FF 89 C FF 89 B SL 78 S FF 89 F FF 89 B FF 89 X FF 89 3-2 ② F8	5	0	2	0	0	1	3
20 Neil Walker, S (1, 4) OBP: 0.327, SLG: 0.458	B SL 84 X SI 93 1-0 ② SF8 3-H		X SI 94 0-0 28 2B 4 1B 1B	C SI 94 F SL 85 F SI 94 F SL 87 B SL 79 F SI 95 C SI 93 1-3 ③ K			B FF 95 X FF 95 1-0 ① ② G4-6-3 1-2f 2-3		C FF 90 F SL 80 F FF 90 B SL 77 X FF 90 1-2 ③ L8	4	1	1	1	0	1	2
28 James Loney, L (1, 3) OBP: 0.353, SLG: 0.447	B SI 94 X SI 92 1-0 ③ L8		F SI 93 B SI 93 X SI 91 1-1 4 1B 1-3 2B		B SL 79 X SL 80 1-0 ① L6-3		B SL 84 X FF 96 1-0 ③ G6-3			4	1	1	0	0	0	2
4 Wilmer Flores, R (1, 5) OBP: 0.315, SLG: 0.372		F SI 92 B SI 93 C SL 84 F SL 83 S SL 85 1-3 ① K	B SL 85 C SL 86 F SL 85 X SL 83 1-2 7 F8 9 1B 34 FC1-2 2-H 3-H 1B		B SI 92 B SL 84 X SI 93 2-0 ② F7			B FF 94 X CH 86 1-0 9 FC3-6 1B		4	0	2	2	0	1	0
9 Brandon Nimmo, L (1, 7) OBP: 0.250, SLG: 0.250		B SI 93 B SL 80 C SI 92 F SI 93 F SL 85 X SI 94 2-2 7 1B 3 1B 1B	B SI 92 X SL 81 1-0 34 FC1-2 1-2 1B		F SI 92 F SI 92 S SL 83 0-3 ③ K			F FF 94 B FF 94 S SL 84 X SL 82 1-2 ① FC3-6 15 FC5 7 1B 1-2f		4	1	2	0	0	1	1
7 Travis d'Arnaud, R (1, 2) OBP: 0.282, SLG: 0.262		C SL 86 X SI 94 0-1 3 1B 1-2 1B	F SI 92 F SI 93 X SL 82 0-2 ① F8 2-3			X SL 82 0-0 55 G4-6-3 1B		C FF 95 S SL 82 X SL 80 0-2 15 FC5 1-2 1B		4	0	3	0	0	0	2
34 Noah Syndergaard, L (1, 1) OBP: 0.212, SLG: 0.367 36 Sean Gilmartin, L (4, 1) 55 Kelly Johnson, L (6, PH) OBP: 0.294, SLG: 0.342 62 Erik Goeddel, R (6, 1) 15 Matt Reynolds, R (8, PH) OBP: 0.297, SLG: 0.457 59 Antonio Bastardo, R (8, 1)		B SL 82 F SI 93 S SL 83 B SL 83 C SI 93 2-3 ② K	C SL 83 1 SAFE X SL 82 0-1 ② FC1-2 1-2 3-H			X SI 91 0-0 ① ② G4-6-3 1-2f		C FF 95 F FF 95 B CH 88 X SL 84 1-2 ② FC5 1-2 2-3f		2 0 0 1 0 1 0	0 0 0 0 0 0 0	0 0 0 0 0 0 0	0 0 0 0 0 0 0	1 0 0 0 0 0 0	4 0 1 0 2 0 0

Inning Stats	1	2	3	4	5	6	7	8	9
	R: 1 E: 0 K: 1 S: 8	R: 1 E: 0 K: 3 S: 19	R: 2 E: 0 K: 0 S: 14	R: 0 E: 0 K: 1 S: 14	R: 0 E: 0 K: 1 S: 5	R: 0 E: 0 K: 1 S: 5	R: 0 E: 0 K: 0 S: 7	R: 0 E: 0 K: 1 S: 14	R: 0 E: 0 K: 1 S: 11
	H: 2 LOB: 1 BB: 0 P: 11	H: 3 LOB: 3 BB: 1 P: 31	H: 4 LOB: 0 BB: 0 P: 19	H: 0 LOB: 0 BB: 0 P: 18	H: 0 LOB: 0 BB: 0 P: 8	H: 1 LOB: 0 BB: 0 P: 7	H: 2 LOB: 1 BB: 0 P: 10	H: 2 LOB: 2 BB: 0 P: 20	H: 0 LOB: 0 BB: 0 P: 16

	AB	38
	R	4
	H	14
	RBI	4
	BB	1
	SO	9
	LOB	22

		1B: 13	SF: 1	WP: 0	PA: 40
		2B: 1	SAC: 0	PB: 0	
		3B: 0	DP: 2	SB: 0	
		HR: 0	HBP: 0	CS: 0	

PITCHER		IP	WLS	BF	H	R	ER	SO	BB	IBB	HBP	BLK	WP	HR	S	P	ERA	WHIP
41 Joe Ross, R	(1, 1)	6.0	W	28	10	4	4	7	1	0	0	0	0	0	65	94	6.00	1.833
ERA: 3.3																		
73 Felipe Vázquez, L	(7, 1)	2.0		9	4	0	0	1	0	0	0	0	0	0	21	30	0.00	2.000
ERA: 6.09																		
53 Rafael Martín, R	(9, 1)	1.0		3	0	0	0	1	0	0	0	0	0	0	11	16	0.00	0.000
ERA:																		

PITCHER		IP	WLS	BF	H	R	ER	SO	BB	IBB	HBP	BLK	WP	HR	S	P	ERA	WHIP

New York Mets @ Washington Nationals

Nationals Park, Washington, DC

Mon Jun 27 2016, 7:07 PM - 10:39 PM EDT

Att. 33,109 - Drizzle - 82 F

livebaseballscorecards.com

BOTTOM

Batter	1	2	3	4	5	6	7	8	9	AB	R	H	RBI	BB	SO	LOB
9 Ben Revere, L (1, 8) OBP: 0.271, SLG: 0.277	B SI 99 C SI 100 X SI 100 1-1 34 BB 28 S 20 FC3-2 1B		C SI 97 X SL 89 0-1 28 S 34 1B 1B	C FF 87 X SI 87 0-1 34 S 20 1B 1B	S CH 78 B SL 77 S CH 78 X SI 88 1-2 FC3 28 2B 1-2 3-H		C FF 90 B CH 83 X CH 83 1-1 40 WP 20 1B 1B			5	3	4	1	0	0	1
28 Jayson Werth, R (1, 7) OBP: 0.332, SLG: 0.436	B FF 100 B SL 93 C FF 100 D SL 94 B FF 100 4-1 20 FC3-2 34 BB 1-2 BB		B SI 97 1 SAFE B FF 98 B SI 99 C FF 99 F FF 99 F SL 91 B FF 100 4-2 34 1B 20 FC6-5 1-2 BB	1 SAFE B FF 87 C CH 76 B CH 78 C SI 86 S SL 78 2-3 ① K	B SI 86 C CH 78 C CH 78 X SI 88 1-2 34 1B 1-H 2-H 2B		B FF 91 C FF 91 C FC 88 X FC 88 1-2 ① L9			3	1	1	2	2	1	2
34 Bryce Harper, L (1, 9) OBP: 0.401, SLG: 0.480 3 Michael Taylor, R (8, 9) OBP: 0.269, SLG: 0.388	T SL 93 B SL 92 2 SAFE F FF 100 F SL 92 B SL 90 B FF 100 F SL 91 B SI 101 4-2 20 FC3-2 1-2 2-3 BB		B SI 99 X SL 91 1-0 20 FC6-5 20 S 1-3 2-H 1B	B FF 89 1 SAFE B CU 74 S SL 78 D FF 88 B SL 77 4-1 20 1B 1-2 BB	C SI 87 C CH 78 B FF 88 B SI 88 X CH 79 2-2 ② 2-H 1B		S CH 84 F FF 92 B FF 93 B FF 92 F FF 92 X FF 93 2-2 ② F7			3 0	0 0	2 0	1 0	2 0	0 0	1 0
20 Daniel Murphy, L (1, 4) OBP: 0.392, SLG: 0.573	D CH 92 F SI 98 F SL 93 X CU 85 1-2 ① FC3-2 40 G5-4-3 1-2 2-3 3-Hf		B SL 90 X FF 99 1-0 ① FC6-5 11 WP 40 1B 6 1B 1-3 3-H	C FF 88 B FF 88 D CH 78 X FF 88 2-1 40 G5-4-3 1-3 2-H 1B	B SI 87 X CH 77 1-0 ③ F8		X FF 92 0-0 40 WP 1-2 1B			5	1	2	2	0	0	5
40 Wilson Ramos, R (1, 2) OBP: 0.385, SLG: 0.558	C FF 100 B SI 99 X FF 98 1-1 ②③ G5-4-3 1-2f		X SI 98 0-0 11 WP 6 1B 1-2 1B	B FF 87 S CH 77 X CH 78 1-1 ②③ G5-4-3 1-2f		C FF 91 B FF 91 B CU 76 F FF 91 F FF 92 B CU 78 B FF 92 4-2 11 2B 6 SF8 BB	F CH 84 F CH 83 B FF 93 X CU 77 1-2 ③ F9 1-2 2-3			4	2	1	0	1	0	7
11 Ryan Zimmerman, R (1, 3) OBP: 0.286, SLG: 0.410		F FF 97 F FF 98 S CU 83 0-3 ① K	C FF 98 B SL 92 S SL 91 B SL 91 S FF 99 2-3 ② K 1-2 2-3		C CU 69 X CH 79 0-1 ① G6-3	X FF 91 0-0 6 SF8 1-3 2B		C FF 91 B SL 84 F CH 85 B FF 92 F FF 92 B SL 84 F FF 92 F CH 87 C FF 92 3-3 ① K		5	0	1	0	0	3	2
6 Anthony Rendon, R (1, 5) OBP: 0.335, SLG: 0.399		C SL 90 C SI 97 F FF 98 S CU 83 0-3 ② K	B FF 100 C FF 100 S SL 90 F FF 100 B SL 89 X SL 88 2-2 8 S 8 1B 2-H 3-H 1B		C CU 70 B SI 87 F CH 78 X SI 88 1-2 8 2B 1B	X FF 91 0-0 ① SF8 2-3 3-H		B CH 86 X CH 88 1-0 ② F7		4	2	2	3	0	1	0
8 Danny Espinosa, S (1, 6) OBP: 0.326, SLG: 0.421		M CU 83 L SI 99 X SI 100 0-2 1B	S CU 83 1 SAFE C CU 81 B FF 98 D SL 91 F FF 98 X CU 83 2-2 41 S 1-H 1B		C SI 87 1 SAFE C SI 88 B FF 88 B SL 77 X CH 79 2-2 41 1B 9 FC3 1-H 2B	S CH 83 S CH 84 B FF 92 X CH 85 1-2 ② G4-3		C SL 82 S SL 84 X FF 92 0-2 ③ F7		5	1	3	2	0	0	1
41 Joe Ross, R (1, 1) OBP: 0.324, SLG: 0.324 14 Chris Heisey, R (6, PH) OBP: 0.280, SLG: 0.433 73 Felipe Vázquez, L (7, 1) 53 Rafael Martín, R (9, 1)		S FF 99 C FF 98 S SL 90 0-3 ③ K	B SI 98 1 SAFE S SI 98 S FF 98 S FF 98 1-3 ③ K 1-2		B SI 87 X FF 87 1-0 9 FC3 28 2B 2-3 1B	C CU 76 B CH 84 S CH 84 B CH 84 C CH 84 2-3 ③ K				3 1 0 0	1 0 0 0	1 0 0 0	0 0 0 0	0 1 0 0	2 1 0 0	2 1 0 0

Inning Stats																					
	R: 0	H: 1	R: 0	H: 1	R: 5	H: 5	R: 1	H: 2	R: 4	H: 5	R: 1	H: 1	R: 0	H: 2	R: 0	H: 0	1B: 14	SF: 1	WP: 2	PA: 44
	E: 0	LOB: 2	E: 0	LOB: 1	E: 0	LOB: 1	E: 0	LOB: 1	E: 0	LOB: 1	E: 0	LOB: 1	E: 0	LOB: 2	E: 0	LOB: 0	2B: 3	SAC: 0	PB: 0	
	K: 0	BB: 2	K: 3	BB: 0	K: 2	BB: 1	K: 1	BB: 1	K: 0	BB: 0	K: 1	BB: 1	K: 0	BB: 0	K: 1	BB: 0	3B: 0	DP: 2	SB: 6	
	S: 12	P: 23	S: 13	P: 13	S: 22	P: 35	S: 10	P: 19	S: 20	P: 29	S: 11	P: 18	S: 13	P: 18	S: 10	P: 14	HR: 0	HBP: 0	CS: 0	

PITCHER		IP	WLS	BF	H	R	ER	SO	BB	IBB	HBP	BLK	WP	HR	S	P	ERA	WHIP
34 Noah Syndergaard, R ERA: 2.49	(1, 1)	3.0	L	18	7	5	5	5	3	0	0	0	1	0	47	71	15.00	3.333
36 Sean Gilmartin, L ERA: 5.63	(4, 1)	2.0		13	7	5	5	1	1	0	0	0	0	0	30	48	22.50	4.000
62 Erik Goeddel, R ERA: 1.35	(6, 1)	2.0		10	3	1	1	1	1	0	0	0	1	0	24	36	4.50	2.000
59 Antonio Bastardo, L ERA: 5.28	(8, 1)	1.0		3	0	0	0	1	0	0	0	0	0	0	10	14	0.00	0.000

PITCHER	IP	WLS	BF	H	R	ER	SO	BB	IBB	HBP	BLK	WP	HR	S	P	ERA	WHIP

New York Mets @ Washington Nationals

Nationals Park, Washington, DC

Tue Jun 28 2016, 8:00 PM - 12:13 AM EDT

Att. 29,918 - Partly Cloudy - 74 F

TOP

livebaseballscorecards.com

Batter	1	2	3	4	5	6	7	8	9	AB	R	H	RBI	BB	SO	LOB
3 Curtis Granderson, L (1, 9) OBP: 0.321, SLG: 0.436 16 Alejandro De Aza, L (4, 9) OBP: 0.216, SLG: 0.242	B FF 95 C FF 94 X FF 95 1-1 52 G5-3 1B		B CH 85 B FF 94 B FF 91 B FF 93 4-0 BB			C FF 88 X FF 87 0-1 ① F8	F SI 94 B KC 80 C CH 87 X KC 82 1-2 ③ F7			1 2	0 0	1 0	0 0	1 0	0 0	0 1
13 Asdrúbal Cabrera, S (1, 6) OBP: 0.323, SLG: 0.406	B FF 94 B FF 94 C FF 95 C CH 85 B CU 81 F FF 96 S FF 96 3-3 ① K		X FF 93 0-0 ③ F9			C FF 88 B FF 88 X CU 76 1-1 52 1B 2B		B SI 92 C KC 77 F SI 94 S KC 80 1-3 ① K		4	0	1	0	0	2	2
52 Yoenis Cespedes, R (1, 8) OBP: 0.360, SLG: 0.560	X FF 95 0-0 ② G5-3 1-2			B FF 93 B FF 93 B FF 93 D FF 93 4-0 28 G6-4-3 BB		B SL 86 C FF 88 B FF 90 X FF 89 2-1 20 BB 2-3 1B		B CH 86 F SI 95 B SI 93 F KC 80 F KC 83 X SI 94 2-2 ② F9		3	0	1	0	1	0	1
20 Neil Walker, S (1, 4) OBP: 0.326, SLG: 0.452	C CH 84 C FF 93 X CU 82 0-2 ③ G4-3			C SI 92 B FF 93 S CU 79 F FF 94 F CU 81 X CU 81 1-2 ① F7		B FF 87 B FF 88 B CH 81 B CH 81 4-0 1-2 BB		C SI 95 F SI 94 B KC 80 B SI 94 X SI 94 2-2 ③ P4		3	0	0	0	1	0	2
28 James Loney, L (1, 3) OBP: 0.340, SLG: 0.429		F FF 93 C CU 79 X FF 95 0-2 ① F9		C CU 78 F FF 95 X CU 82 0-2 ②③ G6-4-3 1-2f		S SL 78 B SI 92 B SL 79 C SL 80 S SL 81 2-3 ② K			B FF 92 F FF 92 F SL 82 B SL 84 X SL 83 2-2 ① P6	4	0	0	0	0	1	4
4 Wilmer Flores, R (1, 5) OBP: 0.308, SLG: 0.364 47 Hansel Robles, R (6, 1) 43 Addison Reed, L (8, 1) 15 Matt Reynolds, R (9, PH) OBP: 0.289, SLG: 0.444		F FF 95 B FF 94 F FF 94 X CU 81 1-2 ② G5-3			F FF 88 C CU 75 F CU 75 F CU 74 B FF 90 F FF 90 B CU 76 F SL 85 B FF 90 3-2 ① X SL 86 G4-3	C SL 80 B FF 91 X SL 78 1-1 ③ F8			B FF 92 F FF 91 B FF 92 S FF 91 C FF 93 2-3 ② K	3 0 0 1	0 0 0 0	0 0 0 0	0 0 0 0	0 0 0 1	0 0 0 0	3 0 0 0
9 Brandon Nimmo, L (1, 7) OBP: 0.250, SLG: 0.250		B FF 96 X SI 94 1-0 ③ F7			B FF 89 C FF 89 T CH 83 X FF 89 1-2 39 FC6-4 1B		B SI 93 B SI 93 C SI 93 X SI 94 2-1 ① G6-3		F FF 92 C FF 93 B SL 84 X SL 82 1-2 ③ G4-3	4	0	1	0	0	0	0
7 Travis d'Arnaud, R (1, 2) OBP: 0.270, SLG: 0.250			B FF 93 X FF 94 1-0 ① G5-3		1 SAFE C SL 85 B SL 75 B SL 86 B SL 85 X SL 85 3-1 ② F7		C SI 94 X CH 85 0-1 ② G1-3			3	0	0	0	0	0	1
33 Matt Harvey, R (1, 1) OBP: 0.095, SLG: 0.143 62 Erik Goeddel, R (4, 1) 39 Jerry Blevins, L (4, 1) 55 Kelly Johnson, L (6, 5) OBP: 0.298, SLG: 0.346			C FF 94 X FF 95 0-1 ② G3		C FF 87 B FF 88 B FF 89 F FF 88 F FF 89 X FF 88 2-2 ③ FC6-4 1-2f		C SI 94 B KC 80 B KC 82 F SI 95 X SI 95 2-2 1B			1 0 1 1	0 0 0 0	0 0 0 1	0 0 0 0	0 0 0 0	0 0 0 0	0 0 1 0

	AB	31
	R	0
	H	5
	RBI	0
	BB	3
	SO	4
	LOB	15

Inning Stats	1	2	3	4	5	6	7	8	9	1B: 4	SF: 0	WP: 0	PA: 34
R:	0	0	0	0	0	0	0	0	0	2B: 1	SAC: 0	PB: 0	
E:	0	0	0	0	0	0	0	0	0	3B: 0	DP: 1	SB: 0	
K:	1	0	0	0	0	1	0	1	0	HR: 0	HBP: 0	CS: 0	
S:	10	7	4	8	16	11	10	10	9				
H:	1	0	0	0	1	2	1	0	0				
LOB:	1	0	0	0	1	3	1	0	0				
BB:	0	0	1	1	0	1	0	0	0				
P:	14	9	9	13	25	21	15	15	14				

PITCHER		IP	WLS	BF	H	R	ER	SO	BB	IBB	HBP	BLK	WP	HR	S	P	ERA	WHIP
44 Lucas Giolito, R ERA:	(1, 1)	4.0		14	1	0	0	1	2	0	0	0	0	0	29	45	0.00	0.750
52 Yusmeiro Petit, R ERA: 2.83	(5, 1)	1.1		8	3	0	0	0	1	0	0	0	0	0	22	38	0.00	3.000
46 Oliver Pérez, L ERA: 4.5	(6, 1)	0.2	W	2	0	0	0	1	0	0	0	0	0	0	5	8	0.00	0.000
36 Sammy Solís, L ERA: 1.35	(7, 1)	2.0	H	7	1	0	0	1	0	0	0	0	0	0	20	30	0.00	0.500
27 Shawn Kelley, R ERA: 2.51	(9, 1)	1.0		3	0	0	0	1	0	0	0	0	0	0	9	14	0.00	0.000

PITCHER		IP	WLS	BF	H	R	ER	SO	BB	IBB	HBP	BLK	WP	HR	S	P	ERA	WHIP

Batter	1	2	3	4	5	6	7	8	9	AB	R	H	RBI	BB	SO	LOB
9 Ben Revere, L (1, 8) OBP: 0.266, SLG: 0.271	B FF 94 B FF 95 F FF 96 C FF 95 C FF 96 2-3 ① K		C CU 83 B FF 96 X CU 85 1-1 ① G4-3		C SL 89 X CU 72 0-1 ① L9		B FF 93 F FF 94 F FF 95 X FF 94 1-2 ① F7			4	0	0	0	0	1	0
28 Jayson Werth, R (1, 7) OBP: 0.334, SLG: 0.433	B FF 95 B SL 91 F FF 95 C FF 96 B FF 97 F SL 90 F SL 91 F FF 97 B FF 97 4-2 34 G4-6-3 BB		C FF 97 B CU 85 C FF 97 B FF 97 C CU 85 3-3 ② K		B CH 85 C SI 90 B SI 89 B CH 85 C CH 85 B SI 91 4-2 34 HR BB		C SL 82 C SL 82 S SL 85 0-3 ② K			2	1	0	0	2	2	0
34 Bryce Harper, L (1, 9) OBP: 0.403, SLG: 0.496	B FF 96 F FF 96 1 SAFE X FF 96 1-1 ② ③ G4-6-3 1-2f		C FF 96 F FF 97 X SI 98 0-2 ③ F8		C SI 91 B SI 91 X SI 90 1-1 1-H HR		X FF 96 0-0 40 2B 2B			4	2	2	2	0	0	1
20 Daniel Murphy, L (1, 4) OBP: 0.393, SLG: 0.571		C CU 86 X CH 89 0-1 ① P2		X SL 90 0-0 11 CS 1B	X SI 90 0-0 ② G5-3		I IN 68 2 SAFE I IN 66 I IN 70 I IN 68 4-0 40 2B IBB			3	1	1	0	1	0	0
40 Wilson Ramos, R (1, 2) OBP: 0.387, SLG: 0.561		X FF 95 0-0 6 3B 1B	X FF 96 0-0 ① F9		B CU 70 B CU 70 S CH 83 X SI 90 2-1 ③ L8		B SL 83 X SL 83 1-0 1-H 2-H 2B			4	1	2	2	0	0	1
11 Ryan Zimmerman, R (1, 3) OBP: 0.286, SLG: 0.405		B FF 96 C SL 90 B SL 92 S CU 84 S FF 96 2-3 ② K	B SL 92 D SL 91 B FF 96 C FF 97 B FF 97 4-1 ② 6 1B 1-2 BB			B SL 81 C SL 85 C SL 81 X SL 83 1-2 ① F9	X FF 96 0-0 ③ L1-4-3			3	0	0	0	1	1	2
6 Anthony Rendon, R (1, 5) OBP: 0.337, SLG: 0.407		X FF 96 0-0 1-H 3B	B FF 96 F SL 92 B FF 96 X FF 96 2-1 8 BB 1-3 1B			X CH 89 0-0 ② L8		C FF 90 F FF 92 S FF 92 0-3 ① K		4	0	2	1	0	1	0
8 Danny Espinosa, S (1, 6) OBP: 0.332, SLG: 0.419		C FF 95 S SL 91 F SL 90 F FF 97 B CU 86 B FF 94 D CU 85 B CH 90 4-2 BB	B FF 95 B FF 91 1 SAFE B CH 83 C FF 92 C FF 92 F FF 91 B FF 92 4-2 1-2 BB			S FF 96 B SL 84 B FF 96 D SL 87 4-2 BB		F FF 91 B FF 92 F SL 85 B SL 87 S FF 92 2-3 ② K		1	0	0	0	3	1	0
44 Lucas Giolito, R (1, 1) 25 Clint Robinson, L (4, PH) OBP: 0.291, SLG: 0.392 52 Yusmeiro Petit, R (5, 1) OBP: 0.250, SLG: 0.250 46 Oliver Perez, L (6, 1) 14 Chris Heisey, R (6, PH) OBP: 0.276, SLG: 0.426 36 Sammy Solis, R (7, 1) 10 Stephen Drew, L (8, PH) OBP: 0.291, SLG: 0.513 27 Shawn Kelley, R (9, 1)		B FF 95 S FF 96 S FF 95 X FF 97 1-2 ③ G4-1	X SI 90 0-0 ③ F7		1 SAFE D CH 87 B FF 95 C SL 81 D SL 82 C FF 94 C FF 96 3-3 ③ K		B FF 92 C FF 92 F SL 84 X FF 92 1-2 ③ G4-3		1 1 0 0 1 0 0 1	0 0 0 0 0 0 0 0	0 0 0 0 0 0 0 0	0 0 0 0 0 0 0 0	0 0 0 0 1 0 0 0	0 0 0 0 1 0 0 0	2 3 0 0 1 0 0 0
Inning Stats	R: 0 E: 0 K: 1 S: 10 H: 0 LOB: 0 BB: 1 P: 17	R: 1 E: 0 K: 1 S: 14 H: 2 LOB: 2 BB: 1 P: 21	R: 0 E: 0 K: 1 S: 8 H: 0 LOB: 0 BB: 0 P: 12	R: 0 E: 0 K: 0 S: 9 H: 2 LOB: 3 BB: 2 P: 19	R: 2 E: 0 K: 0 S: 9 H: 1 LOB: 0 BB: 1 P: 16	R: 0 E: 0 K: 1 S: 10 H: 0 LOB: 1 BB: 1 P: 18	R: 2 E: 0 K: 1 S: 9 H: 2 LOB: 1 BB: 1 P: 15	R: 0 E: 0 K: 2 S: 9 H: 0 LOB: 0 BB: 0 P: 12		1B: 3 2B: 2 3B: 1 HR: 1 SF: 0 SAC: 0 DP: 1 HBP: 0				WP: 0 PB: 0 SB: 0 CS: 1 PA: 36		

PITCHER		IP	WLS	BF	H	R	ER	SO	BB	IBB	HBP	BLK	WP	HR	S	P	ERA	WHIP
33 Matt Harvey, R ERA: 4.55	(1, 1)	3.2	L	16	4	1	1	3	3	0	0	0	0	0	37	61	2.46	1.909
62 Erik Goeddel, R ERA: 1.35	(4, 1)	0.0		1	0	0	0	0	1	0	0	0	0	0	3	7	∞	∞
39 Jerry Blevins, L ERA: 2.49	(4, 1)	1.1		6	1	2	2	0	1	0	0	0	0	1	10	17	13.50	1.500
47 Hansel Robles, R ERA: 3.29	(6, 1)	2.0		10	2	2	2	2	1	1	0	0	0	0	19	33	9.00	1.500
43 Addison Reed, R ERA: 2.5	(8, 1)	1.0		3	0	0	0	2	0	0	0	0	0	0	9	12	0.00	0.000

PITCHER	IP	WLS	BF	H	R	ER	SO	BB	IBB	HBP	BLK	WP	HR	S	P	ERA	WHIP

BOTTOM

New York Mets @ Washington Nationals

Nationals Park, Washington, DC

Tue Jun 28 2016, 8:00 PM - 12:13 AM EDT

Att. 29,918 - Partly Cloudy - 74 F

livebaseballscorecards.com

AB	29
R	5
H	7
RBI	5
BB	7
SO	7
LOB	10

Batter	1	2	3	4	5	6	7	8	9	AB	R	H	RBI	BB	SO	LOB
16 Alejandro De Aza, L (1, 9) OBP: 0.208, SLG: 0.232	B FF 93 F FF 94 B FF 94 F FF 96 X FF 96 2-2 ① L5		S CU 81 B SL 88 F FF 96 B CH 86 B CU 81 C FF 95 3-3 ② K			F FF 95 B CH 86 F FF 95 X CH 88 1-2 ② L4		C FF 93 F SL 85 B FF 93 S FF 93 1-3 ③ K		4	0	0	0	0	2	2
20 Neil Walker, S (1, 4) OBP: 0.322, SLG: 0.445	F FF 94 C CU 79 F FF 96 F FC 90 T CU 80 0-2 ② K		C SL 88 B FF 95 X CU 79 1-1 ③ G3-1			F FF 95 B FF 95 B CH 85 S CH 87 X FF 96 2-2 ③ F8			C FF 91 F FF 92 B FF 92 F FF 92 S SL 84 1-3 ① K	4	0	0	0	0	2	0
52 Yoenis Cespedes, R (1, 8) OBP: 0.359, SLG: 0.555	C FF 95 S SL 87 B FF 97 S FF 97 1-3 ③ K			F FF 93 F FF 95 B SL 87 F CH 87 S SL 89 1-3 ① K			C SL 88 B SL 88 S CH 84 B SL 89 S FF 96 2-3 ① K		C FF 93 X FF 94 0-1 28 HR 1B	4	1	1	0	0	3	0
28 James Loney, L (1, 3) OBP: 0.336, SLG: 0.451		S FF 94 F SL 88 B CH 86 X CH 87 1-2 ① G4-3		C CU 80 B CH 86 F FF 94 B FF 94 F FC 90 X FF 95 2-2 ② P5			B CH 84 X FF 96 1-0 ② F7		F FF 92 F SL 85 X SL 84 0-2 1-H HR	4	1	1	2	0	0	0
13 Asdrúbal Cabrera, S (1, 6) OBP: 0.322, SLG: 0.404		X CU 79 0-0 55 BB 1B		S FF 95 S FF 95 F FF 97 F CH 83 X FF 96 0-2 ③ F8			B FF 95 X CH 85 1-0 ③ F9		B FF 93 C FF 92 B FF 94 F FF 92 F FF 93 S FF 93 2-3 ② K	4	0	1	0	0	1	0
55 Kelly Johnson, L (1, 5) OBP: 0.303, SLG: 0.352		B FF 95 B FF 95 B FF 95 C FF 94 B FC 86 4-1 1-2 BB			C FF 93 S CU 80 S FF 96 0-3 ① K			X FF 94 0-0 ① G4-3	B FF 93 T FF 92 X SL 86 1-1 2B	3	0	1	0	1	1	0
9 Brandon Nimmo, L (1, 7) OBP: 0.250, SLG: 0.250		C FF 96 B FF 96 F CH 86 S FC 92 1-3 ② K			S CU 80 B FF 95 X FF 96 1-1 ② L7			F FF 94 S CU 80 B FF 97 F SL 88 B CH 84 F FF 95 F CU 80 B CH 85 X FC 90 3-2 7 G5-3 3 1B 1B	B FF 93 F FF 93 F FF 93 F FF 94 C FF 95 1-3 ③ K	4	0	1	0	0	2	3
44 René Rivera, R (1, 2) OBP: 0.257, SLG: 0.288 3 Curtis Granderson, L (8, PH) OBP: 0.323, SLG: 0.438 36 Sean Gilmartin, L (8, 1)		S FF 96 F SL 88 C SL 88 0-3 ③ K			C SL 86 C FF 95 F FF 97 B FF 96 B SL 87 X FF 96 2-2 ③ P3			B SI 92 B SI 91 X SI 92 2-0 7 G5-3 1B 1-2		2 1 0	0 0 0	0 1 0	0 0 0	0 0 0	1 0 0	2 0 0
35 Logan Verrett, R (1, 1) OBP: 0.100, SLG: 0.200 15 Matt Reynolds, R (6, PH) OBP: 0.282, SLG: 0.432 59 Antonio Bastardo, R (6, 1) 7 Travis d'Arnaud, R (8, PH) OBP: 0.267, SLG: 0.246 (8, 2)			B FF 92 C FF 94 B SL 87 C FF 94 F FF 95 S SL 88 2-3 ① K			B FF 95 C SL 87 B FF 96 F FF 95 F CH 87 S SL 89 2-3 ① K		X SI 96 0-0 ② G5-3 1-2 2-3	1 1 0 1	0 0 0 0	0 0 0 0	0 0 0 0	0 0 0 0	1 1 0 0	0 0 0 2
Inning Stats	R: 0 E: 0 K: 2 S: 11 H: 0 LOB: 0 BB: 0 P: 14	R: 0 E: 0 K: 2 S: 11 H: 1 LOB: 2 BB: 1 P: 17	R: 0 E: 0 K: 2 S: 9 H: 0 LOB: 0 BB: 0 P: 15	R: 0 E: 0 K: 1 S: 13 H: 0 LOB: 0 BB: 0 P: 16	R: 0 E: 0 K: 1 S: 9 H: 0 LOB: 0 BB: 0 P: 12	R: 0 E: 0 K: 1 S: 10 H: 0 LOB: 0 BB: 0 P: 15	R: 0 E: 0 K: 1 S: 5 H: 0 LOB: 0 BB: 0 P: 9	R: 0 E: 0 K: 1 S: 12 H: 2 LOB: 2 BB: 0 P: 18	R: 2 E: 0 K: 3 S: 19 H: 3 LOB: 1 BB: 0 P: 24	1B: 4 2B: 1 3B: 0 HR: 1 SF: 0 SAC: 0 DP: 0 HBP: 0						WP: 0 PB: 0 SB: 0 CS: 0 PA: 34

PITCHER		IP	WLS	BF	H	R	ER	SO	BB	IBB	HBP	BLK	WP	HR	S	P	ERA	WHIP
31 Max Scherzer, R ERA: 3.3	(1, 1)	7.1	W	25	2	0	0	10	1	0	0	0	0	0	75	108	0.00	0.409
46 Oliver Pérez, L ERA: 4.5	(8, 1)	0.0		1	1	0	0	0	0	0	0	0	0	0	1	3	∞	∞
45 Blake Treinen, R ERA: 2.25	(8, 1)	0.1	H	1	0	0	0	0	0	0	0	0	0	0	1	1	0.00	0.000
27 Shawn Kelley, R ERA: 3.0	(8, 1)	1.1	S	7	3	2	2	4	0	0	0	0	0	1	22	28	13.50	2.250

PITCHER	IP	WLS	BF	H	R	ER	SO	BB	IBB	HBP	BLK	WP	HR	S	P	ERA	WHIP

TOP

New York Mets @ Washington Nationals

Nationals Park, Washington, DC

Wed Jun 29 2016, 7:12 PM - 10:11 PM EDT

Att. 33,386 - Clear - 80 F

livebaseballscorecards.com

AB	33
R	2
H	6
RBI	2
BB	1
SO	14
LOB	9

New York Mets @ Washington Nationals

Nationals Park, Washington, DC

Wed Jun 29 2016, 7:12 PM - 10:11 PM EDT

Att. 33,386 - Clear - 80 F

livebaseballscorecards.com

BOTTOM

Batter	1	2	3	4	5	6	7	8	9	AB	R	H	RBI	BB	SO	LOB
9 Ben Revere, L (1, 8) OBP: 0.270, SLG: 0.272	C SI 88 X FF 88 0-1 ① L9		B CH 83 B CH 84 B FF 90 B SI 89 4-0 34 BB BB		C CH 82 X FF 88 0-1 28 G4-6-3 1B		C SL 82 X FF 92 0-1 ③ F7			3	0	1	0	1	0	0
28 Jayson Werth, R (1, 7) OBP: 0.333, SLG: 0.431	C FF 89 B CU 78 X SL 84 1-1 34 G1-6-3 1B		1 SAFE 1 SAFE B SI 89 C SL 83 B FF 91 1 SAFE X SI 89 2-1 ② SF8 3-H		1 SAFE B FF 89 C CH 83 F CH 84 1 SAFE F FF 90 1 SAFE B FF 91 X SL 84 2-2 ①② G4-6-3 1-2f			B CU 69 S CH 77 C FF 87 B CH 76 X CH 76 2-2 ① P3		3	0	1	1	0	0	1
34 Bryce Harper, L (1, 9) OBP: 0.404, SLG: 0.492	M CH 83 X FF 89 0-1 ②③ G1-6-3 1-2f		B SI 90 1 SAFE C SI 91 1 SAFE B SI 90 1 SAFE C CH 84 B SI 92 F CH 85 4-2 F SL 83 F CH 84 B SI 90 1-2 BB		F SI 88 B FF 90 B SI 89 B CH 84 C FF 88 F CH 83 F CH 83 X FF 90 3-2 ③ G3			B SL 80 B SL 79 B CH 77 B FF 87 4-0 20 HR BB		2	1	0	0	2	0	1
20 Daniel Murphy, L (1, 4) OBP: 0.394, SLG: 0.590		C FF 89 B FF 89 X CU 76 1-1 HR	C FF 90 C CH 84 F FF 90 S CH 84 0-3 ③ K			F CH 85 X FF 92 0-1 ① F9		C CH 78 B SI 88 X CH 77 1-1 1-H HR		4	2	2	3	0	1	2
40 Wilson Ramos, R (1, 2) OBP: 0.385, SLG: 0.554		B SI 89 F CH 85 B FF 91 F CH 84 B SL 84 X SI 90 3-2 ① G5-3		F SL 83 B CH 84 C FF 89 B SL 84 B FF 90 F CH 84 B SI 90 4-2 11 G1-3 BB		C CH 85 X FF 93 0-1 ② G4-3		C FF 87 B FF 88 X SL 79 1-1 ② G5-3		3	0	0	0	1	0	0
11 Ryan Zimmerman, R (1, 3) OBP: 0.282, SLG: 0.398		F FF 90 C FF 90 F SL 84 X SL 85 0-2 ② G6-3	C FF 89 F FF 88 B FF 88 X SL 84 1-2 ① G1-3 1-2			C FF 91 B FF 91 F FF 92 B SL 86 F FF 92 B CH 87 X CH 87 3-2 E5		C CU 71 B CH 80 F SL 80 B FF 88 X FF 88 2-2 ③ F9		4	0	0	0	0	0	1
6 Anthony Rendon, R (1, 5) OBP: 0.334, SLG: 0.403		C SL 84 F SL 84 B FF 91 X SL 85 1-2 ③ L9	C SL 83 F FF 89 B FF 91 D CU 77 X FF 90 2-2 ② L9			C FF 91 1 SAFE S FF 92 B FF 92 B FF 93 X SL 83 2-2 ③ P3				3	0	0	0	0	0	2
8 Danny Espinosa, S (1, 6) OBP: 0.336, SLG: 0.424			B FF 87 B CH 84 F CH 83 B FF 89 S CH 84 F CH 85 X SI 90 3-2 31 SH1-4 28 SF8 2B	I IN 64 I IN 66 I IN 66 I IN 62 4-0 IBB			S FF 92 C FF 92 F FF 92 X SL 84 0-2 ① F8			2	1	1	0	1	0	0
31 Max Scherzer, R (1, 1) OBP: 0.158, SLG: 0.162 46 Oliver Pérez, L (8, 1) 45 Blake Treinen, R (8, 1) 27 Shawn Kelley, R (8, 1)			B FF 89 X FF 89 1-0 ① SH1-4 2-3	B SL 82 X FF 87 1-0 ③ G6-3			S FF 92 B FF 91 B FF 91 C FF 92 S FF 92 2-3 ② K			2 0 0 0	0 0 0 0	0 0 0 0	0 0 0 0	0 0 0 0	1 0 0 0	2 0 0 0
Inning Stats	R: 0 E: 0 K: 0 S: 6 H: 1 LOB: 0 BB: 0 P: 7	R: 1 E: 0 K: 0 S: 12 H: 1 LOB: 0 BB: 0 P: 17	R: 1 E: 0 K: 1 S: 16 H: 1 LOB: 2 BB: 2 P: 30	R: 0 E: 0 K: 0 S: 10 H: 0 LOB: 2 BB: 2 P: 22	R: 0 E: 0 K: 0 S: 11 H: 1 LOB: 0 BB: 0 P: 16	R: 0 E: 1 K: 0 S: 11 H: 0 LOB: 1 BB: 0 P: 16	R: 0 E: 0 K: 1 S: 9 H: 0 LOB: 0 BB: 0 P: 11	R: 2 E: 0 K: 0 S: 10 H: 1 LOB: 0 BB: 1 P: 20		1B: 2 2B: 1 3B: 0 HR: 2 SF: 1 SAC: 1 DP: 2 HBP: 0						

	AB	R	H	RBI	BB	SO	LOB
	26	4	5	4	5	2	9

WP: 0 PB: 0 SB: 0 CS: 0 PA: 33

PITCHER		IP	WLS	BF	H	R	ER	SO	BB	IBB	HBP	BLK	WP	HR	S	P	ERA	WHIP
35 Logan Verrett, R ERA: 4.08	(1, 1)	5.0	L	21	4	2	2	1	3	1	0	0	0	1	55	92	3.60	1.400
59 Antonio Bastardo, L ERA: 4.96	(6, 1)	2.0		7	0	0	0	1	0	0	0	0	0	0	20	27	0.00	0.000
36 Sean Gilmartin, L ERA: 7.0	(8, 1)	1.0		5	1	2	2	0	1	0	0	0	0	1	10	20	18.00	2.000

PITCHER	IP	WLS	BF	H	R	ER	SO	BB	IBB	HBP	BLK	WP	HR	S	P	ERA	WHIP

Batter	1	2	3	4	5	6	7	8	9	AB	R	H	RBI	BB	SO	LOB
2 Zack Cozart, R (1, 6) OBP: 0.315, SLG: 0.466	C SI 90 C SI 91 B FF 90 B CU 79 B SI 92 B SI 91 4-2 19 2B 32 G4-6-3 BB		B FF 93 B CH 85 F SI 93 B FF 92 B SI 92 4-1 BB		F SI 91 C CH 83 B FF 91 B CH 84 X CH 83 2-2 ③ FC6-4 1-2f		B FF 89 F FF 89 X SL 85 1-1 ① F7		C FF 96 B CH 89 C FF 95 S FF 97 1-3 ① K 1-2	3	1	0	0	2	1	2
19 Joey Votto, L (1, 3) OBP: 0.378, SLG: 0.454 3 Iván De Jesús Jr., R (6, 3) OBP: 0.262, SLG: 0.273	X SI 91 0-0 32 G4-6-3 1-3 2B		S FF 92 C CH 83 B FF 93 F FF 93 S CU 76 1-3 ② K			X FF 91 0-0 HR	F FF 91 S SL 85 X SL 86 0-2 ② G3-1		F FF 96 B FF 97 D CH 89 X FF 96 2-1 ② P3	3 2	1 0	2 0	1 0	0 0	1 0	1 1
4 Brandon Phillips, R (1, 4) OBP: 0.295, SLG: 0.379 9 José Peraza, R (8, 4) OBP: 0.283, SLG: 0.255	B FF 92 H CU 78 2-0 32 G4-6-3 HBP		C FF 92 B CU 78 F FF 92 B FF 92 F CH 84 D CU 78 S CH 84 3-3 ③ K			X SI 92 0-0 32 2B 23 G6-3 1B	S SL 84 F FF 90 B FF 92 F FF 91 F FF 90 X SL 87 1-2 40 1B 1B		C FF 96 X FF 97 0-1 ③ L9	3 1	1 0	2 0	0 0	0 0	1 0	1 1
32 Jay Bruce, L (1, 9) OBP: 0.325, SLG: 0.569 40 Tyler Holt, R (6, 9) OBP: 0.297, SLG: 0.264	X SI 90 0-0 ① ② G4-6-3 1-2f 2-3 3-H			C FF 91 S CH 84 B CU 77 T CU 77 1-2 ① K		X SI 88 0-0 23 G6-3 16 1B 1-3 2B	C SL 85 B FF 90 S SL 85 X FF 91 1-2 1B			3 1	1 0	1 1	0 0	0 0	1 0	2 0
23 Adam Duvall, R (1, 7) OBP: 0.287, SLG: 0.571	B FF 92 B SI 91 X SI 91 2-0 ③ F8			B FF 91 F FF 92 F FF 92 B SI 92 B FF 92 C SI 93 3-3 ② K		F CU 76 C FF 91 X CU 78 0-2 ① G6-3 2-3 3-H	X SL 86 0-0 ③ L3			4	0	0	1	0	1	4
7 Eugenio Suárez, R (1, 5) OBP: 0.300, SLG: 0.414		B SI 90 C SI 89 C CH 84 X FF 91 1-2 16 G4-6-3 1B		S SI 92 B CH 86 B FF 91 F CH 85 S CU 77 2-3 ③ K		B CH 84 X CH 83 1-0 ② G1-3		B FF 95 C FF 95 B CH 88 B FF 94 B FF 95 4-1 16 G1-4-3 BB		3	0	1	0	1	1	1
6 Billy Hamilton, S (1, 8) OBP: 0.300, SLG: 0.381		F FF 91 D CU 77 C SI 91 B CU 78 F FF 92 S CH 83 2-3 ① K			S FF 92 S FF 90 B FF 91 B CU 79 B SI 92 B FF 92 4-2 2 FC6-4 BB	B CH 83 B FF 90 B CH 83 D SI 90 4-0 16 1B BB		S FF 94 C FF 94 F SL 84 D SL 80 S CH 89 1-3 ① K		2	0	0	0	2	2	2
16 Tucker Barnhart, L (1, 2) OBP: 0.319, SLG: 0.357		X FF 90 0-0 ② ③ G4-6-3 1-2f			B SI 91 B SI 91 C SI 90 S FF 91 C CH 83 2-3 ① K	X CH 83 0-0 21 WP 1-3 3-H 1B		C FF 96 X CH 89 0-1 ② ③ G1-4-3 1-2f		4	0	1	1	0	1	3
29 Brandon Finnegan, L (1, 1) OBP: 0.212, SLG: 0.194 73 Josh Smith, R (3, 1) 21 Michael Lorenzen, R (5, 1) 36 Blake Wood, R (8, 1) 37 Ramón Cabrera, S (9, PH) OBP: 0.306, SLG: 0.316			B FF 90 C FF 91 F SI 89 B CU 77 F FF 92 F FF 92 S FF 92 2-3 ① K		B CH 88 S SI 90 B SI 90 S SI 90 F FF 90 S SI 91 2-3 ② K	C SI 92 F FF 92 D CU 78 B CU 79 F FF 91 X FF 92 2-2 ③ F9 1-2			B FF 94 S FF 95 B FF 95 B FF 95 C FF 95 X FF 95 3-2 2 WP 1B	1 1 1 0 1	0 0 0 0 0	0 0 0 0 1	0 0 0 0 0	0 0 0 0 0	1 1 0 0 0	0 1 2 0 0
Inning Stats	R: 1 E: 0 K: 0 S: 5 H: 1 LOB: 1 BB: 1 P: 13	R: 0 E: 0 K: 1 S: 8 H: 1 LOB: 0 BB: 0 P: 11	R: 0 E: 0 K: 3 S: 14 H: 0 LOB: 1 BB: 1 P: 24	R: 0 E: 0 K: 3 S: 9 H: 0 LOB: 0 BB: 0 P: 15	R: 0 E: 0 K: 2 S: 12 H: 0 LOB: 1 BB: 1 P: 22	R: 3 E: 0 K: 0 S: 12 H: 4 LOB: 2 BB: 1 P: 19	R: 0 E: 0 K: 0 S: 14 H: 2 LOB: 2 BB: 0 P: 17	R: 0 E: 0 K: 1 S: 7 H: 0 LOB: 0 BB: 1 P: 12	R: 0 E: 0 K: 1 S: 10 H: 1 LOB: 1 BB: 0 P: 16	1B: 6 2B: 2 3B: 0 HR: 1 SF: 0 SAC: 0 DP: 3 HBP: 1						WP: 2 PB: 0 SB: 0 CS: 0 PA: 39	

PITCHER	IP	WLS	BF	H	R	ER	SO	BB	IBB	HBP	BLK	WP	HR	S	P	ERA	WHIP
47 Gio González, L (1, 1) ERA: 4.81	6.0	W	27	6	4	4	9	4	0	1	0	1	1	60	104	6.00	1.667
18 Matt Belisle, R (7, 1) ERA: 1.42	1.0		5	2	0	0	0	0	0	0	0	0	0	14	17	0.00	2.000
73 Felipe Vázquez, L (8, 1) ERA: 5.75	2.0		7	1	0	0	2	1	0	0	0	1	0	17	28	0.00	1.000

PITCHER	IP	WLS	BF	H	R	ER	SO	BB	IBB	HBP	BLK	WP	HR	S	P	ERA	WHIP

TOP

Cincinnati Reds @ Washington Nationals

Nationals Park, Washington, DC

Thu Jun 30 2016, 7:07 PM - 10:14 PM EDT

Att. 29,386 - Partly Cloudy - 81 F

livebaseballscorecards.com

AB	33
R	4
H	9
RBI	3
BB	5
SO	11
LOB	21

Batter	1	2	3	4	5	6	7	8	9	AB	R	H	RBI	BB	SO	LOB
3 Michael Taylor, R (1, 8) OBP: 0.273, SLG: 0.382	B SI 89 B SI 90 B SI 91 B SI 90 4-0 28 2B 40 SF7 BB	B SI 91 X SL 81 1-0 ② P3	F SL 82 F FF 91 X CU 78 0-2 ③ G3		B SI 98 C SL 86 F SL 87 B FF 99 B SL 86 X SL 85 3-2 ① L8		F SL 86 H SI 94 1-1 HBP			3	1	0	0	1	0	0
28 Jayson Werth, R (1, 7) OBP: 0.337, SLG: 0.436 25 Clint Robinson, L (5, PH) OBP: 0.284, SLG: 0.382 (6, 7)	B SI 89 1 SAFE C SI 91 1 SAFE 1 SAFE C SL 83 F SL 84 F SL 81 2-2 B CH 83 F SI 93 X SL 86 1-3 11 HR 2B	C CH 83 B SL 84 B CH 83 B SI 92 C SI 91 B SI 93 4-2 BB		C SL 81 B FF 92 X SL 84 1-1 ① F9	C FF 97 X FF 98 0-1 ② G4-3		C FF 91 X FF 96 0-1 ③ G3			2	1	1	0	1	0	0 1
20 Daniel Murphy, L (1, 4) OBP: 0.394, SLG: 0.588 10 Stephen Drew, L (5, PH) OBP: 0.307, SLG: 0.532 (6, 4)	C SI 91 S SI 91 X SI 91 0-2 ① P5	D SL 81 X SI 92 1-0 ③ G4-3		X FF 91 0-0 40 2B 14 1B 1B	H FF 98 1-0 HBP			F FF 94 B CH 86 B FF 96 X FF 95 2-1 11 F9 2B		3	1	1	0	0	0	3 0
40 Wilson Ramos, R (1, 2) OBP: 0.389, SLG: 0.557	C SI 92 B FF 92 X FF 92 1-1 ② SF7 3-H		F SI 89 B SL 81 F SI 90 F SL 84 B SL 83 B SI 91 B SI 92 4-2 11 1B 6 BB 8 HR BB	S CU 77 F SI 89 D CU 76 F SL 81 D CU 76 X CU 77 2-2 14 1B 1-3 2B	F FF 94 B SI 96 C CU 81 D CU 80 T FF 96 2-2 ③ K			D FF 96 B SL 91 C FF 96 B SI 95 B FF 96 4-1 BB		2	2	1	1	2	1	1
6 Anthony Rendon, R (1, 5) OBP: 0.338, SLG: 0.402	B SI 91 F SI 93 B FF 92 F CH 83 D SL 85 B CH 84 4-2 11 HR BB		C SI 91 B SL 81 F SI 92 F SL 84 F SL 82 B CH 84 B SI 92 1 SAFE B SI 93 4-2 11 1B 1-2 8 HR BB	B SL 83 S FF 91 S SL 82 2 SAFE S CU 79 1-3 ② K		B SL 85 C FF 98 C CU 79 F SI 98 F CU 80 X SL 85 1-2 11 G4-3 1B		C FF 95 B SL 90 C SL 90 S SL 90 1-3 ① K		3	2	1	0	2	2	4
11 Ryan Zimmerman, R (1, 3) OBP: 0.287, SLG: 0.412	B SI 92 B SI 92 X SI 92 2-0 1-H 2-H HR		B FF 92 X FF 92 1-0 8 HR 1-2 2-3 1B	B SL 83 B SL 85 I IN 68 I IN 65 4-0 14 1B 8 HR IBB		B SI 96 X SI 97 1-0 ①② G4-3 1-2f		C FF 96 X SL 91 0-1 ② F9 2-3		4	3	2	3	1	0	3
14 Chris Heisey, R (1, 9) OBP: 0.284, SLG: 0.425	C SI 91 B SI 91 X SI 92 1-1 1B		C CH 83 B CH 84 X SI 92 1-1 ① F8	C CU 76 B FF 90 S SL 83 D CU 79 X CU 78 2-2 8 HR 1-2 2-H 3-H 1B		C FF 98 F SL 87 B FF 98 B SI 97 S CU 80 2-3 ③ K		B FF 97 X SL 90 1-0 ③ G5-3		5	1	2	2	0	1	5
8 Danny Espinosa, S (1, 6) OBP: 0.338, SLG: 0.449	1 SAFE B SI 91 B SI 89 S SI 90 F FF 93 1 SAFE F SI 93 B SL 84 S FF 92 3-3 ③ K		C SL 81 D SL 84 T FF 92 F SL 84 D SL 85 X FF 92 2-2 1-H 2-H 3-H HR	B FF 92 B FF 92 X SL 83 2-0 1-H 2-H HR			B FF 97 B SI 87 X SI 98 2-0 ① L1-3			4	2	2	7	0	1	1
47 Gio González, R (1, 1) OBP: 0.154, SLG: 0.167 18 Matt Belisle, R (7, 1) 73 Felipe Vázquez, L (8, 1)		B SI 91 B SI 91 B FF 90 C FF 90 C FF 91 S FF 93 3-3 ① K	S FF 88 B CU 76 S CU 76 S CU 79 1-3 ② K	C FF 91 S FF 92 F SL 81 B SL 81 X CU 78 1-2 ③ G5-3			B SI 96 F SI 96 S SI 97 C CU 81 1-3 ② K			3 1 0	0 0 0	0 0 0	0 0 0	0 0 0	2 1 0	0 0 0
Inning Stats	R: 4 E: 0 K: 1 S: 20 H: 3 LOB: 1 BB: 2 P: 37	R: 0 E: 0 K: 1 S: 7 H: 0 LOB: 1 BB: 1 P: 16	R: 4 E: 0 K: 1 S: 20 H: 2 LOB: 0 BB: 2 P: 33	R: 5 E: 0 K: 1 S: 18 H: 4 LOB: 0 BB: 1 P: 31	R: 0 E: 0 K: 1 S: 8 H: 0 LOB: 1 BB: 0 P: 14	R: 0 E: 0 K: 1 S: 9 H: 1 LOB: 0 BB: 0 P: 13	R: 0 E: 0 K: 1 S: 7 H: 0 LOB: 1 BB: 0 P: 11	R: 0 E: 0 K: 1 S: 9 H: 1 LOB: 2 BB: 1 P: 17		1B: 5 2B: 3 3B: 0 HR: 3	SF: 1 SAC: 0 DP: 1 HBP: 2					

PITCHER		IP	WLS	BF	H	R	ER	SO	BB	IBB	HBP	BLK	WP	HR	S	P	ERA	WHIP
29 Brandon Finnegan, L ERA: 4.48	(1, 1)	2.1	L	17	5	8	8	2	5	0	0	0	0	2	41	79	30.86	4.286
73 Josh Smith, R ERA: 4.26	(3, 1)	1.2		10	4	5	5	2	0	1	0	0	0	1	24	38	27.00	2.400
21 Michael Lorenzen, R ERA: 4.5	(5, 1)	3.0		11	1	0	0	3	0	0	2	0	0	0	24	38	0.00	0.333
36 Blake Wood, R ERA: 3.2	(8, 1)	1.0		5	1	0	0	1	1	0	0	0	0	0	9	17	0.00	2.000

PITCHER	IP	WLS	BF	H	R	ER	SO	BB	IBB	HBP	BLK	WP	HR	S	P	ERA	WHIP

BOTTOM

Cincinnati Reds @ Washington Nationals

Nationals Park, Washington, DC

Thu Jun 30 2016, 7:07 PM - 10:14 PM EDT

Att. 29,386 - Partly Cloudy - 81 F

livebaseballscorecards.com

AB	33
R	13
H	11
RBI	13
BB	7
SO	8
LOB	18

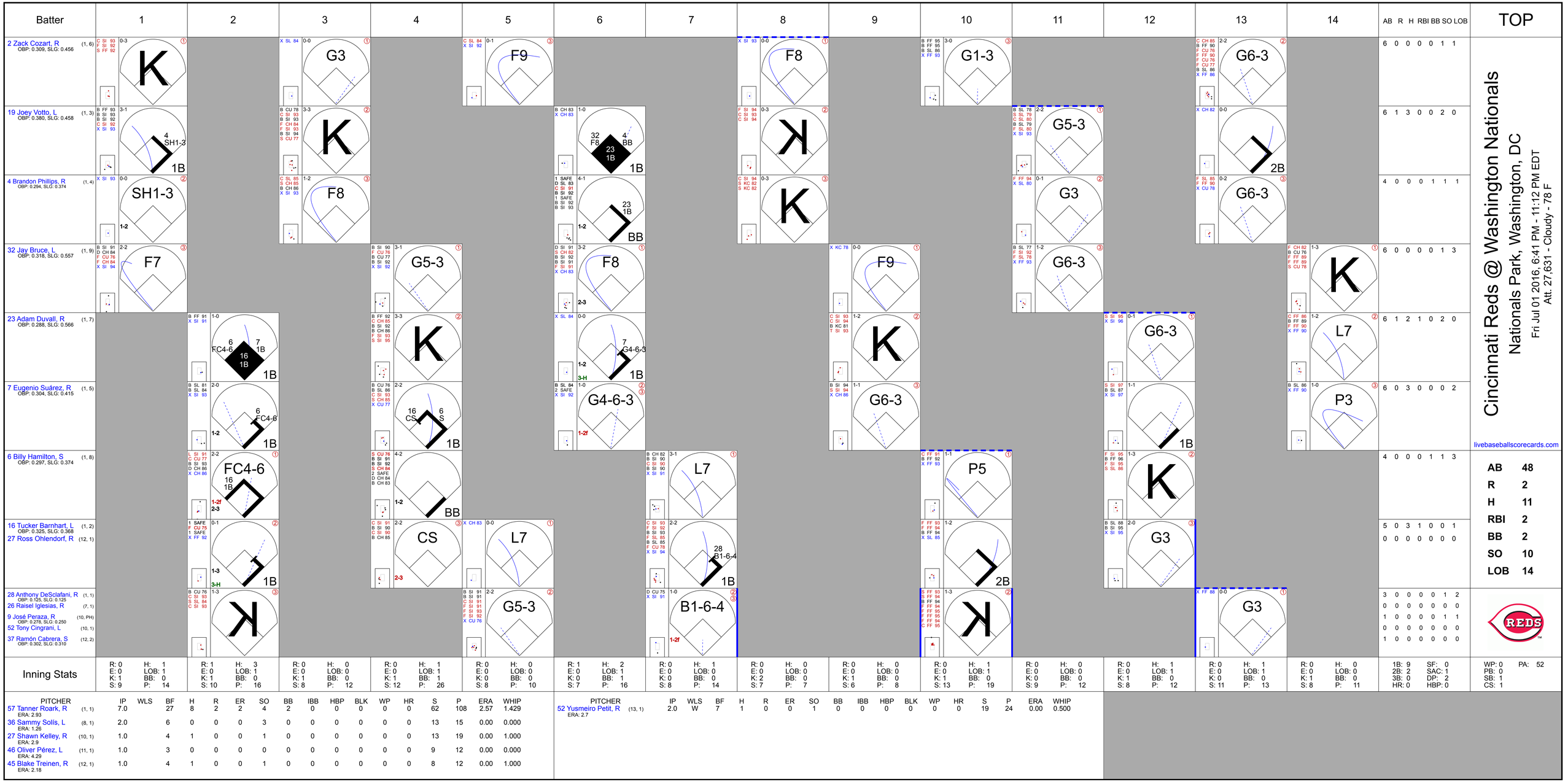
Batter
1
2
3
4
5
6
7
8
9
10
11
12
13
14
AB R H RBI BB SO LOB
TOP
2 Zack Cozart, R (1, 6) OBP: 0.309, SLG: 0.456
19 Joey Votto, L (1, 9) OBP: 0.380, SLG: 0.458
4 Brandon Phillips, R (1, 4) OBP: 0.294, SLG: 0.374
32 Jay Bruce, L (1, 9) OBP: 0.318, SLG: 0.557
23 Adam Duvall, R (1, 7) OBP: 0.288, SLG: 0.566
7 Eugenio Suárez, R (1, 5) OBP: 0.304, SLG: 0.415
6 Billy Hamilton, S (1, 8) OBP: 0.297, SLG: 0.374
16 Tucker Barnhart, L (1, 2) OBP: 0.325, SLG: 0.368
27 Ross Ohlendorf, R (12, 1)
28 Anthony DeSclafani, R (1, 1) OBP: 0.125, SLG: 0.125
26 Raisel Iglesias, R (7, 1)
9 José Peraza, R (10, PH) OBP: 0.278, SLG: 0.250
52 Tony Cingrani, L (10, 1)
37 Ramón Cabrera, S (12, 2) OBP: 0.302, SLG: 0.310
Cincinnati Reds @ Washington Nationals
Nationals Park, Washington, DC
Fri Jul 01 2016, 6:41 PM - 11:12 PM EDT
Att. 27,631 - Cloudy - 78 F
livebaseballscorecards.com
AB 48
R 2
H 11
RBI 2
BB 2
SO 10
LOB 14
Inning Stats
PITCHER IP WLS BF H R ER SO BB IBB HBP BLK WP HR S P ERA WHIP
57 Tanner Roark, R (1, 1) ERA: 2.93
36 Sammy Solís, L (8, 1) ERA: 1.26
27 Shawn Kelley, R (10, 1) ERA: 2.9
46 Oliver Pérez, L (11, 1) ERA: 4.29
45 Blake Treinen, R (12, 1) ERA: 2.18
52 Yusmeiro Petit, R (13, 1) ERA: 2.7
1B: 9 SF: 0
2B: 2 SAC: 1
3B: 0 DP: 2
HR: 0 HBP: 0
WP: 0 PA: 52
PB: 0
SB: 1
CS: 1

Cincinnati Reds @ Washington Nationals

Nationals Park, Washington, DC

Fri Jul 01 2016, 6:41 PM - 11:12 PM EDT

Att. 27,631 - Cloudy - 78 F

livebaseballscorecards.com

BOTTOM

Batter	1	2	3	4	5	6	7	8	9	10	11	12	13	14	AB	R	H	RBI	BB	SO	LOB
9 Ben Revere, L (1, 8) OBP: 0.276, SLG: 0.283	B FF 92 B FF 93 C FF 92 X SI 92 2-1 34 1B 20 SF8 1B		B FF 94 S SL 87 X SL 86 1-1 L8			C FF 90 B SL 87 X SI 92 1-1 G4-3	B FF 94 F SI 94 F SI 94 D SL 84 X SL 83 2-2 28 FC6-4 2-3 1B		B SI 93 X SI 93 1-0 G3-1			B FF 93 B CH 86 F FF 94 X FF 94 2-1 F7		B FF 92 X FF 92 1-0 2-H 2B	7	1	3	1	0	0	1
28 Jayson Werth, R (1, 7) OBP: 0.340, SLG: 0.433	1 SAFE B FF 93 C SI 91 D KC 80 1 SAFE C SL 87 X SI 93 2-2 F9		C KC 80 B FF 95 C SI 95 B KC 83 B SL 89 C SL 88 3-3 K			B SL 86 B SI 93 C SI 92 B SL 87 C FF 93 B SL 87 4-2 20 2B BB	C SI 95 B SL 86 D CH 87 X SI 95 2-1 FC6-4 1-2f			C FF 93 B FF 94 C FF 89 F FF 95 B FF 96 X FF 96 2-2 34 CS 1B		C SL 81 B FF 95 B SL 82 B FF 95 B SI 87 4-1 1-2 BB			4	1	1	0	2	1	3
34 Bryce Harper, L (1, 9) OBP: 0.402, SLG: 0.488	1 SAFE B FF 93 C SI 94 B SL 89 C FF 93 1 SAFE X FF 94 2-2 1-3 1B			B SI 93 C FF 94 B SL 88 C SL 88 X SI 94 2-2 6 G6-4-3 1B		B SI 94 B SI 94 C SL 85 C SI 93 C SI 94 F SL 87 X KC 81 2-2 P5		X FF 94 0-0 F9		B FF 94 1 SAFE S FF 96 S FF 96 B FF 96 F FF 96 B FF 96 S FF 97 3-3 1-2 K		B FF 94 F FF 94 S CH 88 D CH 89 X FF 94 2-2 F7			6	0	2	0	0	1	4
20 Daniel Murphy, L (1, 4) OBP: 0.393, SLG: 0.591	C FF 93 B SI 94 X SI 94 1-1 SF8 3-H			X FF 92 0-0 F8		C CH 86 B SI 94 S SL 88 1 SAFE X FF 95 1-2 1-H 2B		B FF 96 X SI 88 1-0 2B		B FF 96 F FF 95 F SL 84 B FF 95 X FF 94 2-2 F9			B FF 93 C CH 85 C CH 87 S SL 82 1-3 K		5	0	2	2	0	1	1
6 Anthony Rendon, R (1, 5) OBP: 0.338, SLG: 0.397	1 SAFE X FF 93 0-0 F9			1 SAFE 1 SAFE C SL 88 X SI 92 0-1 G6-4-3 1-2f		B SL 89 B SI 94 B SI 93 B FF 94 4-0 BB		B SI 96 B SI 94 C FF 96 B SL 86 B FF 97 4-1 BB			B FF 92 X FF 92 1-0 F9		C SL 78 B FF 94 F FF 94 F FF 96 S SL 83 1-3 K		4	0	0	0	2	1	2
11 Ryan Zimmerman, R (1, 3) OBP: 0.285, SLG: 0.404		B FF 92 C FF 93 B SL 88 C SL 88 B SI 92 X SI 94 3-2 P4			C SI 93 H KC 77 1-1 8 WP HBP	B SI 93 C FF 93 X SL 86 1-1 L9		D SI 95 X SI 94 1-0 L8		F FF 94 F FF 93 X FF 93 0-2 F9			C SL 80 B FF 95 X SL 80 1-1 G6-3		5	0	0	0	0	0	4
8 Danny Espinosa, S (1, 6) OBP: 0.334, SLG: 0.440		X FF 94 0-0 P6			1 SAFE B FF 93 C SL 86 S SI 93 B KC 81 S SL 86 2-3 K 1-2	B SI 91 F SI 92 B SL 85 S SL 84 S SL 82 2-3 K		B FF 93 B SI 89 C SI 94 C SI 94 S SL 85 2-3 K		B FF 93 B FF 93 B FF 93 C FF 93 X FF 94 3-1 P3			B SL 78 H FF 92 2-0 40 G5-3 9 2B HBP	5	1	0	0	0	3	3
59 Jose Lobaton, S (1, 2) OBP: 0.284, SLG: 0.377 10 Stephen Drew, L (9, PH) OBP: 0.293, SLG: 0.626 27 Shawn Kelley, R (10, 1) 46 Oliver Pérez, L (11, 1) 45 Blake Treinen, R (12, 1) 14 Chris Heisey, R (12, PH) OBP: 0.280, SLG: 0.418 52 Yusmeiro Petit, R (13, 1) OBP: 0.200, SLG: 0.200		C FF 93 B FF 95 F SI 93 S KC 82 1-3 K			B FF 93 C SI 93 S SL 88 S SL 87 1-3 K		B FF 93 F SI 93 F KC 81 B FF 95 F SL 87 S KC 82 2-3 K		B FF 92 B SI 88 B SI 93 C SI 93 X SI 94 3-1 F8			X FF 94 0-0 P4		1 SAFE X FF 91 0-0 B3	3 1 0 0 0 1	0 0 0 0 0 0	0 0 0 0 0 0	0 0 0 0 0 0	3 0 0 0 0 0	1 0 0 0 0 1
57 Tanner Roark, R (1, 1) OBP: 0.143, SLG: 0.094 25 Clint Robinson, L (7, PH) OBP: 0.292, SLG: 0.403 36 Sammy Solís, R (8, 1) 40 Wilson Ramos, R (9, PH) OBP: 0.388, SLG: 0.555 (10, 2)			C FF 92 S SL 88 B SL 89 C SL 88 1-3 K		F SI 94 D KC 82 C SL 85 C SL 88 1-3 K		C FF 94 B SL 88 X SI 94 1-1 9 1B 2B		B SL 84 C SI 94 F SI 91 X SL 84 1-2 P4			C SL 81 F SL 81 X SL 81 0-2 28 BB 1B		B SL 79 F FF 93 S CH 85 1 SAFE D FF 93 S CH 85 1 SAFE X CH 85 2-2 G5-3 1-2	2 1 0 3	0 0 0 0	0 1 0 1	0 0 0 0	0 0 0 0	2 0 0 1	1 0 0 1
Inning Stats	R: 1 E: 0 K: 0 S: 11 H: 2 LOB: 1 BB: 0 P: 18	R: 0 E: 0 K: 1 S: 7 H: 0 LOB: 0 BB: 0 P: 11	R: 0 E: 0 K: 2 S: 8 H: 0 LOB: 0 BB: 0 P: 13	R: 0 E: 0 K: 0 S: 6 H: 1 LOB: 0 BB: 0 P: 8	R: 0 E: 0 K: 3 S: 10 H: 0 LOB: 1 BB: 0 P: 15	R: 1 E: 0 K: 0 S: 14 H: 1 LOB: 2 BB: 2 P: 27	R: 0 E: 0 K: 2 S: 14 H: 2 LOB: 2 BB: 0 P: 23	R: 0 E: 0 K: 1 S: 7 H: 1 LOB: 2 BB: 1 P: 15	R: 0 E: 0 K: 0 S: 6 H: 0 LOB: 0 BB: 0 P: 11	R: 0 E: 0 K: 1 S: 11 H: 1 LOB: 0 BB: 0 P: 18	R: 0 E: 0 K: 0 S: 6 H: 0 LOB: 0 BB: 0 P: 10	R: 0 E: 0 K: 0 S: 10 H: 1 LOB: 2 BB: 1 P: 18	R: 0 E: 0 K: 2 S: 9 H: 0 LOB: 0 BB: 0 P: 12	R: 1 E: 0 K: 0 S: 5 H: 1 LOB: 1 BB: 0 P: 10	1B: 6 2B: 5 3B: 0 HR: 0	SF: 1 SAC: 0 DP: 2 HBP: 2						

PITCHER		IP	WLS	BF	H	R	ER	SO	BB	IBB	HBP	BLK	WP	HR	S	P	ERA	WHIP
28 Anthony DeSclafani, R ERA: 1.78	(1, 1)	6.2		28	6	2	2	8	2	0	1	0	1	0	68	111	2.70	1.200
26 Raisel Iglesias, R ERA: 3.03	(7, 1)	2.1		9	1	0	0	1	1	0	0	0	0	0	15	30	0.00	0.857
52 Tony Cingrani, L ERA: 3.38	(10, 1)	2.0		6	1	0	0	1	0	0	0	0	0	0	17	28	0.00	0.500
27 Ross Ohlendorf, R ERA: 4.31	(12, 1)	2.2	L	12	2	1	1	2	1	0	1	0	0	0	24	40	3.38	1.125

PITCHER	IP	WLS	BF	H	R	ER	SO	BB	IBB	HBP	BLK	WP	HR	S	P	ERA	WHIP

AB	48
R	3
H	10
RBI	3
BB	4
SO	12
LOB	22

WP: 1 PA: 55
PB: 0
SB: 0
CS: 1

Batter	1	2	3	4	5	6	7	8	9	10	AB	R	H	RBI	BB	SO	LOB
2 Zack Cozart, R (1, 6) OBP: 0.316, SLG: 0.462	B SI 94 B SI 94 C SI 93 F SI 94 X SI 95 2-2 9 WP 23 2B 1B	D SL 84 C SL 84 X SI 92 1-1 32 1B 2-H 2B		X SL 80 0-0 ① G6-3		C SI 92 B SI 90 X SI 91 1-1 2-3 1B			C SI 97 B SI 95 X SI 96 1-1 ① G5-3	I IN 80 I IN 77 I IN 78 I IN 78 4-0 9 1B 9 WP 32 G6-3 IBB	5	2	3	1	1	0	0
9 José Peraza, R (1, 7) OBP: 0.283, SLG: 0.246	C SI 94 B SL 87 F SI 92 B SL 86 H SI 92 3-2 23 2B 1-2 HBP	B SI 91 X SI 92 1-0 ② L3		B CH 88 F CH 90 X SL 82 1-1 ② G4-3		S FF 95 F FF 97 X SL 85 0-2 ② F8			X SI 97 0-0 ② G6-3	D SL 84 D SI 90 B SI 91 C FF 93 X FF 91 3-1 32 G6-3 1-3 2-H 3-H 1B	5	1	1	1	0	0	3
32 Jay Bruce, L (1, 9) OBP: 0.319, SLG: 0.551	B SI 93 F SL 79 F SI 92 S SI 92 1-3 ① K	T SI 92 F SI 90 B SI 91 B CH 86 F SI 90 F SL 84 X CH 85 2-2 2-3 1B		C SI 89 X SI 89 0-1 ③ G6-3		B FF 96 C FF 96 B SL 85 X FF 94 2-1 ③ F8			B SI 93 B SI 94 B SI 94 B SI 94 4-0 23 FC6-4 BB	B FF 91 B FF 90 C FF 90 S CU 78 F CU 77 X FF 93 2-2 ② G6-3 1-2 3-H	5	0	1	1	1	1	5
23 Adam Duvall, R (1, 3) OBP: 0.292, SLG: 0.570	B SL 85 X SI 92 1-0 ③ 4 1B 1-H 2-H 2B	B SL 85 X SL 84 1-0 ③ P6			C CH 88 X SL 82 0-1 2B		B FF 92 B CH 85 C FF 95 C FF 96 B FF 96 F FF 95 B FF 95 4-2 6 CS BB		B SI 94 F SI 94 X SI 93 1-1 ③ FC6-4 1-2f	C SL 86 S FF 94 F FF 92 F CU 78 B FF 93 F FF 93 B FF 95 F FF 92 X SL 87 2-2 ③ G6-3	5	1	2	2	1	0	4
7 Eugenio Suárez, R (1, 5) OBP: 0.302, SLG: 0.412	F SI 92 S SL 86 B SL 84 X SI 93 1-2 ② G5-3		B SL 86 B SL 84 F SI 92 S SL 84 B SI 92 X SL 85 3-2 ① G5-3		D SL 81 F SI 89 C CH 89 F SL 82 B SI 91 X SL 83 2-2 ① G5-3		1 SAFE B CH 85 C FF 95 X FF 94 1-1 ① P4			F SI 93 X SI 93 0-1 6 SH 4 1B 16 1B 1B	5	1	1	0	0	0	3
4 Brandon Phillips, R (1, 4) OBP: 0.295, SLG: 0.374	S SL 86 F SL 86 F SI 93 X SL 87 0-2 2-H 1B		B SL 85 X SI 92 1-0 ② G6-3		C SI 89 X CH 89 0-1 ② F9		X FF 95 0-0 ② L9			S SI 92 1 SAFE X KC 78 0-1 16 1B 6 SH 16 E 1-2 1B	5	1	2	1	0	0	2
6 Billy Hamilton, S (1, 8) OBP: 0.296, SLG: 0.371	B SI 92 X SI 91 1-0 ③ F7		F SI 93 C SI 92 X SL 78 0-2 16 1B 1B		X CH 88 0-0 ③ L8		1 SAFE B FF 95 B FF 94 2-0 ③ CS 1-2	B FF 94 F FF 94 S FF 94 B SL 81 F FF 95 X FF 97 2-2 ① F8		L SI 93 X SI 92 0-1 SH 16 E 9 WP 1-2 2-3	4	1	1	0	0	0	2
16 Tucker Barnhart, L (1, 2) OBP: 0.336, SLG: 0.376		X SI 91 0-0 58 SH3 2 2B 1B	B SI 91 F SI 91 1 SAFE X SI 90 1-1 58 S 1-3 1B			B SL 79 S CH 83 H SI 91 2-1 2 1B 58 SH1-4 HBP		C FF 96 F CH 88 S FF 96 0-3 ② K		B SI 94 F SI 93 F SI 94 B KC 80 B SI 94 X SI 93 3-2 E9 9 WP 37 DI 9 1B 1-3 2-H 3-H 1B	4	2	3	1	0	1	0
58 Dan Straily, R (1, 1)		X SI 90 0-0 ① SH3 1-2	S SL 83 S SL 84 B SL 82 C SL 82 1-3 ③ K 1-2			X SL 82 0-0 ① SH1-4 1-2		B FF 95 B FF 94 C FF 95 F FF 95 S FF 95 2-3 ③ K		F FF 88 S CU 74 B FF 91 F FF 92 S CU 77 1-3 ① K 1-2	2	0	0	0	0	2	2
36 Blake Wood, R (8, 1)											0	0	0	0	0	0	0
73 Josh Smith, R (8, 1)											0	0	0	0	0	0	0
37 Ramón Cabrera, S (10, PH) OBP: 0.297, SLG: 0.305											1	0	0	0	0	1	2
70 Jumbo Díaz, R (10, 1)											0	0	0	0	0	0	0
Inning Stats	R: 3 E: 0 K: 1 S: 17 H: 3 LOB: 1 BB: 0 P: 26	R: 1 E: 0 K: 0 S: 11 H: 3 LOB: 2 BB: 0 P: 16	R: 0 E: 0 K: 1 S: 12 H: 2 LOB: 2 BB: 0 P: 18	R: 0 E: 0 K: 0 S: 5 H: 0 LOB: 0 BB: 0 P: 6	R: 0 E: 0 K: 0 S: 9 H: 1 LOB: 1 BB: 0 P: 11	R: 0 E: 0 K: 0 S: 9 H: 1 LOB: 2 BB: 0 P: 14	R: 0 E: 0 K: 0 S: 6 H: 0 LOB: 0 BB: 1 P: 13	R: 0 E: 0 K: 2 S: 10 H: 0 LOB: 0 BB: 0 P: 14	R: 0 E: 0 K: 0 S: 5 H: 0 LOB: 1 BB: 1 P: 11	R: 5 E: 2 K: 1 S: 26 H: 4 LOB: 1 BB: 1 P: 41	1B: 11 2B: 3 3B: 0 HR: 0 SF: 0 SAC: 3 DP: 0 HBP: 2	WP: 2 PB: 0 SB: 1 CS: 1 PA: 50					

PITCHER		IP	WLS	BF	H	R	ER	SO	BB	IBB	HBP	BLK	WP	HR	S	P	ERA	WHIP
41 Joe Ross, R ERA: 3.49	(1, 1)	5.1		28	10	4	4	2	0	0	2	0	1	0	58	84	6.75	1.875
73 Felipe Vázquez, L ERA: 5.35	(6, 1)	2.2		8	0	0	0	2	1	0	0	0	0	0	21	34	0.00	0.375
45 Blake Treinen, R ERA: 2.14	(9, 1)	0.2		2	0	0	0	0	0	0	0	0	0	0	3	4	0.00	0.000
36 Sammy Solís, L ERA: 2.17	(9, 1)	0.1	L	6	3	4	4	0	1	0	0	0	0	0	11	19	108.00	12.000
18 Matt Belisle, R ERA: 1.98	(10, 1)	1.0		5	1	1	0	1	0	1	0	0	1	0	17	29	0.00	1.000

PITCHER	IP	WLS	BF	H	R	ER	SO	BB	IBB	HBP	BLK	WP	HR	S	P	ERA	WHIP

TOP

Cincinnati Reds @ Washington Nationals

Nationals Park, Washington, DC

Sat Jul 02 2016, 7:19 PM - 10:52 PM EDT

Att. 35,195 - Partly Cloudy - 80 F

livebaseballscorecards.com

AB	41
R	9
H	14
RBI	7
BB	3
SO	5
LOB	23

Batter	1	2	3	4	5	6	7	8	9	10	AB	R	H	RBI	BB	SO	LOB
9 Ben Revere, L (1, 8) OBP: 0.275, SLG: 0.293	B FF 88 C FF 89 C CH 81 B CH 82 X FF 89 2-2 ① P6		B FF 90 C FF 89 F FF 89 F FF 90 X CH 83 1-2 1-H 3B			C FF 88 C FF 87 F FF 90 X FF 90 0-2 ① G1-3		B FF 96 X FF 95 1-0 ① SH2-3 1-3		B FF 94 C FF 95 F FF 96 X FF 97 1-2 ① G4-3	4	0	1	1	0	0	0
28 Jayson Werth, R (1, 7) OBP: 0.338, SLG: 0.426	C FF 90 B FF 89 C FF 89 F CH 81 X CU 72 1-2 ② F8		S CU 70 B FF 90 D CH 82 B FF 91 F FF 90 X FF 90 3-2 ③ F9			C SL 81 B CU 71 S CH 82 B CU 71 F FF 90 S FF 91 2-3 ② K		B SL 90 B FF 96 C SL 89 B SL 90 C SL 88 D SL 89 4-2 40 S 34 1B BB		C FF 98 F FF 97 F SL 85 B SL 87 B FF 97 X FF 97 2-2 E6 34 FC3-6	4	0	0	0	1	1	1
34 Bryce Harper, L (1, 9) OBP: 0.402, SLG: 0.485	B CH 83 C FF 90 B CH 83 X CH 83 2-1 ③ G3			B FF 89 B FF 88 C CH 82 B CH 83 B FF 90 4-1 20 FC3-6 BB		X FF 90 0-0 ③ F9		1 SAFE X FF 96 0-0 40 S 1-2 3-H 1B		S FF 97 X SI 97 0-1 ② FC3-6 1-2f	4	0	1	1	1	0	1
20 Daniel Murphy, L (1, 4) OBP: 0.387, SLG: 0.582		F FF 90 X CH 81 0-1 ① G5-3		C FF 88 X FF 89 0-1 ① FC3-6 1-2f			B CH 81 B CH 81 C FF 89 X SL 82 2-1 ① G6-3	C FF 97 F CH 85 D SL 89 D FF 96 F FF 96 B CH 86 C FF 96 3-3 ② K		F FF 97 B FF 98 F FF 96 F SL 88 B SL 85 X FF 96 2-2 ③ F7	5	0	0	0	0	1	4
40 Wilson Ramos, R (1, 2) OBP: 0.386, SLG: 0.548		F CH 82 B CH 81 X SL 84 1-1 ② G6-3		C CU 73 F CH 83 S CH 82 0-3 ② K			X FF 88 0-0 ② F9	B FF 96 B SL 91 B SL 90 C SL 88 S SL 88 B SL 90 4-2 1-2 2-3 BB			3	0	0	0	1	1	1
25 Clint Robinson, L (1, 3) OBP: 0.280, SLG: 0.383 36 Sammy Solís, R (9, 1) 18 Matt Belisle, R (10, 1)		C CH 82 B SL 83 X CH 81 1-1 ③ G6-3		C FF 90 X FF 90 0-1 ③ F8			B FF 88 B FF 88 C FF 89 X FF 88 2-1 ③ F8	C FF 90 X FF 91 0-1 ③ P6			4 0 0	0 0 0	0 0 0	0 0 0	0 0 0	0 0 0	4 0 0
10 Stephen Drew, L (1, 5) OBP: 0.312, SLG: 0.513			B FF 88 C FF 88 F CH 81 B CH 83 B CH 80 B FF 89 4-2 9 3B BB		B FF 88 B FF 87 X FF 89 2-0 ① P5			B FF 86 C FF 88 B CH 82 B FF 89 B FF 88 4-1 8 HR BB	B FF 90 B SI 88 X FF 90 2-0 ① F8		2	2	0	0	2	0	0
8 Danny Espinosa, S (1, 6) OBP: 0.333, SLG: 0.449			F FF 88 F FF 88 X CH 82 0-2 ① F9		C CH 82 B FF 90 F FF 90 S CU 72 1-3 ② K			1 SAFE B FF 87 S CH 81 B CH 81 X FF 88 2-1 1-H HR	C FF 92 B CH 80 L FF 91 C FF 92 1-3 ② K		4	1	1	2	0	2	1
41 Joe Ross, R (1, 1) OBP: 0.308, SLG: 0.306 73 Felipe Vázquez, L (6, 1) 6 Anthony Rendon, R (8, PH) OBP: 0.340, SLG: 0.397 45 Blake Treinen, R (9, 1) 11 Ryan Zimmerman, R (9, 3) OBP: 0.284, SLG: 0.402			C FF 90 1 SAFE B FF 89 B CU 71 B FF 89 F FF 90 S FF 89 3-3 ② K		X FF 88 0-0 ③ G6-3			B SL 89 B FF 93 B FF 94 B FF 93 4-0 9 SH2-3 9 S 34 1B BB	B SL 86 B SL 84 C CU 80 S CU 80 X SL 84 2-2 ③ G6-3		2 0 0 0 1	0 0 1 0 0	0 0 0 0 0	0 0 1 0 0	1 0 0 0 0	1 0 0 0 0	1 0 0 0 0
Inning Stats	R: 0 E: 0 K: 0 S: 9 H: 0 LOB: 0 BB: 0 P: 14	R: 0 E: 0 K: 0 S: 6 H: 0 LOB: 0 BB: 0 P: 8	R: 1 E: 0 K: 1 S: 15 H: 1 LOB: 1 BB: 1 P: 26	R: 0 E: 0 K: 1 S: 8 H: 0 LOB: 1 BB: 1 P: 12	R: 0 E: 0 K: 1 S: 5 H: 0 LOB: 0 BB: 0 P: 8	R: 0 E: 0 K: 1 S: 9 H: 0 LOB: 0 BB: 0 P: 11	R: 0 E: 0 K: 0 S: 5 H: 0 LOB: 0 BB: 0 P: 9	R: 3 E: 0 K: 1 S: 15 H: 2 LOB: 3 BB: 4 P: 37	R: 0 E: 0 K: 1 S: 7 H: 0 LOB: 0 BB: 0 P: 12	R: 0 E: 1 K: 0 S: 13 H: 0 LOB: 1 BB: 0 P: 18	1B: 1 2B: 0 3B: 1 HR: 1	SF: 0 SAC: 1 DP: 0 HBP: 0		WP: 0 PB: 0 SB: 3 CS: 0	PA: 40			

PITCHER		IP	WLS	BF	H	R	ER	SO	BB	IBB	HBP	BLK	WP	HR	S	P	ERA	WHIP
58 Dan Straily, R ERA: 4.34	(1, 1)	7.0		26	2	3	3	4	3	0	0	0	0	1	60	97	3.86	0.714
36 Blake Wood, R ERA: 3.38	(8, 1)	0.2	B	6	1	1	1	1	3	0	0	0	0	0	10	26	13.50	6.000
73 Josh Smith, R ERA: 3.98	(8, 1)	1.1	W	4	0	0	0	1	0	0	0	0	0	0	9	14	0.00	0.000
70 Jumbo Díaz, R ERA: 4.97	(10, 1)	1.0		4	0	0	0	0	0	0	0	0	0	0	13	18	0.00	0.000

PITCHER	IP	WLS	BF	H	R	ER	SO	BB	IBB	HBP	BLK	WP	HR	S	P	ERA	WHIP

BOTTOM

Cincinnati Reds @ Washington Nationals

Nationals Park, Washington, DC

Sat Jul 02 2016, 7:19 PM - 10:52 PM EDT

Att. 35,195 - Partly Cloudy - 80 F

livebaseballscorecards.com

AB	33
R	4
H	3
RBI	4
BB	6
SO	6
LOB	13

Cincinnati Reds @ Washington Nationals

Nationals Park, Washington, DC

Sun Jul 03 2016, 1:37 PM - 4:44 PM EDT

Att. 37,328 - Cloudy - 75 F

livebaseballscorecards.com

TOP

Batter	1	2	3	4	5	6	7	8	9	AB	R	H	RBI	BB	SO	LOB
2 Zack Cozart, R (1, 6) OBP: 0.318, SLG: 0.461 3 Iván De Jesús Jr., R (8, 7) OBP: 0.262, SLG: 0.273	C FF 96 B FF 95 B SL 92 B FF 97 B FF 97 4-1 19 BB BB		C CU 82 X SL 91 0-1 ② G5-3			C SL 88 X SI 93 0-1 ① L5		C FF 91 B CU 75 B SL 86 X SL 86 2-1 9 1B 2-3 1B		3 0	0 0	1 0	0 0	1 0	0 0	0 0
9 José Peraza, R (1, 7) OBP: 0.281, SLG: 0.246 (8, 6)	C FF 95 L FF 96 F CU 81 F FF 96 D CH 90 F FF 96 F SL 90 F FF 95 F FF 96 1-2 X CU 82 F7		C FF 95 X CU 82 0-1 ③ G4-3			X FF 94 0-0 ② G6-3		D FF 90 X FF 90 1-0 1-2 3-H 1B		4	0	1	1	0	0	1
19 Joey Votto, L (1, 3) OBP: 0.382, SLG: 0.455	B CU 82 F SL 90 B FF 96 C SL 90 B CH 90 B CH 90 4-2 1-2 BB			B FF 92 B SL 92 B FF 96 S FF 95 T FF 96 F CU 83 F SI 97 B FF 97 4-2 7 FC5-4 BB		S SL 88 B FF 94 B CH 89 B FF 95 F SI 95 F FF 95 F SL 91 X SL 89 3-2 ③ P5		C FF 90 X SL 86 0-1 ② F7		2	0	0	0	2	0	2
32 Jay Bruce, L (1, 9) OBP: 0.315, SLG: 0.544 70 Jumbo Díaz, R (8, 1) 21 Michael Lorenzen, R (8, 1)	S FF 95 X SL 91 0-1 ② P5			C FF 95 F SL 90 B FF 95 B CH 87 T FF 95 2-2 ① K			S SL 86 F FF 93 B CH 89 T FF 94 1-2 ① K	S FF 91 S FF 90 F FF 92 S CU 77 0-3 ③ K		4 0 0	0 0 0	0 0 0	0 0 0	0 0 0	3 0 0	5 0 0
7 Eugenio Suárez, R (1, 5) OBP: 0.301, SLG: 0.408	B SL 92 X FF 95 1-0 ③ F9			B FF 95 S CH 88 X SL 90 1-1 ② FC5-4 1-2f			C FF 96 B SL 89 B FF 94 B FF 95 B FF 95 4-1 4 G4-3 4 WP BB		B FF 92 C FF 93 F FF 93 F FF 94 F SI 92 C SL 80 1-3 ① K	3	0	0	0	1	1	3
4 Brandon Phillips, R (1, 4) OBP: 0.292, SLG: 0.369		B FF 95 X SL 91 1-0 ① L8		F FF 94 S CU 83 B FF 95 D CH 89 X CU 82 2-2 ③ G5-3			F FF 94 B CH 88 F FF 93 D CU 80 F SI 92 F SL 86 X FF 93 2-2 ② G4-3 1-3		B FF 93 C SL 79 S SL 81 F SI 93 B SL 81 F FF 94 B SL 81 F FF 93 X FF 94 3-2 ② F9	4	0	0	0	0	0	2
6 Billy Hamilton, S (1, 8) OBP: 0.291, SLG: 0.364		B FF 95 L FF 96 C CU 82 F SL 91 S CU 82 1-3 ② K			C CU 81 B FF 91 C FF 94 B CU 81 F FF 94 F FF 94 F CU 82 X FF 95 2-2 ① L5		B SI 95 B SI 94 C SI 95 X SI 96 2-1 ③ G3		C FF 91 S SL 81 F FF 94 F SI 94 B SL 80 C SL 81 1-3 ③ K	4	0	0	0	0	2	1
37 Ramón Cabrera, S (1, 2) OBP: 0.299, SLG: 0.306		X FF 95 0-0 ③ F8			C FF 94 F CU 83 B FF 94 B CU 81 B CH 89 X CU 82 3-2 ② G4-3			B FF 90 B FF 89 B FF 90 C FF 90 X FF 89 3-1 2 1B 40 G5-3 9 1B 1B		3	1	1	0	0	0	0
47 John Lamb, L (1, 1) OBP: 0.111, SLG: 0.059 48 Keyvius Sampson, R (5, 1) 40 Tyler Holt, R (8, PH) OBP: 0.294, SLG: 0.262 (8, 9)			B FF 95 C FF 95 C CU 83 S FF 95 1-3 ① K		S FF 94 B SL 90 F FF 95 B FF 95 S CU 83 2-3 ③ K			C FF 91 X SL 85 0-1 ① G5-3 1-2		2 0 1	0 0 0	0 0 0	0 0 0	0 0 0	2 0 0	0 0 1
Inning Stats	R: 0 E: 0 K: 0 S: 15 H: 0 LOB: 2 BB: 2 P: 25	R: 0 E: 0 K: 1 S: 6 H: 0 LOB: 0 BB: 0 P: 8	R: 0 E: 0 K: 1 S: 7 H: 0 LOB: 0 BB: 0 P: 8	R: 0 E: 0 K: 1 S: 12 H: 0 LOB: 1 BB: 1 P: 21	R: 0 E: 0 K: 1 S: 12 H: 0 LOB: 0 BB: 0 P: 19	R: 0 E: 0 K: 0 S: 9 H: 0 LOB: 0 BB: 0 P: 12	R: 0 E: 0 K: 1 S: 11 H: 0 LOB: 1 BB: 1 P: 20	R: 1 E: 0 K: 1 S: 13 H: 3 LOB: 2 BB: 0 P: 19	R: 0 E: 0 K: 2 S: 16 H: 0 LOB: 0 BB: 0 P: 21	1B: 3 2B: 0 3B: 0 HR: 0 SF: 0 SAC: 0 DP: 0 HBP: 0						

	AB	30
	R	1
	H	3
	RBI	1
	BB	4
	SO	8
	LOB	15

WP: 1 PA: 34
PB: 0
SB: 0
CS: 0

PITCHER		IP	WLS	BF	H	R	ER	SO	BB	IBB	HBP	BLK	WP	HR	S	P	ERA	WHIP
37 Stephen Strasburg, R ERA: 2.71	(1, 1)	6.2	W	24	0	0	0	5	4	0	0	0	1	0	70	109	0.00	0.600
45 Blake Treinen, R ERA: 2.12	(7, 1)	0.1		1	0	0	0	0	0	0	0	0	0	0	2	4	0.00	0.000
18 Matt Belisle, R ERA: 2.45	(8, 1)	1.0		6	3	1	1	1	0	0	0	0	0	0	13	19	9.00	3.000
46 Oliver Pérez, L ERA: 4.09	(9, 1)	1.0		3	0	0	0	2	0	0	0	0	0	0	16	21	0.00	0.000

PITCHER		IP	WLS	BF	H	R	ER	SO	BB	IBB	HBP	BLK	WP	HR	S	P	ERA	WHIP

BOTTOM

Cincinnati Reds @ Washington Nationals

Nationals Park, Washington, DC

Sun Jul 03 2016, 1:37 PM - 4:44 PM EDT

Att. 37,328 - Cloudy - 75 F

livebaseballscorecards.com

Batter	1	2	3	4	5	6	7	8	9	AB	R	H	RBI	BB	SO	LOB
3 Michael Taylor, R (1, 8) OBP: 0.266, SLG: 0.372 (8, 9)	C FF 90 B FF 90 F FF 89 B CH 73 S CH 75 2-3 K	S CH 76 B FF 92 B CH 76 X CH 75 2-1 G5-3		B FF 90 S FF 88 X CH 73 1-1 G5-3		C CH 83 B CU 75 B CH 83 C FF 92 T CH 84 2-2 K	B SL 87 X CH 83 1-0 P6			5	0	0	0	0	2	2
28 Jayson Werth, R (1, 7) OBP: 0.337, SLG: 0.422 14 Chris Heisey, R (7, 7) OBP: 0.289, SLG: 0.427	C FC 86 F FF 90 B FC 87 C CU 68 1-3 K	S FF 90 F FC 88 B FF 92 B FF 91 C FC 84 2-3 K	B FF 88 C FF 89 C FF 87 S CU 65 1-3 K		B FF 93 B FF 92 C FF 91 B FF 91 B FF 91 4-1 34 HBP 20 1B BB	C FF 91 B SL 86 X SL 85 1-1 1B			3	1	0	0	1	3	0
										1	0	1	0	0	0	0
34 Bryce Harper, L (1, 9) OBP: 0.405, SLG: 0.496 18 Matt Belisle, R (8, 1) 46 Oliver Pérez, L (9, 1)	X FC 86 0-0 1B	C CU 69 B FF 90 B FF 89 S CU 66 X CH 74 2-2 F8			B FC 84 C CU 65 X FF 88 1-1 HR	B FF 93 F FF 93 B FF 93 F FF 92 H CU 76 3-2 20 1B 1-2 HBP	B FF 92 X FF 92 1-0 F9			4	1	2	1	0	0	1
										0	0	0	0	0	0	0
										0	0	0	0	0	0	0
20 Daniel Murphy, L (1, 4) OBP: 0.388, SLG: 0.581 10 Stephen Drew, L (7, 4) OBP: 0.319, SLG: 0.556	B FF 89 B CH 74 X FC 85 2-0 P6	B FF 89 C FF 88 B FF 90 F FF 89 X CU 66 2-2 G5-3			B FC 85 X FC 83 1-0 40 2B 1B	C FF 92 X FF 92 0-1 1-3 2-H 1B		C FF 94 S CH 87 X FF 96 0-2 HR		4	1	2	1	0	0	1
										1	1	1	1	0	0	0
40 Wilson Ramos, R (1, 2) OBP: 0.394, SLG: 0.567		X CH 74 0-0 HR		B CH 75 C FC 84 B FF 88 B FC 83 B FC 83 4-1 6 BB 11 BB 8 HR BB	B FF 86 B FC 84 B FF 88 X FF 85 3-0 6 1B 8 1B 1-H 2B	C FF 93 F FF 93 B SL 88 F SL 88 X FF 92 1-2 L4		B SL 86 X FF 95 1-0 11 FC6-4 1B		4	3	3	2	1	0	2
11 Ryan Zimmerman, R (1, 3) OBP: 0.282, SLG: 0.396		X FF 90 0-0 G5-3		B FC 85 B FF 90 B CH 75 B FF 90 4-0 6 BB 8 HR 1-2 BB	C FF 88 S CU 65 B FF 88 X FF 88 1-2 G5-3	X SL 87 0-0 P3		B SI 95 C SL 85 B SI 95 B SI 94 X SI 96 3-1 FC6-4 6 FC3-6 1-2f		4	1	0	0	1	0	4
6 Anthony Rendon, R (1, 5) OBP: 0.347, SLG: 0.409		C FF 91 B FF 91 C FF 89 B CU 68 B CU 68 F FF 91 B FF 91 4-2 37 SH3-4 8 1B BB		B FF 90 B FF 88 C FF 88 C FF 89 B CH 73 F FF 88 B FC 83 4-2 8 HR 1-2 2-3 BB	F FF 84 B FF 83 X CU 64 1-1 8 1B 2-3 1B		B FF 92 B FF 90 F FF 90 F FF 90 B SL 86 X FF 90 3-2 HR	S SL 86 B FF 95 B SL 85 B FF 95 X FF 94 3-1 FC3-6 8 WP 1-2f		3	2	2	1	2	0	1
8 Danny Espinosa, S (1, 6) OBP: 0.341, SLG: 0.479		1 SAFE X FF 89 0-0 37 SH3-4 1-2 1B		F FF 87 B CU 68 B CU 66 S FF 89 F FF 90 X CH 74 2-2 1-H 2-H 3-H HR	T FF 90 1 SAFE X FF 92 0-1 37 G4-6-3 1-2 3-H 1B		B SL 86 S FF 91 S SL 87 B SL 88 X SL 87 2-2 HR	B SI 94 S FF 94 X FF 96 1-1 G3-1 1-2		5	2	4	6	0	0	1
37 Stephen Strasburg, R (1, 1) OBP: 0.139, SLG: 0.139 45 Blake Treinen, R (7, 1) 25 Clint Robinson, L (7, PH) OBP: 0.277, SLG: 0.378 9 Ben Revere, L (8, 8) OBP: 0.275, SLG: 0.293		X FF 88 0-0 SH3-4 1-2 2-3		B FF 91 C FF 91 F FF 89 C CU 66 1-3 K	L FF 89 L FF 90 B CU 74 F FF 93 B SL 86 X FF 92 2-2 G4-6-3 1-2f		B FF 92 C FF 91 F CH 84 S CU 76 1-3 K			2	0	0	0	0	1	2
										0	0	0	0	0	0	0
										1	0	0	0	0	1	0
										0	0	0	0	0	0	0

Inning Stats																								
	R: 0	H: 1	R: 1	H: 2	R: 0	H: 0	R: 4	H: 1	R: 3	H: 5	R: 1	H: 1	R: 2	H: 3	R: 1	H: 2	1B: 8	SF: 0	WP: 1	PA: 44
	E: 0	LOB: 1	E: 0	LOB: 2	E: 0	LOB: 0	E: 0	LOB: 0	E: 0	LOB: 1	E: 0	LOB: 2	E: 0	LOB: 1	E: 0	LOB: 1	2B: 1	SAC: 1	PB: 0	
	K: 2	BB: 0	K: 0	BB: 1	K: 1	BB: 0	K: 2	BB: 3	K: 0	BB: 0	K: 1	BB: 1	K: 1	BB: 0	K: 0	BB: 0	3B: 0	DP: 1	SB: 0	
	S: 8	P: 13	S: 9	P: 15	S: 9	P: 15	S: 16	P: 33	S: 15	P: 24	S: 13	P: 23	S: 13	P: 22	S: 10	P: 18	HR: 6	HBP: 1	CS: 0	

PITCHER		IP	WLS	BF	H	R	ER	SO	BB	IBB	HBP	BLK	WP	HR	S	P	ERA	WHIP
47 John Lamb, L ERA: 5.43	(1, 1)	4.1	L	25	8	8	8	5	4	0	0	0	0	3	51	92	16.61	2.769
48 Keyvius Sampson, R ERA: 7.3	(5, 1)	2.2		14	5	3	3	2	1	0	1	0	0	2	32	53	10.12	2.250
70 Jumbo Díaz, R ERA: 5.54	(8, 1)	0.1		3	2	1	1	0	0	0	0	0	0	1	6	10	27.00	6.000
21 Michael Lorenzen, R ERA: 4.05	(8, 1)	0.2		2	0	0	0	0	0	0	0	0	1	0	4	8	0.00	0.000

PITCHER	IP	WLS	BF	H	R	ER	SO	BB	IBB	HBP	BLK	WP	HR	S	P	ERA	WHIP

Batter	1	2	3	4	5	6	7	8	9	AB	R	H	RBI	BB	SO	LOB
5 Jonathan Villar, S (1, 6) OBP: 0.378, SLG: 0.416	B FF 91 T FF 92 B CU 77 F FF 93 X SL 88 2-2 ① P3		B FF 94 C CH 82 S CH 84 S FF 94 1-3 ② K		S SL 88 S CH 82 S FF 94 0-3 ② K		S CH 85 X FF 95 0-1 ② G6-3			4	0	0	0	0	2	2
2 Scooter Gennett, L (1, 4) OBP: 0.335, SLG: 0.419	B FF 93 S FF 93 F FF 94 F CH 86 S FF 95 1-3 ② K		C FF 93 F CU 80 B FF 94 F FC 89 F CH 83 B FF 95 F FF 95 X CH 85 2-2 1-2 1B		L CU 79 B CH 84 S FF 94 F FF 96 F FF 94 X CU 78 1-2 ③ L9		C FF 95 S SL 83 F SL 82 F FF 95 B SL 83 B CH 87 F FF 95 B FF 94 X FF 94 3-2 1B			4	0	2	0	0	1	1
20 Jonathan Lucroy, R (1, 3) OBP: 0.355, SLG: 0.484 (9, 2)	S SL 85 B FF 94 B FF 93 X FF 94 2-1 ③ G2		X FF 94 0-0 ③ F9			C FF 92 C FF 94 B SL 86 S SL 88 1-3 ① K	1 SAFE C FF 92 F CH 84 1 SAFE S FF 94 0-3 ③ K			4	0	0	0	0	2	3
8 Ryan Braun, R (1, 7) OBP: 0.378, SLG: 0.538		F FF 92 S SL 85 F FF 95 B CH 84 B SL 86 B CH 86 X SL 86 3-2 ① G5-3		B FF 92 B SL 86 X SL 87 2-0 ① G6-3		B SL 86 X FF 94 1-0 ② L3		F FF 91 B FF 92 C FF 91 B FF 93 F FF 93 F FF 94 F FF 93 S FF 92 2-3 ① K		4	0	0	0	0	1	0
9 Aaron Hill, R (1, 5) OBP: 0.352, SLG: 0.402 13 Will Smith, R (8, 1) 33 Chris Carter, R (9, 3) OBP: 0.315, SLG: 0.498		F FF 94 F SL 85 B SL 86 B SL 86 X SL 88 2-2 ② G5-3		C FF 92 F CH 84 F FF 96 B CU 76 X SL 88 1-2 ② L7		C SL 86 X FF 92 0-1 12 BB 10 BB 1B		T FF 93 B FF 92 X FF 93 1-1 ② P3		4 0 0	0 0 0	1 0 0	0 0 0	0 0 0	0 0 0	0 0 0
10 Kirk Nieuwenhuis, L (1, 8) OBP: 0.326, SLG: 0.384		B FF 93 B SL 88 B FF 94 C FF 93 S CH 86 B FF 94 4-2 BB		B CU 76 B FF 94 C FF 93 S SL 88 F CH 85 S FF 95 3-3 ③ K		B CH 85 B CH 86 S SL 89 B FF 95 B FF 97 4-1 1-2 12 BB BB		C FF 93 T FF 94 B FF 93 X FF 94 1-2 ③ G6-3		2	0	0	0	2	1	0
12 Martín Maldonado, R (1, 2) OBP: 0.316, SLG: 0.323 21 Jeremy Jeffress, R (9, 1)		B SL 86 C FF 93 C FF 94 B SL 87 S FF 95 2-3 ③ K			B FF 94 B SL 87 S SL 86 X FF 94 2-1 HR	B FF 96 S SL 89 C FF 94 B CH 83 B SL 90 B CH 84 4-2 1-2 2-3 BB			S FF 91 B SL 80 S SL 81 C FF 92 1-3 ① K	3 0	1 0	1 0	1 0	1 0	2 0	1 0
18 Ramón Flores, L (1, 9) OBP: 0.308, SLG: 0.290			B CU 77 F FF 93 C FF 94 T FF 96 1-2 ① K		C FF 94 F FC 88 B CU 78 F FF 94 B FF 94 F CU 79 X CH 86 2-2 E4 41 SH1-4	X SL 88 0-0 ③ F9			B FS 88 B FS 88 F FF 91 X FF 92 2-1 ② G4-3	4	0	0	0	0	1	3
41 Junior Guerra, R (1, 1) OBP: 0.190, SLG: 0.190 14 Hernán Pérez, R (8, 5) OBP: 0.292, SLG: 0.387			S SL 85 F FF 94 X FF 95 0-2 2 1B 1B		L SL 84 X FF 91 0-1 ① SH1-4 1-2		X FF 93 0-0 ① G6-3		F FF 92 F SL 80 B FF 93 B FF 92 S SL 80 2-3 ③ K	2 1	0 0	1 0	0 0	0 0	0 1	0 0
Inning Stats	R: 0 E: 0 K: 1 S: 9 H: 0 LOB: 0 BB: 0 P: 14	R: 0 E: 0 K: 1 S: 12 H: 0 LOB: 1 BB: 1 P: 23	R: 0 E: 0 K: 2 S: 16 H: 2 LOB: 2 BB: 0 P: 20	R: 0 E: 0 K: 1 S: 9 H: 0 LOB: 0 BB: 0 P: 15	R: 1 E: 1 K: 1 S: 17 H: 1 LOB: 1 BB: 0 P: 22	R: 0 E: 0 K: 1 S: 10 H: 1 LOB: 3 BB: 2 P: 20	R: 0 E: 0 K: 1 S: 12 H: 1 LOB: 1 BB: 0 P: 15	R: 0 E: 0 K: 1 S: 11 H: 0 LOB: 0 BB: 0 P: 15	R: 0 E: 0 K: 2 S: 8 H: 0 LOB: 0 BB: 0 P: 13	1B: 4 2B: 0 3B: 0 HR: 1 SF: 0 SAC: 1 DP: 0 HBP: 0						

PITCHER		IP	WLS	BF	H	R	ER	SO	BB	IBB	HBP	BLK	WP	HR	S	P	ERA	WHIP
31 Max Scherzer, R ERA: 3.21	(1, 1)	6.0	L	26	4	1	1	7	3	0	0	0	0	1	73	114	1.50	1.167
73 Felipe Vázquez, L ERA: 5.22	(7, 1)	1.0		4	1	0	0	1	0	0	0	0	0	0	12	15	0.00	1.000
27 Shawn Kelley, R ERA: 2.81	(8, 1)	1.0		3	0	0	0	1	0	0	0	0	0	0	11	15	0.00	0.000
58 Jonathan Papelbon, R ERA: 3.16	(9, 1)	1.0		3	0	0	0	2	0	0	0	0	0	0	8	13	0.00	0.000

PITCHER	IP	WLS	BF	H	R	ER	SO	BB	IBB	HBP	BLK	WP	HR	S	P	ERA	WHIP

TOP

Milwaukee Brewers @ Washington Nationals

Nationals Park, Washington, DC

Mon Jul 04 2016, 11:07 AM - 2:06 PM EDT

Att. 29,174 - Overcast - 72 F

livebaseballscorecards.com

AB	32
R	1
H	5
RBI	1
BB	3
SO	11
LOB	10

BOTTOM

Batter	1	2	3	4	5	6	7	8	9	AB	R	H	RBI	BB	SO	LOB
9 Ben Revere, L (1, 8) OBP: 0.270, SLG: 0.287	B FF 93 C FF 93 X FF 94 1-1 G4-3 ①		B FF 93 B FF 94 X FF 93 2-0 G1-3 ②			C CU 80 C FS 84 B FS 86 S FS 86 1-3 K2-3 ②		C CU 77 B FF 93 X FF 91 1-1 P6 ③		4	0	0	0	0	1	0
28 Jayson Werth, R (1, 7) OBP: 0.335, SLG: 0.419	B FF 93 C FF 94 B CU 82 B FF 94 X FF 93 3-1 G5-3 ②		B CU 79 B CU 81 F FF 94 S FF 94 F FS 86 B FS 86 X CU 80 3-2 G5-3 ③			B CU 80 B CU 83 B FF 94 X FF 94 3-0 E7 ② 40 WP 1B			C SI 95 B SI 96 F SI 95 X SI 96 1-2 G5-3 ①	4	0	1	0	0	0	0
34 Bryce Harper, L (1, 9) OBP: 0.404, SLG: 0.491	B FF 93 C FF 93 F FF 93 F FS 87 B FF 94 S FS 85 2-3 K ③			X CU 80 0-0 G6-3 ①		B FF 95 B FF 95 B FS 85 I IN 85 4-0 40 WP IBB			X SI 95 0-0 G6-3 ②	3	0	0	0	1	1	0
40 Wilson Ramos, R (1, 2) OBP: 0.396, SLG: 0.563 14 Chris Heisey, R (9, PR) OBP: 0.289, SLG: 0.427		B FF 93 B FF 91 B FF 92 B FF 92 4-0 8 1B BB		S FF 94 F FF 94 S FF 93 0-3 K ②		B CU 86 B FS 84 C FS 85 F FF 95 F FF 94 S FS 88 2-3 K ③ 1-2 2-3			B SI 96 B SI 95 C SI 94 B SI 95 S SI 94 F SI 93 B SI 95 4-2 BB	2 0	0 0	0 0	0 0	2 0	2 0	2 0
11 Ryan Zimmerman, R (1, 3) OBP: 0.279, SLG: 0.391		B CU 81 D CU 81 F FF 94 C FF 94 D FS 86 S FS 84 3-3 K ①		F FF 94 B FF 94 C FS 84 F FF 95 B FF 93 B FS 86 X FS 86 3-2 G5-3 ③			X CU 80 0-0 P6 ①		B SI 94 F SI 94 F SI 92 D KC 82 B SI 94 X SI 95 3-2 G1-3 ③	4	0	0	0	0	1	2
6 Anthony Rendon, R (1, 5) OBP: 0.344, SLG: 0.405		X FF 94 0-0 F9 ②	B FF 93 C CU 78 B CU 82 C FF 94 C FS 85 2-3 K ①				F FF 94 B SL 83 B FS 83 X FS 83 2-1 F8 ②			3	0	0	0	0	1	1
8 Danny Espinosa, S (1, 6) OBP: 0.341, SLG: 0.477		B FF 94 B FS 85 S FS 84 X FF 94 2-1 1-2 1B	B SL 83 X CU 80 1-0 G4-3 ②				B FS 83 S FS 84 B FF 93 B FS 82 C FS 81 X FS 84 3-2 F9 ③			3	0	1	0	0	0	0
10 Stephen Drew, L (1, 4) OBP: 0.309, SLG: 0.536		B CU 82 X FF 93 1-0 G4-3 ③	B CU 81 C FF 93 B FS 84 F FS 82 B FS 84 X FS 83 3-2 G4-3 ③					B FF 91 F FF 93 S FS 83 B FF 95 B FS 86 X FS 84 3-2 F8 ①		3	0	0	0	0	0	2
31 Max Scherzer, R (1, 1) OBP: 0.154, SLG: 0.158 25 Clint Robinson, L (6, PH) OBP: 0.274, SLG: 0.373 73 Felipe Vazquez, L (7, 1) 27 Shawn Kelley, R (8, 1) 20 Daniel Murphy, L (8, PH) OBP: 0.387, SLG: 0.579 58 Jonathan Papelbon, R (9, 1)			C FF 92 C CU 80 F FF 93 S FS 83 0-3 K ①			C FF 93 B FF 92 F FS 83 F FS 85 X FF 94 1-2 G5-3 ①		B CU 78 B SL 80 S FF 92 F FF 91 F FF 93 X SL 80 2-2 L8 ②		1 1 0 0 1 0	0 0 0 0 0 0	0 0 0 0 0 0	0 0 0 0 0 0	1 0 0 0 0 0	0 0 0 0 0 0	0 0 0 0 0 0
Inning Stats	R: 0 E: 0 K: 1 S: 8 H: 0 LOB: 0 BB: 0 P: 14	R: 0 E: 0 K: 1 S: 7 H: 1 LOB: 2 BB: 1 P: 17	R: 0 E: 0 K: 1 S: 9 H: 0 LOB: 0 BB: 0 P: 14	R: 0 E: 0 K: 1 S: 8 H: 0 LOB: 0 BB: 0 P: 11	R: 0 E: 0 K: 1 S: 7 H: 0 LOB: 0 BB: 0 P: 13	R: 0 E: 1 K: 2 S: 12 H: 1 LOB: 2 BB: 1 P: 23	R: 0 E: 0 K: 0 S: 6 H: 0 LOB: 0 BB: 0 P: 11	R: 0 E: 0 K: 0 S: 9 H: 0 LOB: 0 BB: 0 P: 15	R: 0 E: 0 K: 0 S: 10 H: 0 LOB: 1 BB: 1 P: 18	1B: 2 2B: 0 3B: 0 HR: 0	SF: 0 SAC: 0 DP: 0 HBP: 0	WP: 1 PB: 0 SB: 0 CS: 0	PA: 32				

PITCHER	IP	WLS	BF	H	R	ER	SO	BB	IBB	HBP	BLK	WP	HR	S	P	ERA	WHIP
41 Junior Guerra, R (1, 1) ERA: 2.93	7.1	W	26	2	0	0	7	1	1	0	0	1	0	60	109	0.00	0.409
13 Will Smith, L (8, 1) ERA: 1.88	0.2	H	2	0	0	0	0	0	0	0	0	0	0	6	9	0.00	0.000
21 Jeremy Jeffress, R (9, 1) ERA: 2.52	1.0	S	4	0	0	0	0	1	0	0	0	0	0	10	18	0.00	1.000

PITCHER	IP	WLS	BF	H	R	ER	SO	BB	IBB	HBP	BLK	WP	HR	S	P	ERA	WHIP

Milwaukee Brewers @ Washington Nationals

Nationals Park, Washington, DC

Mon Jul 04 2016, 11:07 AM - 2:06 PM EDT

Att. 29,174 - Overcast - 72 F

livebaseballscorecards.com

AB	29
R	0
H	2
RBI	0
BB	3
SO	7
LOB	7

Batter	1	2	3	4	5	6	7	8	9	AB	R	H	RBI	BB	SO	LOB
5 Jonathan Villar, S (1, 6) OBP: 0.375, SLG: 0.416	C FF 90 S FF 92 B FF 91 B FF 92 F CU 78 S FF 92 2-3 K		B CH 86 B CH 86 B SI 91 C FF 92 X SI 92 3-1 9 S 9 1B 2B		C SI 90 M CH 85 B CU 78 X CH 86 1-2 L8		M SI 96 L SI 96 S SL 86 0-3 K		C FF 89 X CU 73 0-1 L6	5	1	1	0	0	2	1
9 Aaron Hill, R (1, 4) OBP: 0.360, SLG: 0.424	X FF 92 0-0 8 PB 2B		2 SAFE B CU 76 D CU 77 X FF 90 2-0 20 1B 2-H 1B		C CU 76 F CU 78 B FF 91 B FF 91 B CU 79 B FF 92 4-2 8 G6-4-3 BB		B SI 95 X SI 96 1-0 1-H HR		B FF 92 F SI 92 B FF 92 X SI 92 2-1 P4	4	1	3	3	1	0	0
8 Ryan Braun, R (1, 7) OBP: 0.378, SLG: 0.533	B CH 85 B SI 91 F SI 91 B FF 92 B SI 91 4-1 20 F7 2-3 BB		B SI 91 B FF 91 C FF 90 B FF 91 X SI 92 3-1 F9		X CH 84 0-0 G6-4-3 1-2f		C SI 97 X SL 87 0-1 20 G6-4-3 1B		X FF 91 0-0 G4-3	4	0	1	0	1	0	2
20 Jonathan Lucroy, R (1, 2) OBP: 0.357, SLG: 0.484	B FF 91 X FF 91 1-0 F7 1-2		B FF 90 B CH 83 X SI 92 2-0 1-2 1B			B FF 90 B SI 90 C CH 84 B CH 86 X FF 92 3-1 14 HR 1B	1 SAFE B SI 95 B SI 95 B SI 95 C SI 94 X SI 95 3-1 G6-4-3 1-2f			4	1	2	0	0	0	3
33 Chris Carter, R (1, 3) OBP: 0.314, SLG: 0.498	B FF 91 X SI 91 1-0 L1		T FF 91 F FF 92 B CU 78 S CU 78 1-3 K			C FF 92 B FF 91 C FF 91 B FF 91 F FF 92 B FF 92 F FF 93 S CH 85 3-3 K		B FF 89 X SL 84 1-0 14 SH1-3 2B		4	0	1	0	0	2	5
14 Hernán Pérez, R (1, 9) OBP: 0.293, SLG: 0.409 10 Kirk Nieuwenhuis, L (8, 8) OBP: 0.326, SLG: 0.384		C FF 90 X CU 77 0-1 G3-1		C FF 90 F FF 91 S FF 89 0-3 K		B SI 91 X FF 92 1-0 1-H HR		B SI 91 F SL 85 X FF 92 1-1 SH1-3 2-3		3 0	1 0	1 0	2 0	0 0	1 0	0 0
15 Will Middlebrooks, R (1, 5) OBP: 0.250, SLG: 0.250		F FF 91 B CH 86 S CH 86 B FF 93 B CU 79 X SI 93 3-2 18 G6-4-3 1B		C FF 90 F FF 91 B FF 90 B CU 78 X CH 85 2-2 G6-3		X CH 85 0-0 L8		C FF 92 F SI 91 F CH 89 B SI 92 D CU 78 S FF 93 2-3 K		4	0	1	0	0	1	1
18 Ramón Flores, L (1, 8) OBP: 0.311, SLG: 0.286 (8, 9)		B FF 92 C FF 92 C FF 92 B CU 78 X FF 93 2-2 G6-4-3 1-2f		S FF 92 B FF 90 F FF 92 B CU 78 B FF 92 B FF 93 4-2 BB		F FF 90 F CU 77 F FF 92 X CU 78 0-2 L7		I IN 75 I IN 72 I IN 72 I IN 73 4-0 IBB		2	0	0	0	2	0	1
27 Zach Davies, R (1, 1) OBP: 0.071, SLG: 0.071 59 Carlos Torres, R (7, 1) 13 Will Smith, R (7, 1) 2 Scooter Gennett, L (8, PH) OBP: 0.333, SLG: 0.417 37 Tyler Thornburg, R (8, 1) 21 Jeremy Jeffress, R (9, 1)			S SI 90 C SI 90 B CU 77 B SI 92 F FF 92 X FF 93 2-2 G6-3	B SI 91 X SI 91 1-0 G5-3			C SI 95 X SI 96 0-1 E3 9 HR	B CU 70 F FF 90 X CU 77 1-1 G4-3		3 0 0 1 0 0	1 0 0 0 0 0	0 0 0 0 0 0	0 0 0 0 0 0	0 0 0 0 0 0	0 0 0 2 0 0	1 0 0 0 0 0

| Inning Stats | | |

BOTTOM

Batter	1	2	3	4	5	6	7	8	9	AB	R	H	RBI	BB	SO	LOB
9 Ben Revere, L (1, 8) OBP: 0.273, SLG: 0.290	C SI 92 X SI 92 0-1 ① G6-3		B FC 88 B FC 88 X SI 90 2-0 28 CS 1B		C SI 90 B SI 91 X CH 80 1-1 ② F7		B CH 79 C SI 87 X SI 87 1-1 28 BB 1B 1-3 2-H		B SI 94 X SI 96 1-0 ③ G3	5	0	2	1	0	0	1
28 Jayson Werth, R (1, 7) OBP: 0.341, SLG: 0.420	C SI 92 C SI 92 B SI 92 B FC 88 B FC 86 X SI 92 3-2 34 G3-6-3 1B		1 SAFE C FC 87 1 SAFE 1 SAFE B FC 86 B SI 92 B FC 87 C SI 91 B SI 91 4-2 ② 34 1B 1-2 BB		B CU 73 B FC 85 C SI 90 B SI 90 C FC 86 F SI 91 F CH 79 X FC 87 3-2 ③ P4		B FC 90 B FF 92 B FC 89 C FC 89 F FF 90 B FC 89 4-2 1-2 BB			2	0	1	0	2	0	0
34 Bryce Harper, L (1, 9) OBP: 0.402, SLG: 0.487	F SI 91 X CH 80 0-1 ② ③ G3-6-3 1-2f		D CH 79 X CH 80 1-0 1-3 1B			B CU 73 C FC 87 X FC 85 1-1 ① G3	C SL 81 B FF 93 S SL 81 C FF 94 1-3 ③ K			4	0	1	0	0	1	4
20 Daniel Murphy, L (1, 4) OBP: 0.388, SLG: 0.581		B SI 92 S CH 80 F FC 87 X CH 79 1-2 40 G6-3 6 1B 1B	X CU 73 0-0 ③ F7			C SI 88 B FC 87 X CU 72 1-1 ② G1-3		B FF 94 B FF 93 C FF 93 X FF 93 2-1 ① 2B		4	1	2	0	0	0	2
40 Wilson Ramos, R (1, 2) OBP: 0.390, SLG: 0.554		F SI 91 B CU 73 B CU 73 F SI 89 F CH 78 B SI 90 X FC 85 3-2 ① G6-3 1-2		X FC 84 0-0 ① G6-3		C FC 86 F SI 90 C SI 90 0-3 ③ K		B CU 76 C FF 95 B FF 96 C FF 95 B CU 80 F FF 95 F FF 95 X FF 95 3-2 ② L9		4	0	0	0	0	1	1
11 Ryan Zimmerman, R (1, 3) OBP: 0.278, SLG: 0.388		X FC 85 0-0 ② G2-3		B SI 89 B FC 84 B FC 84 C SI 89 X SI 91 3-1 1B			B CU 72 B FC 84 X SI 90 2-0 ① F9	C FF 96 F FF 95 F CU 80 X FF 94 0-2 ③ F8		4	0	1	0	0	0	1
6 Anthony Rendon, R (1, 5) OBP: 0.346, SLG: 0.407		C FC 84 D SI 90 B FC 84 C SI 90 B SI 91 F FC 85 X SI 91 3-2 2-H 1B		B SI 90 C FC 86 C FC 86 S CU 74 1-3 ② K			C SI 89 X CU 74 0-1 ② F7		B SI 96 C SI 96 B SI 96 B SI 95 X SI 95 3-1 25 G1-6-3 8 1B 1B	4	0	2	1	0	1	1
8 Danny Espinosa, S (1, 6) OBP: 0.343, SLG: 0.478		C FC 87 S FC 88 B CH 79 S CH 80 1-3 ③ K		X CH 80 0-0 ③ G6-3			C CU 72 X CU 72 0-1 10 9 1B 1B		X SI 95 0-0 25 G1-6-3 1-2 1B	4	1	2	0	0	1	2
47 Gio González, R (1, 1) OBP: 0.143, SLG: 0.154 45 Blake Treinen, R (7, 1) 10 Stephen Drew, L (7, PH) OBP: 0.316, SLG: 0.541 18 Matt Belisle, R (8, 1) 25 Clint Robinson, L (9, PH) OBP: 0.271, SLG: 0.369			C SI 90 X FC 86 0-1 ① G3		S FC 85 X SI 89 0-1 ① G4-3		B CH 78 B SI 90 C SI 89 F CH 79 F FC 85 X SI 91 2-2 9 1B 1-2 1B		X SI 95 0-0 ① ② G1-6-3 1-2f 2-3	2 0 1 0 1	0 0 0 0 0	0 0 1 0 0	0 0 0 0 0	0 0 0 0 0	0 0 0 0 0	0 0 0 0 2
Inning Stats	R: 0 E: 0 K: 0 S: 7 H: 1 LOB: 0 BB: 0 P: 10	R: 1 E: 0 K: 1 S: 15 H: 2 LOB: 1 BB: 0 P: 23	R: 0 E: 0 K: 0 S: 7 H: 2 LOB: 2 BB: 1 P: 14	R: 0 E: 0 K: 1 S: 7 H: 1 LOB: 1 BB: 0 P: 11	R: 0 E: 0 K: 0 S: 9 H: 0 LOB: 0 BB: 0 P: 13	R: 0 E: 0 K: 1 S: 7 H: 0 LOB: 0 BB: 0 P: 9	R: 1 E: 0 K: 1 S: 16 H: 3 LOB: 3 BB: 1 P: 26	R: 0 E: 0 K: 0 S: 11 H: 1 LOB: 0 BB: 0 P: 16	R: 0 E: 0 K: 0 S: 5 H: 2 LOB: 1 BB: 0 P: 9	1B: 11 2B: 1 3B: 0 HR: 0 SF: 0 SAC: 0 DP: 2 HBP: 0						

PITCHER		IP	WLS	BF	H	R	ER	SO	BB	IBB	HBP	BLK	WP	HR	S	P	ERA	WHIP
27 Zach Davies, R ERA: 4.1	(1, 1)	6.2	W	28	9	2	2	3	1	0	0	0	0	0	63	96	2.70	1.500
59 Carlos Torres, R ERA: 3.29	(7, 1)	0.0		1	0	0	0	0	1	0	0	0	0	0	2	6	∞	∞
13 Will Smith, L ERA: 1.84	(7, 1)	0.1	H	1	0	0	0	1	0	0	0	0	0	0	3	4	0.00	0.000
37 Tyler Thornburg, R ERA: 2.76	(8, 1)	1.0	H	3	1	0	0	0	0	0	0	0	0	0	11	16	0.00	1.000
21 Jeremy Jeffress, R ERA: 2.45	(9, 1)	1.0	S	4	2	0	0	0	0	0	0	0	0	0	5	9	0.00	2.000

PITCHER	IP	WLS	BF	H	R	ER	SO	BB	IBB	HBP	BLK	WP	HR	S	P	ERA	WHIP

Milwaukee Brewers @ Washington Nationals

Nationals Park, Washington, DC

Tue Jul 05 2016, 7:08 PM - 9:55 PM EDT

Att. 25,138 - Partly Cloudy - 89 F

livebaseballscorecards.com

AB	35
R	2
H	12
RBI	2
BB	2
SO	4
LOB	14

WP: 0	PA: 37		
PB: 0			
SB: 0			
CS: 1			

Batter	1	2	3	4	5	6	7	8	9	AB	R	H	RBI	BB	SO	LOB
5 Jonathan Villar, S (1, 6) OBP: 0.380, SLG: 0.422	C FF 90 B SI 90 S CH 83 B FF 92 C SI 93 2-3 ① K		B CH 83 X CH 84 1-0 2 20 1B 1B 1-2 2-3 1B		C SI 90 B SI 90 C SI 91 B SI 91 B SL 87 B SI 92 4-2 2 G4-6-3 BB			F SI 94 S KC 80 X KC 80 0-2 33 S 2B		3	1	2	0	1	1	0
2 Scooter Gennett, L (1, 4) OBP: 0.332, SLG: 0.414	B SI 92 B SI 90 F SI 91 B CH 83 X SI 90 3-1 ② L8		B SI 91 X CU 75 1-0 20 1B 33 S 1B 1-2 2-H 3-H		1 SAFE 1 SAFE X SI 90 0-0 ② ③ G4-6-3 1-2f			X SI 93 0-0 ① L7		4	1	1	2	0	0	2
20 Jonathan Lucroy, R (1, 2) OBP: 0.359, SLG: 0.484	C SI 92 F SI 91 X FF 94 0-2 ③ L8		2 SAFE B SL 84 X SL 84 1-0 33 S 1B 1-3 2-H			B SI 90 C SI 90 F CH 83 F FF 93 F CU 77 B CU 78 B CH 84 X SI 93 3-2 33 G6-4-3 1B		B FF 93 F FF 92 F FF 93 B FF 94 S FF 93 2-3 ② K		4	0	2	1	0	1	1
33 Chris Carter, R (1, 3) OBP: 0.310, SLG: 0.491		C FF 90 F SI 89 F SI 91 F CH 84 S FF 90 0-3 ① K	S SL 83 B SI 92 1 SAFE S SL 84 F SI 92 1 SAFE S FF 92 1-3 ② K 1-2 3-H			B SL 84 C SI 90 B CH 84 T SL 83 D SL 84 X SI 93 3-2 ① ② G6-4-3 1-2f		B FF 92 S FF 93 F FF 94 T FF 95 1-2 ③ K 2-3		4	0	0	0	0	3	3
Aaron Hill, R (1, 5) OBP: 0.359, SLG: 0.421		B FF 92 C SI 91 X FF 90 1-1 ② F7	B SI 91 S SL 85 F SI 91 S SI 92 1-3 ③ K			B SI 93 S SI 92 B FF 93 X SL 85 2-1 1B			C FF 91 F FF 91 F FF 91 B FF 92 S FF 92 1-3 ① K	4	0	1	0	0	2	1
10 Kirk Nieuwenhuis, L (1, 8) OBP: 0.320, SLG: 0.376		B SI 90 F SI 91 C CU 77 B CU 78 X FF 93 2-2 ③ P3		B CU 77 C CH 83 F SI 91 B SI 90 X CU 78 2-2 ① P6		C SI 90 C SI 91 S CU 75 0-3 ③ K			C FF 92 S FS 85 B FF 91 C FF 91 1-3 ② K	4	0	0	0	0	2	1
14 Hernán Pérez, R (1, 9) OBP: 0.294, SLG: 0.408 24 Andy Wilkins, L (9, PH)			C SI 90 B SL 85 S SL 85 B CH 84 F SI 92 F FF 94 X SI 92 2-2 5 1B 18 1B 2 1B 1B	X SL 86 0-0 ② G6-3			B FF 91 X SL 84 1-0 ① F9		B FF 92 F FF 92 B FF 92 X FS 85 2-1 E4 18 DI	3 1	1 0	1 0	0 0	0 0	0 0	0 0
18 Ramón Flores, L (1, 7) OBP: 0.310, SLG: 0.286			X SI 89 0-0 5 1B 2 1B 1-2 1B	B CU 76 F SI 91 F SL 84 X FF 93 1-2 ③ P2			C CU 76 B SI 93 X SI 92 1-1 ② G4-3		B FF 90 C FF 92 F FF 92 S FS 86 1-3 ③ K 1-2	4	1	1	0	0	1	1
22 Matt Garza, R (1, 1) OBP: 0.125, SLG: 0.125 54 Michael Blazek, R (5, 1) 7 Jake Elmore, R (7, PH) OBP: 0.200, SLG: 0.111 59 Carlos Torres, R (7, 1)			C SI 90 M CU 74 L CU 75 0-3 ① K		B SI 89 X SI 90 1-0 ① G1-3		C SI 93 X SI 93 0-1 ③ F8			2 0 0 1 0	0 0 0 0 0	0 0 0 0 0	0 0 0 0 0	1 0 0 0 0	2 0 0 0 0	
Inning Stats	R: 0 E: 0 K: 1 S: 8 H: 0 LOB: 0 BB: 0 P: 13	R: 0 E: 0 K: 1 S: 10 H: 0 LOB: 0 BB: 0 P: 13	R: 4 E: 0 K: 3 S: 19 H: 5 LOB: 1 BB: 0 P: 26	R: 0 E: 0 K: 0 S: 7 H: 0 LOB: 0 BB: 0 P: 10	R: 0 E: 0 K: 0 S: 4 H: 0 LOB: 0 BB: 1 P: 9	R: 0 E: 0 K: 1 S: 13 H: 2 LOB: 1 BB: 0 P: 21	R: 0 E: 0 K: 0 S: 5 H: 0 LOB: 0 BB: 0 P: 7	R: 0 E: 0 K: 2 S: 10 H: 1 LOB: 1 BB: 0 P: 13	R: 0 E: 1 K: 3 S: 12 H: 0 LOB: 1 BB: 0 P: 17	1B: 7 2B: 1 3B: 0 HR: 0 SF: 0 SAC: 0 DP: 2 HBP: 0						

PITCHER		IP	WLS	BF	H	R	ER	SO	BB	IBB	HBP	BLK	WP	HR	S	P	ERA	WHIP
57 Tanner Roark, R ERA: 3.07	(1, 1)	7.0	W	27	7	4	4	6	1	0	0	0	0	0	66	99	5.14	1.143
36 Sammy Solís, L ERA: 2.15	(8, 1)	0.1	H	2	1	0	0	0	0	0	0	0	0	0	4	4	0.00	3.000
27 Shawn Kelley, R ERA: 2.76	(8, 1)	0.2	H	2	0	0	0	2	0	0	0	0	0	0	6	9	0.00	0.000
58 Jonathan Papelbon, R ERA: 3.04	(9, 1)	1.0	S	4	0	0	0	3	0	0	0	0	0	0	12	17	0.00	0.000

PITCHER	IP	WLS	BF	H	R	ER	SO	BB	IBB	HBP	BLK	WP	HR	S	P	ERA	WHIP

TOP

Milwaukee Brewers @ Washington Nationals

Nationals Park, Washington, DC

Wed Jul 06 2016, 4:07 PM - 6:53 PM EDT

Att. 26,330 - Partly Cloudy - 91 F

livebaseballscorecards.com

AB	34
R	4
H	8
RBI	3
BB	1
SO	11
LOB	11

PA: 35

WP: 0
PB: 0
SB: 3
CS: 0

Milwaukee Brewers @ Washington Nationals

Nationals Park, Washington, DC

Wed Jul 06 2016, 4:07 PM - 6:53 PM EDT

Att. 26,330 - Partly Cloudy - 91 F

livebaseballscorecards.com

BOTTOM

Batter	1	2	3	4	5	6	7	8	9	AB	R	H	RBI	BB	SO	LOB
9 Ben Revere, L (1, 8) OBP: 0.273, SLG: 0.289	C FF 90 B SI 91 F SI 90 X FF 92 1-2 28 1B 34 HR 1B	B SI 90 X FF 91 1-0 ② G6-3		B CU 72 X CH 82 1-0 ① B2-3		C SI 90 C CU 77 F SL 83 X FF 93 0-2 ①② G1-6-3 1-2f				4	1	1	0	0	0	1
28 Jayson Werth, R (1, 7) OBP: 0.343, SLG: 0.424	B FF 90 B FF 90 B FF 91 C FF 90 X SI 89 3-1 34 HR 1-2 1B	C CU 74 B SL 82 B SL 83 C FF 92 X FF 93 2-2 2B		B SL 82 B FF 92 B FF 92 X FF 92 3-0 ② F9		B FF 95 C CU 79 B CU 80 S FF 94 B FF 94 C CU 78 3-3 ③ K				4	1	2	0	0	1	0
20 Daniel Murphy, L (1, 4) OBP: 0.384, SLG: 0.574	S CU 73 F CH 83 B FF 91 X FF 91 1-2 ① F7	B FF 92 B CH 83 X CU 73 2-0 ③ G6-3		C FF 93 B SL 82 B CU 75 X FF 92 2-1 ③ G4-3			B FC 89 B FC 89 F FC 88 F FC 90 X FF 91 2-2 ① G3			4	0	0	0	0	0	3
34 Bryce Harper, L (1, 9) OBP: 0.400, SLG: 0.495	F SI 91 D CH 84 X CH 85 1-1 1-H 2-H HR	B CU 72 X FF 91 1-0 ① G3	B CU 72 B FF 90 B FF 90 C FF 91 F FF 91 F FF 93 X SL 83 3-2 ① G3-1				X FF 90 0-0 ② G4-3			4	1	1	3	0	0	0
6 Anthony Rendon, R (1, 5) OBP: 0.347, SLG: 0.409	B FF 92 F FF 90 C FF 91 S SL 83 1-3 ② K	C SL 83 X SL 82 0-1 ② G6-3	F SL 82 H SI 91 1-1 11 HR HBP				X FF 92 0-0 2B			3	1	1	0	0	1	0
11 Ryan Zimmerman, R (1, 3) OBP: 0.284, SLG: 0.402	C FF 91 B FF 92 B SL 83 F SL 83 B FF 93 X FF 92 3-2 1B	B SI 92 C FF 91 B FF 91 B SL 81 B FF 91 4-1 10 WP 10 2B BB	B FF 91 X SL 81 1-0 1-H HR			C FF 93 S CU 83 B FC 84 X FF 93 1-2 ③ F9				3	2	2	2	1	0	1
10 Stephen Drew, L (1, 6) OBP: 0.314, SLG: 0.539 58 Jonathan Papelbon, R (9, 1)	C FF 92 C FF 91 F CU 75 X CU 75 0-2 ③ G3	B CU 70 X FF 90 1-0 1-H 2B	B CU 76 F CU 76 X SL 83 1-1 ② G4-3					C FF 90 B FF 91 F CU 77 S FC 85 1-3 ① K		4 0	0 0	1 0	1 0	0 0	1 0	1 0
59 Jose Lobaton, S (1, 2) OBP: 0.295, SLG: 0.324		S FF 90 B FF 91 X SI 91 1-1 HR	I IN 79 I IN 78 I IN 80 I IN 82 4-0 IBB		S CU 75 B SI 93 B CU 76 F SL 84 S SL 85 2-3 ③ K			B FC 91 F FC 89 B FF 91 F FF 91 F FF 90 F CU 83 F CU 84 X FF 91 2-2 ② G3		3	1	1	1	1	1	0
57 Tanner Roark, R (1, 1) OBP: 0.158, SLG: 0.114 36 Sammy Solís, R (8, 1) 27 Shawn Kelley, R (8, 1) 8 Danny Espinosa, S (8, PH) OBP: 0.342, SLG: 0.476 (9, 6)		X SI 89 0-0 ① G5-3	B SL 82 B FF 90 F FF 93 B FF 94 C FF 93 C SL 84 3-3 ③ K			B FF 90 B FF 91 C FF 90 F FF 90 X SL 82 2-2 9 G1-6-3 1B		X FF 90 0-0 ③ G3-1		3 0 0 0 1	0 0 0 0 0	1 0 0 0 0	0 0 0 0 0	0 0 0 0 0	1 0 0 0 0	2 0 0 0 0
Inning Stats	R: 3 E: 0 K: 1 S: 21 H: 4 LOB: 1 BB: 0 P: 31	R: 1 E: 0 K: 0 S: 8 H: 2 LOB: 1 BB: 0 P: 14	R: 1 E: 0 K: 1 S: 8 H: 1 LOB: 2 BB: 2 P: 21	R: 0 E: 0 K: 0 S: 4 H: 0 LOB: 0 BB: 0 P: 10	R: 2 E: 0 K: 1 S: 11 H: 1 LOB: 0 BB: 0 P: 19	R: 0 E: 0 K: 1 S: 10 H: 1 LOB: 0 BB: 0 P: 15	R: 0 E: 0 K: 0 S: 8 H: 1 LOB: 1 BB: 0 P: 11	R: 0 E: 0 K: 1 S: 10 H: 0 LOB: 0 BB: 0 P: 13		1B: 4 2B: 3 3B: 0 HR: 3 SF: 0 SAC: 0 DP: 1 HBP: 1				WP: 1 PB: 0 SB: 0 CS: 0 PA: 36		

	AB	33
	R	7
	H	10
	RBI	7
	BB	2
	SO	5
	LOB	8

PITCHER		IP	WLS	BF	H	R	ER	SO	BB	IBB	HBP	BLK	WP	HR	S	P	ERA	WHIP
22 Matt Garza, R ERA: 5.54	(1, 1)	4.1	L	24	8	7	7	2	1	1	1	0	1	3	47	87	14.54	2.077
54 Michael Blazek, R ERA: 4.7	(5, 1)	1.2		5	1	0	0	2	0	0	0	0	0	0	15	23	0.00	0.600
59 Carlos Torres, R ERA: 3.14	(7, 1)	2.0		7	1	0	0	1	0	0	0	0	0	0	18	24	0.00	0.500

PITCHER	IP	WLS	BF	H	R	ER	SO	BB	IBB	HBP	BLK	WP	HR	S	P	ERA	WHIP

Batter	1	2	3	4	5	6	7	8	9	AB	R	H	RBI	BB	SO	LOB
9 Ben Revere, L (1, 8) OBP: 0.271, SLG: 0.296	B SI 98 C FF 98 X FF 99 1-1 P5		S CH 89 B SI 96 X SI 96 1-1 F8		B FF 95 X FF 94 1-0 G4-3		B SI 91 B SI 90 B SI 90 C SI 89 F SI 90 F SI 90 C SI 91 3-3 K			4	0	0	0	0	1	1
28 Jayson Werth, R (1, 7) OBP: 0.342, SLG: 0.418	B FF 98 C SI 98 C FF 98 F SL 93 B FF 96 C FF 99 2-3 K		C SL 89 B SL 91 X SL 90 1-1 20 2B 1B		C FF 93 C FF 93 B SL 86 B SL 91 B FF 94 B SI 92 4-2 BB			C SI 90 C SI 91 F SI 92 F SI 92 F CU 74 B SI 90 B SI 91 B SI 91 F SI 90 3-2 F SI 91 F CU 72 X SI 91 F9		3	1	1	0	1	1	0
20 Daniel Murphy, L (1, 4) OBP: 0.382, SLG: 0.579	F FF 98 S SI 98 X SL 90 0-2 F8		C CH 89 D SL 89 B FF 97 B FF 98 1 SAFE X FF 98 3-1 1-H 2B		C FF 92 B SI 93 F CU 76 F FF 96 C FF 92 1-3 K			C SI 91 C SI 90 C SI 91 0-3 K		4	0	1	1	0	2	1
34 Bryce Harper, L (1, 9) OBP: 0.398, SLG: 0.498		C SI 97 F FF 97 F FF 98 F SL 90 B FF 99 S SL 90 1-3 K	B CH 90 F SL 89 F FF 97 B FF 98 B CH 90 F SL 91 B CH 89 4-2 40 G6-4-3 BB			X SI 90 0-0 G2-3		C SI 91 S CU 72 B CU 73 F SI 91 X SI 89 1-2 E1		3	0	0	0	1	1	0
40 Wilson Ramos, R (1, 2) OBP: 0.386, SLG: 0.544		X SI 97 0-0 25 HR 1B	X SL 89 0-0 G6-4-3 1-2f			C SI 90 B SI 93 B CU 77 F SL 88 B SI 93 X SL 86 3-2 F7		C SL 89 F SI 90 B SI 88 S SI 90 1-3 K2-3		4	1	1	0	0	1	3
25 Clint Robinson, L (1, 3) OBP: 0.288, SLG: 0.433		B SI 98 S CH 91 X FF 97 1-1 1-H HR	B SL 89 B SI 96 B SI 96 C FF 96 D CH 90 4-1 6 G6-3 BB			C SI 93 B CU 78 X CU 79 1-1 G5-3			X CH 84 0-0 F9	3	1	1	2	1	0	0
6 Anthony Rendon, R (1, 5) OBP: 0.348, SLG: 0.416		B FF 99 F FF 98 C FF 98 B SL 91 B SL 91 B FF 100 4-2 BB	F SL 89 B SL 90 F FF 98 D CU 82 F FF 96 F FF 94 X CU 84 2-2 G6-3 1-2				C SI 90 B SL 88 F SL 87 B FF 93 B CU 79 F SL 89 X CU 79 3-2 G5-3		C FF 91 B CU 77 B FF 91 C FF 92 C CH 83 2-3 K	3	0	0	0	1	1	1
8 Danny Espinosa, S (1, 6) OBP: 0.336, SLG: 0.464		F FF 97 1 SAFE B FF 97 1 SAFE C FF 96 B FF 98 F FF 99 C CU 81 2-3 K	S SL 89 S SL 90 S SL 88 0-3 K				B SI 92 B CU 78 C CU 78 B FF 92 S CU 79 B CU 79 4-2 37 SH3-4 BB		B FF 93 B CH 84 B FF 93 C FF 92 F CH 86 C CU 77 3-3 K	3	0	0	0	1	3	1
37 Stephen Strasburg, R (1, 1) OBP: 0.132, SLG: 0.132 27 Shawn Kelley, R (8, 1) 46 Oliver Pérez, L (8, 1) OBP: 0.667, SLG: 1.000 45 Blake Treinen, R (8, 1) 58 Jonathan Papelbon, R (9, 1)		C FF 98 B FF 98 F SL 91 S FF 98 1-3 K			X FF 94 0-0 G4-3		L SL 86 B SL 86 1 SAFE D CH 85 B SI 89 1 SAFE X FF 90 3-1 1-2 SH3-4			2 0 0 0 0	0 0 0 0 0	0 0 0 0 0	0 0 0 0 0	1 0 0 0 0	1 0 0 0 0	1 0 0 0 0

Inning Stats	1	2	3	4	5	6	7	8	9
	R: 0 E: 0 K: 1 S: 9	H: 0 LOB: 0 BB: 0 P: 12	R: 2 E: 0 K: 3 S: 17	H: 2 LOB: 1 BB: 1 P: 26	R: 1 E: 0 K: 0 S: 10	H: 2 LOB: 1 BB: 1 P: 19	R: 0 E: 0 K: 1 S: 9	H: 0 LOB: 0 BB: 1 P: 15	R: 0 E: 0 K: 1 S: 8	H: 0 LOB: 1 BB: 1 P: 14	R: 0 E: 0 K: 0 S: 6	H: 0 LOB: 0 BB: 0 P: 10	R: 0 E: 0 K: 1 S: 12	H: 0 LOB: 1 BB: 1 P: 25	R: 0 E: 1 K: 2 S: 19	H: 0 LOB: 1 BB: 0 P: 24	R: 0 E: 0 K: 2 S: 7	H: 0 LOB: 0 BB: 0 P: 12

PITCHER		IP	WLS	BF	H	R	ER	SO	BB	IBB	HBP	BLK	WP	HR	S	P	ERA	WHIP	PITCHER		IP	WLS	BF	H	R	ER	SO	BB	IBB	HBP	BLK	WP	HR	S	P	ERA	WHIP
34 Noah Syndergaard, R ERA: 2.56	(1, 1)	4.2	L	19	4	3	3	5	3	0	0	0	0	1	47	75	5.79	1.500																			
67 Seth Lugo, R ERA:	(5, 1)	2.0		8	0	0	0	1	2	0	0	0	0	0	20	39	0.00	1.000																			
39 Jerry Blevins, L ERA: 2.19	(7, 1)	1.1		5	0	0	0	3	0	0	0	0	0	0	23	31	0.00	0.000																			
62 Erik Goeddel, R ERA: 3.97	(9, 1)	1.0		3	0	0	0	2	0	0	0	0	0	0	7	12	0.00	0.000																			

Washington Nationals @ New York Mets

Citi Field, Flushing, NY

Fri Jul 08 2016, 7:48 PM - 11:01 PM EDT

Att. 35,030 - Cloudy - 74 F

TOP

livebaseballscorecards.com

AB	29
R	3
H	4
RBI	3
BB	5
SO	11
LOB	8

1B: 2 2B: 1 3B: 0 HR: 1	SF: 0 SAC: 1 DP: 1 HBP: 0	WP: 0 PB: 0 SB: 0 CS: 0	PA: 35
---	---	---	---

BOTTOM

Washington Nationals @ New York Mets

Citi Field, Flushing, NY

Fri Jul 08 2016, 7:48 PM - 11:01 PM EDT

Att. 35,030 - Cloudy - 74 F

livebaseballscorecards.com

Batter	1	2	3	4	5	6	7	8	9	AB	R	H	RBI	BB	SO	LOB
7 José Reyes, S (1, 5) OBP: 0.278, SLG: 0.529	C FF 96 F FF 96 B FF 96 X SL 92 1-2 ① G3		C CU 84 B FF 95 B SL 91 C SL 90 B FF 96 C CU 84 3-3 ③ K		C FF 96 F CU 83 X CU 82 0-2 ③ G4-3			F FF 93 B FF 95 X FF 94 1-1 12 G4-6-3 2-3 1B		4	0	1	0	0	1	1
3 Curtis Granderson, L (1, 9) OBP: 0.337, SLG: 0.459	B FF 96 B FF 96 B FF 96 B FF 96 4-0 BB			B CU 83 C CH 89 B SL 90 B FF 95 B FF 96 4-1 BB		B FF 95 C FF 96 C SL 91 S FF 97 1-3 ① K		1 SAFE B SI 92 C SL 78 B SL 78 B SI 93 X SI 92 3-1 ① L6		2	0	0	0	2	1	2
52 Yoenis Cespedes, R (1, 8) OBP: 0.372, SLG: 0.583 12 Juan Lagares, R (4, 8) OBP: 0.304, SLG: 0.396	B FF 97 C FF 96 C FF 96 B CU 83 B FF 96 T FF 97 3-2 ② K			B FF 96 F FF 95 L FF 96 X FF 96 1-2 ① L6		C SI 96 B SL 91 F FF 96 S CH 90 1-3 ② K2-3		B SI 97 F SI 96 X SI 98 1-1 ② ③ G4-6-3 1-2f		1 3	0 0	0 0	0 0	0 0	1 1	1 3
20 Neil Walker, S (1, 4) OBP: 0.328, SLG: 0.439 39 Jerry Blevins, L (7, 1) 62 Erik Goeddel, R (9, 1) 16 Alejandro De Aza, L (9, PH) OBP: 0.234, SLG: 0.265	X FF 96 0-0 ③ G3			C SL 89 B CU 82 F FF 95 F FF 96 S CU 83 1-3 ② K		X FF 96 0-0 ③ P5			B FF 91 F FF 91 S FF 92 C FF 92 1-3 ① K	3 0 0 1	0 0 0 0	0 0 0 0	0 0 0 0	0 0 0 0	1 0 0 1	2 0 0 0
28 James Loney, L (1, 3) OBP: 0.336, SLG: 0.444 67 Seth Lugo, R (5, 1) 55 Kelly Johnson, L (7, 4) OBP: 0.311, SLG: 0.372		F FF 95 C SL 90 F FF 96 B CH 89 S SL 92 1-3 ① K		F CH 89 B SL 90 B CH 89 F FF 96 X CU 83 2-2 ③ G6-3			C FF 94 B CU 83 F CU 82 X FF 96 1-2 ① G1-3		B FF 92 X FF 91 1-0 ② F7	2 0 2	0 0 0	0 0 0	0 0 0	0 0 0	1 0 0	1 0 0
13 Asdrúbal Cabrera, S (1, 6) OBP: 0.324, SLG: 0.434		C CU 83 S SL 92 B FF 97 S CU 83 1-3 ② K			F FF 93 B CU 83 B SI 95 F FF 96 B CU 83 X SL 89 3-2 HR		S FF 95 B CH 89 T FF 95 X FF 96 1-2 ② F8		B FF 91 B FS 86 B FF 93 C FF 91 X FF 92 3-1 ③ F7	4	1	1	1	0	1	0
9 Brandon Nimmo, L (1, 7) OBP: 0.349, SLG: 0.359		F FF 96 B SL 90 B CH 89 X FF 97 2-1 ③ G4-3			B FF 95 X SI 95 1-0 1B		F FF 95 C CU 83 B CU 82 B CH 89 B FF 95 F FF 96 B CU 83 4-2 BB			2	0	1	0	1	0	0
44 René Rivera, R (1, 2) OBP: 0.271, SLG: 0.320			B FF 96 B SL 90 X FF 95 2-0 ① F8		X FF 96 0-0 ① L9		B FF 94 C FF 95 F FF 95 D CU 84 B FF 96 F FF 97 F FF 95 X FF 95 3-2 ③ G6-3			3	0	0	0	0	0	2
34 Noah Syndergaard, L (1, 1) OBP: 0.237, SLG: 0.382 4 Wilmer Flores, R (5, 3) OBP: 0.320, SLG: 0.457			C FF 96 S SL 91 S CU 86 0-3 ② K		B FF 96 F SL 89 S FF 96 F FF 96 1 SAFE S FF 96 1-3 ② K			F FF 93 X FF 94 0-1 7 1B 2B		1 2	0 0	0 1	0 0	0 0	1 1	0 1
Inning Stats	R: 0 E: 0 K: 1 S: 7 H: 0 LOB: 1 BB: 1 P: 15	R: 0 E: 0 K: 2 S: 9 H: 0 LOB: 0 BB: 0 P: 13	R: 0 E: 0 K: 2 S: 7 H: 0 LOB: 0 BB: 0 P: 12	R: 0 E: 0 K: 1 S: 11 H: 0 LOB: 1 BB: 1 P: 19	R: 1 E: 0 K: 1 S: 12 H: 2 LOB: 1 BB: 0 P: 17	R: 0 E: 0 K: 2 S: 7 H: 0 LOB: 0 BB: 0 P: 9	R: 0 E: 0 K: 0 S: 14 H: 0 LOB: 1 BB: 1 P: 23	R: 0 E: 0 K: 0 S: 8 H: 2 LOB: 1 BB: 0 P: 13	R: 0 E: 0 K: 1 S: 6 H: 0 LOB: 0 BB: 0 P: 11	1B: 2 2B: 1 3B: 0 HR: 1 SF: 0 SAC: 0 DP: 1 HBP: 0						

	AB	30
	R	1
	H	4
	RBI	1
	BB	3
	SO	10
	LOB	13

PITCHER		IP	WLS	BF	H	R	ER	SO	BB	IBB	HBP	BLK	WP	HR	S	P	ERA	WHIP
37 Stephen Strasburg, R ERA: 2.62	(1, 1)	7.0	W	26	2	1	1	9	3	0	0	0	0	1	67	108	1.29	0.714
27 Shawn Kelley, R ERA: 2.76	(8, 1)	0.0		2	2	0	0	0	0	0	0	0	0	0	4	5	∞	∞
46 Oliver Pérez, L ERA: 4.94	(8, 1)	0.1	H	1	0	0	0	0	0	0	0	0	0	0	2	5	0.00	0.000
45 Blake Treinen, R ERA: 2.27	(8, 1)	0.2	H	1	0	0	0	0	0	0	0	0	0	0	2	3	0.00	0.000
58 Jonathan Papelbon, R ERA: 2.93	(9, 1)	1.0	S	3	0	0	0	1	0	0	0	0	0	0	6	11	0.00	0.000

PITCHER	IP	WLS	BF	H	R	ER	SO	BB	IBB	HBP	BLK	WP	HR	S	P	ERA	WHIP

Batter	1	2	3	4	5	6	7	8	9	AB	R	H	RBI	BB	SO	LOB
9 Ben Revere, L (1, 8) OBP: 0.269, SLG: 0.303	C SI 89 C CU 78 F FF 91 X SL 84 0-2 ① F7		B CH 86 C CH 85 B SL 82 X SL 83 2-1 20 1B 1-H 3B		B SI 87 B SI 86 F SI 87 C CH 82 B FF 87 X FF 87 3-2 ② G4-3		C FF 88 B CH 82 B FF 88 F CH 83 X CH 84 2-2 ② F7		B FF 91 X FF 90 1-0 ① G4-3	5	1	1	1	0	0	1
28 Jayson Werth, R (1, 7) OBP: 0.343, SLG: 0.413 18 Matt Belisle, R (9, 1)	B SL 83 B CU 76 X FF 90 2-0 ② P3		C FF 90 B FF 91 D CU 77 B FF 90 X FF 90 3-1 ① G5-3		C SL 82 B CU 77 B SL 82 B FF 87 B FF 87 4-1 20 2B BB		B FF 89 S FF 89 B CU 78 S SL 83 F FF 90 B FF 91 F SI 86 B CH 84 4-2 20 HR BB		C FF 91 C FF 93 F FF 93 F FF 93 X CU 77 0-2 ② G6-3 2-3	3 0	2 0	0 0	0 0	2 0	0 0	2 0
20 Daniel Murphy, L (1, 4) OBP: 0.388, SLG: 0.593	C CH 84 S CU 78 C FF 91 0-3 ③ K		F FF 90 C FF 91 X SL 83 0-2 34 G3 34 BLK 3-H 1B		1 SAFE B FF 90 1 SAFE C CH 84 X FF 89 1-1 1-H 2B		1 SAFE D SL 83 C CH 85 X FF 93 1-1 1-H HR		F FF 91 B FF 92 F FF 93 F FF 93 B FF 94 D CH 84 F FF 92 B CH 83 4-2 BB	4	1	3	4	1	1	0
34 Bryce Harper, L (1, 9) OBP: 0.401, SLG: 0.497		B CU 76 B SI 88 B FF 89 C SI 89 B SL 83 4-1 40 1B 40 S 25 SF8 BB	1 SAFE B FF 89 C FF 90 X CH 85 1-1 ② G3 1-3		I IN 66 I IN 64 I IN 66 I IN 66 4-0 IBB		X SL 83 0-0 40 S 1B		B CH 83 S FF 92 B FF 93 F CH 85 X FF 93 2-2 ③ L8	3	1	1	0	2	0	3
40 Wilson Ramos, R (1, 2) OBP: 0.384, SLG: 0.540		B SI 89 2 SAFE B CH 84 S SL 84 X SI 88 2-1 6 FC4-6 1-3 1B	C SL 84 D SL 84 B CH 85 X FF 90 2-1 ③ G6-3		X SL 82 0-0 ③ L6		1 SAFE S FF 92 F FF 92 1 SAFE D SL 84 D CH 84 F FF 92 F FF 92 S SL 84 2-3 ③ K 1-2			4	0	1	0	0	1	4
25 Clint Robinson, L (1, 3) OBP: 0.278, SLG: 0.419		B FF 90 D CH 85 X SI 90 2-0 ① SF8 3-H	B SL 84 X CH 82 1-0 ① G5-3		S CH 83 X CH 84 0-1 ① G4-3			B SL 82 C SL 83 C SL 84 X SL 84 1-2 ① P2		3	0	0	1	0	0	0
6 Anthony Rendon, R (1, 5) OBP: 0.344, SLG: 0.411		C SL 84 F FF 91 B FF 91 X FF 90 1-2 ② FC4-6 1-2f	X SL 81 0-0 ② G6-3		L FF 87 B FF 89 B SL 83 X SL 84 2-1 ② L7			F FF 92 C SL 83 S FF 92 0-3 ② K		4	0	0	0	0	1	1
8 Danny Espinosa, S (1, 6) OBP: 0.332, SLG: 0.457		1 SAFE 1 SAFE B SI 90 X SL 83 1-0 ③ B2-3	B CU 74 C SL 81 S FF 88 S FF 89 1-3 ③ K		S SL 82 F FF 89 B FF 89 B SL 83 F FF 88 F SL 83 S CU 77 2-3 ③ K			X FF 92 0-0 ③ L8		4	0	0	0	0	2	1
31 Max Scherzer, R (1, 1) OBP: 0.167, SLG: 0.150 73 Felipe Vázquez, L (8, 1) 14 Chris Heisey, R (9, PH) OBP: 0.298, SLG: 0.447 (9, 7)			B FF 89 C FF 89 B SL 83 B FF 92 B FF 89 4-1 9 3B BB		C FF 84 X SL 80 0-1 ① G6-3		X FF 86 0-0 ① G6-3		C FC 86 X CU 75 0-1 28 G6-3 2B	2 0 1	1 0 0	0 0 1	0 0 0	1 0 0	0 0 0	0 0 0
Inning Stats	R: 0 E: 0 K: 1 S: 8 H: 0 LOB: 0 BB: 0 P: 10	R: 1 E: 0 K: 0 S: 8 H: 1 LOB: 1 BB: 1 P: 18	R: 2 E: 0 K: 0 S: 12 H: 2 LOB: 1 BB: 1 P: 24	R: 0 E: 0 K: 1 S: 5 H: 0 LOB: 0 BB: 0 P: 7	R: 1 E: 0 K: 0 S: 9 H: 1 LOB: 2 BB: 2 P: 21	R: 0 E: 0 K: 1 S: 9 H: 0 LOB: 0 BB: 0 P: 13	R: 2 E: 0 K: 1 S: 16 H: 2 LOB: 1 BB: 1 P: 25	R: 0 E: 0 K: 1 S: 7 H: 0 LOB: 0 BB: 0 P: 8	R: 0 E: 0 K: 0 S: 15 H: 1 LOB: 2 BB: 1 P: 22	1B: 3 2B: 2 3B: 1 HR: 1 SF: 1 SAC: 0 DP: 0 HBP: 0						

TOP

Washington Nationals @ New York Mets

Citi Field, Flushing, NY

Sat Jul 09 2016, 7:18 PM - 10:30 PM EDT

Att. 36,953 - Cloudy - 69 F

livebaseballscorecards.com

AB	33
R	6
H	7
RBI	6
BB	6
SO	5
LOB	12

PITCHER		IP	WLS	BF	H	R	ER	SO	BB	IBB	HBP	BLK	WP	HR	S	P	ERA	WHIP
35 Logan Verrett, R ERA: 4.34	(1, 1)	6.2	L	29	4	5	5	3	4	1	0	1	0	0	59	107	6.75	1.200
59 Antonio Bastardo, L ERA: 4.91	(7, 1)	1.1		6	2	1	1	2	0	0	0	0	0	1	15	19	6.75	1.500
62 Erik Goeddel, R ERA: 3.65	(9, 1)	1.0		5	1	0	0	0	1	0	0	0	0	0	15	22	0.00	2.000

PITCHER	IP	WLS	BF	H	R	ER	SO	BB	IBB	HBP	BLK	WP	HR	S	P	ERA	WHIP

Washington Nationals @ New York Mets

Citi Field, Flushing, NY

Sat Jul 09 2016, 7:18 PM - 10:30 PM EDT

Att. 36,953 - Cloudy - 69 F

livebaseballscorecards.com

BOTTOM

Batter	1	2	3	4	5	6	7	8	9	AB	R	H	RBI	BB	SO	LOB
7 José Reyes, S (1, 5) OBP: 0.273, SLG: 0.450	B FF 92 B FF 94 B FF 94 B FF 94 4-0 3 E 3 1B 20 SF8 BB	B CU 78 X FF 95 1-0 ③ G3			F FF 93 F FF 95 S SL 89 0-3 ② K			C FF 96 X FF 97 0-1 ① F9		3	1	0	0	1	1	2
3 Curtis Granderson, L (1, 9) OBP: 0.339, SLG: 0.463	B FF 96 C CH 86 X FF 95 1-1 E7 20 SF8 1-3 1B		B FF 94 B CH 85 C FF 94 F FF 94 B FF 96 T FF 96 3-2 ① K		B CU 76 F FF 94 C CU 80 B FF 96 X FF 95 2-2 ③ F8			F FF 97 F FF 98 X FF 98 0-2 2B		4	0	2	0	0	1	1
20 Neil Walker, S (1, 4) OBP: 0.324, SLG: 0.434	F FF 97 C FF 97 D SL 90 X FF 96 1-2 ① SF8 2-3 3-H		F FF 95 B FF 94 F FF 96 B CH 88 X FF 97 2-2 ② F9			B FF 95 B CU 80 X FF 95 2-0 ① F9		F FF 97 B SL 83 X FF 95 1-1 ② L8		3	0	0	1	0	0	1
28 James Loney, L (1, 3) OBP: 0.336, SLG: 0.438 59 Antonio Bastardo, R (7, 1) 12 Juan Lagares, R (8, PH) OBP: 0.301, SLG: 0.393 62 Erik Goeddel, R (9, 1)	H FF 96 1-0 HBP		B CU 79 X FF 95 1-0 ③ F7			B FF 94 T CH 87 B FC 91 X FF 96 2-1 ② G4-3		C FF 96 B CH 87 S CH 88 B FF 97 B FF 95 S FF 96 3-3 ③ K		2 0 1 0	0 0 0 0	0 0 0 0	0 0 0 0	0 0 1 0	0 0 1 0	0 0 1 0
13 Asdrúbal Cabrera, S (1, 6) OBP: 0.321, SLG: 0.428	B CU 79 S FF 95 S FF 96 F FF 95 S CU 81 1-3 ② K			F FF 94 B FF 95 X CU 79 1-1 ① G4-3		S FF 94 B FF 95 F CU 78 B SL 90 B FF 96 F FF 96 X FF 96 3-2 ③ L3			B FF 90 F FF 91 X CU 74 1-1 ① F7	4	0	0	0	0	1	2
9 Brandon Nimmo, L (1, 7) OBP: 0.319, SLG: 0.326	S FF 96 D CU 81 C FF 96 S FF 97 1-3 ③ K			C CU 78 B CH 84 X CH 86 1-1 ② G3			S FF 93 C SL 88 B FF 96 S CH 86 1-3 ① K		F FF 90 B SI 85 F FF 91 S SL 86 1-3 ② K	4	0	0	0	0	3	2
18 Travis d'Arnaud, R (1, 2) OBP: 0.307, SLG: 0.344		B FF 94 C SL 86 S SL 88 F FF 95 B FF 95 F CH 86 X SL 88 2-2 ① F8		B FF 95 B CH 86 C SL 87 T SL 88 F FF 97 B FF 96 F FF 97 F FF 97 F SL 90 3-3 ③ K			S SL 86 S FF 95 S SL 85 0-3 ② K	F SL 82 B FF 94 B SL 84 S FF 93 B SL 85 F FF 92 B SI 90 4-2 16 DI BB		3	0	0	0	1	2	0
16 Alejandro De Aza, L (1, 8) OBP: 0.252, SLG: 0.276		B FF 94 C CU 78 F FF 95 B FF 96 F CU 79 X SL 89 2-2 1B			B FF 93 C FF 93 X CH 85 1-1 1B		B FF 95 B FF 94 C FF 95 F FF 95 B CH 83 B FF 96 4-2 BB		C SL 88 C SI 92 S FF 93 0-3 ③ K 1-2	3	0	2	0	1	1	1
35 Logan Verrett, R (1, 1) OBP: 0.083, SLG: 0.167 4 Wilmer Flores, R (7, 3) OBP: 0.319, SLG: 0.455		B FF 92 C FF 94 1 SAFE F FF 93 M SL 86 1-3 ② K			B FF 93 L FF 94 M SL 87 B SL 87 L FF 94 2-3 ① K		C SL 87 B SL 87 C SL 86 F FF 96 X CH 86 1-2 ③ L7			2 1	0 0	0 0	0 0	0 0	2 0	2 1

Inning Stats	1	2	3	4	5	6	7	8	9
	R: 1 E: 1 K: 2 S: 12 H: 1 LOB: 2 BB: 1 P: 21	R: 0 E: 0 K: 1 S: 13 H: 1 LOB: 1 BB: 0 P: 19	R: 0 E: 0 K: 1 S: 7 H: 0 LOB: 0 BB: 0 P: 13	R: 0 E: 0 K: 1 S: 11 H: 0 LOB: 0 BB: 0 P: 16	R: 0 E: 0 K: 2 S: 11 H: 1 LOB: 1 BB: 0 P: 16	R: 0 E: 0 K: 0 S: 7 H: 0 LOB: 0 BB: 0 P: 14	R: 0 E: 0 K: 2 S: 12 H: 0 LOB: 1 BB: 1 P: 18	R: 0 E: 0 K: 1 S: 10 H: 1 LOB: 1 BB: 0 P: 14	R: 0 E: 0 K: 2 S: 11 H: 0 LOB: 1 BB: 1 P: 17

	AB	R	H	RBI	BB	SO	LOB
	30	1	4	1	3	12	13

PITCHER		IP	WLS	BF	H	R	ER	SO	BB	IBB	HBP	BLK	WP	HR	S	P	ERA	WHIP
31 Max Scherzer, R ERA: 3.03	(1, 1)	7.0	W	27	3	1	0	9	2	0	1	0	0	0	73	117	0.00	0.714
73 Felipe Vázquez, L ERA: 5.09	(8, 1)	1.0		4	1	0	0	1	0	0	0	0	0	0	10	14	0.00	1.000
18 Matt Belisle, R ERA: 2.37	(9, 1)	1.0		4	0	0	0	2	1	0	0	0	0	0	11	17	0.00	1.000

PITCHER	IP	WLS	BF	H	R	ER	SO	BB	IBB	HBP	BLK	WP	HR	S	P	ERA	WHIP

1B: 3 2B: 1 3B: 0 HR: 0	SF: 1 SAC: 0 DP: 0 HBP: 1	WP: 0 PB: 0 SB: 0 CS: 0	PA: 35

Washington Nationals @ New York Mets

Citi Field, Flushing, NY

Sun Jul 10 2016, 1:11 PM - 3:52 PM EDT

Att. 35,778 - Partly Cloudy - 78 F

livebaseballscorecards.com

TOP

Batter	1	2	3	4	5	6	7	8	9	AB	R	H	RBI	BB	SO	LOB
7 Trea Turner, R (1, 4) OBP: 0.500, SLG: 0.571	B SI 94 X SI 95 1-0 ① F8	B CU 76 L CU 78 B CH 82 X SI 94 2-1 ③ F8 2-3		S CH 83 F CH 84 X SI 93 0-2 ③ F8			B CH 84 B SI 94 C CH 83 F CH 83 B SI 94 X SI 94 3-2 ② L9			4	0	0	0	0	0	3
28 Jayson Werth, R (1, 7) OBP: 0.348, SLG: 0.414	C SI 95 X SI 95 0-1 20 HR 1B		B CU 77 B SI 95 B SI 95 C SI 94 B SI 95 4-1 34 S 20 G5-3 40 1B BB		B CH 83 C CH 84 S SL 89 F SL 89 B SI 95 B CU 76 F SL 90 B SI 94 4-2 20 G4-6-3 BB		C SI 95 X CH 84 0-1 ③ F8			2	2	1	0	2	0	0
20 Daniel Murphy, L (1, 3) OBP: 0.387, SLG: 0.598	1 SAFE B SL 88 C CU 78 S CU 79 D CU 79 1 SAFE B SI 94 X CU 77 3-2 1-H HR		C SI 95 B SI 94 1 SAFE B SI 94 S SI 94 X SI 94 2-2 ① G5-3 1-2		X SI 94 0-0 ① ② G4-6-3 1-2f			X CU 71 0-0 ① P4		4	1	1	2	0	0	2
34 Bryce Harper, L (1, 9) OBP: 0.399, SLG: 0.491	B SI 96 C SI 96 X SL 89 1-1 ② F7		B SI 94 B SL 88 B SI 94 B SI 94 4-0 40 1B 40 1B 2-3 BB		X SL 90 0-0 ③ L6			B SI 91 C SI 90 B CU 73 B CH 83 C SI 90 X SI 91 3-2 ② F7		3	0	0	0	1	0	0
40 Wilson Ramos, R (1, 2) OBP: 0.382, SLG: 0.536	F SI 96 S SI 95 C CU 78 0-3 ③ K		1 SAFE B SI 92 X SI 93 1-0 ② 1-H 3-H 1B			C CH 83 B CH 84 X SI 95 1-1 ① F9 B SI 95 C CH 83 C SI 95 X CU 79 1-2 ② G6-3		B SL 84 X SL 84 1-0 ③ P6		4	0	1	1	0	1	0
6 Anthony Rendon, R (1, 5) OBP: 0.341, SLG: 0.406		B SI 94 C CU 78 F SI 95 S CU 78 1-3 ① K	C CU 78 F CU 78 B SI 94 B SI 94 B CU 77 C CU 76 3-3 ③ K						F FF 91 B SL 85 B SL 83 X FF 91 2-1 ① F8	4	0	0	0	0	2	1
3 Michael Taylor, R (1, 8) OBP: 0.272, SLG: 0.373 57 Tanner Roark, R (6, 1) OBP: 0.158, SLG: 0.114 10 Stephen Drew, L (9, PH) OBP: 0.308, SLG: 0.527 58 Jonathan Papelbon, R (9, 1)		B SI 95 B SI 95 B SI 95 B SI 94 4-0 47 FC1-5 8 1B BB	C CU 75 B SI 95 C CU 77 F SI 94 B CU 78 F CU 78 C SI 96 2-3 ① K			X CH 84 0-0 1B			C FF 94 B FF 91 X FF 92 1-1 ② F9	2 0 1 0	0 0 0 0	1 0 0 0	0 0 0 0	1 0 0 0	1 0 0 0	0 0 0 0
8 Danny Espinosa, S (1, 6) OBP: 0.334, SLG: 0.458		C CU 77 X SI 93 0-1 7 S 47 FC1-5 1-2 1B		X CU 78 0-0 47 SH1-4 1B		C SI 93 S SL 87 1 SAFE S SL 89 0-3 ③ K			L SL 86 B SL 86 B SL 86 F FF 91 S SL 85 2-3 ③ K	4	0	2	0	0	2	1
47 Gio González, R (1, 1) OBP: 0.138, SLG: 0.148 9 Ben Revere, L (6, 8) OBP: 0.268, SLG: 0.301		X SI 93 0-0 ② FC1-5 1-2 2-3f		B SI 91 1 SAFE S SI 92 X SI 93 1-1 ② SH1-4 1-2			B SI 93 C SI 93 C CU 78 X SI 95 1-2 ① G1-3			1 1	0 0	0 0	0 0	0 0	0 0	2 0
Inning Stats	R: 2 E: 0 K: 1 S: 11 H: 2 LOB: 0 BB: 0 P: 16	R: 0 E: 0 K: 1 S: 8 H: 1 LOB: 2 BB: 1 P: 15	R: 1 E: 0 K: 1 S: 8 H: 1 LOB: 1 BB: 2 P: 22	R: 0 E: 0 K: 1 S: 11 H: 1 LOB: 1 BB: 0 P: 14	R: 0 E: 0 K: 0 S: 6 H: 0 LOB: 0 BB: 1 P: 10	R: 0 E: 0 K: 1 S: 9 H: 1 LOB: 1 BB: 0 P: 11	R: 0 E: 0 K: 0 S: 8 H: 0 LOB: 0 BB: 0 P: 12	R: 0 E: 0 K: 0 S: 5 H: 0 LOB: 0 BB: 0 P: 9	R: 0 E: 0 K: 1 S: 7 H: 0 LOB: 0 BB: 0 P: 12	1B: 5 2B: 0 3B: 0 HR: 1	SF: 0 SAC: 1 DP: 1 HBP: 0					

	AB	30
	R	3
	H	6
	RBI	3
	BB	4
	SO	6
	LOB	9

WP: 0 PB: 0 SB: 2 CS: 0 PA: 35

PITCHER	IP	WLS	BF	H	R	ER	SO	BB	IBB	HBP	BLK	WP	HR	S	P	ERA	WHIP
32 Steven Matz, L (1, 1) ERA: 3.38	7.0	L	29	6	3	3	5	4	0	0	0	0	1	61	100	3.86	1.429
39 Jerry Blevins, L (8, 1) ERA: 2.13	0.2		2	0	0	0	0	0	0	0	0	0	0	4	7	0.00	0.000
43 Addison Reed, R (8, 1) ERA: 2.16	1.1		4	0	0	0	1	0	0	0	0	0	0	8	14	0.00	0.000

PITCHER	IP	WLS	BF	H	R	ER	SO	BB	IBB	HBP	BLK	WP	HR	S	P	ERA	WHIP

Batter	1	2	3	4	5	6	7	8	9	AB	R	H	RBI	BB	SO	LOB
7 José Reyes, S (1, 5) OBP: 0.308, SLG: 0.708	B SI 89 F FF 90 B FF 91 X FF 91 2-1 HR		C FF 90 B FF 90 X CH 85 1-1 HR		B SI 93 S FF 92 S FF 93 B FF 93 S CU 80 2-3 ② K		B SI 94 B SI 93 C SI 92 X SI 95 2-1 ③ G4-3			4	2	2	2	0	1	0
3 Curtis Granderson, L (1, 9) OBP: 0.338, SLG: 0.458	C FF 92 B CU 78 B SI 91 X FF 92 2-1 ① G6-3		C FF 93 B SI 91 X FF 93 1-1 ① G4-3		C FF 92 B CU 78 B SI 91 C FF 93 F FF 93 B FF 93 F FF 94 B FF 93 4-2 BB			C SI 91 C CU 78 B SI 94 B SI 94 X CU 78 2-2 ① F8		3	0	0	0	1	0	0
4 Wilmer Flores, R (1, 3) OBP: 0.317, SLG: 0.446	B CU 76 B CH 85 F CH 86 B FF 92 B CH 87 4-1 13 1B BB		F FF 93 B FF 92 B CU 80 X FF 93 2-1 ② F9		C FF 92 C CU 78 S CU 77 0-3 ③ K			X SI 93 0-0 ② F7		3	0	0	0	1	1	1
20 Neil Walker, S (1, 4) OBP: 0.323, SLG: 0.430	F SI 91 D FF 92 F SI 92 B CU 78 X CU 78 2-2 ② F8		F FF 93 B FF 94 S FF 93 B FF 93 B CU 80 B CU 79 4-2 BB			B FF 91 B CH 86 X SI 91 2-0 ① G5-3		S SI 93 F SI 94 S CU 79 0-3 ③ K		3	0	0	0	1	1	1
13 Asdrúbal Cabrera, S (1, 6) OBP: 0.320, SLG: 0.426	X SI 91 0-0 1-2 1B		B CU 78 C FF 92 X SI 92 1-1 ③ F8			F SI 93 S CU 79 B CU 79 B CU 79 X SI 92 2-2 ② G1-3			X FF 91 0-0 ① L8	4	0	1	0	0	0	1
12 Juan Lagares, R (1, 8) OBP: 0.302, SLG: 0.391 9 Brandon Nimmo, L (9, PH) OBP: 0.313, SLG: 0.318	B CU 78 F CH 85 B FF 93 B FF 92 S FF 93 F FF 92 S CU 79 3-3 ③ K		C SI 92 F SI 92 X FF 93 0-2 ① P3			B SI 91 C FF 92 F FF 91 B FF 92 X FF 92 2-2 1B			S FF 91 B FF 92 T FF 93 S FF 92 1-3 ② K	3 1	0 0	1 0	0 0	0 0	1 1	2 0
18 Travis d'Arnaud, R (1, 2) OBP: 0.305, SLG: 0.340		B SI 90 B FF 92 X FF 92 2-0 ① F8		B CU 78 B CH 86 C FF 91 S FF 93 F FF 92 X FF 94 2-2 ② F8		1 SAFE S SI 93 X SI 94 0-1 ③ G4-3			X FF 93 0-0 1B	4	0	1	0	0	0	1
16 Alejandro De Aza, L (1, 7) OBP: 0.252, SLG: 0.269		F FF 92 F FF 92 B FF 89 B CU 77 B CU 78 F SI 93 B SI 90 4-2 32 G4-3-6 BB		X FF 91 0-0 ③ G3-1			C SI 91 F CU 77 B SI 93 F SI 94 F SI 95 B CU 79 X CU 78 2-2 ① F8		F FF 92 C FS 86 B FF 92 F FF 93 B FF 93 B FF 94 S FS 88 3-3 ③ K	3	0	0	0	1	1	1
32 Steven Matz, R (1, 1) OBP: 0.161, SLG: 0.267 55 Kelly Johnson, L (7, PH) OBP: 0.309, SLG: 0.370 39 Jerry Blevins, L (8, 1) 43 Addison Reed, L (8, 1)		C SI 92 B SI 90 S SI 92 F SI 92 D CU 78 X SI 92 2-2 ②③ G4-3-6 1-2f			B SI 93 C SI 92 B FF 92 C FF 92 F FF 93 F FF 92 F SI 93 X FF 93 2-2 ① F8		C SI 95 S CU 78 S SI 94 0-3 ② K		2 1 0 0	0 0 0 0	0 0 0 0	0 0 0 0	0 0 0 0	0 1 0 0	1 0 0 0
Inning Stats	R: 1 H: 2 E: 0 LOB: 2 K: 1 BB: 1 S: 13 P: 26	R: 0 H: 0 E: 0 LOB: 0 K: 0 BB: 1 S: 8 P: 16	R: 1 H: 1 E: 0 LOB: 1 K: 0 BB: 1 S: 10 P: 19	R: 0 H: 0 E: 0 LOB: 0 K: 0 BB: 0 S: 8 P: 10	R: 0 H: 0 E: 0 LOB: 1 K: 2 BB: 1 S: 16 P: 24	R: 0 H: 1 E: 0 LOB: 1 K: 0 BB: 0 S: 9 P: 15	R: 0 H: 0 E: 0 LOB: 0 K: 1 BB: 0 S: 10 P: 14	R: 0 H: 0 E: 0 LOB: 0 K: 1 BB: 0 S: 7 P: 9	R: 0 H: 1 E: 0 LOB: 1 K: 2 BB: 0 S: 9 P: 13	1B: 3 SF: 0 2B: 0 SAC: 0 3B: 0 DP: 1 HR: 2 HBP: 0						

PITCHER		IP	WLS	BF	H	R	ER	SO	BB	IBB	HBP	BLK	WP	HR	S	P	ERA	WHIP
47 Gio González, L ERA: 4.7	(1, 1)	5.2	W	24	4	2	2	3	4	0	0	0	0	2	62	108	3.18	1.412
57 Tanner Roark, R ERA: 3.01	(6, 1)	2.1	H	7	0	0	0	2	0	0	0	0	0	0	19	25	0.00	0.000
58 Jonathan Papelbon, R ERA: 2.83	(9, 1)	1.0	S	4	1	0	0	2	0	0	0	0	0	0	9	13	0.00	1.000

PITCHER	IP	WLS	BF	H	R	ER	SO	BB	IBB	HBP	BLK	WP	HR	S	P	ERA	WHIP

BOTTOM

Washington Nationals @ New York Mets

Citi Field, Flushing, NY

Sun Jul 10 2016, 1:11 PM - 3:52 PM EDT

Att. 35,778 - Partly Cloudy - 78 F

livebaseballscorecards.com

AB	31
R	2
H	5
RBI	2
BB	4
SO	7
LOB	8

Pittsburgh Pirates @ Washington Nationals

Nationals Park, Washington, DC

Fri Jul 15 2016, 7:07 PM - 9:49 PM EDT

Att. 36,982 - Partly Cloudy - 90 F

livebaseballscorecards.com

TOP

Batter	1	2	3	4	5	6	7	8	9	AB	R	H	RBI	BB	SO	LOB
5 Josh Harrison, R (1, 4) OBP: 0.301, SLG: 0.368	F SI 95 X FF 94 0-1 ① G6-3			C FF 94 X CU 81 0-1 ① G6-3		B SL 88 S FF 95 S SI 95 X SL 89 1-2 ② F7		F FF 94 B FF 95 B FF 95 F FF 95 C CU 81 2-3 ③ K		4	0	0	0	0	1	1
23 David Freese, R (1, 3) OBP: 0.375, SLG: 0.471	B FF 95 B FF 95 B FF 96 C FF 95 B FF 96 4-1 22 G6-4-3 BB			F FF 95 B SL 88 F SI 95 B SL 88 F FF 95 X FF 94 2-2 ② L8		C SL 89 C CU 80 B CH 89 F FF 96 S CU 81 1-3 ③ K			B FF 92 C FF 91 C SL 82 F FF 94 B SL 84 X SL 84 2-2 1B	3	0	1	0	1	1	0
22 Andrew McCutchen, R (1, 8) OBP: 0.318, SLG: 0.424	F FF 96 B SL 88 S SL 89 F FF 95 F CH 88 X SL 89 1-2 ② ③ G6-4-3 1-2f			F FF 96 C FF 96 B CH 89 X FF 97 1-2 ③ G6-3			X SL 87 0-0 6 S 1B		C FF 92 B FF 94 F FF 92 B FF 92 T FF 93 2-2 ① K	4	0	1	0	0	1	2
6 Starling Marte, R (1, 7) OBP: 0.362, SLG: 0.457		B FF 94 X FF 95 1-0 ① F7			C CU 82 B SL 88 F SI 95 F SI 96 B SI 96 F CH 89 X FF 97 2-2 27 G6-3 17 S 10 1B 1B		B FF 94 F FF 93 C SL 87 F FF 94 1 SAFE B CU 80 F SL 90 S CH 87 2-3 ① K2-3 1-2		S SL 85 C FF 92 F FF 94 S FF 94 0-3 ② K	4	1	1	0	0	2	2
17 Matt Joyce, L (1, 9) OBP: 0.410, SLG: 0.541		X FF 94 0-0 ② F9			1 SAFE 1 SAFE C FF 93 1 SAFE B SL 90 B CH 86 B SL 89 X FF 94 3-1 ① P5 1-2		X CH 87 0-0 ② F9		C SL 83 B FF 93 F FF 93 B SL 85 S FF 92 2-3 ③ K	4	0	0	0	0	1	3
27 Jung Ho Kang, R (1, 5) OBP: 0.321, SLG: 0.500		C FF 95 F SL 90 B SL 91 S FF 96 1-3 ③ K			C FF 96 B SI 94 X SL 89 1-1 ② G6-3 2-3		X SL 90 0-0 ③ G6-3			3	0	0	0	0	1	2
10 Jordy Mercer, R (1, 6) OBP: 0.357, SLG: 0.378			B SL 90 X FF 95 1-0 ① G4-3		B SL 89 X FF 96 1-0 3-H 1B			B FF 95 X SI 94 1-0 ① L4		3	0	1	1	0	0	0
24 Eric Fryer, R (1, 2) OBP: 0.383, SLG: 0.429			B SI 94 C FF 95 B SL 87 F FF 95 X FF 95 2-2 ② F9		C SI 96 B CU 82 S FF 94 X FF 95 1-2 ③ P4			X SI 95 0-0 ② F7		3	0	0	0	0	0	1
47 Francisco Liriano, L (1, 1) OBP: 0.286, SLG: 0.314			C FF 95 S FF 94 B CU 82 F FF 96 C FF 96 1-3 ③ K			B SI 94 F SI 94 F SL 88 B CU 81 B FF 94 S FF 96 3-3 ① K		C CU 81 B CH 90 F SL 89 B CH 89 F FF 96 B CU 81 B SI 95 4-2 BB		2	0	0	0	0	2	0
30 Neftalí Feliz, R (7, 1)										0	0	0	0	0	0	0
37 Arquimedes Caminero, R (7, 1)										0	0	0	0	0	0	0
55 Josh Bell, S (8, PH) OBP: 1.000, SLG: 2.500										0	0	0	0	1	0	0
48 Jared Hughes, R (8, 1)										0	0	0	0	0	0	0
Inning Stats	R: 0 E: 0 K: 0 S: 8 H: 0 LOB: 0 BB: 1 P: 13	R: 0 E: 0 K: 1 S: 5 H: 0 LOB: 0 BB: 0 P: 7	R: 0 E: 0 K: 1 S: 8 H: 0 LOB: 0 BB: 0 P: 12	R: 0 E: 0 K: 0 S: 9 H: 0 LOB: 0 BB: 0 P: 12	R: 1 E: 0 K: 0 S: 13 H: 2 LOB: 1 BB: 0 P: 21	R: 0 E: 0 K: 2 S: 10 H: 0 LOB: 0 BB: 0 P: 15	R: 0 E: 0 K: 1 S: 8 H: 1 LOB: 1 BB: 0 P: 10	R: 0 E: 0 K: 1 S: 8 H: 0 LOB: 1 BB: 1 P: 15	R: 0 E: 0 K: 3 S: 14 H: 1 LOB: 1 BB: 0 P: 20	1B: 4 2B: 0 3B: 0 HR: 0 SF: 0 SAC: 0 DP: 1 HBP: 0						

	AB	30
	R	1
	H	4
	RBI	1
	BB	2
	SO	9
	LOB	11

WP: 0 PA: 32
PB: 0
SB: 2
CS: 0

PITCHER		IP	WLS	BF	H	R	ER	SO	BB	IBB	HBP	BLK	WP	HR	S	P	ERA	WHIP
37 Stephen Strasburg, R ERA: 2.51	(1, 1)	8.0	W	28	3	1	1	6	2	0	0	0	0	0	69	105	1.12	0.625
27 Shawn Kelley, R ERA: 2.67	(9, 1)	1.0		4	1	0	0	3	0	0	0	0	0	0	14	20	0.00	1.000

PITCHER	IP	WLS	BF	H	R	ER	SO	BB	IBB	HBP	BLK	WP	HR	S	P	ERA	WHIP

Batter	1	2	3	4	5	6	7	8	9	AB	R	H	RBI	BB	SO	LOB
7 Trea Turner, R (1, 4) OBP: 0.417, SLG: 0.455	B SI 91 S SI 90 S CH 83 B CH 83 X CH 82 2-2 ① L9			C SL 84 X SI 92 0-1 28 FC1-4 3 BB 1B	S SL 85 B CH 86 X CH 85 1-1 ③ G1-3		C FF 95 B SL 84 F SL 82 F SL 81 B FF 97 S SL 86 2-3 ① K			4	0	1	0	0	1	4
3 Michael Taylor, R (1, 8) OBP: 0.276, SLG: 0.388	X SI 91 0-0 ② G3-1			B SI 90 1 SAFE B SI 90 F SI 90 B SL 81 F CH 84 B SL 84 4-2 28 FC1-4 1-2 BB		C CH 84 S SI 92 B SL 86 B SL 84 F CH 85 F SL 84 S SL 80 2-3 ① K	B SL 88 B SL 86 X FF 98 2-0 1-H 2-H HR			3	1	1	2	1	1	0
28 Jayson Werth, R (1, 7) OBP: 0.347, SLG: 0.410	C SI 92 B SI 92 C SL 83 X SL 84 1-2 ③ F7			B SI 92 C SI 91 X CH 86 1-1 ① FC1-4 34 G1-6-3 1-2f 2-3		C SI 94 B SL 81 X SI 93 1-1 ② G4-3	B FF 98 B SL 85 C SL 82 B FF 96 S SL 83 B SL 83 4-2 BB			3	0	0	0	1	0	2
34 Bryce Harper, L (1, 9) OBP: 0.398, SLG: 0.486		B SI 92 C SI 93 C SL 86 B FF 94 B SL 88 X SI 94 3-2 ① G4-3		S SI 93 X SI 94 0-1 ②③ G1-6-3 1-2f		C SL 87 B SL 90 B SL 89 B SL 86 B SL 86 4-1 6 S BB	C SI 98 B FS 91 1 SAFE X FF 99 1-1 ② P6			3	0	0	0	1	0	3
6 Anthony Rendon, R (1, 5) OBP: 0.340, SLG: 0.402		S SL 84 F SI 93 B SI 94 F SL 86 X CH 85 1-2 ② F9			X SI 91 0-0 ① G4-3	C SI 91 B CH 86 C SL 83 B SL 83 D SL 86 F CH 85 B SL 82 4-2 1-2 BB	1 SAFE X FF 99 0-0 ③ F9			3	0	0	0	1	0	1
40 Wilson Ramos, R (1, 2) OBP: 0.384, SLG: 0.535		C SI 92 S CH 84 B CH 86 C SL 84 1-3 ③ K			X SI 92 0-0 8 25 1B 1B	D CH 85 X SI 90 1-0 ③ G6-3		B SI 92 X SI 92 1-0 8 G1-6-3 1B		4	1	2	0	0	1	2
8 Danny Espinosa, S (1, 6) OBP: 0.336, SLG: 0.456			B SI 92 S CH 84 B SI 93 S CH 86 S SL 86 2-3 ① K		S CH 85 B CH 84 B SI 92 S CH 85 X CH 85 2-2 25 1B 1-2 1B		B SI 90 B SI 92 B SI 90 B SI 92 4-0 25 1B 37 SH BB	B SI 92 B FF 93 F SI 93 F SI 94 X SI 93 2-2 ①② G1-6-3 1-2f		3	1	1	0	1	1	1
25 Clint Robinson, L (1, 3) OBP: 0.286, SLG: 0.423			C SL 83 X SI 94 0-1 ② G3		B SI 93 D SI 93 S SI 92 X SL 87 2-1 1-3 2-H 1B		1 SAFE F SI 90 B SL 87 X SI 91 1-1 37 SH 3 E 1-3 1B	B SI 93 C SI 93 B CH 88 F SI 93 B SI 93 X SI 94 3-2 ③ F7		4	1	2	1	0	0	0
37 Stephen Strasburg, R (1, 1) OBP: 0.125, SLG: 0.125 27 Shawn Kelley, R (9, 1)			C SI 91 B FF 94 F FF 92 S SL 88 1-3 ③ K		L SI 92 F SI 93 D SL 84 M SL 88 1-3 ② K		X FF 95 0-0 SH 3 WP 3 HR 1-2 3-H			2 0	1 0	0 0	1 0	0 0	2 0	2 0
Inning Stats	R: 0 E: 0 K: 0 S: 7 H: 0 LOB: 0 BB: 0 P: 10	R: 0 E: 0 K: 1 S: 10 H: 0 LOB: 0 BB: 0 P: 15	R: 0 E: 0 K: 2 S: 8 H: 0 LOB: 0 BB: 0 P: 11	R: 0 E: 0 K: 0 S: 8 H: 1 LOB: 1 BB: 1 P: 13	R: 1 E: 0 K: 1 S: 12 H: 3 LOB: 2 BB: 0 P: 18	R: 0 E: 0 K: 1 S: 12 H: 0 LOB: 2 BB: 2 P: 24	R: 4 E: 0 K: 1 S: 13 H: 2 LOB: 1 BB: 2 P: 27	R: 0 E: 0 K: 0 S: 7 H: 1 LOB: 0 BB: 0 P: 13		1B: 6 2B: 0 3B: 0 HR: 1 SF: 0 SAC: 1 DP: 2 HBP: 0				WP: 1 PB: 0 SB: 1 CS: 0 PA: 35		

PITCHER		IP	WLS	BF	H	R	ER	SO	BB	IBB	HBP	BLK	WP	HR	S	P	ERA	WHIP
47 Francisco Liriano, L ERA: 5.11	(1, 1)	6.0	L	26	5	3	3	5	4	0	0	0	0	0	59	98	4.50	1.500
30 Neftalí Feliz, R ERA: 3.38	(7, 1)	0.1		4	1	2	2	1	1	0	0	0	1	1	8	16	54.00	6.000
37 Arquimedes Caminero, R ERA: 3.28	(7, 1)	0.2		2	0	0	0	0	0	0	0	0	0	0	3	4	0.00	0.000
48 Jared Hughes, R ERA: 3.23	(8, 1)	1.0		3	1	0	0	0	0	0	0	0	0	0	7	13	0.00	1.000

PITCHER	IP	WLS	BF	H	R	ER	SO	BB	IBB	HBP	BLK	WP	HR	S	P	ERA	WHIP

BOTTOM

Pittsburgh Pirates @ Washington Nationals

Nationals Park, Washington, DC

Fri Jul 15 2016, 7:07 PM - 9:49 PM EDT

Att. 36,982 - Partly Cloudy - 90 F

livebaseballscorecards.com

AB	29
R	5
H	7
RBI	4
BB	5
SO	6
LOB	15

Pittsburgh Pirates @ Washington Nationals

Nationals Park, Washington, DC

Sat Jul 16 2016, 8:17 PM - 10:52 PM EDT

Att. 38,861 - Cloudy - 76 F

livebaseballscorecards.com

Batter	1	2	3	4	5	6	7	8	9	AB	R	H	RBI	BB	SO	LOB
28 John Jaso, L (1, 3) OBP: 0.350, SLG: 0.389	B SI 93 X SI 92 1-0 ① G4-3		C SI 93 F CU 78 C SI 94 0-3 ② K			X CU 76 0-0 ② G4-3			C SI 90 B SI 91 X CH 84 1-1 22 1B; 6 HBP; 1B	4	0	1	0	0	1	0
6 Starling Marte, R (1, 7) OBP: 0.360, SLG: 0.453	C SI 94 S SI 95 X SI 92 0-2 ② F9		B SI 94 X SI 93 1-0 ③ G6-3			B SI 92 C SI 91 C SI 92 B CH 86 X SI 94 2-2 ③ L6			C SL 83 F SI 90 F SI 89 F CU 77 H CH 83 1-2 22 1B; 1-2 HBP	3	0	0	0	0	0	0
22 Andrew McCutchen, R (1, 8) OBP: 0.320, SLG: 0.424	S SL 87 F SI 94 S CU 78 0-3 ③ K			F SI 90 B SI 93 X SI 94 1-1 27 FC5-4; 1B			C SI 89 X SL 84 0-1 ① F8		C SI 95 F SI 96 D SL 86 B SI 96 X SI 96 2-2 1-2; 2-3 1B	4	0	2	0	0	1	0
27 Jung Ho Kang, R (1, 5) OBP: 0.320, SLG: 0.491		C SI 91 F SI 92 B SL 85 B SL 87 B SI 94 B SI 93 4-2 3 G4-6-3; BB		X SI 91 0-0 ① FC5-4; 3 CS; 1-2f			S SL 83 C SI 91 B SL 85 F SL 84 B CU 76 X SI 92 2-2 ② G5-3		X SI 96 0-0 ① L7	3	0	0	0	1	0	4
3 Sean Rodríguez, R (1, 9) OBP: 0.340, SLG: 0.521		B SL 86 F SI 93 X SI 94 1-1 ① ② G4-6-3; 1-2f		C SI 91 S SL 82 F SI 93 D SL 84 B CU 75 F CH 85 F SI 93 F CU 76 B SL 85 3-3 ② ③ K; 1-2			S CU 75 X SI 94 0-1 5 FC6-4; 1B		S SI 96 S SL 86 C SL 86 0-3 ② K	4	0	1	0	0	2	5
5 Josh Harrison, R (1, 4) OBP: 0.300, SLG: 0.367		C SI 92 B SI 92 F CH 85 X SI 95 1-2 10 1B; 1B			C SI 91 B SI 93 F SI 92 F CH 86 X SI 93 1-2 ① L9		S SI 90 X SI 90 0-1 ③ FC6-4; 1-2f		X SL 87 0-0 ③ G1-3	4	0	1	0	0	0	4
10 Jordy Mercer, R (1, 6) OBP: 0.357, SLG: 0.378		C SI 92 B SL 85 C SL 84 1 SAFE F CU 78 X SI 95 1-2 1-3; 1B			C CU 76 C CU 76 X SI 93 0-2 ② G4-3			B SI 90 C SI 91 F CU 76 X CU 77 1-2 ① F7		3	0	1	0	0	0	0
24 Eric Fryer, R (1, 2) OBP: 0.365, SLG: 0.407		C SI 92 C SI 93 B SI 94 D CH 87 F SI 94 F SI 93 B SL 86 X SL 86 3-2 ③ G6-3			B SI 93 C SI 92 B CU 77 F SI 93 X CH 86 2-2 ③ F9			F SI 92 B SI 92 F CU 77 S SI 92 1-3 ② K		3	0	0	0	0	1	2
45 Gerrit Cole, R (1, 1) OBP: 0.231, SLG: 0.360 31 A.J. Schugel, R (5, 1) 26 Adam Frazier, L (6, PH) OBP: 0.346, SLG: 0.440 18 Jonathon Niese, L (6, 1) OBP: 0.161, SLG: 0.138 17 Matt Joyce, L (8, PH) OBP: 0.407, SLG: 0.537 12 Juan Nicasio, R (8, 1) OBP: 0.156, SLG: 0.158			B SI 90 C SI 92 F SI 92 S CU 79 1-3 ① K			C SI 90 X CU 75 0-1 ① L8		B SI 90 B SI 92 C SI 91 X CH 84 2-1 ③ G3		1 0 0 0 0 1 0 0 0 0 0 0 0 0 1 0 0 0 0 0 0 0 0 0 0 0 0 0 1 0 0 0 0 0 0 0 0 0 0 0 0 0						
Inning Stats	R: 0 E: 0 K: 1 S: 7 H: 0 LOB: 0 BB: 0 P: 8	R: 0 E: 0 K: 0 S: 16 H: 2 LOB: 2 BB: 1 P: 26	R: 0 E: 0 K: 2 S: 7 H: 0 LOB: 0 BB: 0 P: 9	R: 0 E: 0 K: 1 S: 10 H: 1 LOB: 1 BB: 0 P: 14	R: 0 E: 0 K: 0 S: 10 H: 0 LOB: 0 BB: 0 P: 13	R: 0 E: 0 K: 0 S: 6 H: 0 LOB: 0 BB: 0 P: 8	R: 0 E: 0 K: 0 S: 10 H: 1 LOB: 1 BB: 0 P: 12	R: 0 E: 0 K: 1 S: 8 H: 0 LOB: 0 BB: 0 P: 12	R: 0 E: 0 K: 1 S: 14 H: 2 LOB: 3 BB: 0 P: 18	1B: 6 2B: 1 3B: 0 HR: 0 SF: 0 SAC: 0 DP: 2 HBP: 1						

AB	31
R	0
H	6
RBI	0
BB	1
SO	6
LOB	15

WP: 0 PB: 0 SB: 0 CS: 1 PA: 33

PITCHER		IP	WLS	BF	H	R	ER	SO	BB	IBB	HBP	BLK	WP	HR	S	P	ERA	WHIP
57 Tanner Roark, R ERA: 2.82	(1, 1)	8.0	W	29	5	0	0	5	1	0	1	0	0	0	80	110	0.00	0.750
45 Blake Treinen, R ERA: 2.21	(9, 1)	1.0		4	1	0	0	1	0	0	0	0	0	0	8	10	0.00	1.000

PITCHER	IP	WLS	BF	H	R	ER	SO	BB	IBB	HBP	BLK	WP	HR	S	P	ERA	WHIP

BOTTOM

Pittsburgh Pirates @ Washington Nationals

Nationals Park, Washington, DC

Sat Jul 16 2016, 8:17 PM - 10:52 PM EDT

Att. 38,861 - Cloudy - 76 F

livebaseballscorecards.com

Batter	1	2	3	4	5	6	7	8	9	AB	R	H	RBI	BB	SO	LOB
9 Ben Revere, L (1, 8) OBP: 0.268, SLG: 0.297	C FF 94 C FF 94 B SL 86 B FF 95 C FF 95 2-3 K ①	C FF 94 F KC 80 F FF 96 S KC 83 0-3 K ③		F FF 94 X KC 80 0-1 FC6 3-H		C SI 91 B FC 86 B SI 91 B FF 90 B SI 89 4-1 2-3 BB				3	0	0	1	1	2	2
28 Jayson Werth, R (1, 7) OBP: 0.346, SLG: 0.405	C FF 93 B FF 94 B SL 87 B SL 85 C FF 93 F SI 93 F SI 94 B FF 96 4-2 34 1B 34 S 6 1B BB		C FF 94 B CH 88 F FF 94 C KC 81 1-3 K ①	F FF 95 D KC 80 X SI 95 1-1 L6-4 ②③ 2-2		D CH 84 C SI 90 B FC 88 C SI 90 S CU 76 2-3 K ③				3	1	0	0	1	2	4
34 Bryce Harper, L (1, 9) OBP: 0.396, SLG: 0.483	B FF 95 B CH 89 F FF 95 C SI 96 X SL 88 2-2 6 1B 1-3 1B		B CH 87 C FF 95 B FF 94 S FF 94 S FF 96 2-3 K ②		C SI 92 T SI 92 X CH 82 0-2 L9 ①		C FF 89 X FF 88 0-1 L7 ①			4	0	1	0	0	1	0
6 Anthony Rendon, R (1, 5) OBP: 0.341, SLG: 0.412	1 SAFE 1 SAFE X FF 95 0-0 ② 1-3 3-H 1B		C FF 93 B CH 88 X SI 94 1-1 G6-3 ③		B SI 93 C CH 82 X SI 92 1-1 HR		B FF 91 B CH 85 X FC 88 2-0 F9 ②			4	1	2	2	0	0	0
25 Clint Robinson, L (1, 3) OBP: 0.284, SLG: 0.416	C CH 87 B FF 94 C CH 87 B SL 89 X SL 89 2-2 F9 ③			B FF 93 X FF 92 1-0 10 2B 57 1B 1B	C CH 83 B CH 83 B SI 93 X CH 82 2-1 G5-3 ②		C FF 91 X SI 89 0-1 G3 ③			4	1	1	0	0	0	1
40 Wilson Ramos, R (1, 2) OBP: 0.382, SLG: 0.531		B FF 94 X SI 93 1-0 G5-3 ①		B FF 94 C KC 80 F SL 89 F SI 97 F FF 95 F KC 83 1 SAFE X CH 88 1-2 F8 ① B CU 79 T SI 93 C CU 77 S CH 84 1-3 K ③				B SL 85 F FF 93 B SL 85 X FF 94 2-1 8 G4-3 10 G5-3 1B		4	0	1	0	0	1	1
10 Stephen Drew, L (1, 4) OBP: 0.324, SLG: 0.568		C FF 92 B FF 93 F SI 92 F FF 96 F KC 80 X FF 96 1-2 8 2B 2B		C FF 94 X FF 92 0-1 57 1B 1-3 57 E 2B		C FF 89 F SI 89 X FF 91 0-2 9 WP 2B		F SI 92 C CH 85 B FF 91 D SL 87 F SL 86 F CH 85 B FF 94 F FF 93 X FF 94 3-2 G5-3 ① 1-2		4	2	3	0	0	0	1
8 Danny Espinosa, S (1, 6) OBP: 0.338, SLG: 0.459		X SL 90 0-0 57 S 2-H 2B		I IN 63 I IN 63 I IN 62 I 4-0 57 E 9 FC6 IBB		B CH 85 F FC 88 X FF 90 1-1 F7 ①		X FF 94 0-0 G4-3 ② 2-3		3	1	1	1	1	0	2
57 Tanner Roark, R (1, 1) OBP: 0.167, SLG: 0.128 45 Blake Treinen, R (9, 1)		B FF 95 F FF 96 F FF 96 S KC 82 1-3 K ② 2-3		C FF 95 C FF 94 B FF 94 F KC 82 D KC 83 F FF 96 X FF 96 2-2 28 L6-4 E4 1-3 2-H 3-H 1B		S SI 90 X SI 91 0-1 G1-3 ②		F FF 95 F FF 95 S FF 95 0-3 K ③		4 0	0 0	1 0	1 0	0 0	2 0	3 0
Inning Stats	R: 1 E: 0 K: 1 S: 14 H: 2 LOB: 1 BB: 1 P: 24	R: 1 E: 0 K: 2 S: 14 H: 2 LOB: 1 BB: 0 P: 17	R: 0 E: 0 K: 2 S: 8 H: 0 LOB: 0 BB: 0 P: 12	R: 3 E: 1 K: 0 S: 18 H: 3 LOB: 1 BB: 1 P: 27	R: 1 E: 0 K: 1 S: 10 H: 1 LOB: 0 BB: 0 P: 14	R: 0 E: 0 K: 1 S: 11 H: 1 LOB: 2 BB: 1 P: 18	R: 0 E: 0 K: 0 S: 5 H: 0 LOB: 0 BB: 0 P: 7	R: 0 E: 0 K: 1 S: 12 H: 1 LOB: 1 BB: 0 P: 17		1B: 5 2B: 5 3B: 0 HR: 1 SF: 0 SAC: 0 DP: 1 HBP: 0		WP: 1 PB: 0 SB: 2 CS: 0 PA: 36		

PITCHER		IP	WLS	BF	H	R	ER	SO	BB	IBB	HBP	BLK	WP	HR	S	P	ERA	WHIP
45 Gerrit Cole, R ERA: 3.11	(1, 1)	4.0	L	20	7	5	4	5	1	1	0	0	0	0	54	80	9.00	2.000
31 A.J. Schugel, R ERA: 3.6	(5, 1)	1.0		4	1	1	1	1	0	0	0	0	0	1	10	14	9.00	1.000
18 Jonathon Niese, L ERA: 5.04	(6, 1)	2.0		8	1	0	0	1	1	0	0	0	1	0	16	25	0.00	1.000
12 Juan Nicasio, R ERA: 5.3	(8, 1)	1.0		4	1	0	0	1	0	0	0	0	0	0	12	17	0.00	1.000

PITCHER	IP	WLS	BF	H	R	ER	SO	BB	IBB	HBP	BLK	WP	HR	S	P	ERA	WHIP

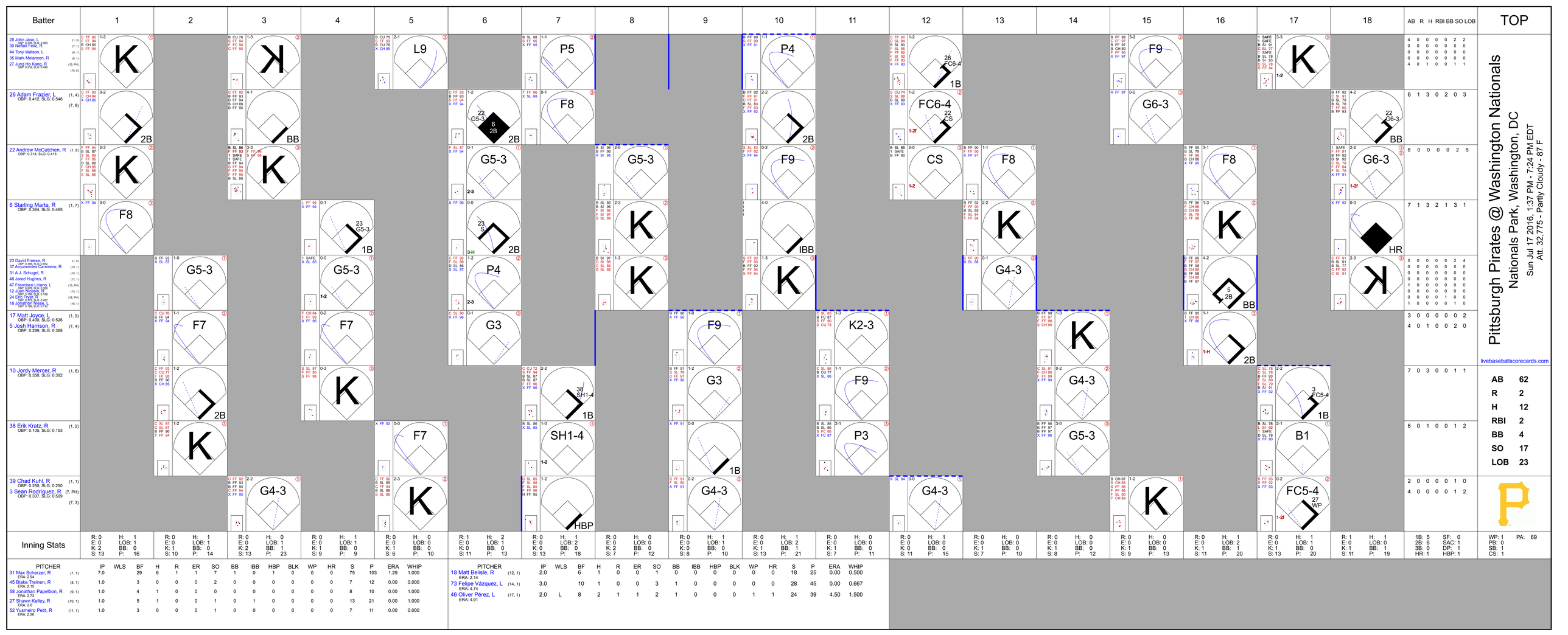

Pittsburgh Pirates @ Washington Nationals

Nationals Park, Washington, DC

Sun Jul 17 2016, 1:37 PM - 7:24 PM EDT

Att. 32,775 - Partly Cloudy - 87 F

TOP

Batter	1	2	3	4	5	6	7	8	9	10	11	12	13	14	15	16	17	18	AB	R	H	RBI	BB	SO	LOB
28 John Jaso, L OBP: 0.385, SLG: 0.383 30 Neftali Feliz, R 44 Tony Watson, L 35 Mark Melancon, R 27 Jung Ho Kang, R OBP: 0.318, SLG: 0.486	K	K	L9				P5			P4		26 FC6-4 1B			F9		K		4 0 0 0 0 4	0 0 0 0 0 0	0 0 0 0 0 1	0 0 0 0 0 1	0 0 0 0 0 1	2 0 0 0 0 1	2 0 0 0 0 1
26 Adam Frazier, L OBP: 0.412, SLG: 0.548	2B		BB			22 G5-3 6 2B	F8			2B		FC6-4 22 CS			G6-3			22 G6-3 BB	6	1	3	0	2	0	3
22 Andrew McCutchen, R OBP: 0.314, SLG: 0.415	K		K			G5-3 2-3		G5-3		F9		CS		F8		F8		G6-3	8	0	0	0	0	2	5
6 Starling Marte, R OBP: 0.364, SLG: 0.465	F8			23 G5-3 1B		23 S 2B		K		IBB				K		K		HR	7	1	3	2	1	3	1
23 David Freese, R OBP: 0.358, SLG: 0.462 37 Arquimedes Caminero, R 31 A.J. Schugel, R 48 Jared Hughes, R 47 Francisco Liriano, L OBP: 0.275, SLG: 0.256 12 Juan Nicasio, R OBP: 0.229, SLG: 0.158 24 Eric Fryer, R OBP: 0.276, SLG: 0.407 18 Jonathon Niese, L OBP: 0.196, SLG: 0.333		G5-3		G5-3 1-2		P4 2-3		K		K				G4-3		K		K	5 0 0 0 0 0 0 0 0	0 0 0 0 0 0 0 0 0	0 0 0 0 0 0 0 0 0	0 0 0 0 0 0 0 0 0	2 0 0 0 0 0 0 1 1	4 0 0 0 0 0 0 0 0	0 0 0 0 0 0 0 0 0
17 Matt Joyce, L OBP: 0.400, SLG: 0.526 5 Josh Harrison, R OBP: 0.299, SLG: 0.368		F7		F7		G3			F9		K2-3			K		2B			3 4	0 1	0 0	0 0	0 2	0 0	2 0
10 Jordy Mercer, R		2B		K			2-2 38 SH1-4 1B		G3		F9			G4-3			3 FC5-4 1B		7	0	3	0	0	1	1
38 Erik Kratz, R OBP: 0.105, SLG: 0.153	K				F7		SH1-4 1-2		1B		P3			G5-3			B1		6	0	1	0	0	1	2
39 Chad Kuhl, R OBP: 0.250, SLG: 0.250 3 Sean Rodriguez, R OBP: 0.337, SLG: 0.509			G4-3		K		HBP		G4-3			G4-3			K		FC5-4 27 WP		2 4	0 0	0 0	0 0	0 0	1 1	0 2

Inning Stats	1	2	3	4	5	6	7	8	9	10	11	12	13	14	15	16	17	18
R	0	0	0	0	0	1	0	0	0	0	0	0	0	0	0	0	0	1
E	0	0	0	0	0	0	0	0	0	0	0	0	0	0	0	1	0	0
K	2	1	2	1	1	2	1	2	1	1	2	1	1	2	1	2	1	1
S	13	10	23	9	6	11	13	7	12	13	7	11	10	8	9	11	13	11
H	1	1	0	1	1	2	2	0	1	2	0	1	0	0	0	1	0	1
LOB	1	0	1	1	0	0	1	0	1	1	0	1	0	0	0	1	1	1
BB	0	0	1	0	0	0	0	0	0	0	0	0	0	0	0	1	0	1
P	16	14	23	9	10	13	18	12	13	10	11	15	10	12	13	20	20	19

1B: 5	SF: 0
2B: 6	SAC: 1
3B: 0	DP: 1
HR: 1	HBP: 1
WP: 1	PA: 69
PB: 0	
SB: 1	
CS: 1	

AB	62
R	2
H	12
RBI	2
BB	4
SO	17
LOB	23

livebaseballscorecards.com

PITCHER		IP	WLS	BF	H	R	ER	SO	BB	IBB	HBP	BLK	WP	HR	S	P	ERA	WHIP
31 Max Scherzer, R ERA: 2.94	(1, 1)	7.0		29	6	1	1	7	1	0	1	0	0	0	75	103	1.29	1.000
45 Blake Treinen, R ERA: 2.15	(8, 1)	1.0		3	0	0	0	2	0	0	0	0	0	0	7	12	0.00	0.000
58 Jonathan Papelbon, R ERA: 2.73	(9, 1)	1.0		4	1	0	0	0	0	0	0	0	0	0	8	10	0.00	1.000
27 Shawn Kelley, R ERA: 2.6	(10, 1)	1.0		5	1	0	0	1	0	1	0	0	0	0	13	21	0.00	1.000
52 Yusmeiro Petit, R ERA: 2.56	(11, 1)	1.0		3	0	0	0	1	0	0	0	0	0	0	7	11	0.00	0.000

PITCHER		IP	WLS	BF	H	R	ER	SO	BB	IBB	HBP	BLK	WP	HR	S	P	ERA	WHIP
18 Matt Belisle, R ERA: 2.14	(12, 1)	2.0		6	1	0	0	1	0	0	0	0	0	0	18	25	0.00	0.500
73 Felipe Vázquez, L ERA: 4.74	(14, 1)	3.0		10	1	0	0	3	1	0	0	0	0	0	28	45	0.00	0.667
46 Oliver Pérez, L ERA: 4.91	(17, 1)	2.0	L	8	2	1	1	2	1	0	0	0	1	1	24	39	4.50	1.500

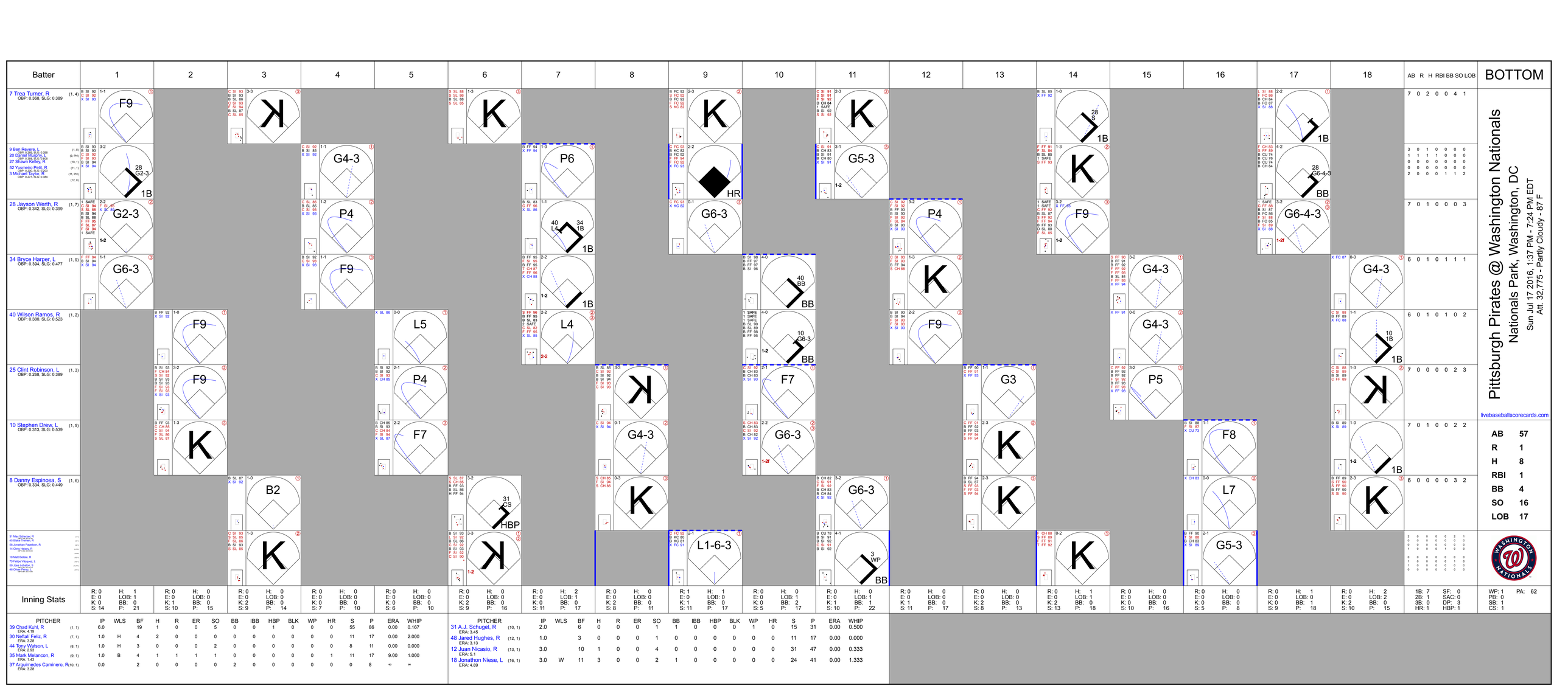

Pittsburgh Pirates @ Washington Nationals

Nationals Park, Washington, DC

Sun Jul 17 2016, 1:37 PM - 7:24 PM EDT

Att. 32,775 - Partly Cloudy - 87 F

livebaseballscorecards.com

Batter	1	2	3	4	5	6	7	8	9	10	11	12	13	14	15	16	17	18	AB	R	H	RBI	BB	SO	LOB
7 Trea Turner, R (1, 4) OBP: 0.368, SLG: 0.389	F9		K			K			K		K			28 S 1B			1B		7	0	2	0	0	4	1
9 Ben Revere, L (1, 8) OBP: 0.309, SLG: 0.298	28 G2-3 1B			G4-3			P6			HR	G5-3			K			28 G6-4-3 BB		3	0	1	0	0	0	0
20 Daniel Murphy, L (9, Phi) OBP: 0.299, SLG: 0.299																			1	1	1	1	0	0	0
27 Shawn Kelley, R (10, 1)																			0	0	0	0	0	0	0
52 Yusmeiro Petit, R (11, 1) OBP: 0.000, SLG: 0.000																			0	0	0	0	0	0	0
3 Michael Taylor, R (11, Phi) OBP: 0.277, SLG: 0.384																			2	0	0	0	1	1	2
28 Jayson Werth, R (1, 7) OBP: 0.342, SLG: 0.399	G2-3			P4			40 L4 34 1B 1B		G6-3			P4		F9			G6-4-3		7	0	1	0	0	0	3
34 Bryce Harper, L (1, 9) OBP: 0.394, SLG: 0.477	G6-3			F9			1B			40 BB BB		K			G4-3			G4-3	6	0	1	0	1	1	1
40 Wilson Ramos, R (1, 2) OBP: 0.380, SLG: 0.523		F9			L5		L4			10 G6-3 BB		F9			G4-3			10 1B 1B	6	0	1	0	1	0	2
25 Clint Robinson, L (1, 3) OBP: 0.268, SLG: 0.389		F9			P4			K		F7			G3		P5			K	7	0	0	0	0	2	3
10 Stephen Drew, L (1, 5) OBP: 0.313, SLG: 0.539		K			F7			G4-3		G6-3			K			F8		1B	7	0	1	0	0	2	2
8 Danny Espinosa, S (1, 6) OBP: 0.334, SLG: 0.449			B2			31 CS HBP		K			G6-3		K			L7		K	6	0	0	0	0	3	2
31 Max Scherzer, R (1, 1)			K			K			L1-6-3		3 WP BB			K		G5-3			2	0	0	0	0	2	1
45 Blake Treinen, R (1, 1)																			0	0	0	0	0	0	0
58 Jonathan Papelbon, R (1, 1)																			0	0	0	0	0	0	0
14 Chris Heisey, R (1, 1) OBP: 0.000, SLG: 0.000																			1	0	0	0	1	0	0
18 Matt Belisle, R (1, 1)																			0	0	0	0	0	0	0
73 Felipe Vázquez, L (1, 1)																			1	0	0	0	0	1	0
59 Jose Lobaton, S (1, 1) OBP: 0.000, SLG: 0.000																			0	0	0	0	0	0	0
46 Oliver Perez, L (1, 1) OBP: 0.000, SLG: 0.000																			0	0	0	0	0	0	0

| Inning Stats | R: 0 E: 0 K: 0 S: 14 | H: 1 LOB: 1 BB: 0 P: 21 | R: 0 E: 0 K: 1 S: 10 | H: 0 LOB: 0 BB: 0 P: 15 | R: 0 E: 0 K: 2 S: 9 | H: 0 LOB: 0 BB: 0 P: 14 | R: 0 E: 0 K: 0 S: 7 | H: 0 LOB: 0 BB: 0 P: 10 | R: 0 E: 0 K: 0 S: 6 | H: 0 LOB: 0 BB: 0 P: 10 | R: 0 E: 0 K: 2 S: 9 | H: 0 LOB: 0 BB: 0 P: 16 | R: 0 E: 0 K: 0 S: 11 | H: 2 LOB: 1 BB: 0 P: 17 | R: 0 E: 0 K: 2 S: 8 | H: 0 LOB: 0 BB: 0 P: 11 | R: 1 E: 0 K: 1 S: 11 | H: 1 LOB: 0 BB: 0 P: 17 | R: 0 E: 0 K: 0 S: 5 | H: 0 LOB: 1 BB: 2 P: 17 | R: 0 E: 0 K: 1 S: 10 | H: 0 LOB: 1 BB: 1 P: 22 | R: 0 E: 0 K: 1 S: 11 | H: 0 LOB: 0 BB: 0 P: 17 | R: 0 E: 0 K: 2 S: 8 | H: 0 LOB: 0 BB: 0 P: 13 | R: 0 E: 0 K: 2 S: 13 | H: 1 LOB: 1 BB: 0 P: 18 | R: 0 E: 0 K: 0 S: 10 | H: 0 LOB: 0 BB: 0 P: 16 | R: 0 E: 0 K: 0 S: 5 | H: 0 LOB: 0 BB: 0 P: 8 | R: 0 E: 0 K: 0 S: 9 | H: 1 LOB: 0 BB: 1 P: 18 | R: 0 E: 0 K: 2 S: 10 | H: 2 LOB: 2 BB: 0 P: 15 | 1B: 7 2B: 1 3B: 0 HR: 1 | SF: 0 SAC: 0 DP: 3 HBP: 1 | WP: 1 PB: 0 SB: 1 CS: 1 | PA: 62 |

PITCHER	IP	WLS	BF	H	R	ER	SO	BB	IBB	HBP	BLK	WP	HR	S	P	ERA	WHIP
39 Chad Kuhl, R (1, 1) ERA: 4.19	6.0		19	1	0	0	5	0	0	1	0	0	0	55	86	0.00	0.167
30 Neftalí Feliz, R (7, 1) ERA: 3.28	1.0	H	4	2	0	0	0	0	0	0	0	0	0	11	17	0.00	2.000
44 Tony Watson, L (8, 1) ERA: 2.93	1.0	H	3	0	0	0	2	0	0	0	0	0	0	8	11	0.00	0.000
35 Mark Melancon, R (9, 1) ERA: 1.43	1.0	B	4	1	1	1	1	0	0	0	0	0	1	11	17	9.00	1.000
37 Arquimedes Caminero, R (10, 1) ERA: 3.28	0.0		2	0	0	0	0	2	0	0	0	0	0	0	8	∞	∞

PITCHER	IP	WLS	BF	H	R	ER	SO	BB	IBB	HBP	BLK	WP	HR	S	P	ERA	WHIP
31 A.J. Schugel, R (10, 1) ERA: 3.45	2.0		6	0	0	0	1	1	0	0	0	1	0	15	31	0.00	0.500
48 Jared Hughes, R (12, 1) ERA: 3.13	1.0		3	0	0	0	1	0	0	0	0	0	0	11	17	0.00	0.000
12 Juan Nicasio, R (13, 1) ERA: 5.1	3.0		10	1	0	0	4	0	0	0	0	0	0	31	47	0.00	0.333
18 Jonathon Niese, L (16, 1) ERA: 4.89	3.0	W	11	3	0	0	2	1	0	0	0	0	0	24	41	0.00	1.333

AB	57
R	1
H	8
RBI	1
BB	4
SO	16
LOB	17

Batter	1	2	3	4	5	6	7	8	9	AB	R	H	RBI	BB	SO	LOB
26 Chase Utley, L (1, 4) OBP: 0.347, SLG: 0.389	B FF 94 C FF 96 X FF 97 1-1 HR	B CH 83 B FF 97 S CH 85 B FF 97 X CH 88 3-1 47 1B 3-H 1B		B CH 87 C FF 96 M CU 78 C CU 81 1-3 K ③		C FF 89 F CU 75 F SL 84 B SL 87 X FF 91 1-2 G6-3 ①		B SI 95 X SI 94 1-0 E9 47 F9-3-6 1-3 3-H 1B		5	1	3	3	0	1	0
47 Howie Kendrick, R (1, 7) OBP: 0.334, SLG: 0.376	C FF 96 B FF 97 S CU 78 F FF 97 X FF 98 1-2 10 2B 31 1B 1B	F FF 97 C CU 78 X CU 80 0-2 1-2 1B			B CU 75 B FF 94 C FF 95 B FF 96 B FF 96 4-1 10 1B 23 1B BB	C FF 92 F FF 91 X CU 76 0-2 G4-3 ②		C SL 87 C SL 88 D SL 86 B SI 96 X SL 86 2-2 F9-3-6 ①② 1-2		4	2	2	0	1	0	2
10 Justin Turner, R (1, 5) OBP: 0.344, SLG: 0.467	C FF 96 C CU 78 X FF 96 0-2 31 1B 1-3 2B	D FF 95 C FF 98 B FF 98 S CU 76 C CH 88 2-3 K ②			B CU 76 S FF 96 D CU 79 F FF 96 X CU 78 2-2 23 1B 66 1B 1-2 1B	S SL 86 B SL 86 X SI 92 1-1 1B		F SI 96 B SI 97 F SL 85 B SL 85 D SL 87 X SL 86 3-2 F8 ③		5	2	3	0	0	1	3
23 Adrián González, L (1, 3) OBP: 0.363, SLG: 0.400	B FF 96 B FF 97 B FF 96 C FF 96 C FF 97 X FF 98 3-2 L6 ①	X FF 98 0-0 G4-3 ③			C FF 95 D CU 78 B CH 86 X FF 95 2-1 66 1B 1-2 2-H 1B	X FF 91 0-0 G3 ③			C FF 90 B FF 91 X FF 91 1-1 L9 ①	5	0	1	1	0	0	5
9 Yasmani Grandal, S (1, 2) OBP: 0.321, SLG: 0.429	C CU 77 B CU 78 B FF 98 S FF 98 C CU 80 2-3 K ②		B CH 83 F FF 95 C CU 76 S CU 77 1-3 K ①		C CU 74 B CH 86 F CU 76 B CU 77 S CU 79 2-3 K ①		B FF 91 F FF 92 X FF 91 1-1 P5 ①		F FF 91 B FF 92 X SL 83 1-1 HR	5	1	1	1	0	3	4
31 Joc Pederson, L (1, 8) OBP: 0.326, SLG: 0.470	B FF 98 C FF 97 B CU 76 X FF 98 2-1 2-H 3-H 1B		B FF 96 F FF 91 B FF 96 C CU 78 F CU 78 S CH 88 2-3 K ②		S CU 76 F FF 97 D CU 81 F CH 85 2 SAFE B CH 86 B FF 96 S CU 78 3-3 K ②		B SI 92 B SL 78 X SI 92 2-0 G5-3 ②		F FF 92 S FF 93 B FF 92 C FF 92 1-3 K ②	5	0	1	2	0	3	2
66 Yasiel Puig, R (1, 9) OBP: 0.318, SLG: 0.376	1 SAFE S FF 98 X FF 98 0-1 P4 ③		F FF 98 B FF 97 S FF 98 S CU 80 1-3 K ③		B FF 97 F FF 96 B FF 96 F FF 96 D CU 80 X FF 96 3-2 3 S 1-3 2-H 1B		C SL 78 C FF 93 X FF 93 0-2 L8 ③		X FF 93 0-0 F8 ③	5	0	1	1	0	1	1
3 Chris Taylor, R (1, 6) OBP: 0.382, SLG: 0.613		X FF 94 0-0 29 SH2-4 26 1B 2B		B CU 73 B CU 76 X FF 96 2-0 G6-3 ①	B SL 86 I IN 75 I IN 77 I IN 77 4-0 1-2 IBB			B SL 84 X SI 97 1-0 E5 60 PB 26 1B		3	2	1	0	1	0	0
29 Scott Kazmir, L (1, 1) 60 Andrew Toles, L (8, PH) Chris Hatcher, R (8, 1) 36 Adam Liberatore, L (8, 1) 74 Kenley Jansen, S (9, 1) OBP: 0.125, SLG: 0.097 OBP: 0.375, SLG: 0.357 OBP: 0.333, SLG: 0.333		B FF 95 C FF 93 2 SAFE X FF 94 1-1 SH2-4 ① 2-3		C FF 97 F FF 96 B FF 97 B CU 80 F FF 98 C CU 79 2-3 K ②	C CU 72 F FF 91 S FF 92 0-3 K ③			B SI 96 F SI 96 B SL 84 B SI 97 B SI 95 4-1 26 E 26 1B 2-3 BB		2 0 0 0 0	0 0 0 0 0	0 0 0 0 0	0 1 0 0 0	2 0 0 0 0	3 0 0 0 0
Inning Stats	R: 3 E: 0 K: 1 S: 19 H: 4 LOB: 1 BB: 0 P: 28	R: 1 E: 0 K: 1 S: 12 H: 3 LOB: 2 BB: 0 P: 18	R: 0 E: 0 K: 3 S: 10 H: 0 LOB: 0 BB: 0 P: 14	R: 0 E: 0 K: 2 S: 8 H: 0 LOB: 0 BB: 0 P: 13	R: 2 E: 0 K: 3 S: 19 H: 3 LOB: 3 BB: 2 P: 39	R: 0 E: 0 K: 0 S: 10 H: 1 LOB: 1 BB: 0 P: 12	R: 0 E: 0 K: 0 S: 6 H: 0 LOB: 0 BB: 0 P: 9	R: 1 E: 2 K: 0 S: 9 H: 1 LOB: 1 BB: 1 P: 20	R: 1 E: 0 K: 1 S: 8 H: 1 LOB: 0 BB: 0 P: 11	1B: 9 2B: 3 3B: 0 HR: 2	SF: 0 SAC: 1 DP: 1 HBP: 0			WP: 0 PB: 1 SB: 1 CS: 0	PA: 43		

PITCHER		IP	WLS	BF	H	R	ER	SO	BB	IBB	HBP	BLK	WP	HR	S	P	ERA	WHIP
49 Reynaldo López, R ERA: 11.57	(1, 1)	4.2	L	25	10	6	6	9	1	0	0	0	0	1	65	105	11.57	2.357
18 Matt Belisle, R ERA: 2.01	(5, 1)	1.1		6	1	0	0	1	0	1	0	0	0	0	13	19	0.00	0.750
46 Oliver Pérez, L ERA: 4.73	(7, 1)	1.0		3	0	0	0	0	0	0	0	0	0	0	6	9	0.00	0.000
45 Blake Treinen, R ERA: 2.09	(8, 1)	1.0		5	1	1	0	0	1	0	0	0	0	0	9	20	0.00	2.000
27 Shawn Kelley, R ERA: 2.78	(9, 1)	1.0		4	1	1	1	1	0	0	0	0	0	1	8	11	9.00	1.000

PITCHER	IP	WLS	BF	H	R	ER	SO	BB	IBB	HBP	BLK	WP	HR	S	P	ERA	WHIP

TOP

Los Angeles Dodgers @ Washington Nationals

Nationals Park, Washington, DC

Tue Jul 19 2016, 7:07 PM - 10:21 PM EDT

Att. 38,747 - Partly Cloudy - 86 F

livebaseballscorecards.com

AB	39
R	8
H	13
RBI	8
BB	3
SO	11
LOB	20

BOTTOM

Los Angeles Dodgers @ Washington Nationals
Nationals Park, Washington, DC
Tue Jul 19 2016, 7:07 PM - 10:21 PM EDT
Att. 38,747 - Partly Cloudy - 86 F

Batter	1	2	3	4	5	6	7	8	9	AB	R	H	RBI	BB	SO	LOB
7 Trea Turner, R (1, 4) OBP: 0.348, SLG: 0.455	C SI 88 F SI 90 S CH 77 0-3 ① K		X FF 90 0-0 ② P3			B CH 77 C CH 77 S CH 77 F SI 93 B SI 92 F CH 76 X CH 78 2-2 ① F8		B SL 87 X FF 97 1-0 20 2B 1-H 2-H 3B		4	1	1	2	0	1	0
9 Ben Revere, L (1, 8) OBP: 0.265, SLG: 0.294 3 Michael Taylor, R (8, PH) OBP: 0.276, SLG: 0.382 (9, 8)	C SI 90 B SI 91 X SI 90 1-1 ② G6-3		C CU 77 B FC 83 X SI 92 1-1 ③ G6-3			B SI 91 B SL 79 C CH 78 B SI 93 X SI 93 3-1 ② G3-1		B FF 89 T FF 91 C FF 93 S FF 92 1-3 ① K		3 1	0 0	0 0	0 0	0 0	0 1	0 1
20 Daniel Murphy, L (1, 5) OBP: 0.390, SLG: 0.613	C SI 91 B SI 92 B FC 83 B SI 91 X CH 76 3-1 ① 2B			C CU 77 B SL 80 B CH 78 B CH 76 X FF 91 3-1 ① P4		B SL 81 T SI 90 C SI 92 X SL 81 1-2 ③ G3		X FF 92 0-0 34 G3 3-H 2B		4	0	2	1	0	0	0
34 Bryce Harper, L (1, 9) OBP: 0.390, SLG: 0.471	B SL 81 B CH 77 X SI 92 2-0 ③ P5			C SL 80 S SI 92 X SL 78 0-2 ② P6			X SI 91 0-0 ① G5-3	B CH 88 X SL 86 1-0 ② G3 2-3		4	0	0	0	0	0	2
28 Jayson Werth, R (1, 7) OBP: 0.341, SLG: 0.401 27 Shawn Kelley, R (9, 1)		C SI 88 S SI 91 S SI 91 0-3 ① K		C CU 76 B SI 91 F SL 79 S SI 92 1-3 ③ K			B SL 79 B CH 78 C SI 93 F SI 92 X SL 80 2-2 25 G6-3 2B	C FF 93 B CH 89 X CH 86 1-1 ③ F7		4 0	0 0	1 0	0 0	0 0	2 0	1 0
25 Clint Robinson, L (1, 3) OBP: 0.276, SLG: 0.387		C SL 81 X SI 90 0-1 59 FC4-6 1B			B SL 79 C CU 75 C SI 91 F CH 73 C SI 92 1-3 ① K		D SL 80 X SI 93 1-0 ② G6-3 2-3		S FC 92 B FF 92 T FC 93 H FC 94 2-2 59 G4-3 8 G4-3 HBP	3	0	1	0	0	1	1
8 Danny Espinosa, S (1, 6) OBP: 0.330, SLG: 0.443		C SI 90 B SI 90 S SL 80 C SI 92 1-3 ② K			X CH 73 0-0 ② G1-3		C SI 93 B SI 93 D CH 79 B SI 92 S CH 79 S SI 93 3-3 ③ K		B FC 91 F FC 92 F FC 92 B FF 94 F FC 93 X FC 94 2-2 ① G4-3 1-2	4	0	0	0	0	2	3
59 Jose Lobaton, S (1, 2) OBP: 0.301, SLG: 0.361		B SI 90 F SI 91 B SI 91 X SI 90 2-1 ③ FC4-6 1-2f			B FF 88 B SI 88 X SI 87 2-0 HR			C FF 94 B FF 94 C FS 85 B FF 94 B FC 93 F FF 94 B FF 95 4-2 7 WP 14 1B 7 3B BB	F FC 94 X FC 96 0-1 ② G4-3 2-3	3	2	1	1	1	0	2
49 Reynaldo López, R (1, 1) 18 Matt Belisle, R (5, 1) 46 Oliver Pérez, L (7, 1) OBP: 0.667, SLG: 1.000 45 Blake Treinen, R (8, 1) 14 Chris Heisey, R (8, PH) OBP: 0.307, SLG: 0.443 (9, 7)			S SI 88 S SI 90 C SI 91 0-3 ① K		C SI 89 F SI 91 C SI 93 0-3 ③ K			C SL 84 C FF 96 F FS 85 B FF 95 F FC 90 X FS 86 1-2 7 WP 7 3B 1-2 1B	C FC 95 F FC 95 X FC 96 0-2 ③ F8	1 1 0 0 2	0 0 0 0 1	0 0 0 0 1	0 0 0 0 1	1 1 0 0 0	0 0 0 0 1	0 0 0 0 0

livebaseballscorecards.com

	AB	R	H	RBI	BB	SO	LOB
	34	4	7	4	1	9	11

Inning Stats	1	2	3	4	5	6	7	8	9
R:	0	0	0	0	1	0	0	3	0
E:	0	0	0	0	0	0	0	0	0
K:	1	1	1	0	2	0	1	1	0
S:	8	10	6	8	9	10	8	16	11
H:	1	1	0	0	1	0	1	3	0
LOB:	1	1	0	0	0	0	1	1	1
BB:	0	0	0	0	0	0	0	1	0
P:	14	13	7	12	12	16	14	25	15

1B:	2
2B:	3
3B:	1
HR:	1
SF:	0
SAC:	0
DP:	0
HBP:	1
WP:	1
PB:	0
SB:	0
CS:	0
PA:	36

PITCHER		IP	WLS	BF	H	R	ER	SO	BB	IBB	HBP	BLK	WP	HR	S	P	ERA	WHIP
29 Scott Kazmir, L ERA: 4.3	(1, 1)	7.0	W	25	4	1	1	8	0	0	0	0	0	1	59	88	1.29	0.571
Chris Hatcher, R ERA: 5.53	(8, 1)	0.0		3	2	3	3	0	1	0	0	0	1	0	9	15	∞	∞
36 Adam Liberatore, L ERA: 0.57	(8, 1)	1.0		4	1	0	0	1	0	0	0	0	0	0	7	10	0.00	1.000
74 Kenley Jansen, R ERA: 1.33	(9, 1)	1.0		4	0	0	0	0	0	0	1	0	0	0	11	15	0.00	0.000

PITCHER	IP	WLS	BF	H	R	ER	SO	BB	IBB	HBP	BLK	WP	HR	S	P	ERA	WHIP

Batter	1	2	3	4	5	6	7	8	9	AB	R	H	RBI	BB	SO	LOB
47 Howie Kendrick, R (1, 7) OBP: 0.337, SLG: 0.379	C FF 91 S FF 91 B FF 91 B FF 90 B FF 92 F FF 92 B SI 93 4-2 10 G6-4-3 BB		C CU 75 B FF 90 F CU 76 B CH 85 B FF 92 F FF 92 F FF 92 S CH 86 3-3 ① K		B FF 91 B FF 92 F FF 92 F FF 92 T CU 78 2-2 ③ K			B CH 88 B FF 96 X FF 96 2-0 2B		3	0	1	0	1	2	0
3 Chris Taylor, R (1, 4) OBP: 0.342, SLG: 0.543	C SI 91 S CH 84 B FF 91 B CU 76 S CH 83 2-3 ① K		B CU 78 B FF 92 X SI 92 2-0 ② F9			B SI 90 B FF 91 C FF 90 X FF 91 2-1 ① F8		B FF 96 C CH 88 B SL 81 X FF 95 2-1 ③ L8		4	0	0	0	0	1	2
10 Justin Turner, R (1, 5) OBP: 0.341, SLG: 0.461	S CH 85 X CH 84 0-1 ②③ G6-4-3 1-2f		B FF 92 B CU 78 C FF 92 C FF 92 X CU 79 2-2 ③ L3			B CH 85 B SI 92 S CH 84 F SI 91 B FF 92 T CH 84 3-2 ② K			C SI 98 X SL 92 0-1 ① F9	4	0	0	0	0	1	1
23 Adrián González, L (1, 3) 56 J.P. Howell, L (8, 1) 60 Andrew Toles, L (9, PH) OBP: 0.353, SLG: 0.333		B FF 90 C FF 91 X SI 90 1-1 ① G4-3		F SI 89 X CU 76 0-1 ① G3		F FF 91 F FF 90 B FF 92 X FF 92 1-2 ③ G6-3			X SI 98 0-0 ② G1-3	3 0 1	0 0 0	0 0 0	0 0 0	0 0 0	0 0 0	0 0 0
33 Scott Van Slyke, R (1, 9) OBP: 0.304, SLG: 0.352		B FF 92 B CH 85 X CH 84 2-0 66 E 66 S 6 1B 1B		B FF 91 B SI 92 X SI 91 2-0 ② F8			B FF 97 B FF 96 S FF 96 S FF 96 F FF 97 X CH 88 2-2 ① F9		X SL 92 0-0 ③ L7	4	1	1	0	0	0	0
66 Yasiel Puig, R (1, 8) OBP: 0.319, SLG: 0.379		F FF 91 S FF 91 B FF 91 B CU 78 D CU 78 S FF 92 3-3 ② K 1-3		B CU 77 F FF 92 S FF 92 F FF 91 B FF 91 B CH 86 X FF 92 3-2 2B			S FF 98 S CH 90 F FF 99 X SL 82 0-2 ② P6			3	0	1	0	0	1	1
9 Yasmani Grandal, S (1, 2) OBP: 0.321, SLG: 0.425		C FF 90 D CU 77 S CH 85 D CU 78 F FF 91 B CH 86 D CH 85 4-2 6 1B BB		D CH 84 B CH 84 X SI 92 2-0 ③ G4-3			B FF 98 S CH 88 S CH 90 X CH 89 1-2 ③ L9			2	0	0	0	1	0	1
6 Charlie Culberson, R (1, 6) OBP: 0.290, SLG: 0.333		B CH 84 B FF 92 C FF 91 X FF 91 2-1 1-3 3-H 1B			C FF 90 X CH 84 0-1 ① G5-3			B FF 95 C FF 94 X FF 96 1-1 ① G4-3		3	0	1	1	0	0	0
28 Bud Norris, R (1, 1) OBP: 0.333, SLG: 0.300 67 Louis Coleman, R (6, 1) 43 Luis Avilán, L (6, 1) 48 Zach Walters, S (8, PH) (8, 3)		B FF 91 F FF 90 S CU 76 F FF 92 C CU 77 1-3 ③ K			X FF 92 0-0 ② L4			B FF 98 F FF 96 S FF 98 B FF 98 S CH 88 2-3 ② K		2 0 0 1	0 0 0 0	0 0 0 0	0 0 0 0	1 0 0 0	2 0 0 0	2 0 0 0
Inning Stats	R: 0 E: 0 K: 1 S: 9 H: 0 LOB: 0 BB: 1 P: 15	R: 1 E: 0 K: 2 S: 15 H: 2 LOB: 2 BB: 1 P: 28	R: 0 E: 0 K: 1 S: 10 H: 0 LOB: 0 BB: 0 P: 17	R: 0 E: 0 K: 0 S: 8 H: 1 LOB: 1 BB: 0 P: 15	R: 0 E: 0 K: 1 S: 6 H: 0 LOB: 0 BB: 0 P: 8	R: 0 E: 0 K: 1 S: 8 H: 0 LOB: 0 BB: 0 P: 14	R: 0 E: 0 K: 0 S: 11 H: 0 LOB: 0 BB: 0 P: 14	R: 0 E: 0 K: 1 S: 8 H: 1 LOB: 1 BB: 0 P: 15	R: 0 E: 0 K: 0 S: 4 H: 0 LOB: 0 BB: 0 P: 4	1B: 2 2B: 2 3B: 0 HR: 0 SF: 0 SAC: 0 DP: 1 HBP: 0						

PITCHER		IP	WLS	BF	H	R	ER	SO	BB	IBB	HBP	BLK	WP	HR	S	P	ERA	WHIP
47 Gio González, L ERA: 4.53	(1, 1)	6.0	W	22	3	1	1	6	2	0	0	0	0	0	56	97	1.50	0.833
73 Felipe Vázquez, L ERA: 4.53	(7, 1)	2.0		7	1	0	0	1	0	0	0	0	0	0	19	29	0.00	0.500
32 Koda Glover, R ERA:	(9, 1)	1.0		3	0	0	0	0	0	0	0	0	0	0	4	4	0.00	0.000

PITCHER	IP	WLS	BF	H	R	ER	SO	BB	IBB	HBP	BLK	WP	HR	S	P	ERA	WHIP

TOP

Los Angeles Dodgers @ Washington Nationals

Nationals Park, Washington, DC

Wed Jul 20 2016, 7:09 PM - 10:05 PM EDT

Att. 34,050 - Partly Cloudy - 84 F

livebaseballscorecards.com

AB	30
R	1
H	4
RBI	1
BB	2
SO	7
LOB	7

WP: 0 PA: 32
PB: 0
SB: 1
CS: 0

Batter	1	2	3	4	5	6	7	8	9	AB	R	H	RBI	BB	SO	LOB
9 Ben Revere, L (1, 8) OBP: 0.265, SLG: 0.306	C FF 93 B FF 93 X FF 94 1-1 L6 ①	C FF 93 B SI 94 F SL 88 B SI 95 X SL 86 2-2 G4-3 ③			B SL 82 C SI 93 B SI 93 T SI 93 B SI 94 X SI 94 3-2 HR	B CU 76 C CH 83 F CH 82 F FF 92 S CH 83 1-3 K ③				4	1	1	1	0	1	1
28 Jayson Werth, R (1, 7) OBP: 0.340, SLG: 0.408	F FF 95 S SL 85 C FF 95 0-3 K ②	F SL 83 B SL 86 F SL 86 X FF 94 1-2 G6-3 ①			C SL 86 F FF 94 F SL 81 F FF 93 X SL 85 0-2 HR		F SI 91 B CH 83 C CH 81 B FF 92 C FF 91 2-3 K ①			4	1	1	1	0	2	0
20 Daniel Murphy, L (1, 3) OBP: 0.388, SLG: 0.612	C SL 84 B SL 88 B FF 94 F SL 85 X SL 84 2-2 34 HR 2B	X SL 83 0-0 G3 ②			C SI 94 B SL 87 B SI 93 B SL 82 C SI 94 C FF 94 3-3 K ③		B CU 76 C CH 81 B CH 82 X FF 92 2-1 F7 ②			4	1	1	0	0	1	0
34 Bryce Harper, L (1, 9) OBP: 0.391, SLG: 0.479	B FF 94 B FF 94 B FF 95 C SL 85 X FF 94 3-1 2-H HR	B FF 94 B CH 86 C FC 88 F SL 87 T SI 95 2-2 K ③				B SI 93 B CH 87 B FF 94 C CH 85 B SI 94 4-1 40 2B BB	B SI 92 B CH 82 C CH 80 B FF 92 S CH 82 F CH 82 S CH 82 3-3 K ③			3	2	1	2	1	2	0
40 Wilson Ramos, R (1, 2) OBP: 0.381, SLG: 0.526	C FF 94 X SL 84 0-1 6 1B 1B			B FF 93 F SL 84 B SL 84 X SL 84 2-1 G6-3 ①		B SL 86 1 SAFE 1 SAFE C SL 83 1 SAFE X SL 84 1-1 7 3B 1-H 2B		F SI 84 B SI 85 S KC 77 B KC 78 F KC 78 B SI 85 X KC 78 3-2 L7 ①		4	1	2	1	0	0	0
6 Anthony Rendon, R (1, 5) OBP: 0.343, SLG: 0.422	S FF 93 B FF 93 B FF 93 X SL 84 2-1 1-2 1B			C SL 86 B SL 86 C SL 86 T SI 95 1-2 K ②		T SL 81 F FF 90 B FF 90 F FF 89 X SL 81 1-2 L8 ①		B SI 84 X SI 86 1-0 HR		4	1	2	1	0	1	1
7 Trea Turner, R (1, 4) OBP: 0.333, SLG: 0.500	C SL 81 S SL 86 B FF 94 B FC 88 S FC 88 2-3 K ③			B FF 94 B SL 86 X SL 86 2-0 G1-3 ③		B SL 82 B SL 83 X SL 80 2-0 25 S 2-H 3B		B KC 78 B SI 86 C KC 77 S KC 78 X KC 79 2-2 G5-3 ②		4	1	1	1	0	1	2
8 Danny Espinosa, S (1, 6) OBP: 0.330, SLG: 0.439		C FF 94 L FF 95 C SI 94 0-3 K ①			X FF 94 0-0 F9 ①	B FF 89 F FF 89 3 SAFE F SL 82 H SL 84 2-2 25 G6-3 25 S HBP		B KC 78 B SI 85 B SI 85 C SI 85 F SI 86 S SI 86 3-3 K ③		3	0	0	0	0	2	0
47 Gio González, R (1, 1) OBP: 0.129, SLG: 0.138 25 Clint Robinson, L (6, PH) OBP: 0.273, SLG: 0.384 73 Felipe Vázquez, L (7, 1) 32 Koda Glover, R (9, 1)		C FF 94 F FF 95 B SL 87 S FC 87 1-3 K ②			B FF 92 S FF 93 S FC 87 S SL 86 1-3 K ②	1 SAFE C FF 92 B CU 76 B FF 92 1 SAFE F CH 82 F CU 74 X FF 91 2-2 G6-3 ② 1-3 3-H				2 1 0 0	0 0 0 0	0 0 0 0	0 0 0 0	0 0 0 0	2 0 0 0	0 1 0 0
Inning Stats	R: 2 E: 0 K: 2 S: 17 H: 4 LOB: 2 BB: 0 P: 27	R: 0 E: 0 K: 2 S: 9 H: 0 LOB: 0 BB: 0 P: 12	R: 0 E: 0 K: 1 S: 7 H: 0 LOB: 0 BB: 0 P: 10	R: 0 E: 0 K: 1 S: 6 H: 0 LOB: 0 BB: 0 P: 11	R: 2 E: 0 K: 2 S: 15 H: 2 LOB: 0 BB: 0 P: 22	R: 3 E: 0 K: 1 S: 18 H: 2 LOB: 1 BB: 1 P: 31	R: 0 E: 0 K: 2 S: 9 H: 0 LOB: 0 BB: 0 P: 16	R: 1 E: 0 K: 1 S: 11 H: 1 LOB: 0 BB: 0 P: 20		1B: 2 2B: 2 3B: 1 HR: 4 SF: 0 SAC: 0 DP: 0 HBP: 1					WP: 0 PB: 0 SB: 2 CS: 0 PA: 35	

PITCHER		IP	WLS	BF	H	R	ER	SO	BB	IBB	HBP	BLK	WP	HR	S	P	ERA	WHIP
28 Bud Norris, R ERA: 4.53	(1, 1)	5.0	L	23	7	6	6	8	1	0	0	0	0	3	57	90	10.80	1.600
67 Louis Coleman, R ERA: 4.0	(6, 1)	0.1		3	1	0	0	0	0	0	1	0	0	0	7	12	0.00	3.000
43 Luis Avilán, L ERA: 5.79	(6, 1)	1.2		5	0	1	1	3	0	0	0	0	0	0	17	27	5.40	0.000
56 J.P. Howell, L ERA: 3.69	(8, 1)	1.0		4	1	1	1	1	0	0	0	0	0	1	11	20	9.00	1.000

PITCHER	IP	WLS	BF	H	R	ER	SO	BB	IBB	HBP	BLK	WP	HR	S	P	ERA	WHIP

BOTTOM

Los Angeles Dodgers @ Washington Nationals
Nationals Park, Washington, DC
Wed Jul 20 2016, 7:09 PM - 10:05 PM EDT
Att. 34,050 - Partly Cloudy - 84 F

livebaseballscorecards.com

AB	33
R	8
H	9
RBI	7
BB	1
SO	12
LOB	5

Batter	1	2	3	4	5	6	7	8	9	AB	R	H	RBI	BB	SO	LOB
26 Chase Utley, L (1, 4) OBP: 0.346, SLG: 0.387	C FF 94 C SL 90 F FF 95 B CU 82 F FF 95 X SL 90 1-2 ① F9		B CU 80 X FF 94 1-0 47 1B / 23 1B 1B	C FF 95 B CU 82 C CU 81 B FF 95 X FF 95 2-2 ③ L8			C FF 88 X SL 85 0-1 ② G6-3			4	1	1	0	0	0	0
47 Howie Kendrick, R (1, 7) OBP: 0.335, SLG: 0.377	X FF 95 0-0 ② L9		B FF 93 C FF 93 F CH 87 F FF 94 X CU 83 1-2 23 1B / 10 HR / 1-2 1B		C CU 81 F FF 94 B FF 95 F SL 91 S CH 88 1-3 ① K		C FF 91 F FF 90 B SL 86 S SL 86 1-3 ③ K			4	1	1	0	0	2	0
23 Adrián González, L (1, 3) OBP: 0.362, SLG: 0.401	B FF 94 F FF 95 X FF 95 1-1 10 HR 2B		F FF 94 F SL 88 B CH 87 X FF 94 1-2 10 HR / 1-3 / 2-H 1B		B FF 94 S CH 88 F SL 89 B CH 88 S SL 87 2-3 ② K			C FF 92 C SI 93 X SL 80 0-2 ① L8		4	2	2	1	0	1	0
10 Justin Turner, R (1, 5) OBP: 0.345, SLG: 0.482	D CU 83 B FF 95 F FF 96 F SL 88 B CH 89 X SL 88 3-2 / 2-H HR		B FF 94 B CH 88 D SL 89 X FF 94 3-0 / 1-H / 3-H HR		C FF 96 B CH 87 B FF 95 B SL 90 B FF 96 4-1 BB			C SL 79 F SL 79 B FF 93 F SI 93 F FF 93 B SL 79 F FF 94 S FF 94 2-3 ② K		3	2	2	5	1	1	0
31 Joc Pederson, L (1, 8) OBP: 0.321, SLG: 0.462	B FF 95 C CH 87 B SI 95 F SL 90 S FF 96 2-3 ③ K		X FF 93 0-0 ① P5		C CU 82 C FF 96 F FF 95 S CH 88 0-3 ③ K			B SL 79 C SL 81 C FF 94 B SL 82 S SL 81 2-3 ③ K		4	0	0	0	0	3	1
3 Chris Taylor, R (1, 6) OBP: 0.310, SLG: 0.487		B FF 94 B SI 93 C FF 94 X FF 95 2-1 ① P3	F FF 94 B CU 82 B FF 94 F FF 94 S CH 88 2-3 ② K			B FF 92 C FF 92 C CU 79 B SL 86 F FF 92 F FF 94 B CU 82 F FF 94 C FF 93 3-3 ① K			C SI 97 S SL 90 B CH 86 F SL 91 X SL 90 1-2 ① G6-3	4	0	0	0	0	2	0
60 Andrew Toles, L (1, 9) OBP: 0.350, SLG: 0.333 55 Joe Blanton, R (6, 1) 36 Adam Liberatore, L (8, 1) 18 Kenta Maeda, R (9, PH) OBP: 0.094, SLG: 0.188 74 Kenley Jansen, S (9, 1)		X FF 95 0-0 17 F9 / 17 PB 1B	C FF 94 S CU 82 S CH 88 0-3 ③ K2-3			X CH 87 0-0 ② G3			C SI 97 S SI 97 F SL 90 S SI 98 0-3 ② K	3 0 0 1 0	0 0 0 0 0	1 0 0 0 0	0 0 0 0 0	0 0 0 1 0	1 0 0 0 0	0 0 0 1 0
17 A.J. Ellis, R (1, 2) OBP: 0.288, SLG: 0.256		B FF 92 X FF 94 1-0 ② F9 / 1-3	C FF 94 C SL 88 C FF 94 0-3 ① K			F FF 93 X FF 92 0-1 ③ G3			B SL 89 C SL 88 X SI 96 1-1 2B	4	0	1	0	0	1	1
7 Julio Urías, L (1, 1) OBP: 0.091, SLG: 0.091 52 Pedro Báez, R (5, 1) 43 Luis Avilán, L (5, 1) 67 Louis Coleman, R (5, 1) 56 J.P. Howell, L (6, 1) 66 Yasiel Puig, R (6, 9) OBP: 0.318, SLG: 0.378 33 Scott Van Slyke, R (7, 9) OBP: 0.300, SLG: 0.347		C CU 82 S SL 90 S CU 82 0-3 ③ K	B FF 94 C FF 94 B CH 87 B FF 95 C FF 95 F FF 94 F FF 95 F FF 95 S FF 95 3-3 ② K				S SL 83 X SL 83 0-1 ① G5-3		C SI 98 C SL 91 X SI 97 0-2 ③ G6-3	2 0 0 0 0 0 1 1	0 0 0 0 0 0 0 0	0 0 0 0 0 0 0 0	0 0 0 0 0 0 0 0	2 0 0 0 0 0 0 0	1 0 0 0 0 0 0 1	
Inning Stats	R: 2 E: 0 K: 1 S: 14 H: 2 LOB: 0 BB: 0 P: 21	R: 0 E: 0 K: 1 S: 7 H: 1 LOB: 1 BB: 0 P: 10	R: 4 E: 0 K: 2 S: 16 H: 4 LOB: 0 BB: 0 P: 24	R: 0 E: 0 K: 2 S: 12 H: 0 LOB: 0 BB: 0 P: 17	R: 0 E: 0 K: 3 S: 12 H: 0 LOB: 1 BB: 1 P: 19	R: 0 E: 0 K: 1 S: 9 H: 0 LOB: 0 BB: 0 P: 12	R: 0 E: 0 K: 1 S: 7 H: 0 LOB: 0 BB: 0 P: 8	R: 0 E: 0 K: 2 S: 12 H: 0 LOB: 0 BB: 0 P: 16	R: 0 E: 0 K: 1 S: 13 H: 1 LOB: 1 BB: 0 P: 15	1B: 4 2B: 2 3B: 0 HR: 2 SF: 0 SAC: 0 DP: 0 HBP: 0				WP: 0 PB: 1 SB: 0 CS: 0	PA: 36	

PITCHER		IP	WLS	BF	H	R	ER	SO	BB	IBB	HBP	BLK	WP	HR	S	P	ERA	WHIP
37 Stephen Strasburg, R ERA: 2.83	(1, 1)	6.0	L	26	7	6	6	10	1	0	0	0	0	2	70	103	9.00	1.333
18 Matt Belisle, R ERA: 1.93	(7, 1)	1.0		3	0	0	0	1	0	0	0	0	0	0	7	8	0.00	0.000
46 Oliver Pérez, L ERA: 4.55	(8, 1)	1.0		3	0	0	0	2	0	0	0	0	0	0	12	16	0.00	0.000
32 Koda Glover, R ERA:	(9, 1)	1.0		4	1	0	0	1	0	0	0	0	0	0	13	15	0.00	1.000

PITCHER	IP	WLS	BF	H	R	ER	SO	BB	IBB	HBP	BLK	WP	HR	S	P	ERA	WHIP

TOP

Los Angeles Dodgers @ Washington Nationals
Nationals Park, Washington, DC
Thu Jul 21 2016, 12:09 PM - 3:42 PM EDT
Att. 38,586 - Partly Cloudy - 84 F

livebaseballscorecards.com

AB	35
R	6
H	8
RBI	6
BB	1
SO	14
LOB	4

BOTTOM

Los Angeles Dodgers @ Washington Nationals
Nationals Park, Washington, DC
Thu Jul 21 2016, 12:09 PM - 3:42 PM EDT
Att. 38,586 - Partly Cloudy - 84 F

livebaseballscorecards.com

Batter	1	2	3	4	5	6	7	8	9	AB	R	H	RBI	BB	SO	LOB
7 Trea Turner, R (1, 4) OBP: 0.313, SLG: 0.452	B FF 90 C FF 91 B CH 79 C FF 92 F SL 84 F FF 93 B CH 82 X FF 93 3-2 34 S 3 1B 34 SF7 1B	B SL 86 F FF 94 B CH 83 S CH 84 S CH 82 2-3 ③ K			C SI 95 S SI 95 B FF 96 D CH 86 B FF 97 F SI 96 F FF 97 F FF 97 3-2 ① P5	B SL 86 B SL 86 X SI 91 2-0 ③ F9		C FF 91 B FF 93 C FF 93 C FF 93 1-3 ② K		5	1	1	0	0	2	5
3 Michael Taylor, R (1, 8) OBP: 0.279, SLG: 0.379	1 SAFE 1 SAFE C FF 91 1 SAFE S FF 91 B FF 93 X FF 93 1-2 34 S 1-2 1B		X FF 92 0-0 ① G6-3		B SI 96 X FF 96 1-0 ② F7		F FF 88 B FF 90 B SL 86 F FF 90 B SL 86 D SL 85 4-2 20 S 20 1B BB	X FF 92 0-0 ③ F8		4	1	1	0	1	0	2
20 Daniel Murphy, L (1, 3) OBP: 0.388, SLG: 0.607	B FF 92 F CU 78 F FF 92 F FF 92 B FF 93 X CU 76 2-2 ① F6		C FF 92 C FF 92 B FF 92 F CH 80 B SL 85 X FF 92 2-2 ② L7		H SI 90 1-0 34 BB 1-2 HBP		C SI 90 B CH 85 S CH 85 F SL 87 F CH 86 X SL 86 1-2 6 S 1-H 1B		C FC 93 B FC 93 F FC 92 F SL 83 B FF 94 F FC 94 F FC 93 F FC 94 B FF 95 3-2 ① X FC 83 F8	4	0	1	1	0	0	2
34 Bryce Harper, L (1, 9) OBP: 0.391, SLG: 0.478	C CU 75 B SL 84 F FF 92 B FF 94 X CU 75 2-2 ② SF7 1-2 2-H		C SL 84 L CU 70 B CU 74 F FF 94 B FF 96 B CU 75 F FF 92 S FF 95 3-3 ③ K		B CU 75 C FF 92 D CH 81 B SI 92 B CH 82 4-1 1-2 2-3 BB		B CH 84 C CU 80 S CH 85 D SL 87 S SL 87 2-3 ① K		F FC 96 C FC 96 B FC 96 X SL 84 1-2 6 F9 6 DI 1B	3	0	1	1	1	2	1
6 Anthony Rendon, R (1, 5) OBP: 0.339, SLG: 0.416	C CU 75 B FF 92 S FF 92 C SL 85 1-3 ③ K			B FF 92 B CU 73 F FF 91 X FF 93 2-1 ① G6-3	X FF 90 0-0 ③ L7		C CU 80 B SL 86 B FF 91 X SL 84 2-1 ② F8 1-2		B FC 94 C FC 93 F FC 94 X FC 95 1-2 ② F9 1-3	5	0	0	0	0	1	6
40 Wilson Ramos, R (1, 2) OBP: 0.382, SLG: 0.522		F FF 91 B FF 90 X CU 73 1-1 37 1B 1B		B CH 80 X CH 80 1-0 ② G5-3	S FF 89 C FF 89 B SL 84 X SL 83 1-2 ① G5-3		D CU 81 F FF 91 F CH 86 D CH 86 B SL 86 B CH 86 4-2 BB		F FC 94 S FC 95 S FC 96 0-3 ③ K	4	0	1	0	1	1	1
14 Chris Heisey, R (1, 7) OBP: 0.315, SLG: 0.446		C FF 92 X CH 80 0-1 ① L6		C FF 95 B FF 92 F CH 80 X FF 92 1-2 8 FC6-4 1B	B SL 83 C SL 84 S SL 83 B SL 83 B FF 89 F SL 84 X FF 90 3-2 8 2B 1B	C SL 85 X CU 78 0-1 ③ F9				4	1	2	0	0	0	3
8 Danny Espinosa, S (1, 6) OBP: 0.329, SLG: 0.440		F FF 93 S SL 86 B SL 87 F FF 92 S CH 80 1-3 ② K		S FF 93 1 SAFE B FF 93 C FF 93 B FF 95 X CH 80 2-2 ③ FC6-4 1-2f	B SL 82 X FF 89 1-0 1-H 2B			S FF 89 B FF 90 F FF 90 S CH 85 1-3 ① K		4	0	1	1	0	2	2
37 Stephen Strasburg, R (1, 1) OBP: 0.167, SLG: 0.146 9 Ben Revere, L (6, PH) OBP: 0.264, SLG: 0.305 18 Matt Belisle, R (7, 1) 46 Oliver Pérez, L (8, 1) OBP: 0.667, SLG: 1.000 28 Jayson Werth, R (8, PH) OBP: 0.342, SLG: 0.413 32 Koda Glover, R (9, 1)	C CU 75 1 SAFE B FF 91 B FF 92 C FF 92 X FF 93 2-2 1-2 1B				C FF 93 F SI 93 B FF 94 B SL 87 F FF 95 F FF 96 F SI 94 B CH 86 B FF 97 4-2 34 BB 20 HBP BB	2 SAFE B KC 75 F SI 84 F KC 76 B KC 79 C KC 78 2-3 ② K		C FF 92 B FF 90 X CH 84 1-1 2B	1 1 0 0 1 0	0 0 0 0 0 0	1 0 0 0 0 0	0 0 0 0 0 0	1 1 0 0 0 0	0 1 0 0 0 0	0 1 0 0 0 0
Inning Stats	R: 1 E: 0 K: 1 S: 18 H: 2 LOB: 1 BB: 0 P: 27	R: 0 E: 0 K: 2 S: 14 H: 2 LOB: 2 BB: 0 P: 20	R: 0 E: 0 K: 1 S: 10 H: 0 LOB: 0 BB: 0 P: 15	R: 0 E: 0 K: 0 S: 9 H: 1 LOB: 1 BB: 0 P: 15	R: 0 E: 0 K: 0 S: 17 H: 0 LOB: 3 BB: 2 P: 30	R: 1 E: 0 K: 1 S: 12 H: 2 LOB: 1 BB: 0 P: 21	R: 1 E: 0 K: 1 S: 16 H: 1 LOB: 2 BB: 2 P: 29	R: 0 E: 0 K: 2 S: 9 H: 1 LOB: 1 BB: 0 P: 12	R: 0 E: 0 K: 1 S: 16 H: 1 LOB: 1 BB: 0 P: 21	1B: 8 2B: 2 3B: 0 HR: 0 SF: 1 SAC: 0 DP: 0 HBP: 1						

AB	36
R	3
H	10
RBI	3
BB	4
SO	9
LOB	23

WP: 0 PA: 42
PB: 0
SB: 4
CS: 0

PITCHER		IP	WLS	BF	H	R	ER	SO	BB	IBB	HBP	BLK	WP	HR	S	P	ERA	WHIP
7 Julio Urías, L ERA: 4.69	(1, 1)	4.0		17	5	1	1	4	0	0	0	0	0	0	51	77	2.25	1.250
52 Pedro Báez, R ERA: 3.0	(5, 1)	0.2		3	0	0	0	0	1	0	0	0	0	0	15	23	0.00	1.500
43 Luis Avilán, L ERA: 5.79	(5, 1)	0.0		2	0	0	0	0	1	0	1	0	0	0	1	6	∞	∞
67 Louis Coleman, R ERA: 4.17	(5, 1)	0.2		4	2	1	1	0	0	0	0	0	0	0	9	14	13.50	3.000
56 J.P. Howell, L ERA: 3.66	(6, 1)	0.1		1	0	0	0	1	0	0	0	0	0	0	3	5	0.00	0.000

PITCHER		IP	WLS	BF	H	R	ER	SO	BB	IBB	HBP	BLK	WP	HR	S	P	ERA	WHIP
55 Joe Blanton, R ERA: 2.17	(6, 1)	1.1		7	1	1	1	1	2	0	0	0	0	0	17	32	6.75	2.250
36 Adam Liberatore, L ERA: 0.56	(8, 1)	1.0	W	4	1	0	0	2	0	0	0	0	0	0	9	12	0.00	1.000
74 Kenley Jansen, R ERA: 1.3	(9, 1)	1.0	S	4	1	0	0	1	0	0	0	0	0	0	16	21	0.00	1.000

San Diego Padres @ Washington Nationals

Nationals Park, Washington, DC

Fri Jul 22 2016, 7:06 PM - 10:03 PM EDT

Att. 31,618 - Partly Cloudy - 90 F

TOP

livebaseballscorecards.com

Batter	1	2	3	4	5	6	7	8	9	AB	R	H	RBI	BB	SO	LOB
2 B.J. Upton, R (1, 8) (8, 7) OBP: 0.307, SLG: 0.444	C SI 91 B SI 92 S SI 91 X SI 92 1-2 ① F8		B SL 83 F SL 82 F SI 89 B SL 86 X CU 76 2-2 ② F7		B CU 83 C CH 87 X CH 87 1-1 11 E 27 HR 2-H 1B		B CH 87 B CH 86 X FF 96 2-0 ①② G5-4-3 1-2f		B FF 93 C SL 81 F FF 94 X SL 81 1-2 ③ G5-3	5	1	1	1	0	0	2
11 Ryan Schimpf, L (1, 4) OBP: 0.351, SLG: 0.588	B SI 92 C SI 91 F CU 78 B SI 93 C SI 92 2-3 ② K		X CH 82 0-0 ③ F9		1 SAFE P PO 80 1 SAFE B FF 90 B CH 81 S CH 81 B SI 91 4-1 27 HR 1-2 BB		S FF 95 H SL 84 1-1 HBP			2	1	0	0	1	1	0
27 Matt Kemp, R (1, 9) OBP: 0.278, SLG: 0.484	B SI 92 B SL 86 C SI 92 B SI 92 X SI 92 3-1 HR	B SI 90 F SI 89 S CH 84 B SI 94 S CU 78 2-3 ① K	B SI 89 S SL 83 B SI 88 X SI 90 2-1 1-H 2-H HR		C FF 96 D CH 87 F FF 98 F CH 88 S FF 99 1-3 ③ K				4	2	2	4	0	2	1
26 Yangervis Solarte, S (1, 5) OBP: 0.364, SLG: 0.524	S SI 92 B SI 92 F CU 77 B SI 93 F SI 93 B SI 93 X SI 93 3-2 ③ G3-1	C CH 84 B CH 84 B SI 90 B SI 91 X SI 92 3-1 1B	X CH 81 0-0 ③ F8		B FF 91 S SL 77 X FF 92 1-1 ① P4			4	0	1	0	0	0	0
24 Alex Dickerson, L (1, 7) OBP: 0.286, SLG: 0.385 52 Brad Hand, L (8, 1) 37 Brandon Maurer, R (8, 1)	F SI 90 C CU 76 B SI 92 F SI 92 F CU 77 B SI 93 B SI 91 S SI 92 3-3 ① K	X SI 90 0-0 ② P6			C FF 97 B SL 84 C SL 82 F FF 98 B FF 98 S CH 89 2-3 ① K		C SI 90 B SL 78 X FF 92 1-1 ② G1-3	4 0 0	0 0 0	0 0 0	0 0 0	0 0 0	2 0 0	1 0 0
10 Alexei Ramirez, R (1, 6) OBP: 0.278, SLG: 0.333	B SI 92 C SL 85 S SI 91 X SI 92 1-2 ② F9	C SI 83 F SI 91 D CU 76 B CU 76 X CH 84 2-2 ③ G1-3			X SL 85 0-0 ② L5		X FF 91 0-0 ③ L9			4	0	0	0	0	0	1
39 Brett Wallace, L (1, 3) OBP: 0.352, SLG: 0.365 9 Adam Rosales, R (9, PR) (9, 3) OBP: 0.296, SLG: 0.414	B SI 92 S SI 92 B CU 78 C CU 78 B SI 94 F SI 93 B SL 87 4-2 BB				S CH 81 C SI 90 H SI 90 1-2 61 SH3-4 2 1B HBP	C FF 96 F FF 98 X FF 98 0-2 1B			B SL 76 H SL 76 2-0 HBP	1 0	1 0	1 0	0 0	1 0	0 0	0 0
3 Derek Norris, R (1, 2) OBP: 0.261, SLG: 0.381	B SI 91 F SL 84 B SL 85 S SI 90 B SI 93 X SL 85 3-2 ③ G5-3				B SI 90 F SI 89 B SI 91 C SL 81 X SI 91 2-2 ① F8	D CH 87 C FF 96 F CH 87 F SL 81 T FF 97 1-2 ③ K			B SL 80 C SL 79 F FF 92 1 SAFE X FF 93 1-2 ① F9	4	0	0	0	0	1	4
61 Luis Perdomo, R (1, 1) OBP: 0.211, SLG: 0.211 16 Travis Jankowski, L (8, 8) OBP: 0.356, SLG: 0.315		C SI 89 C SI 91 S SL 84 0-3 ① K			X SI 89 0-0 ② SH3-4 1-2		B FF 94 F FF 96 F FF 96 X FF 95 1-2 2 G5-4-3 1B		B FF 89 S FF 93 1 SAFE 1 SAFE S FF 92 1 SAFE 1 SAFE S FF 94 1-3 ② K	2 1	0 0	1 0	0 0	0 0	1 1	0 1
Inning Stats	R: 1 E: 0 K: 1 S: 12 H: 1 LOB: 0 BB: 0 P: 21	R: 0 E: 0 K: 1 S: 14 H: 0 LOB: 1 BB: 1 P: 25	R: 0 E: 0 K: 1 S: 7 H: 0 LOB: 0 BB: 0 P: 9	R: 0 E: 0 K: 1 S: 9 H: 1 LOB: 1 BB: 0 P: 16	R: 4 E: 1 K: 0 S: 13 H: 2 LOB: 0 BB: 1 P: 22	R: 0 E: 0 K: 2 S: 12 H: 1 LOB: 1 BB: 0 P: 15	R: 0 E: 0 K: 1 S: 9 H: 1 LOB: 1 BB: 0 P: 14	R: 0 E: 0 K: 0 S: 5 H: 0 LOB: 0 BB: 0 P: 7	R: 0 E: 0 K: 1 S: 9 H: 0 LOB: 1 BB: 0 P: 14	1B: 4 2B: 0 3B: 0 HR: 2 SF: 0 SAC: 1 DP: 1 HBP: 3						

AB	31
R	5
H	6
RBI	5
BB	2
SO	8
LOB	10

WP: 0 PA: 37
PB: 0
SB: 0
CS: 0

PITCHER		IP	WLS	BF	H	R	ER	SO	BB	IBB	HBP	BLK	WP	HR	S	P	ERA	WHIP
57 Tanner Roark, R ERA: 3.05	(1, 1)	5.0	L	22	4	5	5	4	2	0	1	0	0	2	55	93	9.00	1.200
73 Felipe Vázquez, L ERA: 4.34	(6, 1)	2.0		8	2	0	0	3	0	0	1	0	0	0	21	29	0.00	1.000
46 Oliver Pérez, L ERA: 4.4	(8, 1)	1.0		4	0	0	0	0	0	0	1	0	0	0	5	9	0.00	0.000
58 Jonathan Papelbon, R ERA: 2.64	(9, 1)	1.0		3	0	0	0	1	0	0	0	0	0	0	9	12	0.00	0.000

PITCHER		IP	WLS	BF	H	R	ER	SO	BB	IBB	HBP	BLK	WP	HR	S	P	ERA	WHIP

San Diego Padres @ Washington Nationals

Nationals Park, Washington, DC

Fri Jul 22 2016, 7:06 PM - 10:03 PM EDT

Att. 31,618 - Partly Cloudy - 90 F

livebaseballscorecards.com

BOTTOM

Batter	1	2	3	4	5	6	7	8	9	AB	R	H	RBI	BB	SO	LOB
9 Ben Revere, L (1, 8) OBP: 0.259, SLG: 0.298	C SI 92 B FF 93 F SI 92 F SI 93 B SI 94 F SI 94 X SI 95 2-2 ① L8		B SI 93 C CH 86 B SI 95 X SI 94 2-1 ① G4-3		C SI 94 C CU 83 X SI 95 0-2 ② G4-3		C SI 93 X SI 94 0-1 ③ G4-3		B SL 85 F FF 94 X SL 86 1-1 ③ F8	5	0	0	0	0	0	3
28 Jayson Werth, R (1, 7) OBP: 0.341, SLG: 0.421	B SI 94 C SI 94 F SI 95 F CU 82 X SI 94 1-2 HR		C CU 84 B CU 80 X SI 94 1-1 ② G5-3		C CU 84 B SI 94 B CU 84 X SI 96 2-1 ③ G5-3			B SI 93 C SI 91 F CU 79 B FF 95 B SI 94 X SI 94 3-2 ① P3		4	1	1	1	0	0	0
20 Daniel Murphy, L (1, 3) OBP: 0.387, SLG: 0.612	F SI 94 B CH 88 B SI 94 X SI 94 2-1 ② G4-3		B CH 88 B SI 94 X SI 95 2-0 ③ G1-3			B SI 94 C SI 93 X SI 92 1-1 ① G6-3		B FF 94 B ST 84 C FF 95 C FF 93 X ST 85 2-2 HR		4	1	1	1	0	0	0
34 Bryce Harper, L (1, 9) OBP: 0.390, SLG: 0.473	B SI 94 B SI 95 C SI 95 C SI 95 B SI 96 B SI 95 4-2 40 S 40 1B BB			F CU 82 C SI 94 S CU 83 0-3 ① K		C SI 94 F SI 93 B CU 83 B SI 96 X SI 96 2-2 ② G4-3		B FF 95 C FF 93 C ST 85 C ST 85 1-3 ② K		3	1	0	0	1	2	0
40 Wilson Ramos, R (1, 2) OBP: 0.386, SLG: 0.526	B SI 95 X SI 94 1-0 1-H 1B			C SI 93 B CH 88 F SI 95 X CU 82 1-2 6 1B 1B		B CH 88 B SI 94 X SI 94 2-0 ③ G6-3		C SI 94 F SI 95 B ST 85 X FF 95 1-2 1B		4	0	3	1	0	0	0
6 Anthony Rendon, R (1, 5) OBP: 0.338, SLG: 0.414	C CU 83 S CU 84 B CU 84 X SI 95 1-2 ③ G5-3			X SI 94 0-0 1-2 1B			X CU 79 0-0 ① F7	X SL 86 0-0 ③ F8		4	0	1	0	0	0	2
7 Trea Turner, R (1, 4) OBP: 0.306, SLG: 0.412		C CU 79 B CU 82 S SI 93 B CU 81 S SI 94 2-3 ① K		C CU 83 C CU 82 F CU 83 S SI 96 0-3 ② K			B SI 91 F CU 80 H SI 92 2-1 25 E 8 G5-3 HBP		C FF 95 B SL 87 S SL 87 S SL 89 1-3 ① K	3	0	0	0	0	3	2
8 Danny Espinosa, S (1, 6) OBP: 0.325, SLG: 0.434		B CH 88 F FF 94 C CH 90 F SI 94 B CU 83 X SI 96 2-2 ② F8		X CU 82 0-0 ③ F8			F SI 91 1 SAFE X SI 93 0-1 ② G5-3 1-2		C FF 96 S SL 86 S FF 96 0-3 ② K	4	0	0	0	0	1	3
57 Tanner Roark, R (1, 1) OBP: 0.159, SLG: 0.122 73 Felipe Vázquez, L (6, 1) 25 Clint Robinson, L (7, PH) OBP: 0.271, SLG: 0.381 46 Oliver Pérez, L (8, 1) OBP: 0.667, SLG: 1.000 58 Jonathan Papelbon, R (9, 1) 14 Chris Heisey, R (9, PH) OBP: 0.323, SLG: 0.446		X SI 94 0-0 ③ L1			C SI 93 B SI 93 B SI 93 X SI 92 2-1 ① G6-3		C SI 94 B CU 83 B SI 94 F SI 94 F SI 95 D CU 84 X SI 94 3-2 E4 2-3		B SL 89 B SL 88 C FF 96 B FF 97 B FF 97 4-1 BB	2 0 1 0 0 0	0 0 0 0 0 0	0 0 0 0 0 0	0 0 1 0 0 0	0 0 0 0 1 0	0 0 1 0 0 0	0 0 1 0 0 0

Inning Stats																															
	R: 2	H: 2	E: 0	LOB: 1	K: 0	BB: 1	S: 17	P: 28	R: 0	H: 0	E: 0	LOB: 0	K: 1	BB: 0	S: 8	P: 12	R: 0	H: 0	E: 0	LOB: 0	K: 0	BB: 0	S: 5	P: 10	R: 0	H: 2	E: 0	LOB: 2	K: 2	BB: 0	S: 12	P: 13
	R: 0	H: 0	E: 0	LOB: 0	K: 0	BB: 0	S: 7	P: 11	R: 0	H: 0	E: 0	LOB: 0	K: 0	BB: 0	S: 6	P: 11	R: 0	H: 0	E: 1	LOB: 2	K: 0	BB: 0	S: 10	P: 15	R: 1	H: 2	E: 0	LOB: 1	K: 1	BB: 0	S: 13	P: 20
	R: 0	H: 0	E: 0	LOB: 1	K: 2	BB: 1	S: 9	P: 15	1B: 4	SF: 0	2B: 0	SAC: 0	3B: 0	DP: 0	HR: 2	HBP: 1	WP: 0	PA: 37	PB: 0	SB: 1	CS: 0										

PITCHER		IP	WLS	BF	H	R	ER	SO	BB	IBB	HBP	BLK	WP	HR	S	P	ERA	WHIP
61 Luis Perdomo, R ERA: 6.93	(1, 1)	7.0	W	28	4	2	2	3	1	0	1	0	0	1	65	100	2.57	0.714
52 Brad Hand, L ERA: 3.06	(8, 1)	0.2	H	4	2	1	1	1	0	0	0	0	0	1	12	19	13.50	3.000
37 Brandon Maurer, R ERA: 5.0	(8, 1)	1.1	S	5	0	0	0	2	1	0	0	0	0	0	10	16	0.00	0.750

PITCHER	IP	WLS	BF	H	R	ER	SO	BB	IBB	HBP	BLK	WP	HR	S	P	ERA	WHIP

AB	34
R	3
H	6
RBI	3
BB	2
SO	6
LOB	11

Batter	1	2	3	4	5	6	7	8	9	AB	R	H	RBI	BB	SO	LOB
16 Travis Jankowski, L (1, 8) OBP: 0.353, SLG: 0.328	C FF 93 F FF 94 S FF 95 0-3 ① K		S FF 94 B FF 94 B FF 93 C FF 93 F CH 86 S FF 95 2-3 ① K			C CU 77 X CH 87 0-1 ① G5-3		B FF 94 X FF 94 1-0 3B		4	0	1	0	0	2	1
4 Wil Myers, R (1, 3) OBP: 0.344, SLG: 0.500	C SL 86 B FF 94 B FF 95 F FF 96 S CH 86 2-3 ② K		S SL 86 B FF 96 B CU 78 F FF 95 D SL 87 F FF 96 S FF 97 3-3 ② K			B FC 88 F SL 88 X FF 96 1-1 ② F8		S SL 86 S SL 86 B FF 93 C SL 86 1-3 ③ K		4	0	0	0	0	3	2
27 Matt Kemp, R (1, 9) OBP: 0.280, SLG: 0.490	C FF 95 X FF 94 0-1 ③ F9		F SL 87 C SL 86 D SL 86 F FF 97 B FF 97 X CH 85 2-2 ③ L4			F FF 95 X FF 97 0-1 2B			X SI 92 0-0 2B	4	0	2	0	0	0	1
26 Yangervis Solarte, S (1, 5) OBP: 0.362, SLG: 0.519		F FF 94 B CU 77 F FF 95 F FC 89 X FF 95 1-2 11 HR 1B		C FF 92 B FC 89 B CH 84 C FF 94 X FC 90 2-2 ① G4-3		F CU 80 F FF 97 D CU 79 X FF 96 1-2 ③ P6			B FF 91 C FS 86 X FF 91 1-1 ① L8	4	1	1	0	0	0	2
2 B.J. Upton, R (1, 7) OBP: 0.304, SLG: 0.439		B FF 94 S SL 86 F FF 94 S SL 87 1-3 ① K		S FF 94 X FF 95 0-1 ② P4			B SL 86 B FF 95 S SL 88 C FF 96 S FF 97 2-3 ① K		C SL 81 S FF 92 S SL 80 0-3 ② K	4	0	0	0	0	3	2
11 Ryan Schimpf, L (1, 4) OBP: 0.356, SLG: 0.614		B CU 77 B FF 93 X FF 95 2-0 1-H HR		S FF 94 B CU 78 B FF 95 F FF 95 S FF 96 2-3 ③ K			B FF 97 F CH 88 S FC 92 S FF 98 1-3 ② K		I IN 61 I IN 68 I IN 70 I IN 69 4-0 IBB	3	1	1	2	1	2	0
12 Christian Bethancourt, R (1, 2) OBP: 0.303, SLG: 0.432 39 Brett Wallace, L (9, PH) OBP: 0.351, SLG: 0.363 59 Kevin Quackenbush, R (9, 1)		F FF 95 F SL 87 X SL 84 0-2 ② P6	C FF 94 S FF 94 S SL 88 0-3 ① K				S FF 97 S SL 89 S SL 88 0-3 ③ K		B FF 91 C FS 87 B FF 91 B FS 86 F FS 86 F FF 92 X FF 92 3-2 ③ P5	3 1 0	0 0 0	0 0 0	0 0 0	0 0 0	2 0 0	0 2 0
10 Alexei Ramirez, R (1, 6) OBP: 0.276, SLG: 0.330		F FF 94 F FF 92 X SL 87 0-2 ③ P3	B FF 93 B FF 93 X FF 95 2-0 ② G4-3				B FF 92 B FF 92 C FF 92 C FF 92 X FF 94 2-2 ① F8			3	0	0	0	0	0	0
33 Edwin Jackson, R (1, 1) OBP: 0.600, SLG: 0.600 62 José Domínguez, R (7, 1) 24 Alex Dickerson, L (8, PH) OBP: 0.282, SLG: 0.379 40 Ryan Buchter, L (8, 1) 3 Derek Norris, R (9, 2) OBP: 0.261, SLG: 0.381			B FF 92 C FF 93 S SL 88 X FF 96 1-2 1B	B SL 87 B FF 94 F FF 94 F FF 95 B SL 88 F FF 96 X FF 96 3-2 ③ G5-3				F FF 93 B FF 95 B FF 94 F SL 83 C FF 94 2-3 ② K		2 0 1 0 0	0 0 0 0 0	1 0 0 0 0	0 0 0 0 0	0 0 1 0 0	0 0 0 0 0	0 0 0 0 0
Inning Stats	R: 0 E: 0 K: 2 S: 8 H: 0 LOB: 0 BB: 0 P: 10	R: 2 E: 0 K: 1 S: 14 H: 2 LOB: 0 BB: 0 P: 18	R: 0 E: 0 K: 2 S: 15 H: 1 LOB: 1 BB: 0 P: 23	R: 0 E: 0 K: 1 S: 8 H: 0 LOB: 0 BB: 0 P: 12	R: 0 E: 0 K: 1 S: 8 H: 0 LOB: 0 BB: 0 P: 13	R: 0 E: 0 K: 0 S: 9 H: 1 LOB: 1 BB: 0 P: 11	R: 0 E: 0 K: 3 S: 9 H: 0 LOB: 0 BB: 0 P: 12	R: 0 E: 0 K: 2 S: 10 H: 1 LOB: 1 BB: 0 P: 16	R: 0 E: 0 K: 1 S: 10 H: 1 LOB: 2 BB: 1 P: 18	1B: 2 2B: 2 3B: 1 HR: 1 SF: 0 SAC: 0 DP: 0 HBP: 0						

PITCHER		IP	WLS	BF	H	R	ER	SO	BB	IBB	HBP	BLK	WP	HR	S	P	ERA	WHIP
31 Max Scherzer, R ERA: 2.92	(1, 1)	7.0		25	4	2	2	10	0	0	0	0	0	1	71	99	2.57	0.571
27 Shawn Kelley, R ERA: 2.7	(8, 1)	1.0		4	1	0	0	2	0	0	0	0	0	0	10	16	0.00	1.000
58 Jonathan Papelbon, R ERA: 2.56	(9, 1)	1.0	W	5	1	0	0	1	0	1	0	0	0	0	10	18	0.00	1.000

PITCHER	IP	WLS	BF	H	R	ER	SO	BB	IBB	HBP	BLK	WP	HR	S	P	ERA	WHIP

TOP

San Diego Padres @ Washington Nationals

Nationals Park, Washington, DC

Sat Jul 23 2016, 7:06 PM - 10:07 PM EDT

Att. 30,747 - Partly Cloudy - 94 F

livebaseballscorecards.com

AB	33
R	2
H	6
RBI	2
BB	1
SO	13
LOB	10

WP: 0 PA: 34
PB: 0
SB: 0
CS: 0

San Diego Padres @ Washington Nationals

Nationals Park, Washington, DC

Sat Jul 23 2016, 7:06 PM - 10:07 PM EDT

Att. 30,747 - Partly Cloudy - 94 F

livebaseballscorecards.com

BOTTOM

Batter	1	2	3	4	5	6	7	8	9	AB	R	H	RBI	BB	SO	LOB
9 Ben Revere, L (1, 8) OBP: 0.263, SLG: 0.303	C FF 90 B FF 91 B CH 87 X FF 91 2-1 ① L8		B FF 92 B FF 92 B FF 91 B FF 91 4-0 28 1B 20 SF9 BB		B FF 92 C SL 82 B FF 92 B SL 84 X FF 91 3-1 3-H 2B		C FF 97 F FF 98 X FF 99 0-2 ② G1-3			3	1	1	1	1	0	0
28 Jayson Werth, R (1, 7) OBP: 0.340, SLG: 0.419	B FF 93 C FF 93 B FF 91 C FF 92 F FF 94 F FF 95 C SL 86 2-3 ② K		B FF 90 1 SAFE B SL 84 B FF 92 C FF 91 1 SAFE 1 SAFE X FF 92 3-1 1-3 1B		C CU 77 X SL 87 0-1 ② G5-3		B FF 97 C SL 90 B SL 90 B FF 96 S FF 98 S FF 98 3-3 ③ K			4	0	1	0	0	2	1
20 Daniel Murphy, L (1, 4) OBP: 0.388, SLG: 0.611	B FF 94 B FF 89 C FF 91 X CU 78 2-1 34 E 1B		C SL 84 X CH 88 0-1 ② SF9 3-H		D SL 88 B SL 87 B FF 94 B FF 92 4-0 BB			C FC 90 B SL 86 B SL 87 C FF 94 X FC 90 2-2 ① G4-3		2	0	1	1	1	0	0
34 Bryce Harper, L (1, 9) OBP: 0.386, SLG: 0.467	1 SAFE 1 SAFE X CU 77 0-0 ③ P5 1-2		B FF 95 F FF 94 1 SAFE B CU 80 F SL 84 F FF 93 X FF 94 2-2 ③ G5-3		X SL 84 0-0 ③ P4			B FF 91 C FF 94 S SL 86 F SL 87 B FF 93 S FF 93 2-3 ② K		4	0	0	0	0	1	4
40 Wilson Ramos, R (1, 2) OBP: 0.385, SLG: 0.520		B FF 91 X FF 90 1-0 ① G6-3		X SL 84 0-0 ① F7		C CU 76 B SL 86 F FF 93 X CU 79 1-2 ① G5-3		S FF 93 B SL 89 B FF 93 B FC 91 F FF 93 F FF 93 B FF 93 4-2 BB		3	0	0	0	1	0	0
25 Clint Robinson, L (1, 3) OBP: 0.278, SLG: 0.379		C SL 84 B SL 86 B FF 94 B SL 85 B FF 93 4-1 8 FC4-6 BB		B FF 89 B SL 84 C FF 92 B FF 91 X FF 94 3-1 ② F9		B FF 92 X CU 82 1-0 1B		B FF 93 B FF 92 B FF 92 C FF 93 F FF 92 X FF 93 3-2 ③ P5		3	0	1	0	1	0	1
6 Anthony Rendon, R (1, 5) OBP: 0.339, SLG: 0.415		C FF 93 X FF 91 0-1 ② F8		B SL 87 C FF 90 C CU 79 X SL 88 1-2 8 CS 1B		C FF 93 F FF 90 X FF 96 0-2 ② L9			C CU 77 B SL 85 X CU 78 1-1 10 3B 1B	4	1	2	0	0	0	2
8 Danny Espinosa, S (1, 6) OBP: 0.324, SLG: 0.435		X FF 92 0-0 ③ FC4-6 1-2f		D SL 84 S FF 92 S FF 94 1-2 ③ CS 1-2	S CU 77 X FF 94 0-1 31 SH3-4 9 2B	B CU 77 B CU 76 C FF 94 X SL 84 2-1 ③ G2-3			1 SAFE B FF 90 B FF 90 C FF 90 L FF 90 1 SAFE S FF 91 2-3 ① K	4	1	1	0	0	1	3
31 Max Scherzer, R (1, 1) OBP: 0.156, SLG: 0.140 14 Chris Heisey, R (7, PH) OBP: 0.319, SLG: 0.440 27 Shawn Kelley, R (8, 1) 58 Jonathan Papelbon, R (9, 1) 10 Stephen Drew, L (9, PH) OBP: 0.319, SLG: 0.563			B FF 89 C FF 90 X FF 91 1-1 ① L9		X FF 90 0-0 ① SH3-4 2-3		C SL 88 B FF 99 C FF 98 X FF 97 1-2 ① F9		1 SAFE B FF 90 C FF 91 1 SAFE F FF 91 F FF 90 X CU 77 1-2 1-H 3B	1 1 0 0 1	0 0 0 0 0	0 0 0 0 1	0 0 0 0 0	0 0 0 0 0	0 0 0 0 0	0 0 0 0 0
Inning Stats	R: 0 H: 1 E: 1 LOB: 1 K: 1 BB: 0 S: 10 P: 16	R: 0 H: 0 E: 0 LOB: 1 K: 0 BB: 1 S: 5 P: 10	R: 1 H: 1 E: 0 LOB: 1 K: 0 BB: 1 S: 10 P: 20	R: 0 H: 1 E: 0 LOB: 0 K: 0 BB: 0 S: 8 P: 13	R: 1 H: 2 E: 0 LOB: 2 K: 0 BB: 1 S: 8 P: 15	R: 0 H: 1 E: 0 LOB: 1 K: 0 BB: 0 S: 9 P: 13	R: 0 H: 0 E: 0 LOB: 0 K: 1 BB: 0 S: 9 P: 13	R: 0 H: 0 E: 0 LOB: 1 K: 1 BB: 1 S: 13 P: 24	R: 1 H: 2 E: 0 LOB: 1 K: 1 BB: 0 S: 9 P: 13	1B: 5 SF: 1 2B: 2 SAC: 1 3B: 1 DP: 0 HR: 0 HBP: 0						WP: 0 PA: 37 PB: 0 SB: 0 CS: 1	

	AB	30
	R	3
	H	8
	RBI	3
	BB	4
	SO	4
	LOB	11

PITCHER		IP	WLS	BF	H	R	ER	SO	BB	IBB	HBP	BLK	WP	HR	S	P	ERA	WHIP
33 Edwin Jackson, R ERA: 4.3	(1, 1)	6.0		26	6	2	2	1	3	0	0	0	0	0	50	87	3.00	1.500
62 José Domínguez, R ERA: 4.91	(7, 1)	1.0		3	0	0	0	1	0	0	0	0	0	0	9	13	0.00	0.000
40 Ryan Buchter, L ERA: 3.07	(8, 1)	1.0		4	0	0	0	1	1	0	0	0	0	0	13	24	0.00	1.000
59 Kevin Quackenbush, R ERA: 3.89	(9, 1)	0.1	L	3	2	1	1	1	0	0	0	0	0	0	9	13	27.00	6.000

PITCHER	IP	WLS	BF	H	R	ER	SO	BB	IBB	HBP	BLK	WP	HR	S	P	ERA	WHIP

San Diego Padres @ Washington Nationals

Nationals Park, Washington, DC

Sun Jul 24 2016, 1:37 PM - 5:10 PM EDT

Att. 30,663 - Sunny - 96 F

livebaseballscorecards.com

Batter	1	2	3	4	5	6	7	8	9	AB	R	H	RBI	BB	SO	LOB
16 Travis Jankowski, L (1, 8) OBP: 0.348, SLG: 0.318	X FF 92 0-0 ① F8		B FF 91 B FF 91 C FF 92 B FF 93 B FF 92 4-1 4 1B 4 1B 1-2 2-3 BB		B CU 68 C FF 88 B CU 74 F FF 89 F SL 86 B FF 91 X FF 91 3-2 ① F7		F FF 92 B FF 92 B SL 78 X FF 92 2-1 ② G4-3		F FF 90 B FF 91 B FS 85 S FS 86 X FF 91 2-2 ① L7	4	1	0	0	1	0	0
4 Wil Myers, R (1, 3) OBP: 0.347, SLG: 0.499	B FF 93 C FF 93 B CU 79 F FF 94 X CU 80 2-2 ② P4		D CU 79 B FF 93 X FF 94 2-0 ② 1-H 2-H 3-H 1B		B FF 92 C SL 85 X SL 84 1-1 ② L7		B SL 79 B SI 92 B SL 78 C FF 93 B FF 93 4-1 27 1B BB		B FF 91 B SL 80 B SL 81 B FF 91 4-0 27 WP 26 1B BB	3	1	1	2	2	0	0
27 Matt Kemp, R (1, 9) OBP: 0.279, SLG: 0.486	B FF 94 X FF 95 1-0 ③ L9		X FF 94 0-0 ③ G6-3		F FF 92 X FF 92 0-1 ③ F9		B SI 96 B SI 95 X SI 96 2-0 1-3 1B		C SL 80 1 SAFE F FF 92 D SL 83 S SL 81 1-3 ② 1-2 K	5	0	1	0	0	1	1
26 Yangervis Solarte, S (1, 5) OBP: 0.363, SLG: 0.514		C FF 92 B FF 92 B CU 79 X FF 92 2-1 ① G6-3		C FF 93 B CH 84 F FF 92 F CU 80 B CU 80 F FF 94 F FF 95 F FF 96 B CU 81 3-2 X FF 84 P3		F FF 89 F CU 74 H SL 84 1-2 10 1B HBP	C SL 85 B SL 86 B SI 96 F SI 94 C SI 96 2-3 ③ K		X FF 92 0-0 11 1B 24 1B 10 2B 2-H 1B	4	1	1	1	0	1	2
24 Alex Dickerson, L (1, 7) OBP: 0.303, SLG: 0.451		B FF 93 F CH 84 X FF 93 1-1 ② G6-3		F FF 94 B FF 94 F FF 94 B CU 81 F FF 96 B CH 85 X FF 95 3-2 11 1B 2B		X FF 91 0-0 ① P5		B SL 82 X FF 91 1-0 HR	C FF 92 X FS 88 0-1 11 1B 10 2B 1-2 1B	5	3	3	1	0	0	1
11 Ryan Schimpf, L (1, 4) OBP: 0.368, SLG: 0.648		C FF 94 S CU 81 F FF 95 B FF 95 X CU 81 1-2 ③ L4		B FF 93 D CH 83 F FF 95 C FF 94 X FF 94 2-2 3 WP 10 BB 2-H 1B		B FF 90 C FF 90 F SL 88 S CU 76 1-3 ② K		C FF 91 X FF 92 0-1 HR	B FS 87 C FF 91 B FS 85 X FS 87 2-1 10 2B 1-2 2-3 1B	5	2	3	2	0	1	1
10 Alexei Ramirez, R (1, 6) OBP: 0.280, SLG: 0.335			X FF 93 0-0 E6 16 BB 3 1B 4 1B	B FF 93 1 SAFE B FF 94 B FF 94 B FF 92 4-0 3 WP 1-2 BB		B SL 85 B FF 92 C FF 90 X FF 92 2-1 1-2 1B		C FF 91 S SL 83 B SL 81 S SL 83 1-3 ① K	B SL 82 S SL 79 B FF 91 F SL 80 D SL 80 F FF 92 F SL 81 X SL 80 3-2 1-H 2-H 3-H 2B	4	1	2	3	1	1	0
3 Derek Norris, R (1, 2) OBP: 0.263, SLG: 0.379			C FF 92 B CU 78 X FF 92 1-1 16 BB 4 1B 1-2 1B	B FF 94 B CU 82 F FF 94 F FF 92 B CH 84 B CU 79 4-2 9 CS 1-2 2-3 BB		S FF 91 X SL 86 0-1 ③ L4		S SL 81 S FF 92 B FF 92 B FF 92 X SL 83 2-2 ② G4-3	D SL 86 C SL 86 D CU 76 S FF 90 F FF 90 S CU 77 2-3 ③ K	4	1	1	0	1	1	3
53 Christian Friedrich, R (1, 1) OBP: 0.167, SLG: 0.091 9 Adam Rosales, R (4, PH) OBP: 0.294, SLG: 0.410 23 Carlos Villanueva, R (4, 1) 39 Brett Wallace, L (7, PH) OBP: 0.349, SLG: 0.360 46 Matt Thornton, L (7, 1) 12 Christian Bethancourt, R (8, PH) OBP: 0.300, SLG: 0.429 40 Ryan Buchter, L (8, 1) 37 Brandon Maurer, R (9, 1)			X FF 92 0-0 ① B1	B SL 84 F FF 88 F FF 90 B SI 90 1 SAFE D SL 86 F FF 91 F SL 88 F FF 93 3-3 F CU 75 S FF 92 2 ③ K 1-2			B SL 79 C SL 79 C FF 92 F SL 80 B SI 92 S SL 79 2-3 ① K	B SL 83 S SL 83 S FF 92 S SL 84 1-3 ③ K		1 1 0 1 0 0 0 0	0 0 0 0 0 0 0 0	0 0 0 0 0 0 0 0	0 1 0 1 0 1 0 0	0 0 0 0 0 0 0 0	2 3 0 0 0 0 0 0
Inning Stats	R: 0 E: 0 K: 0 S: 5 H: 0 LOB: 0 BB: 0 P: 8	R: 0 E: 0 K: 0 S: 8 H: 0 LOB: 0 BB: 0 P: 12	R: 3 E: 1 K: 0 S: 7 H: 2 LOB: 0 BB: 1 P: 14	R: 1 E: 0 K: 1 S: 23 H: 2 LOB: 2 BB: 2 P: 42	R: 0 E: 0 K: 0 S: 8 H: 0 LOB: 0 BB: 0 P: 12	R: 0 E: 0 K: 1 S: 10 H: 1 LOB: 2 BB: 0 P: 14	R: 0 E: 0 K: 2 S: 11 H: 1 LOB: 2 BB: 1 P: 23	R: 2 E: 0 K: 2 S: 12 H: 2 LOB: 0 BB: 0 P: 17	R: 4 E: 0 K: 2 S: 20 H: 4 LOB: 1 BB: 1 P: 34	1B: 8 2B: 2 3B: 0 HR: 2 SF: 0 SAC: 0 DP: 0 HBP: 1						

PITCHER		IP	WLS	BF	H	R	ER	SO	BB	IBB	HBP	BLK	WP	HR	S	P	ERA	WHIP
44 Lucas Giolito, R ERA: 4.91	(1, 1)	3.1		17	4	4	2	0	3	0	0	0	1	0	36	66	5.40	2.100
18 Matt Belisle, R ERA: 1.73	(4, 1)	2.2		9	1	0	0	2	0	0	1	0	0	0	25	36	0.00	0.375
46 Oliver Pérez, L ERA: 4.3	(7, 1)	0.2	H	3	0	0	0	1	1	0	0	0	0	0	7	15	0.00	1.500
45 Blake Treinen, R ERA: 2.08	(7, 1)	0.1	H	2	1	0	0	1	0	0	0	0	0	0	4	8	0.00	3.000
27 Shawn Kelley, R ERA: 3.11	(8, 1)	1.0	B	5	2	2	2	2	0	0	0	0	0	2	12	17	18.00	2.000

PITCHER		IP	WLS	BF	H	R	ER	SO	BB	IBB	HBP	BLK	WP	HR	S	P	ERA	WHIP
58 Jonathan Papelbon, R ERA: 3.62	(9, 1)	0.2	L	7	4	4	4	1	1	0	0	0	1	0	16	28	54.00	7.500
52 Yusmeiro Petit, R ERA: 2.54	(9, 1)	0.1		1	0	0	0	1	0	0	0	0	0	0	4	6	0.00	0.000

AB	38
R	10
H	12
RBI	9
BB	5
SO	8
LOB	13

WP: 2 PB: 0 SB: 0 CS: 1 PA: 44

San Diego Padres @ Washington Nationals

Nationals Park, Washington, DC

Sun Jul 24 2016, 1:37 PM - 5:10 PM EDT

Att. 30,663 - Sunny - 96 F

livebaseballscorecards.com

BOTTOM

Batter	1	2	3	4	5	6	7	8	9	AB	R	H	RBI	BB	SO	LOB
7 Trea Turner, R (1, 4) OBP: 0.317, SLG: 0.462	C SI 89 B CU 77 F SL 83 X SI 89 1-2 20 SF8 3B		B CU 74 D CH 83 X CH 85 2-0 28 SF8 28 WP 20 1B 1-2 1B		B FF 87 B SL 80 C SI 85 S CH 80 F SL 84 B FF 90 S CH 82 3-3 ① K		B SI 92 X FC 87 1-0 E6 28 S		C SI 92 B SL 87 C FF 94 F FF 96 F FF 97 X SL 87 1-2 ③ L9	5	2	2	0	0	1	0
28 Jayson Werth, R (1, 7) OBP: 0.339, SLG: 0.416	C CU 76 B SL 84 D SL 84 B SI 89 F SL 83 B FF 89 4-2 6 G5-3 40 1B BB		B SL 79 C CH 87 C FF 88 X SI 88 1-2 ① SF8 1-3 2-H		C SI 88 C EP 56 S SL 85 0-3 ② K		1 SAFE 1 SAFE S FF 90 B SI 91 C SI 92 B SI 91 X FC 86 2-2 ③ G6-3 1-2			2	0	0	1	1	1	1
20 Daniel Murphy, L (1, 3) OBP: 0.392, SLG: 0.620	C SI 88 X SI 89 0-1 ① SF8 3-H		B CU 77 F SI 89 D CH 85 X SI 89 2-1 40 HR 3-H 1B		X SI 89 0-0 40 1B 2B			F FF 89 B FF 91 B FF 90 F FF 89 F FF 90 F FF 90 X FF 91 2-2 40 G4-3 2B		3	2	3	2	0	0	0
40 Wilson Ramos, R (1, 2) OBP: 0.389, SLG: 0.533	C SI 88 X SL 79 0-1 1-2 1B		B SL 81 B CH 85 X CH 86 2-0 1-H HR		S CH 82 B SL 85 B SI 90 X CH 84 2-1 ③ 2-H 1B			C FF 90 B FC 89 X FF 90 1-1 ① G4-3 2-3		4	1	3	3	0	0	1
6 Anthony Rendon, R (1, 5) OBP: 0.338, SLG: 0.411	B FF 88 S CH 83 C SI 88 X FF 90 1-2 ②③ G5-3 2-3f		B CU 73 X CH 86 1-0 ② F7			B SI 86 B CU 79 B SI 87 C SI 86 X CH 83 3-1 ① G6-3		I I I I 4-0 3 S IBB		3	0	0	0	1	0	2
14 Chris Heisey, R (1, 9) OBP: 0.306, SLG: 0.420 52 Yusmeiro Petit, R (9, 1) OBP: 0.200, SLG: 0.200		C CH 88 F SL 83 F SL 84 X FF 88 0-2 ① P3	F SL 86 B CU 76 F SL 81 B SI 88 B CH 79 X SL 79 3-2 ③ F7			X CU 72 0-0 ② L7		B FC 89 B SL 87 F FF 90 B FF 91 X FF 91 3-1 ② P3		4 0	0 0	0 0	0 0	0 0	0 0	2 0
3 Michael Taylor, R (1, 8) OBP: 0.274, SLG: 0.372		B SI 89 S CH 83 X FF 89 1-1 ② F8		B SL 80 C SU 79 B FF 89 F SL 83 F CU 75 B SL 83 C FF 90 3-3 ① K		B CH 83 C SI 90 X SL 84 1-2 ③ L6		S FF 92 B FF 92 C FC 90 F FF 92 B FF 91 S FF 91 2-3 ③ K 1-2		4	0	0	0	0	2	2
8 Danny Espinosa, S (1, 6) OBP: 0.321, SLG: 0.429		B CU 76 F CH 88 F SL 83 B SL 84 X SI 88 2-2 ③ L8		S CU 75 B SL 82 B FF 90 F CH 83 S FF 90 2-3 ② K			B FC 90 X SI 91 1-0 ① G5-3		X FF 91 0-0 ① F9	4	0	0	0	0	1	0
44 Lucas Giolito, R (1, 1) OBP: 0.333, SLG: 0.333 18 Matt Belisle, R (4, 1) 46 Oliver Pérez, L (7, 1) OBP: 0.667, SLG: 1.000 45 Blake Treinen, R (7, 1) 25 Clint Robinson, L (7, PH) OBP: 0.278, SLG: 0.376 27 Shawn Kelley, R (8, 1) 58 Jonathan Papelbon, R (9, 1) 34 Bryce Harper, L (9, 9) OBP: 0.385, SLG: 0.466			B CH 84 C CH 86 B SL 80 C CH 85 F SI 88 X CH 87 2-2 28 WP 7 1B 28 SF8 1B		X FF 85 0-0 ③ P6		C SI 91 B SI 91 C SL 82 X SI 92 1-2 ② G6-3		C SI 93 X CH 86 0-1 ② P2	1 1 0 0 1 0 0 1	1 0 0 0 0 0 0 0	1 0 0 0 0 0 0 0	0 0 0 0 0 0 0 0	0 0 0 0 0 0 0 0	0 0 0 0 0 0 0 0	0 0 0 0 0 0 0 0
Inning Stats	R: 1 E: 0 K: 0 S: 12 H: 2 LOB: 1 BB: 1 P: 18	R: 0 E: 0 K: 0 S: 9 H: 0 LOB: 0 BB: 0 P: 12	R: 4 E: 0 K: 0 S: 15 H: 4 LOB: 0 BB: 0 P: 28	R: 0 E: 0 K: 2 S: 8 H: 0 LOB: 0 BB: 0 P: 13	R: 1 E: 0 K: 2 S: 10 H: 2 LOB: 1 BB: 0 P: 15	R: 0 E: 0 K: 0 S: 6 H: 0 LOB: 0 BB: 0 P: 10	R: 0 E: 1 K: 0 S: 8 H: 0 LOB: 1 BB: 0 P: 13	R: 0 E: 0 K: 1 S: 13 H: 1 LOB: 2 BB: 1 P: 25	R: 0 E: 0 K: 0 S: 8 H: 0 LOB: 0 BB: 0 P: 9	1B: 5 2B: 2 3B: 1 HR: 1	SF: 2 SAC: 0 DP: 1 HBP: 0	WP: 1 PB: 0 SB: 2 CS: 0	PA: 37			

	AB	33
	R	6
	H	9
	RBI	6
	BB	2
	SO	5
	LOB	8

PITCHER		IP	WLS	BF	H	R	ER	SO	BB	IBB	HBP	BLK	WP	HR	S	P	ERA	WHIP
53 Christian Friedrich, L ERA: 5.0	(1, 1)	3.0		15	6	5	5	0	1	0	0	0	1	1	36	58	15.00	2.333
23 Carlos Villanueva, R ERA: 5.2	(4, 1)	3.0		10	2	1	1	4	0	0	0	0	0	0	24	38	3.00	0.667
46 Matt Thornton, L ERA: 6.28	(7, 1)	1.0		4	0	0	0	0	0	0	0	0	0	0	8	13	0.00	0.000
40 Ryan Buchter, L ERA: 3.0	(8, 1)	1.0	W	5	1	0	0	1	0	1	0	0	0	0	13	25	0.00	1.000
37 Brandon Maurer, R ERA: 4.89	(9, 1)	1.0		3	0	0	0	0	0	0	0	0	0	0	8	9	0.00	0.000

PITCHER	IP	WLS	BF	H	R	ER	SO	BB	IBB	HBP	BLK	WP	HR	S	P	ERA	WHIP

Washington Nationals @ Cleveland Indians

Progressive Field, Cleveland, OH

Tue Jul 26 2016, 7:12 PM - 10:27 PM EDT

Att. 23,711 - Clear - 79 F

TOP

livebaseballscorecards.com

Batter	1	2	3	4	5	6	7	8	9	AB	R	H	RBI	BB	SO	LOB
7 Trea Turner, R (1, 8) OBP: 0.326, SLG: 0.442	C FF 93 B FF 94 B FF 94 B FF 93 F FF 94 B FF 96 4-2 34 F8 34 S 20 1B BB	B SL 84 F FF 93 S CH 84 F CH 84 F CH 86 F FF 94 S CH 85 1-3 ① K	B SL 83 B FF 91 F FF 91 X FF 93 2-1 34 FC4-6 1B	B SL 83 C FF 91 B FF 92 C SI 91 F SI 92 B FF 91 S FF 89 3-3 ② K	B FC 94 F FC 93 X FC 93 1-1 E3 34 FC1-2 1-2 2-3 3-H	4	1	1	0	1	2	2
34 Bryce Harper, L (1, 9) OBP: 0.380, SLG: 0.458	B FF 94 F FF 94 X FF 94 1-1 ① F8 1-3	B FF 93 B FF 94 B CH 85 C CH 86 X CH 87 3-1 ② L9	1 SAFE 1 SAFE B FF 88 1 SAFE B FF 89 B FF 88 C FF 88 1 SAFE X FF 89 3-1 ① FC4-6 20 L3 1-2f	B FF 91 B SI 91 C SI 90 F FF 90 X FF 92 2-2 ③ L8	C FC 93 B FC 94 C FC 94 B FC 94 B FC 94 X FC 95 3-2 ② FC1-2 1-2 2-3 3-Hf	5	0	0	0	0	0	5
20 Daniel Murphy, L (1, 4) OBP: 0.389, SLG: 0.614	B FF 94 D CH 85 S SL 86 F FF 95 F FF 97 F SL 88 D CH 86 X FF 96 3-2 28 2B 3-H 1B	X FF 94 0-0 ③ L9	B FF 89 1 SAFE B FF 90 X FF 89 2-0 ②③ L3 1-1	S SL 86 X FF 97 0-1 ① P5	C FC 93 S SL 82 X FC 96 0-2 ③ G4-3	5	1	1	1	0	0	4
40 Wilson Ramos, R (1, 2) OBP: 0.390, SLG: 0.546	B FF 93 S FF 95 T FF 94 F FF 94 F FF 94 S FF 95 1-3 ② K	X FF 92 0-0 6 HR 2B	C CU 81 B SI 90 B CU 84 F SI 91 B CU 84 X SI 91 3-2 HR	S SL 87 B SL 88 C SL 86 S SL 85 1-3 ② K	4	2	2	1	0	2	1
28 Jayson Werth, R (1, 10) OBP: 0.340, SLG: 0.423	B FF 93 B FF 93 C FF 95 X FF 94 2-1 1-H 2B	D FF 93 C CH 82 F CH 83 F CH 84 B CH 83 C SL 81 2-3 ① K	B CU 84 B SI 91 B SI 92 X FF 92 3-0 6 1B 2B	C FF 97 C FF 98 B FF 98 B SL 86 B SL 88 X FF 96 3-2 ③ G6-3	4	0	2	1	0	1	1
6 Anthony Rendon, R (1, 5) OBP: 0.342, SLG: 0.427	F FF 94 S CH 84 B FF 94 T CH 85 1-2 ③ K	F FF 92 S CH 85 F CH 86 F FF 95 X CH 84 0-2 2-H HR	B SI 91 C SI 91 S CU 84 F CU 83 F SI 90 B CU 83 F CU 82 X SI 90 2-2 11 L1-3 2-3 1B	X FF 95 0-0 9 1B 7 E 2B	4	2	3	2	0	1	1
11 Ryan Zimmerman, R (1, 3) OBP: 0.281, SLG: 0.396	C FF 93 B FF 92 B CH 84 F FF 94 X CH 85 2-2 ① G5-3	C FF 93 X SL 85 0-1 ② G6-3	X SI 91 0-0 ①② L1-3 1-1	C FF 96 B FF 96 X SL 88 1-1 ① F9	4	0	0	0	0	0	3
8 Danny Espinosa, S (1, 6) OBP: 0.323, SLG: 0.427	C SI 92 B FF 94 S CH 85 F CH 86 B FF 96 S CH 86 2-3 ② K	B FF 92 B FF 94 S CH 83 B SL 80 F FF 92 B FF 96 4-2 BB	S FF 91 S FF 90 B FF 91 X FF 91 1-2 ③ G3	H FC 92 1-0 7 E 9 1B 34 FC1-2 HBP	2	0	0	0	1	1	1
9 Ben Revere, L (1, 7) OBP: 0.262, SLG: 0.302	B FF 93 C CH 85 B CH 83 X FF 95 2-1 ③ L3	1 SAFE B FF 92 X FF 94 1-0 ③ L7	B FF 89 B SI 90 B FF 89 C FF 90 X FF 90 3-1 ① G6-3	B FC 93 B FC 94 B FC 94 C FC 93 F FC 93 X FC 94 3-2 34 FC1-2 7 E 1-2 2-3 1B	4	0	1	0	0	0	1

Inning Stats	1	2	3	4	5	6	7	8	9
	R: 2 E: 0 K: 2 S: 19	H: 2 LOB: 1 BB: 1 P: 31	R: 0 E: 0 K: 1 S: 9	H: 0 LOB: 0 BB: 0 P: 15	R: 0 E: 0 K: 1 S: 9	H: 0 LOB: 0 BB: 0 P: 13	R: 2 E: 0 K: 1 S: 15	H: 2 LOB: 1 BB: 1 P: 22	R: 0 E: 0 K: 0 S: 5	H: 1 LOB: 0 BB: 0 P: 12	R: 1 E: 0 K: 0 S: 14	H: 3 LOB: 1 BB: 0 P: 23	R: 0 E: 0 K: 1 S: 9	H: 0 LOB: 0 BB: 0 P: 17	R: 0 E: 0 K: 1 S: 8	H: 0 LOB: 0 BB: 0 P: 12	R: 1 E: 1 K: 0 S: 14	H: 2 LOB: 3 BB: 0 P: 23

1B: 4 2B: 6 3B: 0 HR: 2	SF: 0 SAC: 0 DP: 2 HBP: 1	WP: 0 PB: 0 SB: 1 CS: 0	PA: 39
---	---	---	---

PITCHER		IP	WLS	BF	H	R	ER	SO	BB	IBB	HBP	BLK	WP	HR	S	P	ERA	WHIP
31 Danny Salazar, R ERA: 2.97	(1, 1)	4.0		19	5	4	4	5	2	0	0	0	0	1	54	85	9.00	1.750
57 Kyle Crockett, L ERA: 7.71	(5, 1)	1.0		2	0	0	0	0	0	0	0	0	0	0	3	8	0.00	0.000
53 Jeff Manship, R ERA: 3.38	(6, 1)	0.0		3	3	1	1	0	0	0	0	0	0	1	10	18	∞	∞
61 Dan Otero, R ERA: 1.13	(6, 1)	2.0		5	0	0	0	1	0	0	0	0	0	0	13	22	0.00	0.000
49 Austin Adams, R ERA: 5.84	(8, 1)	1.1		5	1	1	0	1	0	0	0	0	0	0	11	16	0.00	0.750

PITCHER		IP	WLS	BF	H	R	ER	SO	BB	IBB	HBP	BLK	WP	HR	S	P	ERA	WHIP
27 Bryan Shaw, R ERA: 4.29	(9, 1)	0.2	W	5	1	0	0	0	0	0	1	0	0	0	11	19	0.00	1.500

AB	36
R	6
H	10
RBI	5
BB	2
SO	7
LOB	19

BOTTOM

Batter	1	2	3	4	5	6	7	8	9	AB	R	H	RBI	BB	SO	LOB
20 Rajai Davis, R (1, 8) OBP: 0.324, SLG: 0.418	B SI 89 B SI 91 B SI 91 B FF 90 4-0 22 2B 12 PB BB		B SI 88 F CH 83 S FF 91 B CU 78 X FF 91 2-2 ① F9		F CH 81 X CH 83 0-1 ① L7		F SI 96 F SI 96 X SI 95 0-2 ②③ G5-4-3 1-2f		X FF 90 0-0 12 1B 1-2 2-3 1B	4	1	1	0	1	0	1
22 Jason Kipnis, L (1, 4) OBP: 0.344, SLG: 0.488	1 SAFE C FF 90 B FF 89 1 SAFE X FF 91 1-1 12 PB 41 SF7 1-3 2B		B CU 76 F FF 92 F FF 90 B CU 78 F FF 92 F CU 77 S CU 78 2-3 ② K		C FF 90 B FF 90 C SI 89 B FF 89 X FF 91 2-2 ② L7			C FF 96 S SL 84 X SL 85 0-2 12 1B 26 G6-4-3 2B	X SI 93 0-0 ① L7	5	2	2	0	0	1	3
12 Francisco Lindor, S (1, 6) OBP: 0.362, SLG: 0.460	B SI 92 X FF 92 1-0 ① P4 2-3 3-H		B SI 93 C SI 92 F CU 78 X FF 92 1-2 26 1B 1B		X FF 92 0-0 ③ G6-3			F FF 96 X FF 97 0-1 26 G6-4-3 2-3 1B	F SL 80 X FF 94 0-1 1-2 2-3 3-H 1B	5	0	3	1	0	0	1
26 Mike Napoli, R (1, 3) OBP: 0.329, SLG: 0.481	B FF 92 B CU 79 B FF 91 B FF 92 4-0 BB		1 SAFE B FF 90 C SI 89 X CH 83 1-1 41 FC5-4 1-2 1B			B SI 90 B SI 90 B SI 89 C SI 90 F FF 91 C SI 92 3-3 ① K		B FF 96 B CH 87 S FF 95 1 SAFE 1 SAFE T FF 94 D CH 87 X FF 95 3-2 ①② G6-4-3 1-2f 3-H		3	0	1	0	1	1	1
41 Carlos Santana, S (1, 10) OBP: 0.349, SLG: 0.482	B FF 92 F CH 84 B FF 92 B SI 92 F SI 91 X CH 84 3-2 ② SF7 3-H		B SI 90 C CU 77 F FF 91 X CU 78 1-2 ③ FC5-4 1-2f			B SI 91 X SI 90 1-0 ② G6-3		B FF 95 F CH 87 X CH 88 1-1 ③ F9		3	0	0	1	0	0	2
11 José Ramírez, S (1, 7) OBP: 0.347, SLG: 0.396	X SI 91 0-0 ③ L8			C FF 91 C CH 82 F FF 91 X CU 79 0-2 35 FC6-4 1B		B CH 84 B CH 84 F SI 91 S FF 92 B FF 90 F SI 92 X FF 92 3-2 ③ G6-3			B FF 90 B FF 89 C FF 89 S FS 86 B FF 89 F FF 90 B FF 91 4-2 72 2B BB	3	1	1	0	1	0	1
4 Juan Uribe, R (1, 5) OBP: 0.262, SLG: 0.336 72 Tyler Naquin, L (9, PH) OBP: 0.383, SLG: 0.633		C SI 90 C CU 77 B CU 80 F CH 84 B FF 92 F CU 78 F FF 91 S FF 92 2-3 ① K	C SI 89 F FF 90 F CU 77 F CH 83 X FF 92 0-2 ① L9				C SI 91 F CH 84 F SI 89 X FF 91 0-2 ① F8		C FF 91 S FF 91 B FF 91 X FS 83 1-2 38 SH 1-H 2B	3 1	0 1	0 1	0 1	0 0	1 0	1 0
35 Abraham Almonte, S (1, 9) OBP: 0.233, SLG: 0.357 38 Chris Gimenez, R (8, 2) OBP: 0.245, SLG: 0.283		B CU 77 C SI 92 B FF 91 S CH 84 B FF 91 F CH 82 C FF 92 3-3 ② K	B SI 91 X SI 90 1-0 ② FC6-4 1-2f				B SI 91 F SI 91 S FF 91 F CU 78 X CU 77 1-2 8 1B 2B		D SL 79 X FF 90 1-0 SH 20 1B 12 1B 2-H	3 0	1 1	1 0	0 0	0 0	1 0	1 0
55 Roberto Pérez, R (1, 2) OBP: 0.290, SLG: 0.048 8 Lonnie Chisenhall, L (7, PH) OBP: 0.354, SLG: 0.473 (8, 9)		X SI 92 0-0 ③ L4	B SI 90 F SI 90 X FF 92 1-1 ③ F9				X FF 95 0-0 20 G5-4-3 2-H 1B		I IN 62 I IN 70 I IN 67 I IN 67 4-0 12 1B 20 1B IBB	2 1	0 0	0 1	0 1	0 1	0 0	1 0
Inning Stats	R: 2 H: 1 E: 0 LOB: 1 K: 0 BB: 2 S: 7 P: 20	R: 0 H: 0 E: 0 LOB: 0 K: 2 BB: 0 S: 11 P: 16	R: 0 H: 2 E: 0 LOB: 2 K: 1 BB: 0 S: 16 P: 23	R: 0 H: 1 E: 0 LOB: 1 K: 0 BB: 0 S: 12 P: 14	R: 0 H: 0 E: 0 LOB: 0 K: 0 BB: 0 S: 6 P: 8	R: 0 H: 0 E: 0 LOB: 0 K: 1 BB: 0 S: 8 P: 15	R: 1 H: 2 E: 0 LOB: 0 K: 0 BB: 0 S: 12 P: 13	R: 1 H: 2 E: 0 LOB: 0 K: 0 BB: 0 S: 10 P: 14	R: 3 H: 3 E: 1 LOB: 3 K: 0 BB: 2 S: 11 P: 21	1B: 7 SF: 1 2B: 4 SAC: 1 3B: 0 DP: 2 HR: 0 HBP: 0						WP: 0 PA: 39 PB: 1 SB: 0 CS: 0	

PITCHER		IP	WLS	BF	H	R	ER	SO	BB	IBB	HBP	BLK	WP	HR	S	P	ERA	WHIP
47 Gio González, L ERA: 4.44	(1, 1)	6.1		26	5	3	2	4	2	0	0	0	0	0	68	105	2.84	1.105
45 Blake Treinen, R ERA: 2.04	(7, 1)	0.2	H	2	1	0	0	0	0	0	0	0	0	0	4	4	0.00	1.500
73 Felipe Vázquez, L ERA: 4.44	(8, 1)	1.0	H	4	2	1	1	0	0	0	0	0	0	0	10	14	9.00	2.000
58 Jonathan Papelbon, R ERA: 4.18	(9, 1)	0.0	L	5	2	3	2	0	1	1	0	0	0	0	8	18	∞	∞
46 Oliver Pérez, L ERA: 4.25	(9, 1)	0.1		2	1	0	0	0	0	0	0	0	0	0	3	3	0.00	3.000

PITCHER	IP	WLS	BF	H	R	ER	SO	BB	IBB	HBP	BLK	WP	HR	S	P	ERA	WHIP

Washington Nationals @ Cleveland Indians

Progressive Field, Cleveland, OH

Tue Jul 26 2016, 7:12 PM - 10:27 PM EDT

Att. 23,711 - Clear - 79 F

livebaseballscorecards.com

AB	33
R	7
H	11
RBI	4
BB	4
SO	4
LOB	12

Batter	1	2	3	4	5	6	7	8	9	AB	R	H	RBI	BB	SO	LOB
7 Trea Turner, R (1, 8) OBP: 0.360, SLG: 0.511	B FF 94 X FF 94 1-0 2B	B CH 90 B CH 89 X FF 94 2-0 1-2 2-H 3-H 1B			C SL 87 B SL 86 B CH 91 F FF 92 X SL 86 2-2 ② G1-3		B FF 90 X SI 90 1-0 3-H 2B			4	0	3	3	0	0	0
34 Bryce Harper, L (1, 9) OBP: 0.377, SLG: 0.453	B FF 96 F FF 95 F CH 90 B FF 95 X FF 95 2-2 ① F9	B CH 89 B FF 94 F SI 93 X FF 93 2-1 ③ F8			B CH 88 C CH 87 S SL 89 B FF 94 F SL 89 S CH 89 2-3 ③ K		C SL 78 B FF 89 F FF 90 B FF 90 F SL 78 C FF 90 2-3 ③ K			4	0	0	0	0	2	4
20 Daniel Murphy, L (1, 4) OBP: 0.390, SLG: 0.624	C CH 90 S CU 85 C FF 95 0-3 ② K		C CU 81 X CH 91 0-1 ① L7			C FF 91 B SL 87 B SL 88 F CH 86 X CH 88 2-2 HR		B SL 79 C FF 88 B FF 89 X FF 87 2-1 28 G4-6-3 2B		4	1	2	1	0	1	1
40 Wilson Ramos, R (1, 2) OBP: 0.389, SLG: 0.541	C CU 84 B FF 95 F FF 95 X CU 85 1-2 ③ G1-3		S CU 81 X CH 90 0-1 ② G6-3			C SL 85 C SL 85 B CH 90 B CH 90 X SL 87 2-2 ① G5-3		B FC 92 B FC 93 S FC 93 F FC 94 D SL 81 B FC 94 4-2 28 G4-6-3 BB		3	0	0	0	1	0	1
28 Jayson Werth, R (1, 10) OBP: 0.339, SLG: 0.419		C FF 94 B CU 83 C FF 94 B FF 95 B CH 90 F CH 89 B FF 95 4-2 11 FC6-4 6 BB 7 1B BB	B CH 87 C FF 92 B CU 82 C CU 81 X SL 88 2-2 ③ G1-3			C FF 91 C CU 79 B FF 92 X SL 88 1-2 ② L9		C FC 94 B FC 92 B FC 94 B FC 94 X FC 94 3-1 ①② G4-6-3 1-2f 2-3		3	1	0	0	1	0	2
6 Anthony Rendon, R (1, 5) OBP: 0.342, SLG: 0.423		1 SAFE 1 SAFE 1 SAFE B CH 86 1 SAFE B FF 94 B FF 93 B FF 93 4-0 11 FC6-4 1-2 BB		C CU 80 S SL 85 C SL 87 0-3 ① K		F FF 91 F SL 87 X CH 90 0-2 ③ G5-3		C FC 94 F FC 92 B FC 94 F SL 81 B FC 93 X SL 82 2-2 ③ F7		3	0	0	0	1	1	1
11 Ryan Zimmerman, R (1, 3) OBP: 0.280, SLG: 0.394		S FF 94 B FF 94 S CH 89 X CH 90 1-2 ① FC6-4 9 S 7 1B 1-2f 2-3		X FF 93 0-0 ② G6-3			B FF 89 F SI 89 X SI 90 1-1 9 G4-3 8 SH3-4 7 2B 1B			F FF 94 S KC 82 C KC 83 0-3 ① K	4	2	1	0	0	1	2
8 Danny Espinosa, S (1, 6) OBP: 0.320, SLG: 0.423		B FF 93 S CH 88 F FF 93 S CH 89 1-3 ② K		C CH 85 S SL 87 F SI 93 F SL 88 S CH 88 0-3 ③ K			X FF 90 0-0 ① SH3-4 1-2			C KC 83 F FF 94 S FF 94 0-3 ② K	3	0	0	0	0	3	2
9 Ben Revere, L (1, 7) OBP: 0.262, SLG: 0.298		B FF 93 F FF 93 F CH 87 F SL 84 F CH 88 B FF 94 F CU 84 D CH 88 F CH 88 4-2 F FF 94 F CH 88 B FF 94 7 1B 1-2 BB			B CH 88 C CU 79 B SL 85 B CH 90 C FF 92 F FF 91 X FF 91 3-2 ① G4-3		B FF 90 F FF 90 X FF 90 1-1 ② G4-3 2-3		B FF 94 X FF 95 1-0 ③ L7	3	0	0	0	1	0	1

TOP

Washington Nationals @ Cleveland Indians

Progressive Field, Cleveland, OH

Wed Jul 27 2016, 12:11 PM - 3:21 PM EDT

Att. 26,607 - Sunny - 83 F

livebaseballscorecards.com

AB	31
R	4
H	6
RBI	4
BB	4
SO	8
LOB	14

Inning Stats	1	2	3	4	5	6	7	8	9	1B: 2	SF: 0	WP: 0	PA: 36
	R: 0 E: 0 K: 1 S: 10	H: 1 LOB: 1 BB: 0 P: 14	R: 2 E: 0 K: 1 S: 20	H: 1 LOB: 2 BB: 3 P: 38	R: 0 E: 0 K: 0 S: 7	H: 0 LOB: 0 BB: 0 P: 9	R: 0 E: 0 K: 2 S: 9	H: 0 LOB: 0 BB: 0 P: 9	R: 0 E: 0 K: 1 S: 11	H: 0 LOB: 0 BB: 0 P: 18	R: 1 E: 0 K: 0 S: 12	H: 1 LOB: 0 BB: 0 P: 17	R: 1 E: 0 K: 1 S: 10	H: 2 LOB: 1 BB: 0 P: 15	R: 0 E: 0 K: 0 S: 10	H: 1 LOB: 1 BB: 1 P: 21	R: 0 E: 0 K: 2 S: 7	H: 0 LOB: 0 BB: 0 P: 8	2B: 3 3B: 0 HR: 1	SAC: 1 DP: 1 HBP: 0	PB: 0 SB: 1 CS: 0	

PITCHER		IP	WLS	BF	H	R	ER	SO	BB	IBB	HBP	BLK	WP	HR	S	P	ERA	WHIP
59 Carlos Carrasco, R ERA: 2.45	(1, 1)	6.0	L	24	3	3	3	5	3	0	0	0	0	1	69	105	4.50	1.000
61 Dan Otero, R ERA: 1.33	(7, 1)	0.2		4	2	1	1	0	0	0	0	0	0	0	6	9	13.50	3.000
57 Kyle Crockett, L ERA: 7.36	(7, 1)	0.1		2	1	0	0	1	0	0	0	0	0	0	6	10	0.00	3.000
27 Bryan Shaw, R ERA: 4.19	(8, 1)	1.0		3	0	0	0	0	1	0	0	0	0	0	8	17	0.00	1.000
37 Cody Allen, R ERA: 2.49	(9, 1)	1.0		3	0	0	0	2	0	0	0	0	0	0	7	8	0.00	0.000

PITCHER	IP	WLS	BF	H	R	ER	SO	BB	IBB	HBP	BLK	WP	HR	S	P	ERA	WHIP

BOTTOM

Washington Nationals @ Cleveland Indians

Progressive Field, Cleveland, OH

Wed Jul 27 2016, 12:11 PM - 3:21 PM EDT

Att. 26,607 - Sunny - 83 F

livebaseballscorecards.com

Batter	1	2	3	4	5	6	7	8	9	AB	R	H	RBI	BB	SO	LOB
41 Carlos Santana, S (1, 3) OBP: 0.346, SLG: 0.477	B FF 93 F FF 94 B SL 91 B FF 94 F FF 94 S SL 91 3-3 K ①		C CU 82 F SL 89 B FF 94 X CH 88 1-2 F8 ②		F SL 88 X FF 94 0-1 P5 ②			C SI 94 F KC 80 S SI 93 0-3 K ①		4	0	0	0	0	2	2
22 Jason Kipnis, L (1, 4) OBP: 0.340, SLG: 0.483	C FF 94 B CU 82 B CH 88 X FF 95 2-1 L7 ②		D CH 87 X FF 94 1-0 F9 ③		F FF 94 X CH 87 0-1 L8 ③			C SI 92 S KC 81 S SI 93 0-3 K ②		4	0	0	0	0	1	2
12 Francisco Lindor, S (1, 6) OBP: 0.361, SLG: 0.458	B FF 95 X FF 94 1-0 L7 ③			C FF 93 F CH 88 B FF 95 B CU 82 S FF 96 2-3 K ①		B CU 81 B CH 86 F FF 92 C SL 91 X FF 95 2-2 F7 ①		X SI 94 0-0 1B		4	0	1	0	0	1	0
26 Mike Napoli, R (1, 10) OBP: 0.326, SLG: 0.476		B FF 94 C FF 94 B CU 82 F FF 94 S CH 88 2-3 K ①		X SL 90 0-0 G1-3 ②		B CU 83 B SL 90 C FF 94 F FF 95 B FF 95 X SL 91 3-2 L4 ②		B FF 88 C SL 81 X FF 90 1-1 G4-3 ③		4	0	0	0	0	1	1
11 José Ramírez, S (1, 5) OBP: 0.352, SLG: 0.402		C FF 94 B SL 90 B FF 95 F FF 95 X FF 95 2-2 20 S 2B		B FF 94 C SL 90 B FF 94 B CH 89 X FF 95 3-1 8 E 1B		B FF 95 F SL 91 F CH 89 B CH 89 B FF 94 B CH 87 4-2 BB			C FF 94 B CH 86 S FF 95 X FF 95 1-2 P3 ①	3	0	2	0	1	0	0
8 Lonnie Chisenhall, L (1, 9) OBP: 0.350, SLG: 0.467 9 Erik González, R (9, PH) OBP: 0.286, SLG: 0.167		F FF 92 F FF 93 X FF 95 0-2 P4 ②		S FF 94 F FF 94 1 SAFE F FF 94 X FF 93 0-2 E5 1-3		B FF 94 C FF 94 X FF 93 1-1 P5 ③			B FF 96 F CH 88 B FF 96 B FF 95 B FF 95 4-1 20 1B 72 1B BB	3 0	0 1	0 0	0 0	0 1	0 0	3 0
20 Rajai Davis, R (1, 7) OBP: 0.323, SLG: 0.415		S CU 82 B SL 90 S FF 94 F SL 91 S FF 96 1-3 K ③ 2-3		B SL 90 S SL 90 X FF 95 1-1 G5-3 ③			C FF 94 S FF 94 B FF 93 B SL 90 X FF 94 2-2 F7 ①		C CH 86 F FF 96 X FF 96 0-2 72 1B 1-2 1B	4	0	1	0	0	1	3
72 Tyler Naquin, L (1, 8) OBP: 0.390, SLG: 0.634			B FF 94 S CU 82 F FF 95 B SL 90 F FF 95 B FF 94 F FF 96 F CH 89 B FF 96 4-2 38 SH2-4 BB		B FF 93 F SL 89 F FF 95 X CH 88 1-2 1B		B FF 94 S FF 95 F SL 91 B FF 94 S FF 94 2-3 K ②		F FF 95 C FF 95 X SL 82 0-2 55 G4-6-3 1-2 2-H 1B	3	0	2	1	1	1	0
38 Chris Gimenez, R (1, 2) OBP: 0.242, SLG: 0.280 35 Abraham Almonte, S (7, PH) OBP: 0.226, SLG: 0.345 55 Roberto Pérez, R (8, 2) OBP: 0.281, SLG: 0.045			X FF 93 0-0 SH2-4 ① 1-2		1 SAFE C SL 88 F SL 88 F FF 95 S FF 94 0-3 K ①		F FF 94 F FF 95 B FF 94 S CU 82 1-3 K ③		C SI 95 B SI 94 B SI 95 X SI 94 2-1 G4-6-3 ②③ 1-2f	1 1 1	0 0 0	0 0 0	0 0 0	0 0 0	1 1 0	1 0 2
Inning Stats	R: 0 E: 0 K: 1 S: 6 H: 0 LOB: 0 BB: 0 P: 12	R: 0 E: 0 K: 2 S: 13 H: 1 LOB: 1 BB: 0 P: 18	R: 0 E: 0 K: 0 S: 10 H: 0 LOB: 1 BB: 1 P: 16	R: 0 E: 1 K: 1 S: 12 H: 1 LOB: 2 BB: 0 P: 18	R: 0 E: 0 K: 1 S: 11 H: 1 LOB: 1 BB: 0 P: 12	R: 0 E: 0 K: 0 S: 10 H: 0 LOB: 1 BB: 1 P: 20	R: 0 E: 0 K: 2 S: 9 H: 0 LOB: 0 BB: 0 P: 14	R: 0 E: 0 K: 2 S: 9 H: 1 LOB: 1 BB: 0 P: 10	R: 1 E: 0 K: 0 S: 12 H: 2 LOB: 1 BB: 1 P: 19	1B: 5 2B: 1 3B: 0 HR: 0 SF: 0 SAC: 1 DP: 1 HBP: 0						

PITCHER		IP	WLS	BF	H	R	ER	SO	BB	IBB	HBP	BLK	WP	HR	S	P	ERA	WHIP
37 Stephen Strasburg, R ERA: 2.68	(1, 1)	7.0	W	27	3	0	0	7	2	0	0	0	0	0	71	110	0.00	0.714
36 Sammy Solís, L ERA: 2.37	(8, 1)	0.2		3	1	0	0	2	0	0	0	0	0	0	7	7	0.00	1.500
18 Matt Belisle, R ERA: 1.71	(8, 1)	0.1		1	0	0	0	0	0	0	0	0	0	0	2	3	0.00	0.000
73 Felipe Vázquez, L ERA: 4.59	(9, 1)	0.1		4	2	1	1	0	1	0	0	0	0	0	10	15	27.00	9.000
45 Blake Treinen, R ERA: 2.01	(9, 1)	0.2	S	1	0	0	0	0	0	0	0	0	0	0	2	4	0.00	0.000

PITCHER	IP	WLS	BF	H	R	ER	SO	BB	IBB	HBP	BLK	WP	HR	S	P	ERA	WHIP

AB	32
R	1
H	6
RBI	1
BB	3
SO	9
LOB	14

WP: 0 PB: 0 SB: 1 CS: 0 PA: 36

Batter	1	2	3	4	5	6	7	8	9	AB	R	H	RBI	BB	SO	LOB
7 Trea Turner, R (1, 8) OBP: 0.382, SLG: 0.510	C FF 90 B SL 84 C SL 83 S SL 81 1-3 K	B FF 91 C FC 90 X SL 86 1-1 34 BB 1-2 2-H 1B		C FF 90 S CH 82 B FF 92 X SL 82 1-2 G5-3		C SI 94 X SL 82 0-1 34 2B 1B		B FF 91 C FC 88 B SL 84 B FC 87 F FF 90 B FC 87 4-2 34 S BB		4	1	2	1	1	1	0
34 Bryce Harper, L (1, 9) OBP: 0.377, SLG: 0.453	C B CH 82 C FF 91 B SL 82 F SI 92 F FC 86 S FF 92 2-3 K	B CH 82 F CH 82 B SL 83 B FF 90 S FC 86 B FF 92 4-2 1-2 2-3 BB		B FF 91 C FC 86 B SI 91 F SL 85 C FF 92 2-3 K		1 SAFE C CH 86 X SI 94 0-1 1-H 2B		1 SAFE B SI 90 D SL 84 B SI 91 F SI 91 C FC 87 X FC 88 3-2 P5 1-2		4	0	1	1	1	2	1
20 Daniel Murphy, L (1, 4) OBP: 0.391, SLG: 0.619	B FC 87 C FF 91 B SL 84 S CH 82 B FC 87 F SL 83 X FF 91 3-2 F8	C FF 91 B SL 86 F FC 86 F SI 90 F FF 91 B SI 91 B FC 86 F SL 85 X SL 85 3-2 F9		B CH 82 C FF 91 F CH 81 X FF 92 1-2 G6-3		I IN 76 I CH 80 I CH 81 I CH 80 4-0 IBB		I IN 79 I IN 82 I IN 82 I IN 80 4-0 IBB		3	0	0	0	2	0	3
40 Wilson Ramos, R (1, 2) OBP: 0.386, SLG: 0.535		B FC 89 X SL 84 1-0 11 1B 8 1B 1B	X FC 89 0-0 P4		B SL 83 B FC 90 X SL 83 2-0 F9	C FF 92 S SL 82 B SL 82 S SL 81 1-3 K		C SL 84 F FC 87 X SI 91 0-2 G6-3		5	1	1	0	0	1	4
28 Jayson Werth, R (1, 7) OBP: 0.338, SLG: 0.416		C FF 90 X FC 90 0-1 F9	C SL 80 B SL 81 X FF 91 1-1 G4-3		C FF 91 X CH 81 0-1 1B		C SL 80 B SL 82 F SI 92 F SI 93 S CH 85 1-3 K		B SI 91 C FC 87 F SI 90 B SI 92 X FC 86 2-2 F9	5	0	1	0	0	1	1
6 Anthony Rendon, R (1, 5) OBP: 0.345, SLG: 0.427		B SL 85 B SI 91 C SL 83 T FF 91 B FF 92 X SL 84 3-2 P3	C CH 84 F FF 91 F FF 91 X CH 83 0-2 11 2B 1B		1 SAFE X SI 90 0-0 F9		C SL 82 B SL 82 X SL 82 1-1 2B		C FC 88 F SI 90 B SI 91 B SL 84 B FC 87 B FC 86 4-2 11 S BB	4	0	2	0	1	0	2
11 Ryan Zimmerman, R (1, 3) OBP: 0.282, SLG: 0.398		B FF 91 B SI 91 X SL 84 2-0 8 1B 57 1B 1-2 1B	1 SAFE X SL 85 0-0 1-3 2B		B FF 91 B SI 91 C FF 91 C FF 91 B FF 92 F SI 93 X FF 92 3-2 L7		C FF 93 F FF 92 S SL 80 0-3 K		S FC 86 1 SAFE 1 SAFE S FC 87 1 SAFE F FC 87 D FC 87 F SI 90 B SI 90 3-3 B FC 86 1 SAFE S FC 86 1-2 K	5	1	2	0	0	2	3
8 Danny Espinosa, S (1, 6) OBP: 0.321, SLG: 0.421		C FC 90 S FC 87 B FF 92 D CH 83 X FC 87 2-2 57 1B 7 1B 1-2 2-H 1B	I I I I 4-0 IBB			C FF 92 F FF 93 B FF 94 B CH 86 X FF 94 2-2 P6	C CU 75 F SI 92 S CU 76 0-3 K		X SI 90 0-0 G4-3	4	1	1	1	1	1	2
57 Tanner Roark, R (1, 1) OBP: 0.170, SLG: 0.136 9 Ben Revere, L (8, PH) OBP: 0.261, SLG: 0.297 36 Sammy Solís, R (8, 1) 58 Jonathan Papelbon, R (9, 1) 46 Oliver Pérez, L (9, 1) OBP: 0.667, SLG: 1.000 27 Shawn Kelley, R (9, 1)		S CH 85 F SL 86 X SL 83 0-2 34 BB 7 1B 1-2 2-H 1B	C SL 84 B FC 90 S FF 90 B FF 91 X FF 92 2-2 P3			C FF 94 S SL 81 B SL 82 B CU 78 X FF 94 2-2 G4-3		B SL 84 X SL 83 1-0 F8		3	0	1	1	0	0	3
										1	0	0	0	0	0	0
										0	0	0	0	0	0	0
										0	0	0	0	0	0	0
										0	0	0	0	0	0	0

TOP

Washington Nationals @ San Francisco Giants
AT&T Park, San Francisco, CA
Thu Jul 28 2016, 7:17 PM - 10:44 PM PDT
Att. 42,001 - Partly Cloudy - 58 F

livebaseballscorecards.com

AB	38
R	4
H	11
RBI	4
BB	6
SO	8
LOB	19

Inning Stats	1	2	3	4	5	6	7	8	9
	R: 0 E: 0 K: 2 S: 12	H: 0 LOB: 0 BB: 0 P: 18	R: 3 E: 0 K: 0 S: 23	H: 5 LOB: 3 BB: 1 P: 39	R: 0 E: 0 K: 0 S: 11	H: 2 LOB: 3 BB: 1 P: 18	R: 0 E: 0 K: 1 S: 9	H: 0 LOB: 0 BB: 0 P: 13	R: 0 E: 0 K: 0 S: 8	H: 1 LOB: 1 BB: 0 P: 13	R: 1 E: 0 K: 1 S: 13	H: 2 LOB: 2 BB: 1 P: 22	R: 0 E: 0 K: 3 S: 12	H: 1 LOB: 1 BB: 0 P: 14	R: 0 E: 0 K: 0 S: 9	H: 0 LOB: 2 BB: 2 P: 21	R: 0 E: 0 K: 1 S: 11	H: 0 LOB: 1 BB: 1 P: 20

| | | | | | | | | | |

Batter	1	2	3	4	5	6	7	8	9	AB	R	H	RBI	BB	SO	LOB
2 Denard Span, L (1, 8) OBP: 0.331, SLG: 0.341	B SI 91 C SI 92 F CH 84 X SI 93 1-2 G4-3 ①		C SI 92 X SL 87 0-1 G6-3 ①		B CH 86 D CH 84 C SI 92 B SI 92 X SI 93 3-1 F7 ②			B SI 94 C SI 94 C SI 95 B SI 95 B KC 83 B SI 95 4-2 BB	C FF 93 F SL 82 F SL 80 F SI 93 B FF 93 T SL 81 1-2 K ②	4	0	0	0	1	1	5
16 Ángel Pagán, S (1, 7) OBP: 0.328, SLG: 0.427	C SI 93 B CU 80 F SI 93 B SI 94 X CH 86 2-2 G1-3 ②		B CH 84 C CH 83 S SI 93 B SI 94 F CU 79 X CU 79 2-2 F9 ②		C CH 85 B CH 84 X SI 92 1-1 F7 ③			1 SAFE B SI 95 C SI 94 S KC 82 1 SAFE F SI 94 X SI 94 1-2 F9 ①	B FF 93 C FF 93 F SL 85 F SL 86 B FF 94 F FF 94 S FF 94 2-3 K ③	5	0	0	0	0	1	6
12 Joe Panik, L (1, 4) OBP: 0.317, SLG: 0.401	B SI 93 F SI 92 X SI 93 1-1 G6-3 ③		C SI 93 S CH 85 B SI 91 X CH 85 1-2 F8 ③			C SI 89 B CU 77 X CH 85 1-1 L6 ①		C SI 95 B KC 85 X SI 94 1-1 F8 ②		4	0	0	0	0	0	1
28 Buster Posey, R (1, 2) OBP: 0.357, SLG: 0.460		C SI 92 B SI 93 C SI 93 X SI 93 1-2 9 BB 21 G3 2B		C SI 92 B FF 92 F SI 93 X SL 87 1-2 P4 ①		X SL 86 0-0 G3 ②		B KC 81 F SI 94 F SI 94 D KC 82 D KC 82 S SI 95 3-3 K ③		4	1	1	0	0	1	1
35 Brandon Crawford, L (1, 6) OBP: 0.343, SLG: 0.433		B SI 93 B CU 78 B SI 92 C SI 93 B SI 93 4-1 21 G3 9 BB BB		B FF 93 X CH 85 1-0 51 2-5 3B		B SI 92 B CU 77 C SI 92 S SI 92 B CU 80 X SI 92 3-2 F7 ③			C FF 88 B FS 88 B FS 86 X FF 90 2-1 F8 ①	3	0	1	0	1	0	0
9 Brandon Belt, L (1, 3) OBP: 0.393, SLG: 0.484		D CU 78 B SI 92 B SI 94 C SI 94 B SI 92 4-1 21 G3 1-2 2-3 BB		B CU 79 B SI 92 S CU 78 F CH 85 C SI 93 2-3 K ②			B CH 84 C SI 90 X CU 77 1-1 F7 ①		C FF 90 B FS 84 C FF 90 B SL 80 F FS 89 X FF 90 2-2 BB 51 BB 7 E 1B	3	1	1	0	1	1	1
51 Mac Williamson, R (1, 9) OBP: 0.336, SLG: 0.464		B SL 86 S SL 86 F SI 94 S SI 94 1-3 K ①		S SL 86 S SL 86 B FF 93 B SI 93 B SL 87 3-2 2-5 ③ 3-H	C SI 92 B SL 86 X SL 84 1-1 F8 ①		C CU 76 X SL 85 0-1 G6-3 ②		C FF 89 D SL 81 B SL 80 D SL 80 F FF 90 F FF 90 B SL 81 4-2 7 E BB 1-2 BB	3	0	0	0	1	1	3
21 Conor Gillaspie, L (1, 5) OBP: 0.307, SLG: 0.412 Trevor Brown, R (9, PH) OBP: 0.302, SLG: 0.429		C CU 79 B SI 93 X CH 85 1-1 G3 ② 1-2 2-3 3-H			B SI 91 B CU 77 X SI 92 2-0 6 BB 1B		B SI 92 X SI 90 1-0 1B		B FF 92 B SI 93 F FF 93 F FF 94 B FF 93 F FF 93 B SI 92 4-2 7 E 1-2 2-3 BB	3 0	0 0	2 0	1 0	0 1	0 0	2 0
47 Johnny Cueto, R (1, 1) OBP: 0.104, SLG: 0.065 6 Jarrett Parker, L (5, PH) OBP: 0.374, SLG: 0.413 56 Albert Suárez, R (6, 1) OBP: 0.154, SLG: 0.154 1 Ramiro Peña, S (7, PH) OBP: 0.333, SLG: 0.430 70 George Kontos, R (8, 1) 7 Grégor Blanco, L (9, PH) OBP: 0.319, SLG: 0.337		D SL 87 F SI 93 B SI 94 X SI 92 2-1 L9 ③			B CU 76 C CU 77 F SI 91 F SI 93 B CU 78 F SI 92 B SI 93 B CU 78 4-2 1-2 BB		F CU 74 F CU 74 B SI 90 F SI 91 B CU 78 D CH 85 1 SAFE C SI 91 3-3 K ③		X SI 92 0-0 E6 1-2 2-3 3-H	1 0 0 1 0 1	0 0 0 0 0 0	0 0 0 0 0 0	0 0 0 0 1 1	0 1 0 0 0 0	0 0 0 1 0 0	2 0 0 1 0 2
Inning Stats	R: 0 E: 0 K: 0 S: 8 H: 0 LOB: 0 BB: 0 P: 12	R: 1 E: 0 K: 1 S: 12 H: 1 LOB: 2 BB: 2 P: 25	R: 0 E: 0 K: 0 S: 9 H: 0 LOB: 0 BB: 0 P: 12	R: 0 E: 0 K: 1 S: 9 H: 1 LOB: 1 BB: 0 P: 16	R: 0 E: 0 K: 0 S: 11 H: 1 LOB: 2 BB: 1 P: 22	R: 0 E: 0 K: 0 S: 6 H: 0 LOB: 0 BB: 0 P: 10	R: 0 E: 0 K: 1 S: 9 H: 1 LOB: 1 BB: 0 P: 14	R: 0 E: 0 K: 1 S: 11 H: 0 LOB: 1 BB: 1 P: 20	R: 1 E: 1 K: 2 S: 23 H: 1 LOB: 3 BB: 2 P: 38	1B: 3 2B: 1 3B: 1 HR: 0	SF: 0 SAC: 0 DP: 0 HBP: 0		WP: 0 PB: 0 SB: 0 CS: 0	PA: 38			

PITCHER		IP	WLS	BF	H	R	ER	SO	BB	IBB	HBP	BLK	WP	HR	S	P	ERA	WHIP
57 Tanner Roark, R ERA: 2.96	(1, 1)	7.0	W	28	4	1	1	3	3	0	0	0	0	0	64	111	1.29	1.000
36 Sammy Solís, L ERA: 2.3	(8, 1)	1.0	H	4	0	0	0	1	1	0	0	0	0	0	11	20	0.00	1.000
58 Jonathan Papelbon, R ERA: 4.41	(9, 1)	0.1	H	3	1	1	1	0	1	0	0	0	0	0	9	17	27.00	6.000
46 Oliver Pérez, L ERA: 4.2	(9, 1)	0.1	H	3	0	0	0	1	1	0	0	0	0	0	9	14	0.00	3.000
27 Shawn Kelley, R ERA: 3.08	(9, 1)	0.1	S	1	0	0	0	1	0	0	0	0	0	0	5	7	0.00	0.000

PITCHER	IP	WLS	BF	H	R	ER	SO	BB	IBB	HBP	BLK	WP	HR	S	P	ERA	WHIP

BOTTOM

Washington Nationals @ San Francisco Giants

AT&T Park, San Francisco, CA

Thu Jul 28 2016, 7:17 PM - 10:44 PM PDT

Att. 42,001 - Partly Cloudy - 58 F

livebaseballscorecards.com

AB	32
R	2
H	5
RBI	2
BB	6
SO	6
LOB	24

Batter	1	2	3	4	5	6	7	8	9	AB	R	H	RBI	BB	SO	LOB
9 Ben Revere, L (1, 8) OBP: 0.264, SLG: 0.296	C FF 94 X FF 95 0-1 L8		B CU 81 B FF 95 C FF 94 B FF 93 F FF 95 B FF 96 4-2 BB		B FF 94 B SL 85 X FF 94 2-0 34 S 20 3B 3-H 1B		C FF 87 B KC 78 F KC 78 X FF 88 1-2 F7		B CH 82 C SL 75 C SI 86 B CH 81 F SL 77 X SL 74 2-2 G6-3	4	1	1	1	1	0	0
34 Bryce Harper, L (1, 9) OBP: 0.376, SLG: 0.449	C FF 94 B FF 94 X CU 81 1-1 L3		C SI 95 1 SAFE F SI 95 B SI 96 1 SAFE F FF 96 1 SAFE D CU 85 F SI 97 2-2 X CU 85 G4-3		1 SAFE D CH 88 B CU 82 F FF 93 X SL 86 2-1 F7 1-2		B KC 79 F FF 87 B FF 88 B KC 78 F FF 89 B FF 88 4-2 7 G6-3 7 WP BB			3	0	0	0	1	0	2
20 Daniel Murphy, L (1, 4) OBP: 0.390, SLG: 0.622 7 Trea Turner, R (6, 4) OBP: 0.375, SLG: 0.500	X SI 94 0-0 G3			C FF 93 B FS 86 F FF 94 B FS 86 B FF 96 X FF 95 3-2 F7	X FF 96 0-0 2-H 3B		B CH 78 C FF 87 S CH 80 X CH 81 1-2 G6-3 1-3			3 1	0 0	1 0	1 0	0 0	0 0	0 1
40 Wilson Ramos, R (1, 2) OBP: 0.384, SLG: 0.535		C FF 93 C FF 91 S CU 85 0-3 K		C FF 94 B SI 95 X 1-1 28 1B 2B	F CU 80 B FF 93 S CU 82 X CU 82 1-2 G5-3		X FF 98 0-0 G1-3-1			4	1	1	0	0	1	2
28 Jayson Werth, R (1, 7) OBP: 0.342, SLG: 0.421		B FF 95 B SI 94 C FF 94 B SI 94 C FF 93 B FF 94 4-2 25 SH2-3 BB		B FF 93 B CU 82 C FF 93 B FF 93 C CU 83 F FF 96 F FF 93 F CU 82 X FF 94 3-2 2-H 1B	C CU 80 B CU 83 X SI 94 1-1 25 G4-3 6 1B 2B			C FF 93 B FF 93 C FF 93 T CU 78 1-2 K		3	1	2	1	1	1	0
25 Clint Robinson, L (1, 3) OBP: 0.270, SLG: 0.367 Felipe Vázquez, L (9, 1) 27 Shawn Kelley, R (9, 1)		B SL 85 X SL 86 1-0 SH2-3 1-2		B CU 84 S FF 93 B SL 86 X FF 93 2-1 F8	C SL 87 B CH 88 X FF 93 1-1 G4-3 2-3			C SL 82 C CH 84 S CU 76 0-3 K2-3		3 0 0	0 0 0	0 0 0	0 0 0	0 0 0	1 0 0	2 0 0
6 Anthony Rendon, R (1, 5) OBP: 0.344, SLG: 0.425		C CU 80 B FF 95 X CU 81 1-1 G6-3		S FF 94 B FF 96 X FF 94 1-1 F9	C CU 81 B SI 94 X CU 82 1-1 1 G4-3 1 S 3-H 1B			X FF 94 0-0 G4-3		4	0	1	1	0	0	2
1 Wilmer Difo, S (1, 6) OBP: 0.333, SLG: 0.667 8 Danny Espinosa, S (8, 6) OBP: 0.323, SLG: 0.422		C CU 81 C SI 95 B CU 85 X CU 83 1-2 G1-3		F FF 92 B FF 92 X FF 93 1-1 31 SH5-4 9 1B 2B	1 SAFE F FF 92 D FS 88 F SL 86 X CU 81 1-2 G4-3 1-3			C CH 81 B SI 86 F SI 86 F SL 73 F SL 75 B CH 82 F SL 75 X SI 85 2-2 11 G5-4-3 1B		3 1	1 0	1 1	0 0	0 0	0 0	1 0
31 Max Scherzer, R (1, 1) OBP: 0.149, SLG: 0.133 46 Oliver Pérez, L (8, 1) OBP: 0.667, SLG: 1.000 45 Blake Treinen, R (8, 1) 36 Sammy Solís, R (8, 1) 11 Ryan Zimmerman, R (8, 3) OBP: 0.281, SLG: 0.397		B FF 95 C FF 94 X FF 95 1-1 G1-3		X FF 92 0-0 SH5-4 2-3	C SI 95 S SL 87 F SL 89 S FF 95 0-3 K			X SL 74 0-0 1-2f G5-4-3		2 0 0 0 1	0 0 0 0 0	0 0 0 0 0	0 0 0 0 0	1 0 0 0 0	1 0 0 0 1	1 0 0 0 1
Inning Stats	R: 0 E: 0 K: 0 S: 5 H: 0 LOB: 0 BB: 0 P: 6	R: 0 E: 0 K: 1 S: 8 H: 0 LOB: 1 BB: 1 P: 14	R: 0 E: 0 K: 0 S: 12 H: 0 LOB: 1 BB: 1 P: 20	R: 1 E: 0 K: 0 S: 15 H: 2 LOB: 1 BB: 0 P: 25	R: 2 E: 0 K: 0 S: 10 H: 3 LOB: 1 BB: 0 P: 16	R: 1 E: 0 K: 1 S: 13 H: 2 LOB: 1 BB: 0 P: 17	R: 0 E: 0 K: 0 S: 9 H: 0 LOB: 1 BB: 1 P: 15	R: 0 E: 0 K: 2 S: 7 H: 0 LOB: 0 BB: 0 P: 8	R: 0 E: 0 K: 0 S: 11 H: 1 LOB: 0 BB: 0 P: 15	1B: 4 2B: 3 3B: 1 HR: 0	SF: 0 SAC: 2 DP: 1 HBP: 0					WP: 1 PB: 0 SB: 2 CS: 0	PA: 37

TOP

Washington Nationals @ San Francisco Giants
AT&T Park, San Francisco, CA
Fri Jul 29 2016, 7:16 PM - 10:30 PM PDT
Att. 41,959 - Clear - 61 F

livebaseballscorecards.com

AB	32
R	4
H	8
RBI	4
BB	3
SO	4
LOB	12

PITCHER		IP	WLS	BF	H	R	ER	SO	BB	IBB	HBP	BLK	WP	HR	S	P	ERA	WHIP
29 Jeff Samardzija, R ERA: 4.3	(1, 1)	6.0	L	27	7	4	4	2	2	0	0	0	0	0	63	98	6.00	1.500
57 Matt Reynolds, L ERA:	(7, 1)	0.2		3	0	0	0	0	1	0	0	0	1	0	8	14	0.00	1.500
60 Hunter Strickland, R ERA: 3.08	(7, 1)	0.1		1	0	0	0	0	0	0	0	0	0	0	1	1	0.00	0.000
64 Derek Law, R ERA: 2.37	(8, 1)	1.0		3	0	0	0	2	0	0	0	0	0	0	7	8	0.00	0.000
54 Sergio Romo, R ERA: 2.7	(9, 1)	1.0		3	1	0	0	0	0	0	0	0	0	0	11	15	0.00	1.000

PITCHER	IP	WLS	BF	H	R	ER	SO	BB	IBB	HBP	BLK	WP	HR	S	P	ERA	WHIP

Batter	1	2	3	4	5	6	7	8	9	AB	R	H	RBI	BB	SO	LOB
2 Denard Span, L (1, 8) OBP: 0.333, SLG: 0.342	B FF 93 X FF 94 1-0 ① F7		C FF 94 B CU 77 F FF 94 X SL 89 1-2 16 2B 1B		C CU 79 X FF 94 0-1 ② L7			B FF 92 X SI 92 1-0 28 BB 16 1B 35 L3-5 1B		4	0	2	0	0	0	0
16 Ángel Pagán, S (1, 7) OBP: 0.333, SLG: 0.433	C FF 93 B FF 95 C CH 86 F FC 91 B FF 96 B FF 96 F FF 96 F FF 97 B CH 88 4-2 12 G4-6-3 BB		C FF 94 F CH 86 X CH 85 0-2 1-3 2B		C FF 95 F SL 88 B FF 97 B FF 95 X CU 80 2-2 ③ L8			C SL 80 B SL 78 F FF 92 D SL 80 F FF 91 X SL 80 2-2 28 BB 1-2 1B		3	0	2	0	1	0	0
12 Joe Panik, L (1, 4) OBP: 0.314, SLG: 0.396 28 Buster Posey, R (8, PH) OBP: 0.359, SLG: 0.460 54 Sergio Romo, R (9, 1)	B FF 94 F CH 86 X FF 94 1-1 ②③ G4-6-3 1-2f		C CU 80 S FF 96 F FF 97 F FF 97 B SL 90 X FF 96 1-2 ② P5			B CU 76 F FF 94 X FF 94 1-1 ① P5		C SL 86 C SL 85 D SL 87 D SI 95 D SL 86 D SI 94 4-2 35 L3-5 1-2 2-3 BB		3 0 0	0 0 0	0 0 0	0 0 0	0 1 0	0 0 0	3 0 0
35 Brandon Crawford, L (1, 6) OBP: 0.339, SLG: 0.428		B FF 93 C FF 94 F CU 78 B CH 86 F FF 96 B FC 91 F FF 96 X FF 96 3-2 ① G6-3	F FF 98 F CU 79 X FF 97 0-2 ③ G3			F FF 93 F CH 85 S SL 88 0-3 ② K		F SI 93 X SI 93 0-1 ①②③ L3-5 1-1 3-3		4	0	0	0	0	1	5
9 Brandon Belt, L (1, 3) OBP: 0.390, SLG: 0.479		B CU 79 F FF 96 F FF 96 X FC 92 1-2 ② L4		S FF 92 C CH 84 B FF 95 B CU 78 X FF 95 2-2 ① F9		B FF 94 S FF 95 B CU 79 F CH 85 B FF 96 X SL 88 3-2 ③ F8			F FF 95 S FF 96 B FF 96 B CH 88 B FF 95 F FF 94 F FF 94 X FF 96 3-2 ① G4-3	4	0	0	0	0	0	0
21 Conor Gillaspie, L (1, 5) OBP: 0.313, SLG: 0.423		C FF 95 B CH 85 B CH 87 B FF 96 F FF 95 F FF 97 X FF 97 3-2 7 1B 2B		B FF 94 B CH 86 X FF 95 2-0 1B			F CU 77 S CH 85 B CH 85 F CH 87 B FF 96 F FF 95 X CH 86 2-2 ① G4-3		B FF 94 X FF 94 1-0 ② P5	4	1	2	0	0	0	0
7 Grégor Blanco, L (1, 9) OBP: 0.326, SLG: 0.341		C FF 96 S CU 80 X FF 97 0-2 S 2-H 1B		F FF 94 F FF 95 1 SAFE S SL 89 0-3 ② K			B CH 85 B FF 95 B FF 94 C FF 95 C FF 95 B CH 87 4-2 BB		F FF 96 B SL 82 C FF 96 X FF 97 1-2 1B 1B	3	0	2	1	1	1	1
Trevor Brown, R (1, 2) OBP: 0.300, SLG: 0.423		B FF 94 X FF 96 1-0 ③ F8 1-2		S SL 86 S SL 86 F FF 95 S SL 87 0-3 ③ K			D SL 86 C FF 94 F FF 93 S SL 86 1-3 ② K		F FF 92 S SL 84 X FF 93 0-2 10 DI 1-3 1B	4	0	1	0	0	2	3
29 Jeff Samardzija, R (1, 1) OBP: 0.178, SLG: 0.227 57 Matt Reynolds, L (7, 1) 60 Hunter Strickland, R (7, 1) 1 Ramiro Pena, S (7, PH) OBP: 0.330, SLG: 0.425 64 Derek Law, R (8, 1) 10 Eduardo Núñez, R (9, 4) OBP: 0.324, SLG: 0.438			C SL 85 F FF 95 C SL 86 0-3 ① K		S FF 93 S SL 86 S SL 88 0-3 ① K		B CU 77 F FF 92 D FF 94 C CH 85 X FF 94 2-2 ③ F8		B SL 85 F SL 85 F SL 85 D SL 85 D SL 84 T SL 84 3-2 ③ K 1-2	2 0 0 1 0 1	0 0 0 0 0 0	0 0 0 0 0 0	0 0 0 0 0 1	2 0 0 0 0 1	0 0 0 1 0 2	0 0 0 1 0 0

Inning Stats	1	2	3	4	5	6	7	8	9
	R: 0 E: 0 K: 0 S: 8	H: 0 LOB: 0 BB: 1 P: 14	R: 1 E: 0 K: 0 S: 16	H: 2 LOB: 1 BB: 0 P: 24	R: 0 E: 0 K: 1 S: 17	H: 2 LOB: 2 BB: 0 P: 19	R: 0 E: 0 K: 2 S: 11	H: 1 LOB: 1 BB: 0 P: 15	R: 0 E: 0 K: 1 S: 8	H: 0 LOB: 0 BB: 0 P: 10	R: 0 E: 0 K: 1 S: 8	H: 0 LOB: 0 BB: 0 P: 12	R: 0 E: 0 K: 1 S: 13	H: 0 LOB: 1 BB: 1 P: 22	R: 0 E: 0 K: 0 S: 9	H: 2 LOB: 1 BB: 1 P: 16	R: 0 E: 0 K: 1 S: 15	H: 2 LOB: 2 BB: 0 P: 23

| | | |

Batter	1	2	3	4	5	6	7	8	9	AB	R	H	RBI	BB	SO	LOB
7 Trea Turner, R (1, 4) OBP: 0.383, SLG: 0.500	C FF 88 X SI 89 0-1 9 S 1B		C FF 88 C SI 88 B FC 85 B CU 80 S FC 85 2-3 ① K	S FF 90 S FF 89 B FC 85 F SI 89 B CU 79 B FF 88 F FF 90 X FF 89 3-2 ③ F7			B SL 81 S SL 83 B FF 94 S FF 95 X FF 94 2-2 1B			4	0	2	0	0	1	1
9 Ben Revere, L (1, 8) OBP: 0.264, SLG: 0.296	B SI 89 B FC 86 1 SAFE C SI 89 M CU 79 X CU 81 2-2 ① L4 1-2		B FC 84 B FC 84 X FF 88 2-0 ② F9		B FF 88 C KC 79 X KC 79 1-1 6 CS 1B		B FF 91 B FF 90 1 SAFE 1 SAFE 1 SAFE C FF 91 C FF 90 1 SAFE X FF 91 2-2 ③ L7			4	0	1	0	0	0	2
34 Bryce Harper, L (1, 9) OBP: 0.377, SLG: 0.447	2 SAFE B FC 85 X FF 90 1-0 ② F7		C CH 82 B CH 81 B FF 89 B FF 89 F FF 90 B FC 86 4-2 6 HR BB		C FF 85 B FF 88 C FF 88 S KC 80 1-3 ① K			B SI 84 B SL 77 B SI 82 B CH 82 4-0 6 CS BB		2	1	0	0	2	1	2
6 Anthony Rendon, R (1, 5) OBP: 0.343, SLG: 0.431	C FF 90 B FC 86 F FF 90 S FC 86 1-3 ③ K		1 SAFE F SI 89 1 SAFE X FC 86 0-1 1-H HR		C FF 96 B FF 97 F CU 84 F FF 99 B CU 85 F FF 97 X FF 96 2-2 ②③ P6 1-2			1 SAFE B SL 76 C FF 86 F SL 74 F SL 73 B SL 76 X SL 75 2-2 ①② G3 1-2		4	1	1	2	0	1	3
28 Jayson Werth, R (1, 7) OBP: 0.341, SLG: 0.419		B FF 88 C SI 88 C SI 89 S CU 78 1-3 K 11 FC9-6	B FC 85 C CU 79 C FF 89 B FF 89 C SI 89 2-3 ③ K			C FF 96 F FF 97 F CU 86 S FF 97 0-3 ① K		B SL 75 C FF 85 B FF 86 C FF 86 X SL 74 2-2 1B		4	0	1	0	0	3	0
11 Ryan Zimmerman, R (1, 3) OBP: 0.281, SLG: 0.395		F FC 86 B SI 90 B SI 90 S FC 86 B SI 90 F FC 86 X FF 90 3-2 ① FC9-6 29 1B 1-2f		B FC 83 X CU 78 1-0 8 2B 1B		B CU 85 B FF 98 S FF 98 C FF 98 X FF 98 2-2 ② P4		S SL 75 B SL 74 F SL 74 X SL 75 1-2 ③ P4		4	1	1	0	0	0	2
8 Danny Espinosa, S (1, 6) OBP: 0.322, SLG: 0.423		B FF 89 F FC 85 S FF 90 B FF 90 C FF 90 2-3 ② K		X SI 89 0-0 29 F9 1-H 2B		B CU 79 S FF 97 X FF 98 1-1 ③ G3			C SI 93 F SI 93 B KC 81 B SL 89 X KC 81 2-2 ① F7	4	0	1	1	0	1	1
29 Pedro Severino, R (1, 2) OBP: 0.333, SLG: 0.200 25 Clint Robinson, L (9, PH) OBP: 0.268, SLG: 0.364		B FC 86 S FC 84 C FF 89 1 SAFE X FC 85 1-2 1B		S CU 78 X SI 89 0-1 ① F9 2-3			B SL 83 B FF 92 C FF 92 C SL 84 F CU 77 F SL 86 X CU 76 2-2 ① G4-3		X SI 92 0-0 ② G3	3 1	0 0	1 0	0 0	0 0	0 0	1 0
49 Reynaldo López, R (1, 1) 52 Yusmeiro Petit, R (5, 1) OBP: 0.167, SLG: 0.167 46 Oliver Pérez, L (7, 1) OBP: 0.667, SLG: 1.000 45 Blake Treinen, R (7, 1) 40 Wilson Ramos, R (9, PH) OBP: 0.383, SLG: 0.533		F FC 85 C SI 90 S CU 80 0-3 ③ K	L FC 84 S CU 79 D CU 78 S CU 78 1-3 ② K				C FF 94 F SL 81 B FF 93 B CU 77 B FF 94 S FF 94 3-3 ② K		C FF 94 C KC 81 X SL 88 0-2 ③ G6-3	2 1 0 0 1	0 0 0 0 0	0 0 0 0 0	0 0 0 0 0	0 0 0 0 0	2 1 0 0 0	3 0 0 0 0
Inning Stats	R: 0 E: 0 K: 1 S: 9 H: 1 LOB: 1 BB: 0 P: 13	R: 0 E: 0 K: 3 S: 16 H: 1 LOB: 2 BB: 0 P: 23	R: 2 E: 0 K: 2 S: 11 H: 1 LOB: 0 BB: 1 P: 21	R: 1 E: 0 K: 1 S: 12 H: 2 LOB: 1 BB: 0 P: 17	R: 0 E: 0 K: 1 S: 10 H: 1 LOB: 0 BB: 0 P: 14	R: 0 E: 0 K: 1 S: 9 H: 0 LOB: 0 BB: 0 P: 12	R: 0 E: 0 K: 1 S: 14 H: 1 LOB: 1 BB: 0 P: 23	R: 0 E: 0 K: 0 S: 10 H: 1 LOB: 1 BB: 1 P: 19	R: 0 E: 0 K: 0 S: 7 H: 0 LOB: 0 BB: 0 P: 9	1B: 6 2B: 1 3B: 0 HR: 1		SF: 0 SAC: 0 DP: 0 HBP: 0			WP: 1 PB: 0 SB: 1 CS: 2	PA: 36

PITCHER		IP	WLS	BF	H	R	ER	SO	BB	IBB	HBP	BLK	WP	HR	S	P	ERA	WHIP
22 Jake Peavy, R ERA: 5.47	(1, 1)	4.0		19	5	3	3	7	1	0	0	0	1	1	48	74	6.75	1.500
57 Matt Reynolds, L ERA:	(5, 1)	0.1		2	1	0	0	1	0	0	0	0	0	0	5	7	0.00	3.000
60 Hunter Strickland, R ERA: 2.95	(5, 1)	1.2		4	0	0	0	1	0	0	0	0	0	0	14	19	0.00	0.000
64 Derek Law, R ERA: 2.31	(7, 1)	1.0	W	4	1	0	0	1	0	0	0	0	0	0	14	23	0.00	1.000
49 Javier López, L ERA: 4.0	(8, 1)	0.0		1	0	0	0	0	1	0	0	0	0	0	0	4	∞	∞

PITCHER		IP	WLS	BF	H	R	ER	SO	BB	IBB	HBP	BLK	WP	HR	S	P	ERA	WHIP
54 Sergio Romo, R ERA: 2.45	(8, 1)	1.0	H	3	1	0	0	0	0	0	0	0	0	0	10	15	0.00	1.000
46 Santiago Casilla, R ERA: 3.26	(9, 1)	1.0	S	3	0	0	0	0	0	0	0	0	0	0	7	9	0.00	0.000

TOP

Washington Nationals @ San Francisco Giants
AT&T Park, San Francisco, CA
Sat Jul 30 2016, 1:07 PM - 4:35 PM PDT
Att. 41,743 - Partly Cloudy - 63 F

livebaseballscorecards.com

AB	34
R	3
H	8
RBI	3
BB	2
SO	10
LOB	15

Batter	1	2	3	4	5	6	7	8	9	AB	R	H	RBI	BB	SO	LOB
10 Eduardo Núñez, R (1, 6) (9, 5) OBP: 0.325, SLG: 0.440	C FF 95 X FF 96 0-1 16 S 1B	B CU 79 B FF 97 F FF 98 X FF 98 2-1 ③ P2		S FF 97 B FF 97 B CU 80 X FF 96 2-1 16 G3 1-3 2-H 3-H 2B		F SL 84 S CU 78 S FF 89 0-3 ② K	B SI 96 S SI 96 X SI 96 1-1 ③ F8			5	0	2	2	0	1	7
16 Ángel Pagán, S (1, 7) OBP: 0.328, SLG: 0.425	B FF 96 B CH 87 X FF 94 2-0 ① P5 1-2		C CH 82 B FF 97 X CH 86 1-1 ① F9	B CU 77 X CH 85 1-0 ② G3 2-3 3-H		B FF 89 X CH 83 1-0 ③ F9		C SI 94 X SI 95 0-1 ① G6-3		5	0	0	1	0	0	3
21 Conor Gillaspie, L (1, 5) OBP: 0.301, SLG: 0.406 46 Santiago Casilla, R (9, 1)	B FF 95 F CH 85 B CH 86 F FF 96 S CU 78 2-3 ② K		F FF 97 B FF 97 X CU 77 1-1 ② P6	F CH 84 B FF 97 F CU 77 S CU 78 1-3 ③ K			X CH 80 0-0 ① L4	C FF 94 B FF 96 X SI 94 1-1 ② G4-3		5 0	0 0	0 0	0 0	0 0	2 0	2 0
28 Buster Posey, R (1, 2) OBP: 0.362, SLG: 0.460	X FF 97 0-0 ③ F8		C FF 97 B CU 79 S CH 87 B FF 98 B CU 81 B CH 89 4-2 8 FC6-4 BB		C FC 87 X FF 90 0-1 8 FC4-6 1B		C FF 88 S CU 77 B CU 78 F SL 85 F FF 90 B CU 78 X CH 83 2-2 9 1B 8 BB 12 SF9 1B	C SI 95 C SI 97 F SL 86 B SL 87 X SI 95 1-2 ③ G5-3		4	1	2	0	1	0	1
8 Hunter Pence, R (1, 9) OBP: 0.377, SLG: 0.489		C FF 95 B FF 96 C CH 85 B FF 95 F CU 78 X CU 78 2-2 22 BB 2B	F FF 97 C CU 80 B FF 98 X CU 79 1-2 ③ FC6-4 1-2f		X FF 86 0-0 ① FC4-6 12 L7-4 9 BB 1-2f		C FF 90 D CU 78 C SL 84 F CU 77 F FF 90 D CU 78 B FF 90 F FC 86 1 SAFE 4-2 B CH 82 12 SF9 9 1B 1-2 BB			3	1	1	0	1	0	2
9 Brandon Belt, L (1, 3) OBP: 0.395, SLG: 0.480		B FF 96 S CU 77 B FF 97 B CU 77 B FF 97 4-1 22 BB		B CU 74 B FF 95 B FF 94 B FF 95 4-0 51 BB 12 1B 10 2B	B FF 90 D CH 83 B CH 84 C FF 90 B FF 90 4-1 1-2		C FF 89 C CU 78 B FF 89 D CU 77 X FF 89 2-2 BB 7 BB 1-2 2-3			1	1	1	0	3	0	0
12 Joe Panik, L (1, 4) OBP: 0.313, SLG: 0.396		F FF 96 B FF 97 X CU 78 1-1 ① F8		B FF 95 1 SAFE C FF 96 F CH 87 F FF 97 F CU 80 B CU 79 X FF 97 2-2 51 BB 10 2B 1-2	C FF 89 X FF 90 0-1 ② ③ L7-4 2-2		X FF 88 0-0 ② SF9 2-3 3-H			3	1	1	1	0	0	4
7 Grégor Blanco, L (1, 8) OBP: 0.329, SLG: 0.341		S CU 77 F CU 78 S FF 96 0-3 ② K		B CU 76 B FF 96 S FF 96 D FF 96 F FF 97 F FF 97 F FF 97 C CU 80 3-3 ① K		B FF 89 X FF 90 1-0 2 FC2-6 1B	1 SAFE B CH 84 B SL 80 C SL 80 F FF 94 F SL 81 B FF 93 B SL 82 4-2 BB 1-2 BB			3	0	1	0	1	2	4
22 Jake Peavy, R (1, 1) 51 Mac Williamson, R (4, PH) 57 Matt Reynolds, L (6, 1) 60 Hunter Strickland, R (6, 1) 2 Denard Span, L (6, PH) 29 Jeff Samardzija, R (6, PR) 64 Derek Law, R (7, 1) Trevor Brown, R (7, PH) 49 Javier López, L (8, 1) 54 Sergio Romo, R (8, 1) 35 Brandon Crawford, L (9, 6)		C FF 98 B FF 97 B CU 78 B FF 96 C FF 97 F FF 98 F FF 97 B FF 97 4-2 1-2 2-3 BB		D FF 97 S FF 96 B CH 86 S FF 97 C FF 97 B CH 87 B FF 97 4-2 10 2B 16 G3 1-2 2-3 BB		1 SAFE 1 SAFE B CH 82 1 SAFE X FF 87 1-0 ① FC2-6 1-2f	F SI 94 D SL 85 B SI 95 B SI 96 B SI 95 4-1 1-2 2-3 3-H BB								
Inning Stats	R: 0 E: 0 K: 1 S: 7 H: 1 LOB: 1 BB: 0 P: 11	R: 0 E: 0 K: 1 S: 16 H: 1 LOB: 3 BB: 2 P: 29	R: 0 E: 0 K: 0 S: 9 H: 0 LOB: 1 BB: 1 P: 16	R: 3 E: 0 K: 2 S: 19 H: 2 LOB: 1 BB: 2 P: 36	R: 0 E: 0 K: 0 S: 6 H: 1 LOB: 1 BB: 1 P: 10	R: 0 E: 0 K: 1 S: 6 H: 1 LOB: 1 BB: 0 P: 9	R: 2 E: 0 K: 0 S: 21 H: 2 LOB: 3 BB: 3 P: 38	R: 0 E: 0 K: 0 S: 8 H: 0 LOB: 0 BB: 0 P: 10		1B: 6 2B: 3 3B: 0 HR: 0	SF: 1 SAC: 0 DP: 1 HBP: 0			WP: 0 PB: 0 SB: 1 CS: 0	PA: 40	

PITCHER		IP	WLS	BF	H	R	ER	SO	BB	IBB	HBP	BLK	WP	HR	S	P	ERA	WHIP
49 Reynaldo López, R ERA: 9.35	(1, 1)	4.0		21	4	3	3	4	5	0	0	0	0	0	51	92	6.75	2.250
52 Yusmeiro Petit, R ERA: 2.77	(5, 1)	2.2	L	13	4	2	2	1	2	0	0	0	0	0	27	42	6.75	2.250
46 Oliver Pérez, L ERA: 4.2	(7, 1)	0.0		1	0	0	0	0	1	0	0	0	0	0	3	7	∞	∞
45 Blake Treinen, R ERA: 1.94	(7, 1)	1.1		5	0	0	0	0	1	0	0	0	0	0	11	18	0.00	0.750

PITCHER	IP	WLS	BF	H	R	ER	SO	BB	IBB	HBP	BLK	WP	HR	S	P	ERA	WHIP

BOTTOM

Washington Nationals @ San Francisco Giants

AT&T Park, San Francisco, CA

Sat Jul 30 2016, 1:07 PM - 4:35 PM PDT

Att. 41,743 - Partly Cloudy - 63 F

livebaseballscorecards.com

AB	30
R	5
H	8
RBI	5
BB	9
SO	5
LOB	24

Washington Nationals @ San Francisco Giants
AT&T Park, San Francisco, CA
Sun Jul 31 2016, 1:06 PM - 4:17 PM PDT
Att. 41,795 - Partly Cloudy - 64 F

livebaseballscorecards.com

Batter	1	2	3	4	5	6	7	8	9	AB	R	H	RBI	BB	SO	LOB
7 Trea Turner, R (1, 4) OBP: 0.359, SLG: 0.467	B FF 90 F SL 84 B FF 90 X FF 90 2-1 G6-3		B SL 83 S CU 77 C FF 90 S FF 90 1-3 K		B CU 76 C SL 84 X CH 84 1-1 G5-3 2-3		S CU 86 F FF 98 F FF 98 B FF 97 B CU 86 X CU 84 2-2 L6			4	0	0	0	0	1	1
9 Ben Revere, L (1, 8) OBP: 0.260, SLG: 0.291	C FF 90 B CH 86 X CU 78 1-1 L9		B FF 90 F SL 84 B CH 84 F FF 90 F FF 91 C SL 86 2-3 K		B FF 90 C SL 84 F SL 84 F FF 90 B FF 90 X SL 85 2-2 G4-3		C SI 96 F SI 97 B FF 98 F SI 98 X CU 86 1-2 G1-3			4	0	0	0	0	1	1
34 Bryce Harper, L (1, 9) OBP: 0.378, SLG: 0.446	S CH 85 B CH 85 B CH 78 F FF 91 B FF 90 B SL 86 4-2 BB		C SL 86 B FF 91 B CH 85 B SL 90 C SL 84 F SL 85 F FF 91 T FF 90 3-2 K			B SI 91 C SI 91 B SI 91 C FC 88 F SL 84 X FC 87 2-2 40 G5-3 6 2B 1B		C SI 83 B SL 79 F SI 85 B CU 73 C SI 85 2-3 K		3	1	1	0	1	2	0
40 Wilson Ramos, R (1, 2) OBP: 0.379, SLG: 0.526	B FF 90 F FF 90 D SL 84 F SL 86 B FF 91 X SL 85 3-2 F9			X CU 75 0-0 F8		B SI 90 1 SAFE B SI 91 S FC 86 C FC 87 F SI 91 B SI 92 F FC 88 1 SAFE 3-2 F FC 86 1 SAFE F FC 87 X SI 91 G5-3 1-2		C FF 94 T FF 94 B CU 78 F FF 95 B FF 95 F FF 94 X FF 93 2-2 G5-3		4	0	0	0	0	0	2
6 Anthony Rendon, R (1, 5) OBP: 0.344, SLG: 0.433		C FF 90 B CH 85 B FF 90 S FF 90 X FF 90 2-2 P4		B FF 88 B CU 77 B FF 89 C FF 90 B FF 90 4-1 BB		X FF 90 0-0 14 FC7-5 2-H 2B		B FF 94 B SL 82 F FF 93 F FF 93 B CU 78 X SL 84 3-2 P2		3	0	1	1	1	0	0
11 Ryan Zimmerman, R (1, 3) OBP: 0.284, SLG: 0.394		B SL 85 S FF 90 S FF 91 B SL 86 S FF 91 2-3 K		C FF 90 C FF 89 B FF 88 B FF 90 1 SAFE X CU 78 2-2 F8		C FC 86 X SL 83 0-1 14 FC7-5 1B			F FF 93 B SL 88 C SL 89 H SI 93 2-2 8 WP HBP	3	0	1	0	0	1	1
14 Chris Heisey, R (1, 7) OBP: 0.307, SLG: 0.411 25 Clint Robinson, L (9, PH) OBP: 0.266, SLG: 0.361		B FF 90 B FF 90 F FF 90 B FF 90 B FF 90 4-1 8 BB BB		B SL 86 B SL 85 C SL 85 B FF 90 C FF 89 X FF 90 3-2 P3		X FC 88 0-0 FC7-5 1-2 2-3f			B KC 81 B SI 92 C SI 92 F SI 93 D KC 82 S SL 90 3-3 K	2 1	0 0	0 0	0 0	1 0	0 1	3 1
8 Danny Espinosa, S (1, 6) OBP: 0.324, SLG: 0.421		B FF 90 B FF 90 B CH 84 B SL 86 4-0 1-2 BB			B CH 82 C FF 89 C FF 89 H FF 90 2-2 7 G5-3 47 SH3-4 HBP	C SL 82 B SI 89 B FC 87 B SL 82 C SI 89 S FC 87 3-3 K			B FF 91 S SL 89 C KC 81 X SL 88 1-2 F8 1-2	2	0	0	0	1	1	3
47 Gio González, R (1, 1) OBP: 0.125, SLG: 0.133 1 Wilmer Difo, S (7, PH) OBP: 0.250, SLG: 0.500 18 Matt Belisle, R (7, 1) 36 Sammy Solís, R (8, 1) 20 Daniel Murphy, L (9, PH) OBP: 0.389, SLG: 0.620		C SL 86 S CU 77 B CU 77 B FF 89 B SL 86 S FF 91 3-3 K			X SL 81 0-0 SH3-4 1-2		B SI 97 B FF 98 X SI 96 2-0 G4-3		B SI 94 S SI 94 T FF 94 S FF 94 1-3 K	1 1 0 0 1	0 0 0 0 0	0 0 0 0 0	0 0 0 0 0	1 0 0 0 1	2 0 0 0 1	2 0 0 0 1

TOP	
AB	29
R	1
H	3
RBI	1
BB	4
SO	9
LOB	15

Inning Stats	1	2	3	4	5	6	7	8	9	1B: 2	SF: 0	WP: 1	PA: 36
R:	0	0	0	0	0	1	0	0	0	2B: 1	SAC: 1	PB: 0	
E:	0	0	0	0	0	0	0	0	0	3B: 0	DP: 0	SB: 0	
K:	0	2	3	0	0	1	0	1	2	HR: 0	HBP: 2	CS: 0	
S:	9	10	12	8	9	18	9	11	11				
H:	0	0	0	0	0	3	0	0	0				
LOB:	1	2	0	1	1	2	0	0	1				
BB:	1	2	0	1	0	0	0	0	0				
P:	19	25	18	17	14	26	14	18	18				

PITCHER		IP	WLS	BF	H	R	ER	SO	BB	IBB	HBP	BLK	WP	HR	S	P	ERA	WHIP
18 Matt Cain, R ERA: 5.53	(1, 1)	5.0	W	20	0	0	0	5	4	0	1	0	0	0	48	93	0.00	0.800
70 George Kontos, R ERA: 2.62	(6, 1)	1.0	H	6	3	1	1	1	0	0	0	0	0	0	18	26	9.00	3.000
60 Hunter Strickland, R ERA: 2.88	(7, 1)	1.0	H	3	0	0	0	0	0	0	0	0	0	0	9	14	0.00	0.000
49 Javier López, L ERA: 3.93	(8, 1)	0.1	H	1	0	0	0	1	0	0	0	0	0	0	3	5	0.00	0.000
64 Derek Law, R ERA: 2.27	(8, 1)	0.2	H	2	0	0	0	0	0	0	0	0	0	0	8	13	0.00	0.000

PITCHER		IP	WLS	BF	H	R	ER	SO	BB	IBB	HBP	BLK	WP	HR	S	P	ERA	WHIP
46 Santiago Casilla, R ERA: 3.18	(9, 1)	1.0	S	4	0	0	0	2	0	0	1	0	1	0	11	18	0.00	0.000

BOTTOM

Washington Nationals @ San Francisco Giants
AT&T Park, San Francisco, CA
Sun Jul 31 2016, 1:06 PM - 4:17 PM PDT
Att. 41,795 - Partly Cloudy - 64 F

livebaseballscorecards.com

Batter	1	2	3	4	5	6	7	8	9	AB	R	H	RBI	BB	SO	LOB
10 Eduardo Núñez, R (1, 6) (9, 5) OBP: 0.326, SLG: 0.437	F SI 89 F CU 78 B FF 90 B CU 78 X SI 92 2-2 ① L8		B CH 84 F FF 92 D CU 79 B CH 85 F CH 86 B FF 92 4-2 28 CS 16 E BB		C FF 92 B CU 78 F FF 92 X CU 79 1-2 ① F7		F SL 86 X FF 90 0-1 ① F9	B CH 86 C SI 94 F SI 93 B SI 94 B KC 79 B SI 95 4-2 1-2 2-3 BB		3	0	0	0	2	0	2
16 Ángel Pagán, S (1, 8) OBP: 0.326, SLG: 0.421	B SI 92 C SI 92 X SI 92 1-1 ② G4-3		F CH 85 F FF 92 1 SAFE X FF 91 0-2 E4 28 CS 1-2 3-H		X CH 85 0-0 ② F7		F FF 91 X SL 87 0-1 8 1B 3-H 1B	C SI 94 B SI 94 X KC 81 1-1 ③ L7		5	0	1	2	0	0	5
8 Hunter Pence, R (1, 9) OBP: 0.375, SLG: 0.484	C SI 91 B CH 85 B CH 85 X SI 92 2-1 ③ F9		X FF 92 0-0 ② F5		D CU 79 X CH 84 1-0 E5 2-H		1 SAFE X SL 86 0-0 1-2 1B			4	0	1	0	0	0	2
28 Buster Posey, R (1, 2) OBP: 0.363, SLG: 0.464		X SI 90 0-0 51 G6-4-3 1B	C SI 91 0-1 ③ CS 1-2 2-3	X CH 83 0-0 2B	F SI 91 B CU 77 B CU 76 F CH 84 F FF 91 X CH 84 2-2 ③ G5-3		B SL 85 X SL 87 1-0 ② F9			4	0	2	0	0	0	4
51 Mac Williamson, R (1, 7) OBP: 0.345, SLG: 0.459 7 Grégor Blanco, L (6, 7) OBP: 0.327, SLG: 0.338		B FF 91 C CH 84 B SI 91 B FF 91 X SI 91 3-1 ① ② G6-4-3 1-2f		B FF 91 B SI 91 C SI 90 B SI 91 B SI 92 4-1 BB		B FF 89 C FF 90 B SI 89 X SI 90 2-1 ① L7	D CU 72 D SL 88 C SL 86 F FF 90 F SL 88 F SL 88 S FF 91 2-3 ③ K			1 2	0 0	0 0	0 0	1 0	0 1	1 2
9 Brandon Belt, L (1, 3) OBP: 0.396, SLG: 0.479		B FF 92 B SI 90 C SI 90 B FF 92 X SI 91 3-1 12 WP 1B	B SI 90 F SI 90 S FF 92 D CU 78 B SI 90 X FF 92 3-2 ① P5		C SI 90 B CU 77 F FF 92 X CH 84 1-2 ② G5-3			F SI 94 H SI 93 1-1 10 BB 1B HBP		3	0	1	0	0	0	2
12 Joe Panik, L (1, 4) OBP: 0.312, SLG: 0.394		1 SAFE C FF 91 B CU 76 F SI 89 B CU 78 X SI 91 2-2 ③ G3 1-2		X SI 90 0-0 ② L9		B FF 92 B FF 92 F FF 92 X SI 92 2-1 1B		L SI 94 F KC 79 B SI 94 1 SAFE S KC 81 1-3 ① K		4	0	1	0	0	1	4
21 Conor Gillaspie, L (1, 5) OBP: 0.300, SLG: 0.417 35 Brandon Crawford, L (9, 6) OBP: 0.339, SLG: 0.428			B FF 90 X FF 92 1-0 16 E 3B	C CU 76 B CU 77 X SI 90 1-1 ③ G4-3		1 SAFE X FF 92 0-0 ③ F7		B SI 94 F SI 94 1 SAFE C KC 81 S KC 82 1-3 ② K		4 0	1 0	1 0	0 0	0 0	1 0	4 0
18 Matt Cain, R (1, 1) ERA: 2.89, SLG: 0.286 40 Madison Bumgarner, R (5, PH) ERA: 2.84, SLG: 0.294 29 Jeff Samardzija, R (5, PR) ERA: 4.74, SLG: 0.537 70 George Kontos, R (6, 1) 60 Hunter Strickland, R (7, 1) 2 Denard Span, L (7, PH) OBP: 0.355, SLG: 0.348 49 Javier López, L (8, 1) 64 Derek Law, R (8, 1) Trevor Brown, R (8, PH) OBP: 0.211, SLG: 0.421 46 Santiago Casilla, R (9, 1)			C FF 91 C CU 78 S CU 78 0-3 ① K	B SI 92 S SI 92 X FF 92 1-1 8 E 2B		X FF 89 0-0 16 1B 3B	S KC 80 S CH 87 X KC 81 0-2 10 BB 1-2 1B		1 1 0 0 0 0 1 0 0	0 0 1 0 0 0 1 0 0	0 1 0 0 0 0 1 0 0	0 0 0 0 0 0 0 0 0	0 0 0 0 0 0 0 0 0	1 0 0 0 0 0 0 0 0	1 0 0 0 0 0 0 0 0
Inning Stats	R: 0 E: 0 K: 0 S: 7 H: 0 LOB: 0 BB: 0 P: 12	R: 0 E: 0 K: 0 S: 8 H: 2 LOB: 1 BB: 0 P: 16	R: 1 E: 1 K: 1 S: 11 H: 1 LOB: 1 BB: 1 P: 16	R: 0 E: 0 K: 0 S: 8 H: 1 LOB: 2 BB: 1 P: 16	R: 1 E: 1 K: 0 S: 11 H: 1 LOB: 2 BB: 0 P: 16	R: 0 E: 0 K: 0 S: 8 H: 1 LOB: 1 BB: 0 P: 13	R: 1 E: 0 K: 1 S: 12 H: 3 LOB: 2 BB: 0 P: 15	R: 0 E: 0 K: 2 S: 14 H: 1 LOB: 3 BB: 1 P: 22		1B: 6 2B: 2 3B: 2 HR: 0	SF: 0 SAC: 0 DP: 1 HBP: 1			WP: 1 PB: 0 SB: 0 CS: 2	PA: 39	

	AB	34
	R	3
	H	10
	RBI	2
	BB	3
	SO	4
	LOB	27

PITCHER		IP	WLS	BF	H	R	ER	SO	BB	IBB	HBP	BLK	WP	HR	S	P	ERA	WHIP
47 Gio González, L ERA: 4.29	(1, 1)	6.0	L	26	6	2	1	1	2	0	0	0	1	0	53	89	1.50	1.333
18 Matt Belisle, R ERA: 1.98	(7, 1)	1.0		6	3	1	1	1	0	0	0	0	0	0	12	15	9.00	3.000
36 Sammy Solís, L ERA: 2.16	(8, 1)	1.0		6	1	0	0	2	1	0	1	0	0	0	14	22	0.00	2.000

PITCHER	IP	WLS	BF	H	R	ER	SO	BB	IBB	HBP	BLK	WP	HR	S	P	ERA	WHIP

Batter	1	2	3	4	5	6	7	8	9	AB	R	H	RBI	BB	SO	LOB
7 Trea Turner, R (1, 8) (5, 4) OBP: 0.357, SLG: 0.485	F8	G4-3	1B	F9		FC4 1-2f		14 SF7 3B 2-H 3-H		6	1	2	2	0	0	7
28 Jayson Werth, R (1, 7) OBP: 0.340, SLG: 0.417	20 BB 34 BB 6 SF9 1B	F8	G6-3 1-2		G5-3		G4-3	SF7 3-H		4	1	1	0	0	0	1
14 Chris Heisey, R (5, 7) OBP: 0.301, SLG: 0.407										1	0	0	1	0	0	0
34 Bryce Harper, L (1, 9) OBP: 0.380, SLG: 0.443	6 SF9 20 BB 40 1B 1-2 BB	6 2B 20 1B 1B		K	20 2B BB		F9	L6		4	3	1	0	2	1	0
20 Daniel Murphy, L (1, 4) OBP: 0.395, SLG: 0.626	40 1B 25 1B 1-2 2-3 BB	6 2B 1B		6 1B 40 1B 1B	6 F9 1-H 2B		L5		G6-3	3	3	3	1	1	0	0
9 Ben Revere, L (5, PR) (5, 8) OBP: 0.258, SLG: 0.289										2	0	0	0	0	0	0
6 Anthony Rendon, R (1, 5) OBP: 0.344, SLG: 0.435	SF9 2-3 3-H	40 L4-3 1-H 2-H 2B		8 WP 40 1B 37 1B 1-2 1B	F9 2-3			P4	G6-3	5	1	2	3	0	0	1
40 Wilson Ramos, R (1, 2) OBP: 0.381, SLG: 0.529	8 25 1B 1B 1-3 3-H	L4-3 2-3		37 1B 8 WP 1-2 2-H 1B	G6-3			25 1B 1 2B 2B	G5-3	6	2	3	2	0	0	2
25 Clint Robinson, L (1, 3) OBP: 0.271, SLG: 0.362	37 1B 8 1B 1-2 3-H 1B	L8		F8		G5-3		8 BB 1 2B 2-3 1B		5	1	2	1	0	0	3
8 Danny Espinosa, S (1, 6) OBP: 0.327, SLG: 0.420	37 1B 1-2 2-H 1B		G3	37 1B 1-2 2-3 BB		G6-3		1 2B 7 3B 1-2 BB		3	1	1	1	2	0	0
52 Yusmeiro Petit, R (8, 1) OBP: 0.167, SLG: 0.167										0	0	0	0	0	0	0
43 Mark Melancon, R (9, 1)										0	0	0	0	0	0	0
37 Stephen Strasburg, R (1, 1) OBP: 0.217, SLG: 0.200	1-2 2-3 1B		L4	1-2 2-3 3-H 1B		7 FC4 1B		7 3B 1-3 2-H 3-H 2B		4	0	3	1	0	0	0
58 Jonathan Papelbon, R (7, 1)										0	0	0	0	0	0	0
1 Wilmer Difo, S (8, PH) (8, 6) OBP: 0.400, SLG: 0.800										1	1	1	2	0	0	0
Inning Stats	R: 4 E: 0 K: 0 S: 20 H: 5 LOB: 3 BB: 2 P: 36	R: 2 E: 0 K: 0 S: 18 H: 3 LOB: 1 BB: 0 P: 28	R: 0 E: 0 K: 0 S: 8 H: 1 LOB: 1 BB: 0 P: 11	R: 2 E: 0 K: 1 S: 19 H: 4 LOB: 3 BB: 1 P: 33	R: 1 E: 0 K: 0 S: 10 H: 1 LOB: 1 BB: 1 P: 15	R: 0 E: 0 K: 0 S: 7 H: 1 LOB: 1 BB: 0 P: 11	R: 0 E: 0 K: 0 S: 7 H: 0 LOB: 0 BB: 0 P: 14	R: 5 E: 0 K: 0 S: 21 H: 4 LOB: 0 BB: 1 P: 37	R: 0 E: 0 K: 0 S: 6 H: 0 LOB: 0 BB: 0 P: 9	1B: 14 2B: 4 3B: 1 HR: 0	SF: 2 SAC: 0 DP: 0 HBP: 0					

PITCHER	IP	WLS	BF	H	R	ER	SO	BB	IBB	HBP	BLK	WP	HR	S	P	ERA	WHIP
25 Archie Bradley, R (1, 1) ERA: 4.75	3.1	L	24	12	8	7	1	2	0	0	0	0	0	57	93	18.90	4.200
54 Dominic Leone, R (4, 1) ERA: 7.5	1.2		9	2	1	1	0	2	0	0	0	1	0	18	30	5.40	2.400
56 Steve Hathaway, L (6, 1) ERA: 11.57	2.0		7	1	0	0	0	0	0	0	0	0	0	14	25	0.00	0.500
48 Randall Delgado, R (8, 1) ERA: 4.78	0.1		6	4	5	5	0	1	0	0	0	0	0	16	28	135.00	15.000
58 Adam Loewen, L (8, 1) ERA:	0.2		2	0	0	0	0	0	0	0	0	0	0	5	9	0.00	0.000

PITCHER	IP	WLS	BF	H	R	ER	SO	BB	IBB	HBP	BLK	WP	HR	S	P	ERA	WHIP
36 Enrique Burgos, R (9, 1) ERA: 3.66	1.0		3	0	0	0	0	0	0	0	0	0	0	6	9	0.00	0.000

TOP

Washington Nationals @ Arizona Diamondbacks

Chase Field, Phoenix, AZ

Mon Aug 01 2016, 6:41 PM - 10:03 PM MST

Att. 17,518 - Roof Closed - 81 F

livebaseballscorecards.com

AB	44
R	14
H	19
RBI	14
BB	5
SO	1
LOB	14

WP: 1 PB: 0 SB: 1 CS: 0 PA: 51

BOTTOM

Washington Nationals @ Arizona Diamondbacks
Chase Field, Phoenix, AZ
Mon Aug 01 2016, 6:41 PM - 10:03 PM MST
Att. 17,518 - Roof Closed - 81 F

livebaseballscorecards.com

Batter	1	2	3	4	5	6	7	8	9	AB	R	H	RBI	BB	SO	LOB
2 Jean Segura, R (1, 4) OBP: 0.362, SLG: 0.456	B FF 94 B FF 94 B FF 94 3-2 1 SH5-3 44 G6-3 2B		C SL 90 X FF 96 0-1 ② P3		C SI 93 S CU 83 B FF 94 B SL 90 F FF 95 D CH 89 B FF 93 4-2 1-2 BB			B FF 89 C SL 85 B CU 76 C FF 86 C FF 89 2-3 ① K		2	1	1	0	1	0	0
56 Steve Hathaway, L (6, 1)										0	0	0	0	0	0	0
8 Tuffy Gosewisch, R (8, 2) OBP: 0.200, SLG: 0.276										1	0	0	0	0	1	1
1 Michael Bourn, L (1, 8) OBP: 0.302, SLG: 0.357	X FF 94 0-0 ① SH5-3 2-3		F SI 95 S SL 91 B FF 95 B CH 88 B SL 89 B FF 96 4-2 BB		C FF 94 C SL 89 F SL 89 C FF 95 0-3 ③ K			B FF 88 F FF 89 B CU 77 X FF 88 2-1 1-2 1B		2	0	1	0	1	1	2
44 Paul Goldschmidt, R (1, 3) OBP: 0.410, SLG: 0.495	C CU 82 S SL 91 F SL 90 F FF 96 D SL 91 D CH 90 X FF 96 2-2 ② G6-3 3-H		F FF 94 X SL 88 0-1 ③ P4			C SL 88 B FF 96 B FF 95 F SL 91 B CU 84 X FF 96 3-2 ① G4-3		B SL 86 X SL 86 1-0 ② F4		3	0	0	1	0	0	1
5 Rickie Weeks Jr., R (7, 7) OBP: 0.329, SLG: 0.421										1	0	0	0	0	0	2
22 Jake Lamb, L (1, 5) OBP: 0.355, SLG: 0.579	C FF 95 F SL 90 B FF 95 B CH 89 S FF 96 2-3 ③ K			F FF 94 C CH 88 B FF 94 B FF 96 X SL 90 2-2 ① G4-3		B SI 94 B SL 87 S FF 96 S FF 95 T FF 95 2-2 ② K		C FC 89 F SL 81 F FF 88 X FF 90 0-2 ③ G1-3		4	0	0	0	0	2	2
7 Welington Castillo, R (1, 2) OBP: 0.307, SLG: 0.430		C FF 94 F SL 89 X FF 94 0-2 ① F9		C FF 95 B CU 82 S SL 91 X SL 90 1-2 ② L4		F FF 95 B FF 95 C FF 95 B FF 95 C FF 95 2-3 ③ K			S FC 92 S FC 91 B KC 82 S KC 82 1-3 ① K	3	0	0	0	0	1	0
48 Randall Delgado, R (8, 1)										0	0	0	0	0	0	0
58 Adam Loewen, L (8, 1)										0	0	0	0	0	0	0
36 Enrique Burgos, R (9, 1)										0	0	0	0	0	0	0
24 Yasmany Tomás, R (9, PH) OBP: 0.308, SLG: 0.477										1	0	0	0	0	1	0
6 David Peralta, L (1, 9) OBP: 0.300, SLG: 0.437		C FF 94 F SL 90 B CU 83 B FF 95 X SL 90 2-2 1B		C FF 95 S CU 82 F FF 95 B CU 82 F CU 84 X FF 96 1-2 ③ L7			X FF 90 0-0 ① F7		F FF 92 F FF 92 F KC 82 S KC 81 0-3 ② K2-3	4	0	1	0	0	1	0
16 Chris Owings, R (1, 6) OBP: 0.313, SLG: 0.382	C FF 94 C SL 88 F SL 89 S CU 82 0-3 ② K				X FF 94 0-0 2 BB 1B		B FS 89 B FF 89 F FF 90 C FF 90 X SL 81 2-2 ② G6-3		F FC 92 C FC 91 X KC 80 0-2 ③ G6-3	4	0	1	0	0	1	1
27 Brandon Drury, R (1, 7) OBP: 0.300, SLG: 0.419	C FF 94 X SL 88 0-1 ③ F7				C SL 90 F SL 89 B FF 95 D CU 83 X FF 94 2-2 ① F9		B SL 79 X FF 90 1-0 ③ F8			3	0	0	0	0	0	2
(7, 4)																
25 Archie Bradley, R (1, 1) OBP: 0.103, SLG: 0.107			C FF 95 S FF 95 B CU 84 B FF 96 B FF 95 S FF 95 3-3 ① K		C SL 89 X SI 94 0-1 ② F8			F FF 88 X SL 84 0-1 1 1B 1B		1	0	0	0	0	1	0
54 Dominic Leone, R (4, 1)										0	0	0	0	0	0	0
15 Phil Gosselin, R (5, PH) OBP: 0.315, SLG: 0.374										2	0	1	0	0	0	1
(6, 4)																
(7, 3)																

	AB	31
	R	1
	H	5
	RBI	1
	BB	2
	SO	9
	LOB	12

Inning Stats																				
	R: 1 E: 0 K: 1 S: 12	H: 1 LOB: 0 BB: 0 P: 19	R: 0 E: 0 K: 1 S: 12	H: 1 LOB: 1 BB: 0 P: 14	R: 0 E: 0 K: 1 S: 9	H: 0 LOB: 1 BB: 1 P: 16	R: 0 E: 0 K: 0 S: 11	H: 0 LOB: 0 BB: 0 P: 15	R: 0 E: 0 K: 1 S: 13	H: 1 LOB: 2 BB: 1 P: 19	R: 0 E: 0 K: 2 S: 9	H: 0 LOB: 0 BB: 0 P: 16	R: 0 E: 0 K: 0 S: 5	H: 0 LOB: 0 BB: 0 P: 8	R: 0 E: 0 K: 1 S: 12	H: 2 LOB: 2 BB: 0 P: 17	R: 0 E: 0 K: 2 S: 10	H: 0 LOB: 0 BB: 0 P: 11	1B: 4 2B: 1 3B: 0 HR: 0	SF: 0 SAC: 1 DP: 0 HBP: 0	WP: 0 PB: 0 SB: 0 CS: 0	PA: 34

PITCHER		IP	WLS	BF	H	R	ER	SO	BB	IBB	HBP	BLK	WP	HR	S	P	ERA	WHIP
37 Stephen Strasburg, R ERA: 2.63	(1, 1)	6.0	W	23	3	1	1	6	2	0	0	0	0	0	66	99	1.50	0.833
58 Jonathan Papelbon, R ERA: 4.28	(7, 1)	1.0		3	0	0	0	0	0	0	0	0	0	0	5	8	0.00	0.000
52 Yusmeiro Petit, R ERA: 2.72	(8, 1)	1.0		5	2	0	0	1	0	0	0	0	0	0	12	17	0.00	2.000
43 Mark Melancon, R ERA: 1.48	(9, 1)	1.0		3	0	0	0	2	0	0	0	0	0	0	10	11	0.00	0.000

PITCHER	IP	WLS	BF	H	R	ER	SO	BB	IBB	HBP	BLK	WP	HR	S	P	ERA	WHIP

Batter	1	2	3	4	5	6	7	8	9	AB	R	H	RBI	BB	SO	LOB
7 Trea Turner, R (1, 8) OBP: 0.360, SLG: 0.479	B FF 95 X FF 96 1-0 28 E 20 G6-3 28 1B 1B		C SL 82 B SL 84 F FF 96 B SL 87 X FF 95 2-2 ① F8		X FF 92 0-0 ① P2	B SL 82 B SL 78 X FF 94 2-0 ③ F8		C SL 86 B FF 95 X FF 96 1-1 20 1B 28 1B 1B 3-H		5	2	2	1	0	0	0
28 Jayson Werth, R (1, 7) OBP: 0.343, SLG: 0.429 9 Ben Revere, L (9, 7) OBP: 0.258, SLG: 0.289	B FF 95 1 SAFE 1 SAFE C FF 94 F FF 95 F SL 86 1 SAFE F FF 96 X CH 88 1-2 E8 20 G6-3 1-3 1B		B FF 96 F SL 84 F SL 84 F FF 97 B FF 97 F FF 96 S SL 84 2-3 ② K		C FF 93 B FF 94 S SL 84 X SL 85 1-2 ② G4-3		B FF 90 B SI 91 X FF 92 2-0 HR	1 SAFE B FF 95 C SL 85 D SL 86 S FF 95 X FF 95 2-2 20 1B 6 1B 1-2 1B		5 0	2 0	3 0	1 0	0 0	1 0	0 0
20 Daniel Murphy, L (1, 3) OBP: 0.395, SLG: 0.623 27 Shawn Kelley, R (8, 1) 18 Matt Belisle, R (9, 1)	F FF 96 B SL 88 X FF 96 1-1 ① G6-3 2-3 3-H		C SL 84 S SL 86 C FF 95 0-3 ③ K		B SL 80 S SL 84 F FF 95 X FF 96 1-2 6 BB 40 HR 1B		C SI 90 B SL 83 F SL 83 X FF 92 1-2 ① F9	X CH 87 0-0 6 1B 1-2 2-H 1B		5 0 0	1 0 0	2 0 0	2 0 0	0 0 0	1 0 0	1 0 0
6 Anthony Rendon, R (1, 5) OBP: 0.347, SLG: 0.438	C SI 96 F FF 96 F FF 97 S SL 86 0-3 ② K			C FF 94 X SL 84 0-1 1 1B 2B	B FF 94 F SL 84 B FF 94 B SL 82 F FF 94 B FF 96 4-2 40 HR 1-2 BB		C FF 89 S SI 90 B SL 83 X CH 84 1-2 ② G1-3	B FF 96 C SL 86 X FF 95 1-1 1-2 2-H 1B		4	2	2	1	1	1	1
40 Wilson Ramos, R (1, 2) OBP: 0.381, SLG: 0.536	C FF 96 X FF 96 0-1 G1-3			B FF 94 F FF 93 F FF 94 D SL 85 S SL 85 2-3 ① K	F FF 94 F SI 95 D SL 85 X SL 85 1-2 1-H 2-H HR		B SI 89 S CH 85 B SI 90 X FF 92 2-1 1B	C SL 87 B SL 87 B CH 88 C SL 85 S CH 86 2-3 ③ K		5	1	2	3	0	2	4
14 Chris Heisey, R (1, 9) OBP: 0.315, SLG: 0.436		C FF 94 B FF 94 S SL 84 X FF 96 1-2 ① G6-3		B FF 95 B FF 94 B FF 93 C FF 93 F FF 95 B FF 96 4-2 1 1B BB	X SI 92 0-0 HR		C SI 91 D SL 83 F SL 81 D SL 83 F CH 85 T CH 86 2-2 ③ K		H SI 90 1-0 1 L9 8 G5-3 HBP	3	1	1	1	1	1	1
8 Danny Espinosa, S (1, 6) OBP: 0.323, SLG: 0.414		B FF 95 S FF 95 S FF 94 B FF 95 F SL 85 S SI 96 2-3 ② K		B FF 95 B FF 94 F FF 94 F SL 86 S SL 86 2-3 ② K	C SL 79 B SL 84 X SI 94 1-1 ③ G6-3			B FF 96 C CH 84 X FF 95 1-1 ① P4	B SI 90 C SI 89 X CH 84 1-1 ① G5-3 1-2	5	0	0	0	0	2	3
1 Wilmer Difo, S (1, 4) OBP: 0.500, SLG: 0.700		X FF 96 0-0 1B		B SL 87 X FF 94 1-0 1-2 2-H 1B		B SL 76 C SL 78 S SL 82 F SL 83 X FF 94 1-2 ① G4-3		B FF 97 X FF 96 1-0 25 G3 7 1B 25 S 1B	X CH 84 0-0 ② L9 2-3	5	1	3	1	0	0	1
57 Tanner Roark, R (1, 1) OBP: 0.160, SLG: 0.128 45 Blake Treinen, R (7, 1) 25 Clint Robinson, L (8, PH) OBP: 0.267, SLG: 0.357 (8, 3)		B FF 95 C FF 94 C FF 95 S FF 96 1-3 ③ K		F FF 93 C FF 93 S FF 94 0-3 ③ K		S FF 94 C FF 94 S FF 94 0-3 ② K		1 SAFE F SI 96 B CH 86 D CH 84 C FF 97 X FF 96 2-2 ② G3 1-3	C CU 81 B CU 83 B CU 83 X FF 90 2-1 ③ G6-3	3 0 2	0 0 0	0 0 0	0 0 0	3 0 0	3 0 2	3 0 2
Inning Stats	R: 1 E: 1 K: 1 S: 14 H: 2 LOB: 1 BB: 0 P: 17	R: 0 E: 0 K: 2 S: 11 H: 1 LOB: 1 BB: 0 P: 15	R: 0 E: 0 K: 2 S: 12 H: 0 LOB: 0 BB: 0 P: 16	R: 1 E: 0 K: 3 S: 14 H: 2 LOB: 2 BB: 1 P: 23	R: 4 E: 0 K: 0 S: 15 H: 3 LOB: 0 BB: 1 P: 23	R: 0 E: 0 K: 1 S: 8 H: 0 LOB: 0 BB: 0 P: 11	R: 1 E: 0 K: 1 S: 13 H: 2 LOB: 1 BB: 0 P: 21	R: 3 E: 0 K: 1 S: 17 H: 5 LOB: 2 BB: 0 P: 27	R: 0 E: 0 K: 0 S: 5 H: 0 LOB: 1 BB: 0 P: 9	1B: 11 2B: 1 3B: 0 HR: 3 SF: 0 SAC: 0 DP: 0 HBP: 1						

PITCHER		IP	WLS	BF	H	R	ER	SO	BB	IBB	HBP	BLK	WP	HR	S	P	ERA	WHIP
38 Robbie Ray, L ERA: 4.83	(1, 1)	6.0	L	28	8	6	5	9	2	0	0	0	0	2	74	105	7.50	1.667
48 Randall Delgado, R ERA: 4.86	(7, 1)	1.0		5	2	1	1	1	0	0	0	0	0	1	13	21	9.00	2.000
41 Daniel Hudson, R ERA: 7.22	(8, 1)	1.0		8	5	3	3	1	0	0	0	0	0	0	17	27	27.00	5.000
58 Adam Loewen, L ERA:	(9, 1)	1.0		4	0	0	0	0	0	0	1	0	0	0	5	9	0.00	0.000

PITCHER	IP	WLS	BF	H	R	ER	SO	BB	IBB	HBP	BLK	WP	HR	S	P	ERA	WHIP

TOP

Washington Nationals @ Arizona Diamondbacks

Chase Field, Phoenix, AZ

Tue Aug 02 2016, 6:41 PM - 9:59 PM MST

Att. 19,919 - Roof Closed - 79 F

livebaseballscorecards.com

AB	42
R	10
H	15
RBI	10
BB	2
SO	11
LOB	16

WP: 0 PA: 45
PB: 0
SB: 1
CS: 0

BOTTOM

Batter	1	2	3	4	5	6	7	8	9	AB	R	H	RBI	BB	SO	LOB
2 Jean Segura, R (1, 4) OBP: 0.360, SLG: 0.453	C SI 90 X SI 91 0-1 44 1B 1 BB 22 G4-6-3 1B	F SL 84 C SI 91 1 SAFE B SL 84 T SL 84 1-2 ③ K			B SI 89 C SI 90 X SI 90 1-1 ① P3		C SI 96 X SL 84 0-1 ② F8		X FF 92 0-0 ① L3	5	1	1	0	0	1	3
1 Michael Bourn, L (1, 8) OBP: 0.300, SLG: 0.351	1 SAFE B SI 90 B SI 90 C SI 91 1 SAFE B SI 91 B SI 92 4-1 22 G4-6-3 44 1B 1-2 BB		F CH 82 B SI 91 S CU 77 C FF 92 1-3 ① K		F SI 91 X CH 83 0-1 ② G3-1		X SI 95 0-0 ③ G4-3		B SL 89 X FF 90 1-0 E4 44 FC3-6 1-2	4	0	0	0	1	1	2
44 Paul Goldschmidt, R (1, 3) OBP: 0.412, SLG: 0.499	C SI 92 B SL 86 B SL 86 X SI 93 2-1 22 G4-6-3 1-2 2-3 1B		B SI 93 X SI 92 1-0 7 FC6-4 1B		B SL 85 B SL 84 B SI 92 C FF 90 X SI 92 3-1 ③ P6			X FF 90 0-0 24 1B 2B	F FF 92 F SL 87 F CU 78 X SL 89 0-2 ② FC3-6 22 1B 1-2f 2-3	5	0	3	0	0	0	2
22 Jake Lamb, L (1, 5) OBP: 0.358, SLG: 0.587	C SI 93 S CU 79 B SI 91 X SI 94 1-2 ①② G4-6-3 1-2f 2-3 3-H		B CU 77 1 SAFE X SI 90 1-0 ② F8			C SI 91 F CH 83 X CU 79 0-2 HR		B FF 90 F FF 91 B FF 93 B FF 91 B FF 92 4-1 24 1B BB	F SL 89 B SL 89 B FF 94 X SL 87 2-1 1-2 3-H 1B	4	1	2	2	1	0	3
7 Welington Castillo, R (1, 2) OBP: 0.302, SLG: 0.423	C SL 86 F SI 91 F SI 91 B SI 92 F SI 93 S CU 78 1-3 ③ K2-3		C SI 91 X SL 83 0-1 ③ FC6-4 1-2f			C SI 91 B SI 92 S CU 77 B SL 86 X SI 93 2-2 ① F9		C SL 84 S SL 83 S SL 83 0-3 ① K	S FF 94 F FF 92 B SL 90 S SL 79 1-3 ③ K	5	0	0	0	0	3	6
6 David Peralta, L (1, 9) OBP: 0.293, SLG: 0.426		F SI 91 B CU 79 X CU 78 1-1 ① G3		C CU 75 F SI 91 C SI 90 0-3 ① K		S CH 85 S CH 86 B CH 86 X SI 94 1-2 ② P3		C SL 83 X SL 83 0-1 ② F7		4	0	0	0	0	1	2
24 Yasmany Tomás, R (1, 7) OBP: 0.313, SLG: 0.487		B SL 86 B FF 92 C SI 92 S SL 87 F SI 94 F SI 92 X CH 85 2-2 HR		B SI 91 F SL 86 B SL 87 B SI 93 F SL 85 B SI 94 4-2 16 G4-3 BB		B CU 77 B CU 78 C SI 92 X SI 92 2-1 ③ G6-3		F SL 84 S SL 85 D SL 83 B SL 83 X SL 83 2-2 1-2 2-3 1B		3	1	2	1	1	0	0
16 Chris Owings, R (1, 6) OBP: 0.316, SLG: 0.389		C SL 87 F SI 93 F SI 93 B SL 85 B CU 79 X SL 86 2-2 1B		F SL 84 D SI 92 D SI 90 B SI 91 C SI 91 X SI 92 3-2 ② G4-3 1-2			X SI 90 0-0 2B	D SL 84 S SL 83 X SL 83 1-1 ③ F9		4	0	2	0	0	0	4
38 Robbie Ray, L (1, 1) OBP: 0.211, SLG: 0.316 48 Randall Delgado, R (7, 1) 15 Phil Gosselin, R (7, PH) OBP: 0.314, SLG: 0.372 41 Daniel Hudson, R (8, 1) 58 Adam Loewen, L (9, 1) 27 Brandon Drury, R (9, PH) OBP: 0.302, SLG: 0.421		B CU 77 L SI 92 L CU 77 1 SAFE S SL 84 1-3 ② K		S CU 77 S SI 91 C SI 91 0-3 ③ K			C SL 84 B SI 90 X SL 85 1-1 ① G6-3		C FF 91 S SL 87 F SL 87 X SL 86 0-2 44 FC3-6 1 E 22 1B 1B	2 0 1 0 0 1	0 0 0 0 0 0	0 0 0 0 0 0	0 0 0 0 0 0	2 0 0 0 0 0	2 0 1 0 0 0	2 0 1 0 0 0
Inning Stats	R: 1 H: 2 E: 0 LOB: 1 K: 1 BB: 1 S: 13 P: 21	R: 1 H: 2 E: 0 LOB: 1 K: 2 BB: 0 S: 17 P: 24	R: 0 H: 1 E: 0 LOB: 1 K: 1 BB: 0 S: 7 P: 10	R: 0 H: 0 E: 0 LOB: 1 K: 2 BB: 1 S: 11 P: 18	R: 0 H: 0 E: 0 LOB: 0 K: 0 BB: 0 S: 6 P: 10	R: 1 H: 1 E: 0 LOB: 0 K: 0 BB: 0 S: 11 P: 16	R: 0 H: 1 E: 0 LOB: 1 K: 0 BB: 0 S: 6 P: 7	R: 0 H: 2 E: 0 LOB: 3 K: 1 BB: 1 S: 12 P: 19	R: 1 H: 2 E: 1 LOB: 2 K: 1 BB: 0 S: 15 P: 19	1B: 7 2B: 2 3B: 0 HR: 2	SF: 0 SAC: 0 DP: 1 HBP: 0			WP: 0 PB: 0 SB: 0 CS: 0	PA: 41		

PITCHER		IP	WLS	BF	H	R	ER	SO	BB	IBB	HBP	BLK	WP	HR	S	P	ERA	WHIP
57 Tanner Roark, R ERA: 3.02	(1, 1)	6.1	W	27	7	3	3	6	2	0	0	0	0	2	68	103	4.26	1.421
45 Blake Treinen, R ERA: 1.91	(7, 1)	0.2		2	0	0	0	0	0	0	0	0	0	0	3	3	0.00	0.000
27 Shawn Kelley, R ERA: 2.97	(8, 1)	1.0		6	2	0	0	1	1	0	0	0	0	0	12	19	0.00	3.000
18 Matt Belisle, R ERA: 1.91	(9, 1)	1.0		6	2	1	0	1	0	0	0	0	0	0	15	19	0.00	2.000

PITCHER	IP	WLS	BF	H	R	ER	SO	BB	IBB	HBP	BLK	WP	HR	S	P	ERA	WHIP

Washington Nationals @ Arizona Diamondbacks

Chase Field, Phoenix, AZ

Tue Aug 02 2016, 6:41 PM - 9:59 PM MST

Att. 19,919 - Roof Closed - 79 F

livebaseballscorecards.com

AB	38
R	4
H	11
RBI	3
BB	3
SO	8
LOB	25

Batter	1	2	3	4	5	6	7	8	9	AB	R	H	RBI	BB	SO	LOB
7 Trea Turner, R (1, 8) OBP: 0.346, SLG: 0.494	F SI 90 X FC 90 0-1 ① G6-3		B FC 90 B SI 90 S SI 91 B SI 90 X FC 90 3-1 HR		B SI 90 C FC 88 D CU 80 X FF 91 2-1 ② L9	S CU 80 B SI 92 S CU 79 S CU 80 1-3 ③ K2-3		C SL 92 F SL 91 B SL 91 C FF 97 1-3 ③ K	C SL 81 S SI 94 D CH 83 F SL 82 X SI 94 1-2 ③ G4-3	6	1	1	1	0	2	7
9 Ben Revere, L (1, 7) OBP: 0.260, SLG: 0.291	B SI 91 C FF 91 S SI 90 X FF 90 1-2 ② G6-3		X FC 91 0-0 1B		B FF 91 C CU 80 X FC 89 1-1 ③ F7		C FF 91 B FF 93 X FF 91 1-1 1B		F FF 93 B FF 95 B SL 89 X FF 96 2-1 ① G4-3	5	0	2	0	0	0	1
34 Bryce Harper, L (1, 9) OBP: 0.378, SLG: 0.443	B SI 90 C FF 91 X CH 82 1-1 2B		B SI 89 B SI 89 B FC 90 C SI 90 C FC 90 X FC 90 3-2 ② F8			B SI 88 B CU 80 B FC 88 S FC 89 X SI 91 3-1 ① L8	B CU 75 C FF 92 B FF 92 X FF 91 2-1 ① L7		B FF 96 B SL 88 X FF 95 2-0 ② P6	5	0	1	0	0	0	2
20 Daniel Murphy, L (1, 3) OBP: 0.398, SLG: 0.630	B FF 91 B FC 91 B SI 90 I IN 79 4-0 IBB		B CU 80 B CU 80 F FC 87 F FC 90 S FC 90 2-3 ③ K			C FF 90 B CH 81 X FC 90 1-1 HR	B FF 93 B FF 93 C FF 91 X FF 92 2-1 ② F8		C FF 96 B FF 95 T FF 96 B SL 89 X FS 87 2-2 6 BB, 8 2B, 1B	4	2	2	1	1	1	2
6 Anthony Rendon, R (1, 5) OBP: 0.348, SLG: 0.436	B FC 90 C CU 80 C CU 80 B CU 81 X FC 90 2-2 ③ G4-3			C SI 89 F SI 90 X CU 80 0-2 ① G5-3		X FC 88 0-0 29 HBP, 8 1B, 31 1B, 1B	C FF 96 X FF 96 0-1 ③ L8		F FF 97 F FF 96 B FF 96 B SL 89 B FF 96 D SL 90 4-2 8 2B, 29 BB, 1-2 BB	4	2	1	0	1	0	3
8 Danny Espinosa, S (1, 6) OBP: 0.324, SLG: 0.417		C CU 79 F FC 90 X FC 88 0-2 ① P6		S SI 89 F SI 90 B FC 88 T CU 81 1-2 ② K		B SI 89 1 SAFE S CU 80 T CU 79 B FC 87 D CU 79 X CU 80 3-2 29 HBP, 31 1B, 1-2 1B		B FF 96 F FF 95 X SL 92 1-1 ① B1-3	B FF 95 B FF 95 X FF 95 2-0 29 BB, 25 1B, 1-3, 2-H 2B	5	2	2	1	0	1	0
1 Wilmer Difo, S (1, 4) OBP: 0.467, SLG: 0.571		B CU 79 F FC 90 F CH 82 S CU 81 1-3 ② K		C CU 79 S FC 89 S CU 82 0-3 ③ K2-3		F SI 90 F FC 89 S CU 81 0-3 ② K		S SL 90 X FF 96 0-1 31 SH1-4, 29 1B, 1B	I IN 66 I IN 68 I IN 72 I IN 71 4-0 29 BB, 25 1B, IBB	4	1	1	0	1	3	2
29 Pedro Severino, R (1, 2) OBP: 0.545, SLG: 0.375		B FC 89 C SI 91 B SI 91 X FC 90 2-1 ③ G6-3			B SI 90 X SI 88 1-0 1B	B CU 80 C FC 88 H SI 90 2-1 31 1B, 1-2, 2-3 HBP		1 SAFE 1 SAFE B SL 90 S SL 89 1 SAFE X SL 90 1-1 31 SH1-4, 1-2 1B	B FF 94 B SL 89 F FF 95 B FF 95 B FF 95 4-1 25 1B, 1-2, 2-3, 3-H BB	3	0	2	1	1	0	0
31 Max Scherzer, R (1, 1) OBP: 0.160, SLG: 0.146 25 Clint Robinson, L (9, PH) OBP: 0.272, SLG: 0.362 43 Mark Melancon, R (9, 1)			C SI 90 S SI 89 X FC 88 0-2 ① G4-3		L FC 87 B FC 89 L FC 89 C CU 80 1-3 ① K	S FC 88 S CU 81 F CU 80 X FC 89 0-2 1-2, 2-H, 3-H 1B		X FF 94 0-0 ② SH1-4, 1-2, 2-3	X SI 93 0-0 1-3, 2-H, 3-H 1B	3 1 0	0 0 0	1 1 0	2 2 0	0 0 0	1 0 0	1 0 0
Inning Stats	R: 0 E: 0 K: 0 S: 10 H: 1 LOB: 2 BB: 1 P: 18	R: 0 E: 0 K: 1 S: 8 H: 0 LOB: 0 BB: 0 P: 11	R: 1 E: 0 K: 1 S: 12 H: 2 LOB: 1 BB: 0 P: 20	R: 0 E: 0 K: 2 S: 9 H: 0 LOB: 0 BB: 0 P: 10	R: 0 E: 0 K: 1 S: 8 H: 1 LOB: 1 BB: 0 P: 13	R: 3 E: 0 K: 2 S: 19 H: 4 LOB: 2 BB: 0 P: 29	R: 0 E: 0 K: 0 S: 8 H: 1 LOB: 1 BB: 0 P: 13	R: 0 E: 0 K: 1 S: 10 H: 2 LOB: 2 BB: 0 P: 13	R: 4 E: 0 K: 0 S: 15 H: 3 LOB: 2 BB: 3 P: 36	1B: 10 2B: 2 3B: 0 HR: 2 SF: 0 SAC: 1 DP: 0 HBP: 1						

PITCHER	IP	WLS	BF	H	R	ER	SO	BB	IBB	HBP	BLK	WP	HR	S	P	ERA	WHIP
52 Zack Godley, R (1, 1) ERA: 5.68	6.0	L	28	8	4	4	7	0	1	1	0	0	2	66	101	6.00	1.333
56 Steve Hathaway, L (7, 1) ERA: 9.0	0.2		3	1	0	0	0	0	0	0	0	0	0	6	11	0.00	1.500
36 Enrique Burgos, R (7, 1) ERA: 3.43	1.1		6	2	0	0	1	0	0	0	0	0	0	12	15	0.00	1.500
33 Jake Barrett, R (9, 1) ERA: 3.66	0.2		7	2	4	4	0	2	1	0	0	0	0	10	30	54.00	6.000
50 Evan Marshall, R (9, 1) ERA: 8.16	0.1		2	1	0	0	0	0	0	0	0	0	0	5	6	0.00	3.000

PITCHER	IP	WLS	BF	H	R	ER	SO	BB	IBB	HBP	BLK	WP	HR	S	P	ERA	WHIP

TOP

Washington Nationals @ Arizona Diamondbacks

Chase Field, Phoenix, AZ

Wed Aug 03 2016, 12:41 PM - 3:40 PM MST

Att. 17,086 - Roof Closed - 76 F

livebaseballscorecards.com

AB	40
R	8
H	14
RBI	8
BB	4
SO	8
LOB	18

WP: 0	PA: 46
PB: 0	
SB: 0	
CS: 0	

Batter	1	2	3	4	5	6	7	8	9	AB	R	H	RBI	BB	SO	LOB
1 Michael Bourn, L (1, 8) OBP: 0.299, SLG: 0.346	B FF 92 B FF 92 B FF 93 C FF 93 B FF 94 4-1 BB		C CU 78 F FF 94 F CH 86 B CH 86 B FF 96 S CU 79 2-3 ③ K			X FF 93 0-0 ① G4-3		B FF 94 C FF 94 X CU 77 1-1 ② G4-3		3	0	0	0	1	1	0
16 Chris Owings, R (1, 6) OBP: 0.311, SLG: 0.382	C FF 92 S SL 84 F FF 94 S FF 94 0-3 ① K			S SL 86 X SL 86 0-1 ① L7		C CU 76 B FF 94 X SL 86 1-1 ② G6-3		S SL 86 B FF 95 F FF 95 S CH 86 1-3 ③ K		4	0	0	0	0	2	1
22 Jake Lamb, L (1, 5) OBP: 0.357, SLG: 0.591	1 SAFE X FF 93 0-0 ② F7			C FF 93 B CH 85 F CH 86 B FF 96 F SL 89 B FF 95 S FF 96 3-3 ② K		B FF 93 X CH 86 1-0 HR			C FF 92 F FF 92 B FC 92 X KC 81 1-2 ① G4-3	4	1	1	1	0	1	1
44 Paul Goldschmidt, R (1, 3) OBP: 0.409, SLG: 0.494	B SL 84 B FF 93 C FF 94 S SL 86 B FF 95 X FF 95 3-2 ③ F8			C SL 85 C SL 84 F FF 97 B CU 78 S CH 87 1-3 ③ K		B CU 76 F FF 94 B FF 94 S FF 95 C SL 87 2-3 ③ K			C FC 92 F FC 91 B FC 92 F KC 82 X FC 92 1-2 ② G3-1	4	0	0	0	0	2	1
6 David Peralta, L (1, 9) OBP: 0.298, SLG: 0.440		C CU 78 T FF 94 B FF 93 S SL 89 1-3 ① K			F FF 93 F FF 94 B FF 95 B CH 87 X FF 96 2-2 24 WP 27 1B 2B		B CU 76 F FF 94 X SL 88 1-1 ① F8		X FF 92 0-0 24 WP 2B	4	1	2	0	0	1	0
24 Yasmany Tomás, R (1, 7) OBP: 0.312, SLG: 0.493		X SL 86 0-0 ② F9			S FF 95 S CU 76 B FF 96 B CU 75 S SL 86 2-3 ① K 2-3		X CU 76 0-0 HR		C FC 90 F FC 90 B FC 92 B KC 80 D KC 82 S KC 81 3-3 ③ K 2-3	4	1	1	1	0	2	2
27 Brandon Drury, R (1, 4) OBP: 0.302, SLG: 0.421		C FF 94 B SL 84 B SL 84 C FF 94 C FF 96 2-3 ③ K			S SL 87 X FF 96 0-1 3-H 1B		C FF 95 F FF 94 S SL 85 0-3 ② K			3	0	1	1	0	2	0
8 Tuffy Gosewisch, R (1, 2) OBP: 0.188, SLG: 0.258 7 Welington Castillo, R (7, PH) OBP: 0.301, SLG: 0.421 (8, 2)			X FF 92 0-0 ① F9		1 SAFE B SL 83 X SL 84 1-0 ② F9		B FF 95 S SL 85 B FF 95 C FF 94 B CH 84 S SL 87 3-3 ③ K			2 1	0 0	0 0	0 0	0 0	0 1	1 0
52 Zack Godley, R (1, 1) OBP: 0.083, SLG: 0.083 56 Steve Hathaway, L (7, 1) 36 Enrique Burgos, R (7, 1) 15 Phil Gosselin, R (8, PH) OBP: 0.312, SLG: 0.369 33 Jake Barrett, R (9, 1) 50 Evan Marshall, R (9, 1)			B FF 92 B FF 93 C FF 93 X FF 93 2-1 ② G4-3		F FF 92 B SL 84 S SL 85 B FF 95 X SL 85 2-2 ③ P5			C SL 86 X SL 87 0-1 ① G4-3		2 0 0 1 0 0	0 0 0 0 0 0	0 0 0 0 0 0	0 0 0 0 0 0	0 0 0 0 0 0	0 0 0 0 0 0	1 0 0 0 0 0
Inning Stats	R: 0 E: 0 K: 1 S: 9 H: 0 LOB: 1 BB: 1 P: 16	R: 0 E: 0 K: 2 S: 7 H: 0 LOB: 0 BB: 0 P: 10	R: 0 E: 0 K: 1 S: 7 H: 0 LOB: 0 BB: 0 P: 11	R: 0 E: 0 K: 2 S: 10 H: 0 LOB: 0 BB: 0 P: 14	R: 1 E: 0 K: 1 S: 12 H: 2 LOB: 1 BB: 0 P: 19	R: 1 E: 0 K: 1 S: 7 H: 1 LOB: 0 BB: 0 P: 11	R: 1 E: 0 K: 2 S: 9 H: 1 LOB: 0 BB: 0 P: 13	R: 0 E: 0 K: 1 S: 7 H: 0 LOB: 0 BB: 0 P: 9	R: 0 E: 0 K: 1 S: 11 H: 1 LOB: 1 BB: 0 P: 16	1B: 1 2B: 2 3B: 0 HR: 2 SF: 0 SAC: 0 DP: 0 HBP: 0						

PITCHER		IP	WLS	BF	H	R	ER	SO	BB	IBB	HBP	BLK	WP	HR	S	P	ERA	WHIP
31 Max Scherzer, R ERA: 2.87	(1, 1)	8.0	W	29	4	3	3	11	1	0	0	0	1	2	68	103	3.38	0.625
43 Mark Melancon, R ERA: 1.44	(9, 1)	1.0		4	1	0	0	1	0	0	0	0	1	0	11	16	0.00	1.000

PITCHER	IP	WLS	BF	H	R	ER	SO	BB	IBB	HBP	BLK	WP	HR	S	P	ERA	WHIP

BOTTOM

Washington Nationals @ Arizona Diamondbacks

Chase Field, Phoenix, AZ

Wed Aug 03 2016, 12:41 PM - 3:40 PM MST

Att. 17,086 - Roof Closed - 76 F

livebaseballscorecards.com

AB	32
R	3
H	5
RBI	3
BB	1
SO	12
LOB	7

WP: 2	PB: 0	SB: 0	CS: 0
PA: 33			

Batter	1	2	3	4	5	6	7	8	9	AB	R	H	RBI	BB	SO	LOB
2 Denard Span, L (1, 8) OBP: 0.336, SLG: 0.362	C FF 91 B SI 91 F FF 92 X CU 78 1-2 ① G4-3			B CU 72 C FF 90 C SI 89 X CH 84 1-2 ① G4-3		B FF 91 C FF 89 F FF 91 B CU 78 X FF 91 2-2 1B		B SI 93 X SI 93 1-0 ③ G4-3		4	0	1	0	0	0	2
16 Ángel Pagán, S (1, 7) OBP: 0.327, SLG: 0.433	B FF 91 C FF 92 B CU 79 B FF 92 F SI 92 F FF 92 F FF 92 C FF 93 3-3 ② K			F CH 84 F FF 92 F FF 90 B CU 78 B CH 84 X FF 91 2-2 HR		C FF 90 B CH 83 S CH 84 S CH 83 1-3 ③ K			C FF 92 X FC 92 0-1 ① P4	4	1	1	1	0	2	1
10 Eduardo Núñez, R (1, 5) OBP: 0.319, SLG: 0.425	C CH 85 F FF 92 B CU 80 B CU 77 B CU 79 F FF 92 B FF 92 4-2 28 CS BB			C CU 77 X CH 84 0-1 ② G5-3			B FF 89 C FF 90 B CU 76 X FF 91 2-1 ① L4		C FF 93 F KC 83 S FC 93 0-3 ② K	3	0	0	0	1	1	0
28 Buster Posey, R (1, 3) OBP: 0.360, SLG: 0.458	1 SAFE 1 SAFE 0-0 ③ CS 1-2	C FF 90 B FF 90 X CH 84 1-1 ① L7		C FF 92 F FF 91 F CU 78 B FF 90 F CU 78 B CU 77 F CH 85 X SI 92 2-2 ③ F9			C CH 83 B FF 91 B FF 91 F FF 92 F CU 78 F CH 84 S CH 84 2-3 ② K		C FC 92 F FC 93 B FF 93 B FC 93 F KC 83 X KC 83 2-2 ③ F8	4	0	0	0	0	1	0
8 Hunter Pence, R (1, 9) OBP: 0.368, SLG: 0.463		B FF 91 B CH 84 B FF 91 X FF 90 3-0 ② G5-3			F FF 90 B SI 90 B CU 76 S CH 83 F FF 92 S CH 86 2-3 ① K		B FF 91 C FF 91 X FF 91 1-1 ③ L9			3	0	0	0	0	1	0
35 Brandon Crawford, L (1, 6) OBP: 0.334, SLG: 0.424		F FF 90 B CU 76 C FF 92 S CH 85 1-3 ③ K			L FF 91 X FF 91 0-1 ② L8			C SI 94 B KC 81 F SI 95 X SI 95 1-2 ① G6-3		3	0	0	0	0	1	0
Trevor Brown, R (1, 2) OBP: 0.309, SLG: 0.415			B SI 90 C SI 90 B CU 76 B SI 91 F SI 90 X FF 90 3-2 ① F8		S CH 84 B SI 90 B SI 91 C CH 84 X CH 84 2-2 ③ F8			C SI 95 B SI 95 S SI 95 B KC 80 F SI 95 S SI 95 2-3 ② K		3	0	0	0	0	1	0
1 Ehire Adrianza, S (1, 4) OBP: 0.313, SLG: 0.533			X SI 91 0-0 ② G6-3			B FF 88 B FF 89 C FF 89 S SI 89 C FF 92 2-3 ① K		F SI 95 X SI 94 0-1 21 2B 1B		3	0	1	0	0	1	0
29 Jeff Samardzija, R (1, 1) OBP: 0.170, SLG: 0.217 21 Conor Gillaspie, L (8, PH) OBP: 0.306, SLG: 0.424 70 George Kontos, R (8, 1)			B SI 90 C FF 92 B SI 92 S SI 92 T FF 92 2-2 ③ K			X SI 90 0-0 ② P4		X SI 94 0-0 1-3 2B		2 1 0	0 0 0	0 1 0	0 0 0	0 0 0	1 0 0	0 0 0
Inning Stats	R: 0 H: 0 E: 0 LOB: 0 K: 1 BB: 1 S: 11 P: 19	R: 0 H: 0 E: 0 LOB: 0 K: 1 BB: 0 S: 6 P: 11	R: 0 H: 0 E: 0 LOB: 0 K: 1 BB: 0 S: 7 P: 12	R: 1 H: 1 E: 0 LOB: 0 K: 0 BB: 0 S: 15 P: 20	R: 0 H: 0 E: 0 LOB: 0 K: 1 BB: 0 S: 9 P: 13	R: 0 H: 1 E: 0 LOB: 1 K: 2 BB: 0 S: 10 P: 15	R: 0 H: 0 E: 0 LOB: 0 K: 1 BB: 0 S: 9 P: 14	R: 0 H: 2 E: 0 LOB: 2 K: 1 BB: 0 S: 11 P: 15	R: 0 H: 0 E: 0 LOB: 0 K: 1 BB: 0 S: 9 P: 11	1B: 2 SF: 0 2B: 1 SAC: 0 3B: 0 DP: 0 HR: 1 HBP: 0					WP: 0 PA: 32 PB: 0 SB: 0 CS: 1	

TOP

San Francisco Giants @ Washington Nationals

Nationals Park, Washington, DC

Fri Aug 05 2016, 7:06 PM - 9:31 PM EDT

Att. 34,036 - Partly Cloudy - 80 F

livebaseballscorecards.com

AB	30
R	1
H	4
RBI	1
BB	1
SO	9
LOB	3

PITCHER		IP	WLS	BF	H	R	ER	SO	BB	IBB	HBP	BLK	WP	HR	S	P	ERA	WHIP
47 Gio González, L ERA: 4.13	(1, 1)	7.0	W	23	2	1	1	7	1	0	0	0	0	1	67	104	1.29	0.429
36 Sammy Solís, L ERA: 2.1	(8, 1)	1.0		5	2	0	0	1	0	0	0	0	0	0	11	15	0.00	2.000
43 Mark Melancon, R ERA: 1.41	(9, 1)	1.0		3	0	0	0	1	0	0	0	0	0	0	9	11	0.00	0.000

PITCHER	IP	WLS	BF	H	R	ER	SO	BB	IBB	HBP	BLK	WP	HR	S	P	ERA	WHIP

Batter	1	2	3	4	5	6	7	8	9	AB	R	H	RBI	BB	SO	LOB
7 Trea Turner, R (1, 8) OBP: 0.353, SLG: 0.543	C FF 93 F FF 95 F FF 94 B CU 82 X CU 82 1-2 ① F8		C FF 94 B FF 93 X SL 87 1-1 28 F9 34 SF9 2B		F SL 84 B CU 81 X FF 95 1-1 HR		C CU 82 B CU 84 X CU 83 1-1 ③ G5-3			4	2	2	1	0	0	0
28 Jayson Werth, R (1, 7) OBP: 0.342, SLG: 0.427	B FF 94 C FF 94 X FF 93 1-1 34 E 34 1B 20 1B 1B		D SL 87 B CH 90 B FF 95 X FF 94 3-0 ① F9 2-3		C SL 86 C CU 79 F FF 94 B CU 79 X CU 81 1-2 ② L7			C FC 87 B SI 90 X FC 87 1-1 ① F9		4	1	1	0	0	0	1
34 Bryce Harper, L (1, 9) OBP: 0.377, SLG: 0.442	C FF 94 B SL 87 X SI 95 1-1 E6 20 1B 40 SF9 1-3 1B		B FS 88 F CH 89 F SL 87 F FF 97 D FF 90 F FF 96 X SI 91 2-2 ② SF9 3-H		C CU 80 B CH 88 F FF 95 B SL 87 B CU 81 F SI 96 X SI 96 3-2 ③ L7			X CH 85 0-0 ② G4-3		3	1	1	1	0	0	0
20 Daniel Murphy, L (1, 4) OBP: 0.396, SLG: 0.626	C CU 81 1 SAFE B FF 94 X FF 96 1-1 1-3 3-H 1B		B FF 95 B CH 90 X SL 86 2-0 ③ G4-3			B CU 80 B FF 94 F SL 86 B FF 95 X CH 88 3-1 ① F9		B CH 85 C CH 85 B SL 83 C FC 87 X SL 87 2-2 ③ G6-3		4	0	1	1	0	0	0
40 Wilson Ramos, R (1, 2) OBP: 0.381, SLG: 0.545	X SL 87 0-0 ② SF9 3-H			C CU 78 S SL 86 B SL 88 C SL 88 1-3 ① K		B FF 95 B CU 79 B SL 85 F FF 93 X SL 86 3-1 HR				2	1	1	2	0	1	0
6 Anthony Rendon, R (1, 5) OBP: 0.348, SLG: 0.434	B SI 95 C SL 88 X CH 90 1-1 ③ G5-3			B CH 88 B SL 87 B SI 95 B FF 94 4-0 8 L4-6 25 BB BB		C CH 89 B CU 82 S FF 95 F FF 95 F CH 89 B FF 94 F CU 79 S CU 80 2-3 ② K				2	0	0	0	1	1	1
25 Clint Robinson, L (1, 3) OBP: 0.273, SLG: 0.356		X FF 94 0-0 ① L9		B SI 94 C CH 88 1 SAFE B SI 94 1 SAFE B CH 90 B SL 86 4-1 1-2 BB		B FF 94 C SI 95 X FS 87 1-1 ③ P5				2	0	0	0	1	0	0
8 Danny Espinosa, S (1, 6) OBP: 0.322, SLG: 0.413		C FF 94 F FF 95 B SI 94 B FF 96 T CU 82 2-2 ② K		C CU 79 X FF 94 0-1 ② ③ L4-6 2-2			C CU 79 S CU 78 F FF 94 S CU 81 0-3 ① K			3	0	0	0	0	2	2
47 Gio González, R (1, 1) OBP: 0.118, SLG: 0.125 14 Chris Heisey, R (7, PH) OBP: 0.312, SLG: 0.432 36 Sammy Solís, R (8, 1) 43 Mark Melancon, R (9, 1)		S FF 94 F FF 95 C FF 95 0-3 ③ K			C FF 93 X SL 87 0-1 ① F7		C FF 94 B CU 82 X CU 81 1-1 ② P2			2 1 0 0	0 0 0 0	0 0 0 0	0 0 0 0	1 0 0 0	0 0 0 0	0 0 0 0
Inning Stats	R: 2 E: 1 K: 0 S: 13 H: 3 LOB: 1 BB: 0 P: 18	R: 0 E: 0 K: 2 S: 7 H: 0 LOB: 0 BB: 0 P: 9	R: 1 E: 0 K: 0 S: 9 H: 1 LOB: 0 BB: 0 P: 17	R: 0 E: 0 K: 1 S: 6 H: 0 LOB: 1 BB: 2 P: 15	R: 1 E: 0 K: 0 S: 12 H: 1 LOB: 0 BB: 0 P: 17	R: 1 E: 0 K: 1 S: 12 H: 1 LOB: 0 BB: 0 P: 21	R: 0 E: 0 K: 1 S: 8 H: 0 LOB: 0 BB: 0 P: 10	R: 0 E: 0 K: 0 S: 6 H: 0 LOB: 0 BB: 0 P: 9		1B: 3 2B: 2 3B: 0 HR: 2 SF: 2 SAC: 0 DP: 1 HBP: 0						

PITCHER		IP	WLS	BF	H	R	ER	SO	BB	IBB	HBP	BLK	WP	HR	S	P	ERA	WHIP
29 Jeff Samardzija, R ERA: 4.4	(1, 1)	7.0	L	28	6	5	5	5	2	0	0	0	0	2	67	107	6.43	1.143
70 George Kontos, R ERA: 2.45	(8, 1)	1.0		3	0	0	0	0	0	0	0	0	0	0	6	9	0.00	0.000

PITCHER	IP	WLS	BF	H	R	ER	SO	BB	IBB	HBP	BLK	WP	HR	S	P	ERA	WHIP

BOTTOM

San Francisco Giants @ Washington Nationals

Nationals Park, Washington, DC

Fri Aug 05 2016, 7:06 PM - 9:31 PM EDT

Att. 34,036 - Partly Cloudy - 80 F

livebaseballscorecards.com

AB	27
R	5
H	6
RBI	5
BB	2
SO	5
LOB	4

Batter	1	2	3	4	5	6	7	8	9	AB	R	H	RBI	BB	SO	LOB
2 Denard Span, L (1, 8) OBP: 0.335, SLG: 0.363	B FF 93 F FF 93 F FF 95 C CU 81 1-3 ① K		F SI 94 B SL 88 B FF 95 X FF 95 2-1 ③ G4-3		C FF 92 X CU 80 0-1 ① G3-1		C SL 85 C SI 95 B CH 87 X SI 96 1-2 ① G5-3	C SL 79 D SL 79 X FF 92 1-1 1-3 2B		5	0	1	0	0	1	0
10 Eduardo Núñez, R (1, 5) OBP: 0.325, SLG: 0.442	X SI 94 0-0 2B			B CU 82 F FF 95 X SL 88 1-1 28 1B 3B	C CU 79 B CH 88 B FF 95 B FF 94 T FF 95 F FF 95 F FF 94 X SI 96 3-2 9 2B 3B		X SI 97 0-0 9 2B 28 SF9 1B	B FF 92 F SL 80 C SL 80 F FF 94 S FF 92 1-3 ③ K		5	3	4	0	0	1	2
9 Brandon Belt, L (1, 3) OBP: 0.397, SLG: 0.496	T SI 93 B SL 90 S FF 94 2 SAFE S FF 95 1-3 ② K			B FF 92 B SI 95 F FF 95 S FF 94 B SI 95 S SI 95 3-3 ① K	X FF 95 0-0 28 1B 35 SF8 2B 3-H		X SI 96 0-0 28 SF9 1-3 2B		F FF 91 F FF 91 X FF 93 0-2 HR	5	2	3	2	0	2	2
28 Buster Posey, R (1, 2) OBP: 0.363, SLG: 0.460	B SL 90 C FF 95 B FF 95 X SL 91 2-1 ③ L8			B FF 95 C CU 82 B FF 95 X SI 96 2-1 8 1B 35 1B 12 BB 1B 3-H	F FF 94 X CU 79 0-1 2-3 1B		X SL 87 0-0 ② SF9 2-3 3-H		B FF 92 B FF 92 B FF 92 B FF 91 4-0 8 G6-4-3 35 1B BB	3	1	2	2	1	0	1
35 Brandon Crawford, L (1, 6) OBP: 0.337, SLG: 0.426		F FF 94 B SL 91 B FF 94 B SL 90 X FF 95 3-1 ① P5		B SL 88 B FF 94 F SI 94 X FF 94 2-1 12 BB 8 1B 1-2 1B	1 SAFE 1 SAFE X SL 87 0-0 ② SF8 3-H		I IN 80 I IN 83 I IN 81 I IN 82 4-0 8 2-4 IBB		B FS 88 C SL 80 X SL 79 1-1 1-2 8 G6-4-3 1B	3	0	2	1	1	0	0
8 Hunter Pence, R (1, 9) OBP: 0.368, SLG: 0.459		C FF 95 B FF 92 B SL 90 S FF 96 F SI 96 F CH 88 S SI 96 2-3 ② K		X SL 90 0-0 1-2 2-3 12 BB 1B	B SI 95 B SI 95 C SI 94 F SI 96 S SL 86 2-3 ③ K		B SI 96 S SL 88 S SI 96 D SL 87 2-2 ③ 2-4 1-2	B SL 77 S SL 78 B FF 92 B FF 92 4-1 1 1B 12 G4-3 BB	B SL 80 F FF 92 B SL 80 F FF 92 B FF 91 F SL 80 X FF 92 3-2 ① ② G6-4-3 1-2f 2-3	4	1	1	0	1	2	3
12 Joe Panik, L (1, 4) OBP: 0.304, SLG: 0.375		B SI 95 F SI 93 B CU 83 F FF 94 X CH 88 2-2 ③ P6		B CH 86 B SI 94 F FF 94 B CH 87 B FF 95 4-1 1-2 2-3 3-H BB		C SI 96 X SL 86 0-1 ① L9		B FF 90 X SI 91 1-0 ① 1-2 G4-3	C FS 86 F FF 91 X FS 84 0-2 ③ G3	4	0	0	1	1	0	2
7 Grégor Blanco, L (1, 7) OBP: 0.319, SLG: 0.329			L FF 94 C CU 80 C FF 95 0-3 ① K	B SL 89 F FF 94 C CU 82 C FF 95 F SL 90 S FF 95 2-3 ② K		B SI 96 C SI 96 B SI 96 F SI 95 S SL 86 2-3 ② K		B SL 79 F SL 78 F FF 92 S SL 80 1-3 ② K		4	0	0	0	0	4	4
18 Matt Cain, R (1, 1) OBP: 0.083, SLG: 0.250 60 Hunter Strickland, R (6, 1) 54 Sergio Romo, R (7, 1) 1 Ehire Adrianza, S (8, PH) OBP: 0.353, SLG: 0.563 13 Will Smith, R (8, 1) Jake Peavy, R (8, 1) OBP: 0.241, SLG: 0.185 64 Derek Law, R (8, 1) 70 George Kontos, R (9, 1)			B FF 94 F FF 94 F SL 90 C SL 89 1-3 ② K	S SL 89 B SL 90 C FF 96 S SL 89 1-3 ③ K	B SI 96 B SI 95 C SI 97 S SI 97 F SI 97 C SI 96 2-3 ③ K		B FF 92 B SI 91 X FF 92 2-0 2-H 2 2B 1B		3 0 0 0 0 3 3 0 0 0 0 0 0 0 0 0 0 0 0 0 0 1 0 1 1 0 0 0 0 0 0 0 0 0 0 0 0 0 0 0 0 0 0 0 0 0 0 0 0 0 0 0 0 0 0 0						
Inning Stats	R: 0 E: 0 K: 2 S: 9 H: 1 LOB: 1 BB: 0 P: 13	R: 0 E: 0 K: 1 S: 10 H: 0 LOB: 0 BB: 0 P: 17	R: 0 E: 0 K: 2 S: 8 H: 0 LOB: 0 BB: 0 P: 11	R: 2 E: 0 K: 3 S: 18 H: 4 LOB: 3 BB: 1 P: 33	R: 2 E: 0 K: 1 S: 14 H: 3 LOB: 1 BB: 0 P: 19	R: 0 E: 0 K: 2 S: 9 H: 0 LOB: 0 BB: 0 P: 13	R: 1 E: 0 K: 0 S: 9 H: 2 LOB: 2 BB: 1 P: 16	R: 1 E: 0 K: 2 S: 12 H: 2 LOB: 2 BB: 1 P: 22	R: 1 E: 0 K: 0 S: 12 H: 2 LOB: 1 BB: 1 P: 20	1B: 7 2B: 4 3B: 2 HR: 1 SF: 2 SAC: 0 DP: 1 HBP: 0	WP: 0 PB: 0 SB: 0 CS: 0 PA: 43					

TOP

San Francisco Giants @ Washington Nationals

Nationals Park, Washington, DC

Sat Aug 06 2016, 7:08 PM - 10:35 PM EDT

Att. 36,404 - Partly Cloudy - 84 F

livebaseballscorecards.com

AB	37
R	7
H	14
RBI	7
BB	4
SO	13
LOB	17

PITCHER		IP	WLS	BF	H	R	ER	SO	BB	IBB	HBP	BLK	WP	HR	S	P	ERA	WHIP
37 Stephen Strasburg, R ERA: 2.8	(1, 1)	4.2	L	23	8	4	4	8	1	0	0	0	0	0	56	88	7.71	1.929
45 Blake Treinen, R ERA: 2.01	(5, 1)	2.1		10	2	1	1	3	0	1	0	0	0	0	21	34	3.86	0.857
46 Oliver Pérez, L ERA: 4.4	(8, 1)	0.2		5	2	1	1	1	1	0	0	0	0	0	8	17	13.50	4.500
58 Jonathan Papelbon, R ERA: 4.37	(8, 1)	1.1		6	2	1	1	1	1	0	0	0	0	1	16	25	6.75	2.250

PITCHER	IP	WLS	BF	H	R	ER	SO	BB	IBB	HBP	BLK	WP	HR	S	P	ERA	WHIP

Batter	1	2	3	4	5	6	7	8	9	AB	R	H	RBI	BB	SO	LOB
7 Trea Turner, R (1, 4) OBP: 0.356, SLG: 0.529	C FF 90 F CU 75 B FF 91 X CH 86 1-2 28 CS 1B		S CU 77 F CU 77 F SL 84 B FF 91 D SL 86 F CU 77 B FF 92 B FF 92 4-2 28 G5-4-3 BB		B SL 83 C CH 83 X CU 74 1-1 ① L6		B FF 87 C SL 78 X SL 74 1-1 ② P6		C FF 91 F FC 87 X SI 92 0-2 ② G3	4	0	1	0	1	0	0
28 Jayson Werth, R (1, 7) OBP: 0.341, SLG: 0.422	B FF 90 B CU 75 C SL 83 C FF 90 B FF 91 S FF 92 3-3 ①② K 1-2		B FF 92 C FF 90 X CH 86 1-1 ①② G5-4-3 1-2f 2-3		B FF 90 B FF 90 S FF 90 B FF 90 C SL 86 B SL 84 4-2 BB		C SL 75 B FF 86 B SL 74 B SL 77 S SL 78 S SL 76 3-3 ③ K		C FF 91 X SI 91 0-1 ③ L9	4	0	0	0	1	2	3
34 Bryce Harper, L (1, 9) OBP: 0.374, SLG: 0.438 48 Brian Goodwin, L (7, 9)	F CH 86 B SL 86 B FF 92 F FF 92 S SL 86 S SL 86 3-3 ③ K		C FF 92 B SL 86 B SL 86 F FF 92 B FF 92 T SL 86 3-2 ③ K		B FF 90 F FF 90 F FF 90 B FF 91 F FF 91 S SL 85 2-3 ② K			C FF 91 B SL 81 C SL 80 X FF 93 1-2 ① F9		3 1	0 0	0 0	0 0	0 0	3 0	2 0
20 Daniel Murphy, L (1, 3) OBP: 0.393, SLG: 0.619		C CU 76 X FF 91 0-1 ① G4-3		B CH 83 B CH 84 X SL 84 2-0 ① G3	1 SAFE B SL 83 X FF 90 1-0 ③ G4-3			B SL 79 S SL 79 B SL 80 X SL 81 2-1 ② G6-3		4	0	0	0	0	0	1
40 Wilson Ramos, R (1, 2) OBP: 0.385, SLG: 0.547		B CU 75 F CH 85 B SL 85 X CU 77 2-1 ② G6-3		F FF 91 B SL 86 B SL 85 X CU 77 2-1 8 HBP 6 BB 9 FC3-2 1B		S FF 89 F FF 90 B FF 92 B SL 87 X FF 91 2-2 8 FC1-6 1B		B CU 77 C SI 89 B FC 85 X SI 90 2-1 6 1B 8 1B 1B		4	1	3	0	0	0	0
6 Anthony Rendon, R (1, 5) OBP: 0.351, SLG: 0.434		B FF 91 S FF 91 H FF 92 2-1 8 1B HBP		C SL 83 B FF 91 B FF 91 C FF 91 B SL 85 B FF 91 4-2 9 FC3-2 8 HBP 1-2 BB		B FF 97 F FF 97 B CU 84 C FF 98 X FF 98 2-2 ① F9		X SI 90 0-0 8 1B 1-2 1B		2	0	1	0	1	0	1
8 Danny Espinosa, S (1, 6) OBP: 0.326, SLG: 0.415	C FF 91 1 SAFE 1 SAFE B FF 90 X SL 85 1-1 1-2 1B		B FF 91 H FF 91 2-0 9 FC3-2 1-2 2-3 HBP		D CU 84 F FF 96 S CU 86 F FF 97 X SI 96 1-2 ② FC1-6 1-2f		C FF 90 C FC 86 F FC 84 B CH 83 X FC 86 1-2 1-3 2-H 1B		3	0	2	1	0	0	1
9 Ben Revere, L (1, 8) OBP: 0.257, SLG: 0.287	C FF 91 S CH 85 B SL 86 X CU 78 1-2 ③ G5-3			C CH 83 B CH 83 X SL 84 1-1 ② FC3-2 1-2 2-3 3-Hf		B FF 96 C SI 94 B CU 84 X SI 96 2-1 ③ G4-3		B FF 92 X FF 90 1-0 ③ F8		4	0	0	0	0	0	8
37 Stephen Strasburg, R (1, 1) OBP: 0.229, SLG: 0.234 45 Blake Treinen, R (5, 1) 1 Wilmer Difo, S (7, PH) OBP: 0.438, SLG: 0.533 46 Oliver Perez, L (8, 1) OBP: 0.667, SLG: 1.000 58 Jonathan Papelbon, R (8, 1) 25 Clint Robinson, L (9, PH) OBP: 0.272, SLG: 0.353			B FF 90 C SL 84 X FF 91 1-1 28 G5-4-3 2B	C SL 85 B CU 75 X SL 84 1-1 ③ G6-3			C SL 78 X SL 75 0-1 ① L8		B SI 91 F SI 91 C FF 91 B FC 87 F FC 88 T SI 92 2-2 ① K	2 0 1 0 0 1	0 0 0 0 0 0	1 0 0 0 0 0	0 0 0 0 0 0	0 0 0 0 0 1	0 0 0 0 0 0	3 0 0 0 0 0
Inning Stats	R: 0 E: 0 K: 2 S: 9 H: 1 LOB: 0 BB: 0 P: 16	R: 0 E: 0 K: 0 S: 10 H: 1 LOB: 2 BB: 0 P: 16	R: 0 E: 0 K: 1 S: 11 H: 1 LOB: 1 BB: 1 P: 20	R: 0 E: 0 K: 0 S: 9 H: 1 LOB: 3 BB: 1 P: 21	R: 0 E: 0 K: 1 S: 9 H: 0 LOB: 1 BB: 1 P: 17	R: 0 E: 0 K: 1 S: 12 H: 1 LOB: 1 BB: 0 P: 19	R: 0 E: 0 K: 1 S: 7 H: 0 LOB: 0 BB: 0 P: 11	R: 1 E: 0 K: 0 S: 13 H: 3 LOB: 2 BB: 0 P: 20	R: 0 E: 0 K: 1 S: 9 H: 0 LOB: 0 BB: 0 P: 11	1B: 7 2B: 1 3B: 0 HR: 0 SF: 0 SAC: 0 DP: 1 HBP: 2						

PITCHER		IP	WLS	BF	H	R	ER	SO	BB	IBB	HBP	BLK	WP	HR	S	P	ERA	WHIP
18 Matt Cain, R ERA: 5.16	(1, 1)	5.0	W	23	5	0	0	4	3	0	2	0	0	0	51	95	0.00	1.600
60 Hunter Strickland, R ERA: 2.68	(6, 1)	1.0		3	0	0	0	0	0	0	0	0	0	0	9	14	0.00	0.000
54 Sergio Romo, R ERA: 4.15	(7, 1)	1.0		3	0	0	0	1	0	0	0	0	0	0	7	11	0.00	0.000
13 Will Smith, L ERA: 4.13	(8, 1)	0.2		2	0	0	0	0	0	0	0	0	0	0	5	8	0.00	0.000
Jake Peavy, R ERA: 5.53	(8, 1)	0.0		3	3	1	1	0	0	0	0	0	0	0	7	10	∞	∞

PITCHER		IP	WLS	BF	H	R	ER	SO	BB	IBB	HBP	BLK	WP	HR	S	P	ERA	WHIP
64 Derek Law, R ERA: 2.14	(8, 1)	0.1		1	0	0	0	0	0	0	0	0	0	0	1	2	0.00	0.000
70 George Kontos, R ERA: 2.39	(9, 1)	1.0		3	0	0	0	1	0	0	0	0	0	0	9	11	0.00	0.000

BOTTOM

San Francisco Giants @ Washington Nationals

Nationals Park, Washington, DC

Sat Aug 06 2016, 7:08 PM - 10:35 PM EDT

Att. 36,404 - Partly Cloudy - 84 F

livebaseballscorecards.com

AB	33
R	1
H	8
RBI	1
BB	3
SO	6
LOB	19

Batter	1	2	3	4	5	6	7	8	9	AB	R	H	RBI	BB	SO	LOB
2 Denard Span, L (1, 8) OBP: 0.332, SLG: 0.359	B SI 92 S SI 92 C SI 91 B SI 91 X CU 78 2-2 ① L9		F CU 78 M SI 92 B SI 93 B SI 92 D CU 80 S SI 94 3-3 ① K		C SI 92 X CH 85 0-1 ② G4-3		B SI 92 X CU 77 1-0 ② FC5-4 16 E 1-2f			4	0	0	0	0	1	3
16 Ángel Pagán, S (1, 7) OBP: 0.326, SLG: 0.430	B SI 92 B SI 92 X SI 92 2-0 ② G6-3		B CH 84 F SI 93 X CH 85 1-1 ② FC4-6 1-2f 2-3		B SI 92 F SI 92 X SI 92 1-1 9 BB 1B		B CH 85 1 SAFE C SI 92 1 SAFE X CH 85 1-1 E3 1-3			4	0	1	0	0	0	3
9 Brandon Belt, L (1, 3) OBP: 0.396, SLG: 0.492	B SI 92 F CH 85 S SI 93 B SI 93 S SL 88 2-3 ③ K		D CU 79 B CH 85 C CH 85 F SI 92 C SI 93 2-3 ③ K		C SI 92 1 SAFE B SI 92 F CH 85 1 SAFE B SL 85 B SI 92 B SI 93 4-2 1-2 BB		S CU 78 B SI 94 B SI 94 F CH 85 X CU 79 2-2 ③ F8			3	0	0	0	1	2	4
28 Buster Posey, R (1, 2) OBP: 0.362, SLG: 0.460		X SL 87 0-0 ① F9		C SI 92 X CU 78 0-1 ① 12 1B 2B	B SI 92 B SL 86 X SL 86 2-0 ③ F7			F SL 83 B SL 85 X SL 84 1-1 ① G4-3		4	0	1	0	0	0	2
35 Brandon Crawford, L (1, 6) OBP: 0.334, SLG: 0.422		C FF 90 X SI 91 0-1 ② F7		B SI 92 B SI 91 B SI 92 F SI 92 X SI 93 3-1 ① F8		B CU 76 X SI 92 1-0 ① F9		F FF 94 B FF 94 F FF 94 B FF 94 X FF 94 2-2 ② G4-3		4	0	0	0	0	0	1
10 Eduardo Núñez, R (1, 5) OBP: 0.326, SLG: 0.441		C SI 91 B SI 91 F SL 89 X SI 92 1-2 1B		F SL 86 F SI 92 S FF 90 0-3 ② K		S SL 86 H SI 92 1-1 12 G4-3 HBP		B FF 95 C SL 86 S FF 94 B FF 95 F FF 94 C FF 95 2-3 ③ K		3	0	1	0	0	2	1
12 Joe Panik, L (1, 4) OBP: 0.303, SLG: 0.373		1 SAFE B SI 91 F SI 90 1 SAFE X CH 84 1-1 ③ P5		X CU 78 0-0 2-3 1B		1 SAFE 1 SAFE B SI 92 F SI 91 1 SAFE X SI 92 1-1 ②③ G4-3 1-2f			C FC 94 C KC 82 F KC 83 X FC 94 0-2 ① G3-1	4	0	1	0	0	0	2
7 Grégor Blanco, L (1, 9) OBP: 0.319, SLG: 0.326 21 Conor Gillaspie, L (9, PH) OBP: 0.304, SLG: 0.421			C SI 90 C CU 76 B SL 89 B SI 91 B SI 93 B SI 92 4-2 16 FC4-6 40 1B BB	B SI 91 D CH 84 C CH 84 X SI 92 2-1 ③ G4-3			L CH 84 B CH 86 F SI 93 B CU 81 C SI 93 2-3 ① K		B KC 81 S FC 92 S KC 83 B FC 93 F KC 83 S FC 92 2-3 ② K	2 1	0 0	0 0	0 0	1 0	1 1	2 0
40 Madison Bumgarner, R (1, 1) OBP: 0.275, SLG: 0.333 8 Hunter Pence, R (9, PH) OBP: 0.367, SLG: 0.457			1 SAFE X SL 89 0-0 16 FC4-6 1-2 1B	S SI 91 B CU 77 B SL 86 X SI 92 2-1 ① G5-3			C SI 94 B SL 88 S SL 88 B SI 95 B CU 79 B SI 95 4-2 2 FC5-4 BB		S FC 92 S FC 92 S KC 84 0-3 ③ K2-3	2 1	0 0	1 0	0 0	1 0	0 1	0 0
Inning Stats	R: 0 E: 0 K: 1 S: 7 H: 0 LOB: 0 BB: 0 P: 13	R: 0 E: 0 K: 0 S: 8 H: 1 LOB: 1 BB: 0 P: 10	R: 0 E: 0 K: 2 S: 11 H: 1 LOB: 2 BB: 1 P: 21	R: 0 E: 0 K: 1 S: 10 H: 2 LOB: 2 BB: 0 P: 15	R: 0 E: 0 K: 0 S: 9 H: 1 LOB: 2 BB: 1 P: 18	R: 0 E: 0 K: 0 S: 4 H: 0 LOB: 0 BB: 0 P: 7	R: 0 E: 1 K: 1 S: 11 H: 0 LOB: 2 BB: 1 P: 21	R: 0 E: 0 K: 1 S: 9 H: 0 LOB: 0 BB: 0 P: 14	R: 0 E: 0 K: 2 S: 11 H: 0 LOB: 0 BB: 0 P: 13	1B: 4 2B: 1 3B: 0 HR: 0 SF: 0 SAC: 0 DP: 1 HBP: 1						

PITCHER	IP	WLS	BF	H	R	ER	SO	BB	IBB	HBP	BLK	WP	HR	S	P	ERA	WHIP
57 Tanner Roark, R (1, 1) ERA: 2.88	7.0	W	30	5	0	0	5	3	0	1	0	0	0	60	105	0.00	1.143
27 Shawn Kelley, R (8, 1) ERA: 2.9	1.0	H	3	0	0	0	1	0	0	0	0	0	0	9	14	0.00	0.000
43 Mark Melancon, R (9, 1) ERA: 1.38	1.0	S	3	0	0	0	2	0	0	0	0	0	0	11	13	0.00	0.000

PITCHER	IP	WLS	BF	H	R	ER	SO	BB	IBB	HBP	BLK	WP	HR	S	P	ERA	WHIP

TOP

San Francisco Giants @ Washington Nationals
Nationals Park, Washington, DC
Sun Aug 07 2016, 1:40 PM - 4:22 PM EDT
Att. 32,790 - Sunny - 87 F

livebaseballscorecards.com

AB	32
R	0
H	5
RBI	0
BB	3
SO	8
LOB	18

WP: 0 PA: 36
PB: 0
SB: 0
CS: 0

Batter	1	2	3	4	5	6	7	8	9	AB	R	H	RBI	BB	SO	LOB
7 Trea Turner, R (1, 4) OBP: 0.340, SLG: 0.506	B FF 90 C FF 91 F FC 88 S CU 75 1-3 ① K		C FC 87 B FF 92 B CU 73 F FC 88 X FF 91 2-2 ③ L5		C CU 73 B FC 87 X CU 75 1-1 ③ F8			C FF 90 X CH 84 0-1 ② G6-3		4	0	0	0	0	1	1
28 Jayson Werth, R (1, 7) OBP: 0.340, SLG: 0.418	B FF 91 B FC 89 B FC 88 B FC 87 4-0 BB			C FC 88 X CH 84 0-1 ① P3		C FF 88 B FF 91 B CH 84 C FF 91 B FF 91 S FC 87 3-3 ① K		F FF 92 B FF 91 B CH 84 F FF 91 F SI 92 B FF 92 X FF 92 3-2 ③ F7		3	0	0	0	1	1	0
20 Daniel Murphy, L (1, 3) OBP: 0.390, SLG: 0.615	C FF 92 F FF 92 F FF 91 S FF 91 0-3 ② K			C FF 92 X FC 88 0-1 ② L7		X SI 91 0-0 ② P5				3	0	0	0	0	1	1
6 Anthony Rendon, R (1, 5) OBP: 0.351, SLG: 0.436	B FF 90 F FF 92 1 SAFE B CH 84 X FC 88 2-1 ③ F9			C CH 84 C CU 75 B FF 91 X FC 88 1-2 2B		C CU 74 B FF 91 S FF 91 F FC 87 B FF 91 X CU 72 2-2 ③ F7				3	0	1	0	0	0	1
40 Wilson Ramos, R (1, 2) OBP: 0.387, SLG: 0.556		X FC 86 0-0 ① G5-3		C FF 91 B FC 88 B FC 89 C FC 89 B FC 89 B FC 89 4-2 BB			C FC 87 X FC 87 0-1 HR			2	1	1	1	1	0	0
8 Danny Espinosa, S (1, 6) OBP: 0.324, SLG: 0.412		C FF 91 X CU 74 0-1 ② F7		S FF 92 F FF 91 D CU 74 F CU 74 B FF 91 S CU 74 2-3 ③ K			F FC 88 F FC 86 S SI 91 0-3 ① K			3	0	0	0	0	2	2
14 Chris Heisey, R (1, 9) OBP: 0.304, SLG: 0.418		B FF 91 B FF 89 S FF 91 F FF 92 X FC 88 2-2 ③ G6-3			F CH 83 F FC 88 B FF 91 S CU 74 1-3 ① K		C FF 90 B FC 87 C FC 86 B FF 90 F FF 90 B CU 73 F FF 91 F FC 87 X FF 91 3-2 ② F9			3	0	0	0	0	1	0
9 Ben Revere, L (1, 8) OBP: 0.258, SLG: 0.285			C FF 91 B CU 74 S FC 88 X FF 91 1-2 ① L7		C FF 91 H CU 72 1-1 57 SH1-4 HBP		F FF 92 X FC 87 0-1 ③ F7			2	0	0	0	0	0	0
57 Tanner Roark, R (1, 1) OBP: 0.157, SLG: 0.125 27 Shawn Kelley, R (8, 1) 1 Wilmer Difo, S (8, PH) OBP: 0.412, SLG: 0.500 43 Mark Melancon, R (9, 1)			B FF 92 C FF 91 F FC 88 X CU 75 1-2 ② G6-3		1 SAFE B CU 72 X FC 86 1-0 ② SH1-4 1-2			B FC 86 F FF 90 F FF 90 F CU 74 F FC 88 B CU 73 C FC 86 2-3 ① K		1 0 1 0	0 0 0 0	0 0 0 0	0 0 0 0	0 0 1 0	0 0 0 0	0 0 0 0
Inning Stats	R: 0 E: 0 K: 2 S: 9 H: 0 LOB: 1 BB: 1 P: 16	R: 0 E: 0 K: 0 S: 6 H: 0 LOB: 0 BB: 0 P: 8	R: 0 E: 0 K: 0 S: 9 H: 0 LOB: 0 BB: 0 P: 13	R: 0 E: 0 K: 1 S: 13 H: 1 LOB: 2 BB: 1 P: 20	R: 0 E: 0 K: 1 S: 7 H: 0 LOB: 1 BB: 0 P: 11	R: 0 E: 0 K: 1 S: 8 H: 0 LOB: 0 BB: 0 P: 13	R: 1 E: 0 K: 1 S: 13 H: 1 LOB: 0 BB: 0 P: 16	R: 0 E: 0 K: 1 S: 11 H: 0 LOB: 0 BB: 0 P: 16		1B: 0 2B: 1 3B: 0 HR: 1	SF: 0 SAC: 1 DP: 0 HBP: 1			WP: 0 PB: 0 SB: 0 CS: 0	PA: 29	

PITCHER	IP	WLS	BF	H	R	ER	SO	BB	IBB	HBP	BLK	WP	HR	S	P	ERA	WHIP
40 Madison Bumgarner, L (1, 1) ERA: 2.2	8.0	L	29	2	1	1	7	2	0	1	0	0	1	76	113	1.12	0.500

PITCHER	IP	WLS	BF	H	R	ER	SO	BB	IBB	HBP	BLK	WP	HR	S	P	ERA	WHIP

BOTTOM

San Francisco Giants @ Washington Nationals

Nationals Park, Washington, DC

Sun Aug 07 2016, 1:40 PM - 4:22 PM EDT

Att. 32,790 - Sunny - 87 F

livebaseballscorecards.com

AB	25
R	1
H	2
RBI	1
BB	2
SO	7
LOB	5

Cleveland Indians @ Washington Nationals

Nationals Park, Washington, DC

Tue Aug 09 2016, 7:06 PM - 10:00 PM EDT

Att. 30,978 - Overcast - 79 F

TOP

livebaseballscorecards.com

Batter	1	2	3	4	5	6	7	8	9	AB	R	H	RBI	BB	SO	LOB
41 Carlos Santana, S (1, 3) OBP: 0.340, SLG: 0.470	B FF 92 X FF 93 1-0 ① P5			C CU 77 S FF 94 B SL 88 B CU 77 F FF 96 S SL 89 2-3 ① K		F SL 88 B FF 95 F FC 88 B CH 87 S FF 97 2-3 ③ K		B KC 79 B SI 93 C SI 93 B SI 94 F SI 92 F SI 93 S SI 94 3-3 ③ K		4	0	0	0	0	3	0
22 Jason Kipnis, L (1, 4) OBP: 0.344, SLG: 0.491	C FF 94 F FF 94 X FF 95 0-2 ② P5			B FF 94 B CH 88 C CH 87 B FF 95 F FF 94 S SL 89 3-3 ② K			B CU 78 B FF 95 B FF 95 C FF 95 C FF 95 C FF 96 3-3 ① K		F SI 93 X SI 93 0-1 12 G3 11 1B 2B	4	1	1	0	0	2	0
12 Francisco Lindor, S (1, 6) OBP: 0.355, SLG: 0.448	C FF 94 S CU 78 B CH 87 B FF 96 X SL 90 2-2 ③ L3			F FF 94 F FF 96 S FF 96 0-3 ③ K			T CH 86 F FF 96 X FF 98 0-2 11 E 11 2B 1B		L SI 91 F CH 84 X SI 94 0-2 ① G3 2-3	4	1	1	0	0	1	1
11 José Ramírez, S (1, 5) OBP: 0.361, SLG: 0.431		C CU 77 T FF 93 B CH 87 B FF 95 X CH 87 2-2 ① G3-1			B CU 76 C FF 94 X CU 77 1-1 ① B1-3		1 SAFE B SL 88 X SL 89 1-0 8 S 8 1B 2B 1-H		X KC 81 0-0 3-H 1B	4	1	2	2	0	0	0
8 Lonnie Chisenhall, L (1, 9) OBP: 0.344, SLG: 0.454		S FF 94 B FF 94 B FF 96 B FF 95 X FF 95 3-1 ② P2			F SL 88 C FF 95 B FF 96 F SL 88 X FF 97 1-2 ② L7		C SL 87 B FF 94 X FF 95 1-1 2-H 1B		1 SAFE 1 SAFE S SI 91 B SI 91 1 SAFE B SI 93 F CH 85 F SI 92 C KC 80 2-3 ② K	4	0	1	1	0	1	1
72 Tyler Naquin, L (1, 8) OBP: 0.382, SLG: 0.594		B FF 93 S FF 94 F FF 95 B FF 96 S FF 96 2-3 ③ K			B CU 77 B FF 95 F FF 96 S FF 95 B FF 97 B FF 96 4-2 BB		S FF 93 T FF 94 B FF 94 B FF 94 S FF 95 2-3 ② K		1 SAFE C SI 92 B SI 93 B SI 92 F CH 85 B SI 93 S SI 93 3-3 ③ K	3	0	0	0	1	3	2
35 Abraham Almonte, S (1, 7) OBP: 0.290, SLG: 0.439			F FF 92 X CU 74 0-1 ① F9		1 SAFE F FF 94 F CH 86 1 SAFE X FF 94 0-2 ③ P5		B CU 76 B CH 86 F FF 94 T FF 94 X CU 78 2-2 ③ F8			3	0	0	0	0	0	2
24 Andrew Miller, L (7, 1)										0	0	0	0	0	0	0
27 Bryan Shaw, S (8, 1)										0	0	0	0	0	0	0
37 Cody Allen, R (9, 1)										0	0	0	0	0	0	0
55 Roberto Pérez, R (1, 2) OBP: 0.254, SLG: 0.109			B FF 93 S FF 94 C SL 85 B FF 96 C SL 86 2-3 ② K			C SL 85 F FF 95 B SL 85 B SL 87 F FF 97 B SL 87 X FF 96 3-2 ① F8		B SI 98 S SI 98 X SI 99 1-1 ① G4-3		3	0	0	0	0	1	0
47 Trevor Bauer, R (1, 1)			B FF 93 C FF 94 C FF 94 C FF 95 1-3 ③ K			C FF 94 S FF 94 S SL 86 0-3 ② K		B SI 98 C SI 99 S SL 90 F SL 88 F SI 98 S SL 89 1-3 ② K		2	0	0	0	0	2	0
20 Rajai Davis, R (7, 7) OBP: 0.322, SLG: 0.413										1	0	0	0	0	1	0

	AB	32
	R	3
	H	5
	RBI	3
	BB	1
	SO	14
	LOB	6

Inning Stats																				
	R: 0 E: 0 K: 0 S: 7	H: 0 LOB: 0 BB: 0 P: 10	R: 0 E: 0 K: 1 S: 8	H: 0 LOB: 0 BB: 0 P: 15	R: 0 E: 0 K: 2 S: 8	H: 0 LOB: 0 BB: 0 P: 11	R: 0 E: 0 K: 3 S: 10	H: 0 LOB: 0 BB: 0 P: 15	R: 0 E: 0 K: 0 S: 11	H: 0 LOB: 1 BB: 1 P: 17	R: 0 E: 0 K: 2 S: 11	H: 0 LOB: 0 BB: 0 P: 16	R: 2 E: 1 K: 2 S: 15	H: 3 LOB: 1 BB: 0 P: 24	R: 0 E: 0 K: 2 S: 11	H: 0 LOB: 0 BB: 0 P: 16	R: 1 E: 0 K: 2 S: 13	H: 2 LOB: 1 BB: 0 P: 18	1B: 3 2B: 2 3B: 0 HR: 0	SF: 0 SAC: 0 DP: 0 HBP: 0	WP: 0 PB: 0 SB: 1 CS: 0	PA: 33

PITCHER		IP	WLS	BF	H	R	ER	SO	BB	IBB	HBP	BLK	WP	HR	S	P	ERA	WHIP
31 Max Scherzer, R ERA: 2.8	(1, 1)	7.0	L	25	3	2	1	10	1	0	0	0	0	0	70	108	1.29	0.571
45 Blake Treinen, R ERA: 1.99	(8, 1)	0.2		2	0	0	0	1	0	0	0	0	0	0	7	9	0.00	0.000
36 Sammy Solís, L ERA: 2.27	(8, 1)	1.1		6	2	1	1	3	0	0	0	0	0	0	17	25	6.75	1.500

PITCHER		IP	WLS	BF	H	R	ER	SO	BB	IBB	HBP	BLK	WP	HR	S	P	ERA	WHIP

BOTTOM

Cleveland Indians @ Washington Nationals

Nationals Park, Washington, DC

Tue Aug 09 2016, 7:06 PM - 10:00 PM EDT

Att. 30,978 - Overcast - 79 F

livebaseballscorecards.com

Batter	1	2	3	4	5	6	7	8	9	AB	R	H	RBI	BB	SO	LOB
7 Trea Turner, R (1, 4) OBP: 0.323, SLG: 0.479	B SI 91 C SI 92 B FC 89 B SI 92 X SI 93 3-1 G2-3 ①		C SI 93 X KC 75 0-1 L5 ①		X FC 90 0-0 FC1 28 G6-4-3 1-2		C SL 86 C FF 97 S SL 86 0-3 K ③		C FF 94 B KC 84 F KC 84 D KC 84 B FF 94 F FF 95 S FF 94 3-3 K ③	5	0	0	0	0	2	3
28 Jayson Werth, R (1, 7) OBP: 0.341, SLG: 0.426	B SI 92 C SI 92 S FF 90 B KC 77 B FF 96 B SI 93 4-2 20 G3-1 BB		C SI 93 B KC 76 B SI 93 B FF 91 X SI 92 3-1 F9 ②		X SI 94 0-0 G6-4-3 ② ③ 1-2f			C FF 95 B FF 96 F FF 95 F SL 86 F SL 86 B SL 84 F SL 84 X SL 85 2-2 HR		3	1	1	1	1	0	2
20 Daniel Murphy, L (1, 3) OBP: 0.386, SLG: 0.608	B SI 92 F FF 93 S CH 87 X CH 87 1-2 G3-1 ② 1-2		B FC 85 C SI 92 X FC 90 1-1 P1 ③			B KC 75 X FC 89 1-0 G3-1 ①		X SL 84 0-0 F8 ①		4	0	0	0	0	0	1
6 Anthony Rendon, R (1, 5) OBP: 0.350, SLG: 0.437	X SI 92 0-0 F9 ③			B FC 88 B FC 88 C FF 92 B SI 92 X SI 93 3-1 L8 ①		X FF 94 0-0 40 G6-3 2B		B FC 93 C FC 94 B FC 94 S FC 94 B FC 94 S FC 94 3-3 K ②		4	0	1	0	0	1	1
40 Wilson Ramos, R (1, 2) OBP: 0.386, SLG: 0.552 29 Pedro Severino, R (8, PR) OBP: 0.545, SLG: 0.375 (9, 2)		C SI 93 B KC 76 X FC 90 1-1 E5 9 1B		F SI 91 F SI 96 X KC 79 0-2 F9 ②		X FC 87 0-0 G6-3 ② 2-3		B FC 94 F FC 94 B SL 82 X FC 93 2-1 1B		4 0	0 0	1 0	0 0	0 0	0 0	1 0
14 Chris Heisey, R (1, 9) OBP: 0.302, SLG: 0.406		B SI 92 B FC 89 S FC 90 F SI 92 T SI 94 2-2 K ①		B FF 95 S SI 94 B FC 90 B SI 93 B FF 96 4-1 BB		L FC 90 C KC 78 B FF 96 X KC 81 1-2 G6-3 ③		C FC 93 C FC 94 S FC 95 0-3 K ③		3	0	0	0	1	2	3
8 Danny Espinosa, S (1, 6) OBP: 0.321, SLG: 0.407		C CH 86 B KC 75 F SI 93 B FC 89 C SI 94 2-3 K ②		S FC 89 S CH 87 C FC 91 0-3 K ③			C SI 93 B KC 76 F FC 91 F KC 79 F KC 80 X CH 86 1-2 G3-1 ①		C KC 82 B FF 94 B KC 84 F FF 95 B KC 82 X FF 94 3-2 F9 ①	4	0	0	0	0	2	2
9 Ben Revere, L (1, 8) OBP: 0.261, SLG: 0.291		C SI 91 B FC 89 X CH 85 1-1 1-3 1B			C SI 92 B FC 90 B SI 92 X SI 92 2-1 G4-3 ①		C SI 94 B SI 94 B FC 90 X SI 94 2-1 2B		B FF 94 C FF 94 S KC 84 S KC 84 1-3 K ②	4	0	2	0	0	1	0
31 Max Scherzer, R (1, 1) OBP: 0.173, SLG: 0.160 48 Brian Goodwin, L (7, PH) 45 Blake Treinen, R (8, 1) 36 Sammy Solís, R (8, 1) 25 Clint Robinson, L (9, PH) OBP: 0.276, SLG: 0.353		F SI 94 B FF 95 B FF 94 B SI 93 F SI 93 F SI 94 F SI 93 C SI 94 3-3 K ③		C SI 93 X FF 93 0-1 7 E 1B			C SL 84 X SL 84 0-1 P4 ②		C KC 83 B KC 85 B KC 84 F FF 94 F FF 94 B KC 84 B FF 94 4-2 BB	2 1 0 0 0	0 0 0 0 0	1 0 0 0 0	0 0 0 0 0	0 0 0 0 1	1 0 0 0 0	2 1 0 0 0
Inning Stats	R: 0 E: 0 K: 0 S: 8 H: 0 LOB: 1 BB: 1 P: 16	R: 0 E: 1 K: 3 S: 15 H: 1 LOB: 2 BB: 0 P: 24	R: 0 E: 0 K: 0 S: 6 H: 0 LOB: 0 BB: 0 P: 10	R: 0 E: 0 K: 1 S: 9 H: 0 LOB: 1 BB: 1 P: 16	R: 0 E: 1 K: 0 S: 6 H: 1 LOB: 1 BB: 0 P: 8	R: 0 E: 0 K: 0 S: 6 H: 1 LOB: 1 BB: 0 P: 8	R: 0 E: 0 K: 1 S: 12 H: 1 LOB: 1 BB: 0 P: 15	R: 1 E: 0 K: 2 S: 15 H: 2 LOB: 1 BB: 0 P: 22	R: 0 E: 0 K: 2 S: 13 H: 0 LOB: 1 BB: 1 P: 24	1B: 3 2B: 2 3B: 0 HR: 1	SF: 0 SAC: 0 DP: 1 HBP: 0	WP: 0 PB: 0 SB: 0 CS: 0	PA: 37				

	AB	34
	R	1
	H	6
	RBI	1
	BB	3
	SO	9
	LOB	16

PITCHER		IP	WLS	BF	H	R	ER	SO	BB	IBB	HBP	BLK	WP	HR	S	P	ERA	WHIP
47 Trevor Bauer, R ERA: 3.88	(1, 1)	6.1	W	26	4	0	0	4	2	0	0	0	0	0	57	92	0.00	0.947
24 Andrew Miller, L ERA: 1.65	(7, 1)	1.0	H	4	1	1	1	1	0	0	0	0	0	1	12	14	9.00	1.000
27 Bryan Shaw, R ERA: 3.75	(8, 1)	0.2	H	3	1	0	0	2	0	0	0	0	0	0	8	13	0.00	1.500
37 Cody Allen, R ERA: 2.44	(9, 1)	1.0	S	4	0	0	0	2	1	0	0	0	0	0	13	24	0.00	1.000

PITCHER	IP	WLS	BF	H	R	ER	SO	BB	IBB	HBP	BLK	WP	HR	S	P	ERA	WHIP

Batter	1	2	3	4	5	6	7	8	9	AB	R	H	RBI	BB	SO	LOB
20 Rajai Davis, R (1, 8) OBP: 0.324, SLG: 0.414	B SI 88 B SI 90 F SI 88 C SI 90 B FF 92 F SI 92 S CH 85 3-3 K		C CH 83 F SI 92 B FF 91 F CH 85 X CU 78 1-2 22 G3 12 HR 1B		B SI 89 B CH 84 C FF 90 S CH 84 S FF 91 2-3 K		X SI 97 0-0 22 1B 1B		B FF 91 B FC 91 C FF 91 X FF 92 2-1 G3	4	1	2	0	0	2	0
34 Zach McAllister, R (7, 1)										0	0	0	0	0	0	0
41 Carlos Santana, S (9, PH) OBP: 0.339, SLG: 0.469										1	0	0	0	0	0	0
22 Jason Kipnis, L (1, 4) OBP: 0.343, SLG: 0.488	C FF 91 S CU 77 X CU 78 0-2 G3-1		B CU 75 F FF 91 X CU 75 1-1 G3 1-2		C FF 90 X CU 77 0-1 L6		B FF 91 C SI 91 F FF 91 X SI 92 1-2 1-2 1B			4	0	1	0	0	0	1
12 Francisco Lindor, S (1, 6) OBP: 0.354, SLG: 0.453	C SI 91 B CU 78 X CH 85 1-1 G6-3		C FF 92 B CH 83 D CH 82 B FF 91 S CH 84 X FF 92 3-2 2-H HR		B SI 91 C CH 84 X CH 84 1-1 G5-3		F FF 91 B FF 91 X FF 92 1-1 F7			4	1	1	2	0	0	2
26 Mike Napoli, R (1, 3) OBP: 0.340, SLG: 0.514		B FF 88 C FF 89 C FF 91 B CU 78 S CH 84 2-3 K	B SI 92 X SI 91 1-0 11 2B 2B			B CH 82 B FF 90 C CH 82 T FF 91 B CU 76 B FF 92 4-2 8 G6-4-3 11 1B BB		F SL 82 S SL 84 C FF 93 0-3		3	1	1	0	1	2	0
11 José Ramírez, S (1, 5) OBP: 0.365, SLG: 0.437		B FF 90 S FF 92 F CH 86 B FF 91 F FF 92 B FF 93 X FF 92 3-2 P6	X CU 76 0-0 6 S 2-H 2B			B SI 89 B SI 90 C FF 91 C FF 92 X FF 93 2-2 8 G6-4-3 1-2 1B		B FF 93 S SL 83 C FF 93 F FF 93 X FF 93 1-2 1B		4	0	3	1	0	0	0
6 Brandon Guyer, R (1, 7) OBP: 0.358, SLG: 0.412		B FF 92 S CH 85 B CU 79 F FF 93 F FF 92 X CU 79 2-2 35 2B 1B	B CH 83 X CH 83 1-0 G1-3 2-3			T FF 89 F FF 91 X FF 93 0-2 G6-4-3 1-2f 2-3		B FF 92 S FF 92 X FF 93 1-1 F9		2	1	1	0	0	0	1
8 Lonnie Chisenhall, L (6, PH) OBP: 0.341, SLG: 0.451										2	0	0	0	0	0	3
(6, 9)																
35 Abraham Almonte, S (1, 9) OBP: 0.288, SLG: 0.443		X FF 90 0-0 38 S 1-H 2B		S CU 76 B FF 90 S CU 77 B CH 84 B FF 91 S CH 85 3-3 K		B CU 72 B FF 91 F SL 87 F FF 92 X SL 87 2-2 G4-3		S SL 85 F SL 84 B FF 94 F FF 94 X FF 94 1-2 F7		4	0	1	1	0	1	2
(6, 7)																
38 Chris Gimenez, R (1, 2) OBP: 0.243, SLG: 0.296		C CH 85 B FF 92 T CH 86 B CH 82 F FF 92 X CH 84 2-2 G5-3 2-3		X FF 92 0-0 P3			C SI 96 B SI 96 S SI 97 S SL 88 1-3 K		B FC 92 C FC 91 X FF 91 1-1 P4	3	0	0	0	0	1	1
1 Michael Martinez, S (9, PH) OBP: 0.296, SLG: 0.353										1	0	0	0	0	0	0
43 Josh Tomlin, R (1, 1) OBP: 0.400, SLG: 0.600			B SI 90 B SI 89 T SI 90 F SI 90 F SI 92 S SI 92 2-3 K	B SI 92 S FF 93 C SI 92 B CU 79 F FF 92 B FF 92 F FF 92 F FF 92 F FF 92 3-2 F FF 91 F FF 91 X FF 92 F8			C SI 95 F SI 96 B SL 86 S FF 97 1-3 K		B FC 92 F FC 92 S FF 92 B FC 91 C KC 80 2-3 K	2	0	0	0	0	1	0
61 Dan Otero, R (5, 1)										0	0	0	0	0	0	0
72 Tyler Naquin, L (7, PH) OBP: 0.379, SLG: 0.589										2	0	0	0	0	2	0
(7, 8)																
Inning Stats	R: 0 E: 0 K: 1 S: 9 H: 0 LOB: 0 BB: 0 P: 13	R: 1 E: 0 K: 1 S: 16 H: 2 LOB: 1 BB: 0 P: 25	R: 3 E: 0 K: 1 S: 16 H: 4 LOB: 1 BB: 0 P: 25	R: 0 E: 0 K: 1 S: 13 H: 0 LOB: 0 BB: 0 P: 19	R: 0 E: 0 K: 1 S: 7 H: 0 LOB: 0 BB: 0 P: 10	R: 0 E: 0 K: 0 S: 11 H: 1 LOB: 1 BB: 1 P: 19	R: 0 E: 0 K: 2 S: 12 H: 2 LOB: 2 BB: 0 P: 16	R: 0 E: 0 K: 1 S: 13 H: 1 LOB: 1 BB: 0 P: 16	R: 0 E: 0 K: 1 S: 7 H: 0 LOB: 0 BB: 0 P: 12	1B: 6 2B: 3 3B: 0 HR: 1 SF: 0 SAC: 0 DP: 1 HBP: 0						

PITCHER		IP	WLS	BF	H	R	ER	SO	BB	IBB	HBP	BLK	WP	HR	S	P	ERA	WHIP
47 Gio González, L ERA: 4.24	(1, 1)	5.0	W	23	7	4	4	5	1	0	0	0	0	1	66	103	7.20	1.600
18 Matt Belisle, R ERA: 1.84	(6, 1)	1.0	H	2	0	0	0	0	0	0	0	0	0	0	6	8	0.00	0.000
45 Blake Treinen, R ERA: 1.96	(7, 1)	0.2	H	3	1	0	0	2	0	0	0	0	0	0	7	9	0.00	1.500
46 Oliver Pérez, L ERA: 4.4	(7, 1)	0.0		1	1	0	0	0	0	0	0	0	0	0	3	4	∞	∞
27 Shawn Kelley, R ERA: 2.81	(7, 1)	1.1	H	5	1	0	0	1	0	0	0	0	0	0	15	19	0.00	0.750

PITCHER		IP	WLS	BF	H	R	ER	SO	BB	IBB	HBP	BLK	WP	HR	S	P	ERA	WHIP
43 Mark Melancon, R ERA: 1.35	(9, 1)	1.0	S	3	0	0	0	1	0	0	0	0	0	0	7	12	0.00	0.000

TOP

Cleveland Indians @ Washington Nationals

Nationals Park, Washington, DC

Wed Aug 10 2016, 4:09 PM - 7:00 PM EDT

Att. 30,185 - Cloudy - 91 F

livebaseballscorecards.com

AB	36
R	4
H	10
RBI	4
BB	1
SO	9
LOB	10

BOTTOM

Batter	1	2	3	4	5	6	7	8	9	AB	R	H	RBI	BB	SO	LOB
7 Trea Turner, R (1, 4) OBP: 0.320, SLG: 0.480	C FC 86 F FC 86 X FF 88 0-2 ① G5-3	C FC 86 B FC 86 X FF 89 1-1 ② F8 2-3			B CU 72 X CH 84 1-0 20 2B 2B	B SI 90 X SL 82 1-0 ③ F8				4	1	1	0	0	0	2
28 Jayson Werth, R (1, 7) OBP: 0.345, SLG: 0.439	C FF 89 B CU 76 X FF 90 1-1 20 G3 40 1B 2B	1 SAFE B FC 88 F FC 88 1 SAFE B FF 89 X FC 87 2-1 1-H 3-H HR			B SI 88 B FC 85 B SI 88 B FC 86 4-0 20 2B 6 2B BB		C CU 78 C FC 88 B FF 94 C FF 96 1-3 ① K			3	3	2	3	1	1	0
20 Daniel Murphy, L (1, 3) OBP: 0.385, SLG: 0.607	C FC 87 B FC 87 B CH 85 X FC 86 2-1 ② G3 2-3	B SI 86 B FC 88 C FC 87 X CH 84 2-1 ③ L7			C FC 85 X FF 85 0-1 6 2B 1-3 2-H 2B		C FF 95 C CH 89 S SL 83 0-3 ② K			4	1	1	1	0	1	1
40 Wilson Ramos, R (1, 2) OBP: 0.384, SLG: 0.549	C FF 88 F FC 86 B FC 87 X CU 77 1-2 6 2B 3-H 1B		F FC 85 B FC 88 F FC 85 F FC 85 F FF 89 F FC 87 B FC 86 X FC 87 3-2 ① G5-3		B SI 90 B SI 90 F SI 90 C SI 90 F SI 91 X SI 91 2-2 ① G6-3		X SL 82 0-0 ③ G6-3			4	0	1	1	0	0	2
6 Anthony Rendon, R (1, 5) OBP: 0.352, SLG: 0.443	B FC 86 S FC 87 1 SAFE F FC 87 B FF 90 X FC 87 2-2 1-3 2B		C FF 88 S CU 76 C FF 88 0-3 ② K		F SI 90 C SI 92 X SI 91 0-2 48 G1-3 2-H 3-H 2B			C FC 87 S FF 95 T SI 95 0-2 ① K		4	0	2	2	0	2	0
48 Brian Goodwin, L (1, 9) OBP: 0.167, SLG: 0.167	C FF 88 B FC 86 S FC 87 S FC 87 1-3 ③ K		B CU 75 F CH 82 S FC 86 B FC 86 X FC 85 2-2 ③ G3		B SI 90 F CH 83 X SI 91 1-1 ② G1-3 2-3			C CU 80 C CU 80 F FF 96 X SI 96 0-2 8 FC3-6 1B		4	0	1	0	0	1	3
8 Danny Espinosa, S (1, 6) OBP: 0.320, SLG: 0.405		C CU 73 X FC 86 0-1 7 F8 9 1B 28 HR 1B		B CU 72 B CH 84 C FC 83 F FC 84 X SI 87 2-2 ① L7	B CH 82 C FF 90 B CH 83 S SL 85 S FF 92 2-3 ③ K			X FC 88 0-0 ② FC3-6 9 1B 1-2f		4	1	1	0	0	1	2
9 Ben Revere, L (1, 8) OBP: 0.264, SLG: 0.294		C FF 87 1 SAFE B FF 87 1 SAFE X FC 86 1-1 28 HR 1-2 1B		X CH 85 0-0 ② G1-3		C FF 88 B SI 89 X FF 90 1-1 ① G4-3		C FF 94 X FC 89 0-1 1-3 1B		4	1	2	0	0	0	0
47 Gio González, R (1, 1) OBP: 0.111, SLG: 0.118 18 Matt Belisle, R (6, 1) 1 Wilmer Difo, S (6, PH) OBP: 0.389, SLG: 0.471 45 Blake Treinen, R (7, 1) 46 Oliver Pérez, L (7, 1) OBP: 0.667, SLG: 1.000 27 Shawn Kelley, R (7, 1) 25 Clint Robinson, L (8, PH) OBP: 0.275, SLG: 0.351 43 Mark Melancon, R (9, 1)		L FC 83 L FC 84 M FC 85 0-3 ① K		S FC 85 S FF 87 F FC 87 S FC 85 0-3 ③ K		B SL 84 F FF 89 X SI 90 1-1 ② G5-3		B FF 94 B SI 95 C SI 95 X FF 95 2-1 ③ P6		2 0 1 0 0 0 1 0	0 0 0 0 0 0 0 0	0 0 0 0 0 0 0 0	0 0 0 0 0 0 0 0	0 0 0 0 0 0 0 0	2 0 0 0 0 0 0 2	2 0 0 0 0 0 0 0
Inning Stats	R: 1 E: 0 K: 1 S: 16 H: 3 LOB: 2 BB: 0 P: 23	R: 3 E: 0 K: 1 S: 13 H: 3 LOB: 0 BB: 0 P: 19	R: 0 E: 0 K: 1 S: 12 H: 0 LOB: 0 BB: 0 P: 17	R: 0 E: 0 K: 1 S: 8 H: 0 LOB: 0 BB: 0 P: 10	R: 3 E: 0 K: 1 S: 15 H: 3 LOB: 1 BB: 1 P: 25	R: 0 E: 0 K: 0 S: 5 H: 0 LOB: 0 BB: 0 P: 8	R: 0 E: 0 K: 2 S: 7 H: 0 LOB: 0 BB: 0 P: 8	R: 0 E: 0 K: 1 S: 12 H: 2 LOB: 2 BB: 0 P: 14		1B: 5 2B: 5 3B: 0 HR: 1	SF: 0 SAC: 0 DP: 0 HBP: 0			WP: 0 PB: 0 SB: 0 CS: 0	PA: 36	

PITCHER		IP	WLS	BF	H	R	ER	SO	BB	IBB	HBP	BLK	WP	HR	S	P	ERA	WHIP
43 Josh Tomlin, R ERA: 4.18	(1, 1)	4.0	L	21	8	7	7	4	1	0	0	0	0	1	52	77	15.75	2.250
61 Dan Otero, R ERA: 1.53	(5, 1)	2.0		7	1	0	0	1	0	0	0	0	0	0	17	25	0.00	0.500
34 Zach McAllister, R ERA: 4.96	(7, 1)	2.0		8	2	0	0	3	0	0	0	0	0	0	19	22	0.00	1.000

PITCHER	IP	WLS	BF	H	R	ER	SO	BB	IBB	HBP	BLK	WP	HR	S	P	ERA	WHIP

Cleveland Indians @ Washington Nationals

Nationals Park, Washington, DC

Wed Aug 10 2016, 4:09 PM - 7:00 PM EDT

Att. 30,185 - Cloudy - 91 F

livebaseballscorecards.com

AB	35
R	7
H	11
RBI	7
BB	1
SO	8
LOB	14

Batter	1	2	3	4	5	6	7	8	9	AB	R	H	RBI	BB	SO	LOB
11 Ender Inciarte, L (1, 8) OBP: 0.327, SLG: 0.338	C FF 95 B SL 89 B FF 94 B FF 94 B FF 95 4-1 5 2B BB	C FF 95 B CH 89 S CH 89 B SI 95 F SL 89 X CU 80 2-2 ③ F9			F SL 90 B SI 96 F FF 96 B SI 94 F CH 87 X FF 95 2-2 ① F8	C SI 92 X CU 76 0-1 1B		B SL 87 C SI 95 X SL 86 1-1 ② G3		4	1	1	0	1	0	1
1 Erick Aybar, S (1, 6) OBP: 0.292, SLG: 0.310	F FF 94 S FF 94 B SI 93 C CU 80 1-3 ① K	F SI 93 X SL 89 0-1 ① G6-3	C CU 80 X FF 94 0-1 5 HR 2-3 1B	S CU 74 F FF 92 1 SAFE F FF 91 F CU 78 F FF 92 X FF 89 0-2 ③ G4-3		B SI 94 X SI 95 1-0 ③ G4-3		5	1	1	0	0	1	2
5 Freddie Freeman, L (1, 3) OBP: 0.375, SLG: 0.531	B FF 95 B SL 90 S FF 95 B FF 94 F FF 95 X FF 96 3-2 1-H 2B	C CU 81 S CH 88 C FF 94 0-3 ② K	B CU 80 F FF 95 B CH 88 X CH 88 2-1 1-H 3-H HR	B FF 89 F SI 90 B SI 91 B FF 92 S SI 90 H SL 80 4-2 22 G4-3 8 SF8 27 BB HBP			B KC 79 B SI 92 B SI 93 C SI 93 B SI 93 4-1 27 G5-4-3 BB	3	2	2	4	1	1	0
27 Matt Kemp, R (1, 7) OBP: 0.288, SLG: 0.479	C FF 94 B SL 89 F SL 89 B FF 96 B CH 88 B FF 95 4-2 BB	C FF 95 X CH 88 1-1 2B	F SI 95 T FF 95 B CU 80 F CU 81 X SI 96 1-2 ② G5-3		B SI 91 B SL 77 B SI 92 B FF 92 4-0 8 SF8 22 G4-3 1-2 BB		F SI 92 X KC 81 0-1 ①② G5-4-3 1-2f	3	0	1	0	2	0	1
22 Nick Markakis, L (1, 9) OBP: 0.344, SLG: 0.384	X FF 92 0-0 ② F4	F FF 94 F CU 79 F SI 95 T CU 80 0-2 ③ K	C FF 93 B FF 94 C CU 79 F CU 79 B FF 93 F CH 87 F FF 93 S FF 94 2-3 ③ K		B SI 91 B SI 91 C FF 91 B SI 91 X SI 91 3-1 ① G4-3 1-2 2-3		B SI 92 F SI 94 C SI 94 F SI 93 S KC 81 1-3 ③ K	5	0	0	0	0	3	5
13 Adonis García, R (1, 5) OBP: 0.310, SLG: 0.398	C CU 80 S FF 94 T SL 88 0-2 ③ K		F SL 87 B FF 94 X FF 94 1-1 ① L8		C FF 92 B CH 92 F FF 94 F CH 88 B SI 93 X FF 94 2-2 8 FC3-6 1B	I IN 72 I IN 78 I IN 79 I IN 80 4-0 IBB				3	0	1	0	1	1	2
8 Jace Peterson, L (1, 4) OBP: 0.344, SLG: 0.378		B SI 93 B FF 94 X FF 95 2-0 HR	B SI 94 C CU 81 S CU 81 F CU 80 F SI 95 F CU 81 S CH 88 1-3 ② K		C CU 78 F CH 86 F CU 79 X CU 78 0-2 ① FC3-6 1-2f 20 HR	B SL 80 C SL 81 S SL 80 D SL 80 X SL 80 2-2 ② SF8 2-3 3-H				3	2	1	2	0	1	1
20 Anthony Recker, R (1, 2) OBP: 0.442, SLG: 0.535		B SI 94 B FF 96 X FF 95 2-0 ① L7	C CU 79 X SL 88 0-1 ③ P4		1 SAFE X SL 84 0-0 1-H HR	B SI 96 B SI 96 F SI 96 F SI 97 S SL 89 2-3 ③ K				4	1	1	2	0	1	2
26 Mike Foltynewicz, R (1, 1) OBP: 0.217, SLG: 0.227 46 Ian Krol, L (6, 1) 40 José Ramirez, R (7, 1) 23 Chase d'Arnaud, R (8, PH) OBP: 0.320, SLG: 0.356 62 Mauricio Cabrera, R (8, 1) 53 Jim Johnson, R (9, 1)		C FF 95 S FF 95 S CU 81 0-3 ② K			C FF 94 C FF 95 B SL 90 X FF 95 1-2 1 1B 5 HR 2B	C FF 89 F SL 87 B CU 75 X SL 87 1-2 ② G6-3		X SI 96 0-0 ① F8		3 0 0 1 0 0	1 0 0 0 0 0	1 0 0 0 0 0	0 0 0 0 0 0	1 0 0 0 0 0	0 0 0 0 0 0	0 0 0 0 0 0
Inning Stats	R: 1 E: 0 K: 2 S: 13 H: 1 LOB: 2 BB: 2 P: 25	R: 1 E: 0 K: 1 S: 9 H: 1 LOB: 0 BB: 0 P: 15	R: 0 E: 0 K: 2 S: 11 H: 1 LOB: 1 BB: 0 P: 12	R: 0 E: 0 K: 1 S: 10 H: 0 LOB: 0 BB: 0 P: 12	R: 3 E: 0 K: 1 S: 21 H: 3 LOB: 0 BB: 0 P: 29	R: 2 E: 0 K: 0 S: 20 H: 3 LOB: 1 BB: 0 P: 23	R: 1 E: 0 K: 1 S: 10 H: 0 LOB: 2 BB: 2 P: 29	R: 0 E: 0 K: 0 S: 4 H: 0 LOB: 0 BB: 0 P: 6	R: 0 E: 0 K: 1 S: 7 H: 0 LOB: 0 BB: 1 P: 12	1B: 3 2B: 3 3B: 0 HR: 3 SF: 1 SAC: 0 DP: 1 HBP: 1						

PITCHER		IP	WLS	BF	H	R	ER	SO	BB	IBB	HBP	BLK	WP	HR	S	P	ERA	WHIP
37 Stephen Strasburg, R ERA: 3.07	(1, 1)	5.1	L	25	7	6	6	7	2	0	0	0	0	2	72	103	10.12	1.688
18 Matt Belisle, R ERA: 2.1	(6, 1)	0.2		4	2	1	1	0	0	0	0	0	0	1	12	13	13.50	3.000
46 Oliver Pérez, L ERA: 4.6	(7, 1)	0.2		5	0	1	1	0	1	1	1	0	0	0	7	24	13.50	1.500
45 Blake Treinen, R ERA: 1.9	(7, 1)	1.1		4	0	0	0	1	0	0	0	0	0	0	7	11	0.00	0.000
36 Sammy Solís, L ERA: 2.21	(9, 1)	1.0		3	0	0	0	1	1	0	0	0	0	0	7	12	0.00	1.000

PITCHER	IP	WLS	BF	H	R	ER	SO	BB	IBB	HBP	BLK	WP	HR	S	P	ERA	WHIP

TOP

Atlanta Braves @ Washington Nationals

Nationals Park, Washington, DC

Fri Aug 12 2016, 7:08 PM - 10:22 PM EDT

Att. 29,089 - Partly Cloudy - 94 F

livebaseballscorecards.com

AB	34
R	8
H	9
RBI	8
BB	5
SO	9
LOB	14

WP: 0 PA: 41
PB: 0
SB: 0
CS: 0

BOTTOM

Atlanta Braves @ Washington Nationals

Nationals Park, Washington, DC

Fri Aug 12 2016, 7:08 PM - 10:22 PM EDT

Att. 29,089 - Partly Cloudy - 94 F

livebaseballscorecards.com

Batter	1	2	3	4	5	6	7	8	9	AB	R	H	RBI	BB	SO	LOB
7 Trea Turner, R (1, 4) OBP: 0.333, SLG: 0.485	C FF 94 S CU 76 B CU 77 X SI 95 1-2 ① G4-3		F CU 76 F FF 94 D SL 84 B FF 95 F CH 83 D CU 79 X SL 83 3-2 28 S 2-H 1B		X CH 82 0-0 ② F7		C SL 86 B FF 94 X SL 86 1-1 28 S 28 2B 1B		C SI 94 B SI 93 B SI 94 B SI 95 C SI 95 X SI 96 3-2 28 G6-4-3 1B	5	1	3	1	0	0	1
28 Jayson Werth, R (1, 7) OBP: 0.343, SLG: 0.438	B FF 95 C FF 96 C FF 96 F FF 97 F CU 78 X SI 96 1-2 ② G4-3		1 SAFE B FF 94 1 SAFE B FF 95 F CU 78 B SI 95 C SI 95 B SI 96 F SI 96 S FF 94 3-3 ③ K 1-2		B FF 94 B FF 96 C FF 94 F SI 94 S FF 96 2-3 ③ K		C FF 94 B FF 94 C FF 94 B FF 96 X FF 94 2-2 1-H 2B		1 SAFE C SI 94 C CU 80 X CU 80 0-2 ② ③ G6-4-3 1-2f	5	0	1	1	0	2	3
20 Daniel Murphy, L (1, 3) OBP: 0.388, SLG: 0.610	C FF 95 B FF 96 B FF 96 B CU 77 X SI 94 3-1 ③ F7			C FF 93 X CU 76 0-1 40 G4-3 6 HR 1B		C SL 81 F FF 93 X FF 95 0-2 40 G3 48 1B 2B	B FF 95 B CH 85 B FF 95 B FF 94 4-0 BB			3	2	2	0	1	0	0
40 Wilson Ramos, R (1, 2) OBP: 0.380, SLG: 0.543		F FF 96 C FF 96 S CH 85 0-3 ① K		B FF 94 S CH 82 X FF 94 1-1 ① G4-3 1-2		C FF 94 B FF 95 B FF 94 X SI 94 2-1 ① G3 2-3	T FF 95 C FF 95 S SL 87 0-3 ③ K			4	0	0	0	0	2	4
6 Anthony Rendon, R (1, 5) OBP: 0.351, SLG: 0.448		B FF 95 S FF 95 F FF 95 B FF 95 X CU 79 2-2 ② G6-3		F FF 95 B SL 85 X CU 77 1-1 2-H HR		B FF 95 C FF 95 X FF 94 1-1 ② P5		C FF 100 X FF 101 0-1 ① G1-3		4	1	1	2	0	0	1
48 Brian Goodwin, L (1, 9) OBP: 0.222, SLG: 0.222 46 Oliver Pérez, L (7, 1) OBP: 0.667, SLG: 1.000 45 Blake Treinen, R (7, 1) 25 Clint Robinson, L (8, PH) OBP: 0.273, SLG: 0.348 36 Sammy Solís, R (9, 1)		S SI 95 F FF 96 B SL 86 B SL 85 X FF 95 2-2 ③ G6-3		S SI 93 X SI 94 0-1 ② G3		C CH 85 F SI 95 B FF 97 F SL 86 F FF 96 X CU 78 1-2 3-H 1B		X FF 100 0-0 ② G4-3		3 0 0 1 0	0 0 0 0 0	1 0 0 0 0	1 0 0 0 0	0 0 0 0 0	0 0 0 0 0	0 0 0 0 0
1 Wilmer Difo, S (1, 6) OBP: 0.364, SLG: 0.429			F SI 95 B FF 95 B SL 86 X FF 94 2-1 ① F8	B CH 84 C CH 83 F FF 94 X FF 94 1-2 ③ G5-3		B SI 94 1 SAFE F SI 94 X SL 84 1-1 ③ G6-3		B FF 101 X FF 100 1-0 9 WP 1B		4	0	1	0	0	0	1
9 Ben Revere, L (1, 8) OBP: 0.264, SLG: 0.291			B FF 95 B FF 94 B FF 90 C FF 91 B FF 93 4-1 37 SH1-4 7 1B BB		B FF 91 C CH 89 X FF 92 1-1 ① F7		B FF 93 B FF 93 B FF 94 C SI 92 X FF 92 3-1 ① F7	B FF 101 B FF 101 X FF 100 2-0 ③ F7 1-2		3	1	0	0	1	0	1
37 Stephen Strasburg, R (1, 1) OBP: 0.245, SLG: 0.234 18 Matt Belisle, R (6, 1) 14 Chris Heisey, R (7, 9) OBP: 0.297, SLG: 0.398			1 SAFE C FF 89 X FF 93 0-1 ② SH1-4 1-2		B CH 88 B FF 92 C FF 89 F SI 90 F FF 91 B FF 93 B FF 89 4-2 BB		C SI 94 S CH 84 B FF 95 X SL 84 1-2 ② G4-3		B SI 94 C SI 92 C CU 80 C SI 95 1-3 ① K	0 0 2	0 0 0	0 0 0	0 0 0	1 0 0	0 0 1	0 0 0
Inning Stats	R: 0 H: 0 E: 0 LOB: 0 K: 0 BB: 0 S: 10 P: 15	R: 0 H: 0 E: 0 LOB: 0 K: 1 BB: 0 S: 9 P: 13	R: 1 H: 1 E: 0 LOB: 1 K: 1 BB: 1 S: 13 P: 25	R: 2 H: 2 E: 0 LOB: 0 K: 0 BB: 0 S: 11 P: 14	R: 0 H: 0 E: 0 LOB: 1 K: 1 BB: 1 S: 9 P: 16	R: 1 H: 2 E: 0 LOB: 1 K: 0 BB: 0 S: 14 P: 19	R: 1 H: 2 E: 0 LOB: 2 K: 1 BB: 1 S: 13 P: 24	R: 0 H: 1 E: 0 LOB: 1 K: 0 BB: 0 S: 5 P: 8	R: 0 H: 1 E: 0 LOB: 0 K: 1 BB: 0 S: 9 P: 13	1B: 6 2B: 2 3B: 0 HR: 1	SF: 0 SAC: 1 DP: 1 HBP: 0			WP: 1 PB: 0 SB: 2 CS: 0	PA: 38		

	AB	34
	R	5
	H	9
	RBI	5
	BB	3
	SO	5
	LOB	11

PITCHER		IP	WLS	BF	H	R	ER	SO	BB	IBB	HBP	BLK	WP	HR	S	P	ERA	WHIP
26 Mike Foltynewicz, R ERA: 4.5	(1, 1)	5.2	W	24	5	4	4	3	2	0	0	0	0	1	64	99	6.35	1.235
46 Ian Krol, L ERA: 2.75	(6, 1)	1.0	H	4	1	1	1	0	0	0	0	0	0	0	9	15	9.00	1.000
40 José Ramirez, R ERA: 4.76	(7, 1)	0.1		3	1	0	0	1	1	0	0	0	0	0	6	12	0.00	6.000
62 Mauricio Cabrera, R ERA: 2.78	(8, 1)	1.0	H	4	1	0	0	0	0	0	0	0	1	0	5	8	0.00	1.000
53 Jim Johnson, R ERA: 3.53	(9, 1)	1.0	S	3	1	0	0	1	0	0	0	0	0	0	9	13	0.00	1.000

PITCHER	IP	WLS	BF	H	R	ER	SO	BB	IBB	HBP	BLK	WP	HR	S	P	ERA	WHIP

Batter	1	2	3	4	5	6	7	8	9	AB	R	H	RBI	BB	SO	LOB
11 Ender Inciarte, L (1, 8) OBP: 0.325, SLG: 0.336	C FF 96 B FF 96 C FF 97 X FF 97 1-2 G4-3		B FF 94 X FF 95 1-0 P5		C FF 96 X CH 88 0-1 G5-3		C FF 95 X CU 79 0-1 G6-4-3 1-2f		B FC 91 X FC 91 1-0 1 2B 1-3 2-H 1B	5	1	1	1	0	0	2
1 Erick Aybar, S (1, 6) OBP: 0.294, SLG: 0.314	X FF 96 0-0 F8		C CU 79 B FF 98 S CH 88 B FF 96 F CU 80 X CU 81 2-2 F7		C CU 78 C FF 97 X FF 98 0-2 G1-3			B SI 93 X SI 93 1-0 5 BB 27 1B 1B	S FC 91 S KC 82 X KC 81 0-2 1-H 3-H 2B	5	1	2	2	0	0	1
5 Freddie Freeman, L (1, 3) OBP: 0.377, SLG: 0.537	B FF 98 X FF 97 1-0 HR		X FF 96 0-0 L8			B FF 93 B CU 77 F FF 94 B FF 96 C CU 77 B CU 79 4-2 27 1B BB		F SI 92 B SI 93 B KC 81 S KC 82 B SI 93 D KC 80 4-2 22 L4-6 27 1B 1-2 BB	B FC 92 C KC 81 B KC 82 X FF 92 2-1 L9	3	1	1	1	2	0	1
27 Matt Kemp, R (1, 7) OBP: 0.289, SLG: 0.478	S FF 97 S CH 87 F FF 98 F CH 88 F FF 98 F CU 81 F CU 80 B FF 98 B CU 81 2-3 S CH 89 K			B FF 95 F FF 95 S FF 96 X CU 80 1-2 F7		S CU 76 F FF 97 B FF 97 F CH 87 X FF 96 1-2 1B		X CH 85 0-0 13 WP 1-2 2-H 1B	F FF 92 B FC 92 B KC 82 F KC 82 B KC 81 X FC 93 3-2 G6-3	5	0	2	1	0	1	0
22 Nick Markakis, L (1, 9) OBP: 0.343, SLG: 0.385		X FF 94 0-0 L8		B CU 78 B CH 87 C FF 97 C FF 98 X CH 90 2-2 8 FC3-6 2B		F FF 96 X CU 79 0-1 F8		B SI 93 F SI 93 D KC 82 F SI 93 F SI 93 X KC 84 2-2 L4-6 2-2		4	0	1	0	0	0	4
13 Adonis García, R (1, 5) OBP: 0.307, SLG: 0.394		B CU 76 B CH 85 C FF 95 F FF 97 X CH 88 2-2 G4-3		F FF 97 0-1 CI 8 FC3-6		B CU 77 X CH 83 1-0 L7		S SL 82 F FF 92 B FF 91 B FF 93 S SL 84 2-3 K 1-2		3	0	0	0	0	1	3
8 Jace Peterson, L (1, 4) OBP: 0.346, SLG: 0.386		B CU 78 C CU 77 S CU 80 B FF 98 B CU 80 F CU 80 F FF 98 B FF 98 4-2 BB		C CU 78 B CU 79 X CH 87 1-1 FC3-6 15 FC5-6 1-2f 2-3		C FF 96 D CU 80 F CU 79 X FF 96 1-2 G6-3			B FF 88 C CH 83 F FF 89 X CU 75 1-2 18 1B 3B	3	1	1	0	1	0	4
15 A.J. Pierzynski, L (1, 2) OBP: 0.233, SLG: 0.301		F FF 96 F CH 85 B FF 97 X CU 81 1-2 P4		B CH 86 C FF 96 D CU 79 F CH 86 F CH 87 X FF 98 2-2 FC5-6 1-2f			X FF 90 0-0 11 G6-4-3 1B		B CH 81 X CH 83 1-0 FC1 18 1B 11 1B	4	1	1	0	0	0	4
63 Rob Whalen, R (1, 1) OBP: 0.400, SLG: 0.400 67 Jason Hursh, R (6, 1) 7 Gordon Beckham, R (7, PH) OBP: 0.315, SLG: 0.360 50 Chaz Roe, R (7, 1) 18 Jeff Francoeur, R (9, PH) OBP: 0.294, SLG: 0.390			C FF 94 X FF 95 0-1 1B		C FF 94 F FF 93 X FF 95 0-2 G4-3		B CU 76 C CU 75 C CU 77 B FF 96 S CU 79 2-3 K		S CU 76 C FF 89 F CU 76 X CU 76 0-2 11 1B 1 2B 1-2 3-H 1B	2 0 1 0 1 0	0 0 0 0 0 0	1 0 0 0 0 0	0 0 0 0 0 0	0 0 1 0 0 0	0 0 1 0 0 0	0 0 1 0 0 0
Inning Stats	R: 1 E: 0 K: 1 S: 13 H: 1 LOB: 0 BB: 0 P: 17	R: 0 E: 0 K: 0 S: 11 H: 0 LOB: 1 BB: 1 P: 18	R: 0 E: 0 K: 0 S: 8 H: 1 LOB: 1 BB: 0 P: 11	R: 0 E: 1 K: 0 S: 13 H: 1 LOB: 2 BB: 0 P: 19	R: 0 E: 0 K: 0 S: 8 H: 0 LOB: 0 BB: 0 P: 8	R: 0 E: 0 K: 0 S: 12 H: 1 LOB: 2 BB: 1 P: 19	R: 0 E: 0 K: 1 S: 6 H: 1 LOB: 0 BB: 0 P: 8	R: 1 E: 0 K: 1 S: 11 H: 2 LOB: 1 BB: 1 P: 20	R: 4 E: 0 K: 0 S: 17 H: 4 LOB: 0 BB: 0 P: 25	1B: 7 2B: 3 3B: 1 HR: 1 SF: 0 SAC: 0 DP: 2 HBP: 0						

PITCHER	IP	WLS	BF	H	R	ER	SO	BB	IBB	HBP	BLK	WP	HR	S	P	ERA	WHIP
49 Reynaldo López, R (1, 1) ERA: 5.74	7.0	W	28	5	1	1	2	2	0	0	0	0	1	71	100	1.29	1.000
36 Sammy Solís, L (8, 1) ERA: 2.41	0.2		4	2	1	1	0	1	0	0	0	0	0	8	15	13.50	4.500
27 Shawn Kelley, R (8, 1) ERA: 2.79	0.1		1	0	0	0	1	0	0	0	0	1	0	3	5	0.00	0.000
52 Yusmeiro Petit, R (9, 1) ERA: 3.26	0.0		3	2	3	3	0	0	0	0	0	0	0	8	10	∞	∞
43 Mark Melancon, R (9, 1) ERA: 1.51	1.0	S	4	2	1	1	0	0	0	0	0	0	0	9	15	9.00	2.000

PITCHER	IP	WLS	BF	H	R	ER	SO	BB	IBB	HBP	BLK	WP	HR	S	P	ERA	WHIP

TOP

Atlanta Braves @ Washington Nationals

Nationals Park, Washington, DC

Sat Aug 13 2016, 7:06 PM - 10:12 PM EDT

Att. 38,490 - Clear - 96 F

livebaseballscorecards.com

AB	36
R	6
H	11
RBI	6
BB	3
SO	3
LOB	20

WP: 1	PA: 40		
PB: 0			
SB: 0			
CS: 0			

Batter	1	2	3	4	5	6	7	8	9	AB	R	H	RBI	BB	SO	LOB
7 Trea Turner, R (1, 4) OBP: 0.345, SLG: 0.537	C FF 89 F SI 89 X FF 90 0-2 20 HR 3B		C FF 90 B SL 80 B SL 82 S SI 89 F SI 91 F SL 82 F SI 90 B CH 83 X SI 90 3-2 HR		C FF 90 X SL 81 0-1 9 3B 1B	B FF 95 F FF 95 X FF 95 1-1 ③ G4-3		C FC 87 X FF 93 0-1 ③ F9		5	3	3	1	0	0	4
9 Ben Revere, L (1, 8) OBP: 0.267, SLG: 0.308	B FF 89 F SI 88 S FF 90 X FF 91 1-2 ① G3		B SL 81 C SI 90 X CH 84 1-1 20 SF8 3B		1 SAFE 1 SAFE B FF 88 C FF 87 1 SAFE X FF 88 1-1 1-H 20 G4-6-3 3B		B SI 93 X FC 86 1-0 ① G6-3			4	2	2	1	0	0	1
20 Daniel Murphy, L (1, 3) OBP: 0.387, SLG: 0.616	B FF 91 B FF 89 C FF 89 D SI 91 F FF 90 F FF 90 X FF 90 3-2 3-H HR		C SI 90 F SL 82 B SI 91 F SI 90 F SL 81 X SL 82 1-2 ① SF8 3-H		X SI 89 0-0 ② G4-6-3 3-H		X SI 93 0-0 ② G6-3			3	1	1	4	0	0	0
6 Anthony Rendon, R (1, 5) OBP: 0.350, SLG: 0.445	F SI 90 C SL 81 B SL 80 X SI 90 1-2 ② F8		B SL 81 B FF 90 C FF 88 F FF 88 F FF 90 S CH 82 2-3 ② K		F FF 91 F CH 83 F SI 90 B CH 83 X SL 80 1-2 ③ L7		B ST 83 B ST 85 F FF 93 B ST 83 C FF 94 B FC 88 4-2 BB			3	0	0	0	1	1	0
28 Jayson Werth, R (1, 7) OBP: 0.343, SLG: 0.436	C FF 90 S FF 90 C FF 91 S SL 81 1-3 ③ K		S SL 81 B FF 89 C FF 89 X CH 83 1-2 ③ F7			B FF 94 C FF 94 B FF 96 B FF 94 C FF 94 X FF 96 3-2 8 WP 8 1B 1B	C FF 93 C FF 93 F FC 84 X ST 84 0-2 ③ L4			4	1	1	0	0	1	1
48 Brian Goodwin, L (1, 9) OBP: 0.154, SLG: 0.154		B SI 88 X SI 87 1-0 ① G3		C SI 87 B CH 83 F CH 83 X SI 90 1-2 ① G1-3		C FF 95 S SL 80 S SL 83 0-3 ① K		C FF 91 B FC 85 F FC 86 X FC 87 1-2 ① L8		4	0	0	0	0	1	1
8 Danny Espinosa, S (1, 6) OBP: 0.319, SLG: 0.404		X SI 90 0-0 E1 29 G3		S SI 88 S FF 90 S SL 81 0-3 ② K		B FF 95 B SL 80 F FF 94 B FF 94 X FF 94 3-1 49 G4-3 29 1B 1-H 1B		B FC 87 C SI 93 X SI 94 1-1 ② G4-3		4	0	1	1	0	1	0
29 Pedro Severino, R (1, 2) OBP: 0.533, SLG: 0.417		B SI 89 1 SAFE X FF 88 1-0 ② G3 1-2		S SL 82 S SL 80 F SL 80 B SL 82 S SL 81 1-3 ③ K		X SL 82 0-0 49 G4-3 1-2 1B		C ST 83 B ST 83 F ST 81 X FC 86 1-2 25 1B 1B		4	0	2	0	0	1	1
49 Reynaldo López, R (1, 1) 36 Sammy Solís, R (8, 1) 27 Shawn Kelley, R (8, 1) 25 Clint Robinson, L (8, PH) OBP: 0.277, SLG: 0.353 52 Yusmeiro Petit, R (9, 1) OBP: 0.167, SLG: 0.167 43 Mark Melancon, R (9, 1)		S FF 88 F FF 89 C SL 80 0-3 ③ K			C FF 88 B SI 89 X FF 89 1-1 ① G4-3	B FF 94 B FF 94 C FF 94 L FF 93 X FF 95 2-2 ② G4-3 1-2 2-3		F SI 94 X SI 93 0-1 1-2 1B		3 0 0 1 0 0	0 0 0 0 0 0	0 0 0 1 0 0	0 0 0 0 0 0	1 0 0 0 0 0	3 0 0 0 0 0	0 0 0 0 0 0
Inning Stats	R: 2 E: 0 K: 1 S: 16 H: 2 LOB: 0 BB: 0 P: 22	R: 0 E: 1 K: 1 S: 6 H: 0 LOB: 1 BB: 0 P: 8	R: 2 E: 0 K: 1 S: 20 H: 2 LOB: 0 BB: 0 P: 28	R: 0 E: 0 K: 2 S: 10 H: 0 LOB: 0 BB: 0 P: 12	R: 2 E: 0 K: 0 S: 11 H: 2 LOB: 0 BB: 0 P: 14	R: 1 E: 0 K: 1 S: 14 H: 3 LOB: 2 BB: 0 P: 23	R: 0 E: 0 K: 0 S: 8 H: 0 LOB: 1 BB: 1 P: 13	R: 0 E: 0 K: 0 S: 12 H: 2 LOB: 2 BB: 0 P: 15		1B: 6 2B: 0 3B: 3 HR: 2	SF: 1 SAC: 0 DP: 0 HBP: 0		WP: 1 PB: 0 SB: 0 CS: 0	PA: 37	

PITCHER		IP	WLS	BF	H	R	ER	SO	BB	IBB	HBP	BLK	WP	HR	S	P	ERA	WHIP
63 Rob Whalen, R ERA: 7.31	(1, 1)	5.0	L	22	6	6	6	5	0	0	0	0	0	2	63	84	10.80	1.200
67 Jason Hursh, R ERA: 9.0	(6, 1)	1.0		6	3	1	1	1	0	0	0	0	1	0	14	23	9.00	3.000
50 Chaz Roe, R ERA: 2.7	(7, 1)	2.0		9	2	0	0	0	1	0	0	0	0	0	20	28	0.00	1.500

PITCHER	IP	WLS	BF	H	R	ER	SO	BB	IBB	HBP	BLK	WP	HR	S	P	ERA	WHIP

BOTTOM

Atlanta Braves @ Washington Nationals

Nationals Park, Washington, DC

Sat Aug 13 2016, 7:06 PM - 10:12 PM EDT

Att. 38,490 - Clear - 96 F

livebaseballscorecards.com

AB	35
R	7
H	11
RBI	7
BB	1
SO	6
LOB	11

Atlanta Braves @ Washington Nationals

Nationals Park, Washington, DC

Sun Aug 14 2016, 1:37 PM - 4:22 PM EDT

Att. 29,107 - Partly Cloudy - 96 F

livebaseballscorecards.com

TOP

Batter	1	2	3	4	5	6	7	8	9	AB	R	H	RBI	BB	SO	LOB
11 Ender Inciarte, L (1, 8) OBP: 0.327, SLG: 0.341	C SI 91 S SI 92 F SI 91 B SI 91 F SI 92 X CU 77 1-2 5 1B 27 FC1-2 1B		C SI 91 B SI 92 X CH 85 1-1 1 1B 2B			X SI 89 0-0 ① F9		C SL 77 B SI 91 X FF 92 1-1 ② L7		4	1	2	0	0	0	0
1 Erick Aybar, S (1, 6) OBP: 0.293, SLG: 0.313	1 SAFE X SI 90 0-0 ① F7		C SL 88 2 SAFE X SL 85 0-1 5 G1-6-3 2-H 1B			C CU 75 F SL 85 B SI 92 B CH 84 F SL 85 C SI 92 2-3 ② K		X FF 92 0-0 ③ P3		4	0	1	1	0	1	1
5 Freddie Freeman, L (1, 3) OBP: 0.380, SLG: 0.538	X SI 93 0-0 27 FC1-2 1-3 1B		F FF 92 D CH 84 X CH 85 1-1 ② ③ G1-6-3 1-2f			F SI 92 X SI 92 0-1 27 BB 1B			B FF 91 B SL 88 B FF 91 B FF 92 4-0 27 G5-4-3 BB	3	0	2	0	1	0	1
27 Matt Kemp, R (1, 7) OBP: 0.289, SLG: 0.475	B SI 92 X SL 86 1-0 ② FC1-2 1-2 3-H			B SI 92 B SI 91 X SI 92 2-0 ① G5-3		F SI 92 B SI 91 F SL 86 B SI 93 D CU 78 B SI 93 4-2 1-2 BB			F FF 92 B SL 88 T FF 92 D CU 75 X FF 93 2-2 ① ② G5-4-3 1-2f	3	0	0	0	1	0	3
22 Nick Markakis, L (1, 9) OBP: 0.343, SLG: 0.382	D CU 78 B SI 92 C SI 93 X SI 92 2-1 ③ L8			C CH 84 B CH 84 B FF 92 B SI 92 C SI 92 B SI 93 4-2 7 G6-3 BB		C SL 85 B CH 85 B SI 93 X SI 92 2-1 ③ L6			B FF 91 X SI 91 1-0 ③ L7	3	0	0	0	1	0	4
7 Gordon Beckham, R (1, 4) OBP: 0.311, SLG: 0.354		C FF 91 B SL 86 F SL 86 B SI 93 X SI 92 2-2 ① G1-3		B SL 86 S SI 92 B SI 93 D SL 87 X SI 93 3-1 ② ③ G6-3 1-2f			C SI 91 F CU 76 X CH 86 0-2 ① G5-3			3	0	0	0	0	0	1
20 Anthony Recker, R (1, 2) OBP: 0.418, SLG: 0.500		B FF 93 B SI 94 C SI 93 C SI 92 B FF 94 C SI 94 3-3 ② K			C CU 75 B CU 77 F SI 91 F CU 78 X CH 85 1-2 ① L7		F SL 86 B SI 93 F SI 91 F SI 93 B SI 94 F CU 78 S CU 76 2-3 ② K			3	0	0	0	0	2	0
23 Chase d'Arnaud, R (1, 5) OBP: 0.316, SLG: 0.351		B SI 93 C SL 90 X SL 90 1-1 ③ P4			C SL 87 B FF 94 S CU 78 X SI 93 1-2 ② G1-3		C CU 76 B SL 87 C SI 93 B SI 92 F CH 85 F SI 93 X CU 78 2-2 ③ G1-3			3	0	0	0	0	0	0
61 Tyrell Jenkins, R (1, 1) 54 Madison Younginer, R (5, 1) 34 Eric O'Flaherty, L (7, 1) 8 Jace Peterson, L (8, PH) OBP: 0.345, SLG: 0.384 48 Ryan Weber, R (8, 1)			B SI 91 C FF 90 X SI 91 1-1 ① G6-3		X SI 93 0-0 ③ G6-3			C FF 90 X SL 79 0-1 ① P6		2 0 0 1 0	0 0 0 0 0	0 0 0 0 0	0 0 0 0 0	0 0 0 0 0	0 0 0 0 0	0 0 0 0 0

	AB	29
	R	1
	H	5
	RBI	1
	BB	3
	SO	3
	LOB	10



Inning Stats	1	2	3	4	5	6	7	8	9
	R: 0 E: 0 K: 0 S: 10	H: 2 LOB: 2 BB: 0 P: 14	R: 0 E: 0 K: 1 S: 8	H: 0 LOB: 0 BB: 0 P: 14	R: 1 E: 0 K: 0 S: 8	H: 2 LOB: 0 BB: 0 P: 11	R: 0 E: 0 K: 0 S: 5	H: 0 LOB: 0 BB: 1 P: 14	R: 0 E: 0 K: 0 S: 8	H: 0 LOB: 0 BB: 0 P: 10	R: 0 E: 0 K: 1 S: 11	H: 1 LOB: 2 BB: 1 P: 19	R: 0 E: 0 K: 1 S: 13	H: 0 LOB: 0 BB: 0 P: 17	R: 0 E: 0 K: 0 S: 5	H: 0 LOB: 0 BB: 0 P: 6	R: 0 E: 0 K: 0 S: 4	H: 0 LOB: 0 BB: 1 P: 11

1B: 4	SF: 0	WP: 0	PA: 32
2B: 1	SAC: 0	PB: 0	
3B: 0	DP: 3	SB: 0	
HR: 0	HBP: 0	CS: 0	

PITCHER		IP	WLS	BF	H	R	ER	SO	BB	IBB	HBP	BLK	WP	HR	S	P	ERA	WHIP
57 Tanner Roark, R ERA: 2.81	(1, 1)	7.0	W	26	5	1	1	3	2	0	0	0	0	0	63	99	1.29	1.000
46 Oliver Pérez, L ERA: 4.45	(8, 1)	1.0		3	0	0	0	0	0	0	0	0	0	0	5	6	0.00	0.000
18 Matt Belisle, R ERA: 2.03	(9, 1)	1.0		3	0	0	0	0	1	0	0	0	0	0	4	11	0.00	1.000

PITCHER		IP	WLS	BF	H	R	ER	SO	BB	IBB	HBP	BLK	WP	HR	S	P	ERA	WHIP

BOTTOM

Atlanta Braves @ Washington Nationals

Nationals Park, Washington, DC

Sun Aug 14 2016, 1:37 PM - 4:22 PM EDT

Att. 29,107 - Partly Cloudy - 96 F

livebaseballscorecards.com

Batter	1	2	3	4	5	6	7	8	9	AB	R	H	RBI	BB	SO	LOB
7 Trea Turner, R (1, 4) OBP: 0.347, SLG: 0.540	X FF 88 0-0 9 E 2B	C FF 89 X CH 79 0-1 ② P6			B CH 86 C FF 88 B FF 88 B CH 78 X FF 90 3-1 34 BB 9 FC5 40 SF9 1-2 1B	B FF 96 B FF 93 X FF 93 2-0 ③ G5-3		C CU 77 B CU 79 X SI 91 1-1 ③ L7		5	2	2	0	0	0	1
9 Ben Revere, L (1, 8) OBP: 0.267, SLG: 0.307	B FF 88 X FF 89 1-0 E2 34 2B 1B 2-H	C SL 77 C FF 90 X CH 79 0-2 ③ L7			M FF 88 L FF 86 F SL 76 B FF 90 B FF 90 B FF 91 X FF 91 3-2 ① FC5 40 SF9 34 BB 6 HR 1-2 2-3f		C SI 89 X SI 91 0-1 E1 40 1B			4	3	1	0	0	0	3
34 Bryce Harper, L (1, 9) OBP: 0.375, SLG: 0.440	B FF 90 F CH 80 B FF 90 X FF 90 2-1 40 G4-3 6 SF8 2B 2-H		X FF 89 0-0 ① F9		B FF 89 B CH 80 B CH 82 B FF 90 4-0 6 HR 1-2 2-3 BB		B SI 90 B SI 91 C SL 83 F SI 90 S SL 84 2-3 ① K			3	2	1	1	1	1	1
40 Wilson Ramos, R (1, 2) OBP: 0.379, SLG: 0.541	F FF 89 X FF 90 0-1 ① G4-3 2-3		C FF 88 X FF 90 0-1 ② G6-3		B FF 89 B CH 80 C FF 91 B CH 82 X FF 91 3-1 ② SF9 2-3 3-H		F SI 90 B SI 92 B SL 84 C SI 91 F SI 91 D SL 85 X FF 91 3-2 6 G5-3 2-H 1B			3	0	1	2	0	0	1
6 Anthony Rendon, R (1, 5) OBP: 0.349, SLG: 0.451	X SL 78 0-0 ② SF8 3-H		B FF 89 B FF 90 C FF 89 X CH 80 2-1 ③ G3		1 SAFE B FF 89 B SL 80 X FF 91 2-0 1-H HR 3-H		F SI 91 C SI 91 B FF 91 X SL 84 1-2 G5-3 1-2			3	1	1	4	0	0	1
25 Clint Robinson, L (1, 3) OBP: 0.283, SLG: 0.357	B FF 90 B FF 90 C CH 81 B FF 91 F FF 91 X FF 91 3-2 14 FC6-4 1B			B CH 78 B FF 88 B FF 89 C FF 88 C FF 89 S FF 90 3-3 ① K	B FF 94 C CU 79 F CH 85 B FF 95 F CU 82 B FF 96 X FF 94 3-2 1B		C SI 91 B SL 83 F SI 91 B SL 84 X SL 84 2-2 ③ F7			4	0	2	0	0	1	1
14 Chris Heisey, R (1, 7) OBP: 0.295, SLG: 0.421	C FF 89 C SL 77 F FF 90 B SL 77 F FF 89 1 SAFE F FF 89 F CH 78 F CH 79 1-2 ③ X FF 80 FC6-4 1-2f			X SL 75 0-0 ② F7	B FF 94 B FF 95 X FF 94 2-0 ③ L8			C SI 91 F CU 75 F SI 92 B FC 89 X SI 92 1-2 HR		4	1	1	1	0	0	2
8 Danny Espinosa, S (1, 6) OBP: 0.319, SLG: 0.401		F FF 88 B FF 90 L SL 79 B FF 91 B FF 91 F SL 78 F FF 91 B FF 92 4-2 57 SH3-4 BB		B FF 88 X FF 88 1-0 ③ G6-3		F FF 92 F FF 94 X CU 82 0-2 ① G4-3		C CU 77 S SI 92 F SI 92 S CU 79 0-3 ① K		3	0	0	0	1	1	0
57 Tanner Roark, R (1, 1) OBP: 0.170, SLG: 0.122 46 Oliver Pérez, L (8, 1) OBP: 0.667, SLG: 1.000 1 Wilmer Difo, S (8, PH) OBP: 0.348, SLG: 0.409 18 Matt Belisle, R (9, 1)		X CH 86 0-0 ① SH3-4 1-2			C FF 87 B FF 89 B SL 76 B CH 88 B FF 89 4-1 9 FC5 7 1B BB	C FF 94 F FF 93 F FF 94 B CU 81 F CU 80 B FF 96 S FF 95 2-3 ② K		B CH 82 X SI 92 1-0 ② G5-3		1 0 1 0	0 0 0 0	0 0 0 0	0 0 0 0	1 0 0 0	1 0 0 0	0 0 0 0
Inning Stats	R: 3 H: 4 E: 1 LOB: 1 K: 0 BB: 0 S: 18 P: 25	R: 0 H: 0 E: 0 LOB: 1 K: 0 BB: 1 S: 10 P: 14	R: 0 H: 0 E: 0 LOB: 0 K: 0 BB: 0 S: 5 P: 7	R: 0 H: 0 E: 0 LOB: 0 K: 1 BB: 0 S: 5 P: 9	R: 4 H: 3 E: 0 LOB: 1 K: 0 BB: 2 S: 16 P: 40	R: 0 H: 0 E: 0 LOB: 0 K: 1 BB: 0 S: 9 P: 13	R: 1 H: 1 E: 1 LOB: 1 K: 1 BB: 0 S: 15 P: 23	R: 1 H: 1 E: 0 LOB: 0 K: 1 BB: 0 S: 11 P: 14		1B: 5 SF: 2 2B: 2 SAC: 1 3B: 0 DP: 0 HR: 2 HBP: 0		WP: 0 PA: 37 PB: 0 SB: 0 CS: 0				

PITCHER		IP	WLS	BF	H	R	ER	SO	BB	IBB	HBP	BLK	WP	HR	S	P	ERA	WHIP
61 Tyrell Jenkins, R ERA: 4.89	(1, 1)	4.2	L	23	6	7	7	1	3	0	0	0	0	1	48	84	13.50	1.929
54 Madison Younginer, R ERA: 5.79	(5, 1)	1.1		5	1	0	0	1	0	0	0	0	0	0	15	24	0.00	0.750
34 Eric O'Flaherty, L ERA: 6.18	(7, 1)	1.0		5	1	1	0	1	0	0	0	0	0	0	15	23	0.00	1.000
48 Ryan Weber, R ERA: 7.53	(8, 1)	1.0		4	1	1	1	1	0	0	0	0	0	1	11	14	9.00	1.000

PITCHER	IP	WLS	BF	H	R	ER	SO	BB	IBB	HBP	BLK	WP	HR	S	P	ERA	WHIP

Washington Nationals @ Colorado Rockies

Coors Field, Denver, CO

Mon Aug 15 2016, 6:41 PM - 10:06 PM MDT

Att. 27,818 - Cloudy - 82 F

TOP

livebaseballscorecards.com

Batter	1	2	3	4	5	6	7	8	9	AB	R	H	RBI	BB	SO	LOB
7 Trea Turner, R (1, 4) OBP: 0.341, SLG: 0.525	C FC 88 C FF 89 B FS 81 F FS 81 S FS 81 1-3 ① K		C FS 79 B CU 72 X FF 90 1-1 ① F8		C FF 90 C FS 79 S FS 80 0-3 ① K		X SL 89 0-0 28 L8 34 2B 28 S 1B	D FF 94 B CU 77 F FF 95 B FF 95 S SL 86 X FF 94 3-2 ② FC5-4 28 S 1-2f		5	1	1	0	0	2	3
28 Jayson Werth, R (1, 7) OBP: 0.345, SLG: 0.445	B FF 90 B FF 90 C FC 85 F FS 80 B FF 90 B FC 85 4-2 20 G5-3 BB		X FC 86 0-0 1-H HR		B FF 90 C FS 80 X FF 90 1-1 34 BB 20 1B 1-3 1B		1 SAFE 1 SAFE B SI 92 C SL 89 F SI 92 1 SAFE B FF 94 X SI 94 2-2 ① L8 1-3	C CU 78 B CU 77 P PO 76 D CU 77 F FF 94 S SL 85 3-3 ③ K 1-2		4	1	2	2	1	1	2
20 Daniel Murphy, L (1, 3) OBP: 0.387, SLG: 0.612	X FF 90 0-0 ② G5-3 1-2		C FF 91 B FC 87 B FF 90 C FS 81 B FF 91 F FF 91 X FS 81 3-2 ② F9		C FF 91 B FF 91 X FS 82 1-1 34 BB 1-2 3-H 1B		B SI 93 D SL 84 B SI 92 B FF 93 4-0 34 2B BB		B SI 93 F SI 94 X FC 88 1-1 ① F7	4	0	1	1	1	0	1
34 Bryce Harper, L (1, 9) OBP: 0.382, SLG: 0.450	B FF 91 C CU 72 B FS 81 S FS 82 B FF 91 F FS 82 B FC 88 4-2 BB		S CU 73 F FF 91 X FS 82 0-2 2B		B FC 87 B FF 91 D FS 82 B FF 92 4-0 6 L5-3 1-2 2-3 BB		B FF 92 C SL 84 F FF 91 X SL 84 1-2 1-3 3-H 2B		F SI 94 B FC 89 X SI 93 1-1 40 FC4 1B	3	0	3	1	2	0	0
6 Anthony Rendon, R (1, 5) OBP: 0.345, SLG: 0.446	X FF 91 0-0 ③ F9		X FF 91 0-0 ③ G6-3		F FS 82 S FS 82 F FS 82 X FC 88 0-2 ② ③ L5-3 1-1		D SI 92 B SI 93 C SL 83 S SL 84 F SL 83 D FF 94 S SL 84 3-3 ② K		C SI 81 C SI 94 F ST 83 C SI 95 0-3 ② K	5	0	0	0	0	2	9
40 Wilson Ramos, R (1, 2) OBP: 0.379, SLG: 0.546		C FC 87 C CU 71 B FS 81 X FS 80 1-2 ① G6-3	F FS 79 B FF 88 F FS 80 F FS 80 F FF 91 X CU 74 1-2 ① G5-3		B CU 69 F FF 88 X CU 71 1-1 HR		I IN 78 I IN 74 I IN 74 I IN 74 4-0 IBB		C ST 82 X SI 94 0-1 ③ FC4 1-2f	4	1	1	1	1	0	1
8 Danny Espinosa, S (1, 6) OBP: 0.316, SLG: 0.396		B FC 85 X FF 89 1-0 ② L6	B FS 81 B FS 82 C FS 80 F FS 82 S FF 90 2-3 ② K		F FC 86 X FS 80 0-1 ① F7		F SL 85 S SL 83 B FF 93 D SL 84 F SL 84 S FF 94 2-3 ③ K			4	0	0	0	0	2	3
9 Ben Revere, L (1, 8) OBP: 0.263, SLG: 0.303		C FF 90 C FF 90 X CU 73 0-2 ③ L3	C FC 85 B FF 91 X FS 81 1-1 ③ P5		C FF 90 S FS 80 F FF 90 S FS 81 0-3 ② K2-3			C FF 95 C FF 95 B CU 78 B SL 86 F FF 95 F FF 95 X CH 88 2-2 ① L6		4	0	0	0	0	1	0
31 Max Scherzer, R (1, 1) OBP: 0.189, SLG: 0.176 1 Wilmer Difo, S (5, PH) OBP: 0.375, SLG: 0.409 18 Matt Belisle, R (5, 1) 36 Sammy Solís, R (6, 1) 45 Blake Treinen, R (7, 1) 25 Clint Robinson, L (8, PH) OBP: 0.288, SLG: 0.362 27 Shawn Kelley, R (8, 1) 43 Mark Melancon, R (9, 1)			C FF 89 X FF 90 0-1 28 HR 1B		B FS 78 B FS 79 C FC 89 B FS 79 B FF 90 4-1 28 1B 20 1B BB	B FF 90 S FS 79 F FF 90 B CU 72 X FS 80 2-2 ③ P6		B CU 77 F SL 84 F FF 94 X FF 94 1-2 7 FC5-4 1B		1 0 1 0 0 1 0 0	1 1 0 0 0 0 0 0	1 0 0 0 0 0 1 0	0 0 0 0 0 0 0 0	0 1 0 0 0 0 0 0	0 0 0 0 0 0 0 0	0 0 0 0 0 0 0 0
Inning Stats	R: 0 E: 0 K: 1 S: 11 H: 0 LOB: 2 BB: 2 P: 20	R: 0 E: 0 K: 0 S: 7 H: 0 LOB: 0 BB: 0 P: 9	R: 2 E: 0 K: 0 S: 13 H: 3 LOB: 1 BB: 0 P: 17	R: 0 E: 0 K: 1 S: 10 H: 0 LOB: 0 BB: 0 P: 14	R: 1 E: 0 K: 1 S: 12 H: 2 LOB: 2 BB: 2 P: 22	R: 1 E: 0 K: 1 S: 11 H: 1 LOB: 0 BB: 0 P: 14	R: 1 E: 0 K: 2 S: 15 H: 2 LOB: 3 BB: 2 P: 31	R: 0 E: 0 K: 1 S: 15 H: 1 LOB: 1 BB: 0 P: 23	R: 0 E: 0 K: 1 S: 10 H: 1 LOB: 1 BB: 0 P: 12	1B: 6 2B: 3 3B: 0 HR: 2 SF: 0 SAC: 0 DP: 1 HBP: 0						

	AB	36
	R	5
	H	10
	RBI	5
	BB	6
	SO	8
	LOB	19

WP: 0 PA: 42
PB: 0
SB: 2
CS: 0

PITCHER		IP	WLS	BF	H	R	ER	SO	BB	IBB	HBP	BLK	WP	HR	S	P	ERA	WHIP
29 Jorge De La Rosa, L ERA: 5.29	(1, 1)	6.0		27	6	4	4	4	4	0	0	0	0	2	64	96	6.00	1.667
24 Jordan Lyles, R ERA: 5.74	(7, 1)	0.1	L	2	1	1	1	0	0	0	0	0	0	0	4	6	27.00	3.000
48 Boone Logan, L ERA: 2.8	(7, 1)	0.2		5	1	0	0	2	1	1	0	0	0	0	11	25	0.00	3.000
45 Scott Oberg, R ERA: 5.11	(8, 1)	1.0		4	1	0	0	1	0	0	0	0	0	0	15	23	0.00	1.000
0 Adam Ottavino, R ERA:	(9, 1)	1.0		4	1	0	0	1	0	0	0	0	0	0	10	12	0.00	1.000

PITCHER		IP	WLS	BF	H	R	ER	SO	BB	IBB	HBP	BLK	WP	HR	S	P	ERA	WHIP

Batter	1	2	3	4	5	6	7	8	9	AB	R	H	RBI	BB	SO	LOB
19 Charlie Blackmon, L (1, 8) OBP: 0.382, SLG: 0.541	C FF 92 B FF 93 B FF 94 X CH 87 2-1 ① L3	B FF 93 T CU 76 F FF 93 B FF 94 X CU 78 2-2 ② L9		C CH 84 F FF 92 B FF 95 X CH 85 1-2 HR			C SI 91 X KC 83 0-1 ① F8		X FC 92 0-0 ③ G4-3	5	1	1	1	0	0	1
9 DJ LeMahieu, R (1, 4) OBP: 0.410, SLG: 0.482	C FF 93 B FF 93 S FF 94 B SL 87 X FF 95 2-2 28 BB 5 BB 26 2B 1B	F FF 93 B SL 87 X SL 85 1-1 1-2 1B		C FF 92 B FF 93 S SL 86 X FF 94 1-2 1B			C SI 92 X KC 79 0-1 28 G5-3 5 1B 1B			4	1	4	0	0	0	0
5 Carlos González, L (1, 9) OBP: 0.373, SLG: 0.566	B FF 93 B FF 94 C FF 94 B FF 94 F FF 94 F CH 86 B FF 95 4-2 28 BB 26 2B 1-2 BB	B FF 93 B FF 94 F SL 86 F FF 94 X CH 86 2-2 ③ G4-3		B FF 93 B FF 94 F FF 94 F FF 94 F FF 94 B FF 94 X FF 95 3-2 ③ F7			S KC 83 B SI 91 S KC 83 B SI 94 B KC 86 X CH 85 3-2 1-2 1B			3	1	1	0	1	0	3
28 Nolan Arenado, R (1, 5) OBP: 0.354, SLG: 0.552	F FF 95 S SL 85 F FF 97 B SL 87 D SL 86 B SL 88 B SL 85 4-2 26 2B 3 SF8 1-2 2-3 BB		C FF 92 C FF 93 S SL 86 0-3 ① K		C SL 86 S FF 93 B SL 88 F FF 93 B CU 74 F FF 94 F FF 94 F FF 93 F SL 85 2-2 ① F9		X SI 96 0-0 ②③ G5-3 2-3f			3	1	0	0	1	1	2
26 David Dahl, L (1, 7) OBP: 0.382, SLG: 0.566	F FF 95 X SL 88 0-1 3 SF8 1-3 2-H 3-H 2B		X FF 93 0-0 ② L8		C FF 93 B SL 90 C SI 94 X SL 90 1-2 ② G5-3			C FF 92 F FF 91 S SL 83 0-3 ① K2-3		4	0	1	2	0	1	0
3 Daniel Descalso, L (1, 6) OBP: 0.394, SLG: 0.429	C CU 77 B FF 94 S FF 94 B FF 94 F FF 94 B SL 89 X FF 94 3-2 ② SF8 2-3 3-H		B CU 76 B FF 92 B FF 93 C FF 93 X FF 93 3-1 3B		B FF 94 F FF 93 B FF 92 S SL 88 B FF 93 X SL 88 3-2 ③ G6-3			S SL 83 S SL 83 B FF 92 B FF 92 F SL 84 F SL 82 F SL 83 B SL 84 F SL 83 3-2 ② F SL 82 X SL 83 G3		3	0	1	1	0	0	0
4 Nick Hundley, R (1, 2) OBP: 0.315, SLG: 0.389	S SL 85 B FF 93 X FF 93 1-1 ③ F9		C SL 86 S SL 86 F FF 94 F SL 86 C SL 86 0-3 ③ K			F FF 92 B FF 92 X SL 86 1-1 ① L5		F SL 83 C FF 93 B SL 81 F SL 82 S SL 83 1-3 ③ K		4	0	0	0	0	2	2
10 Ben Paulsen, L (1, 3) OBP: 0.268, SLG: 0.333		B FF 92 X FF 91 1-0 ① F8		C FF 92 B CH 83 S FF 92 F FF 94 B SL 87 F FF 95 X SL 86 2-2 ① G3-1		X SL 89 0-0 18 G4-6-3 1B			X FC 92 0-0 ① G6-3	4	0	1	0	0	0	0
29 Jorge De La Rosa, L (1, 1) OBP: 0.276, SLG: 0.192 18 Cristhian Adames, S (6, PH) OBP: 0.288, SLG: 0.255 24 Jordan Lyles, R (7, 1) 48 Boone Logan, R (7, 1) 45 Scott Oberg, R (8, 1) 0 Adam Ottavino, S (9, 1) 8 Gerardo Parra, L (9, PH) OBP: 0.263, SLG: 0.395		B FF 92 C FF 92 X FF 92 1-1 9 1B 1B		C FF 93 S FF 93 B CH 84 B CH 84 B FF 94 F FF 94 C SI 93 S FF 94 3-3 ② K		1 SAFE F SI 91 B SI 92 1 SAFE B SI 92 B SI 93 C SI 93 X SI 94 3-2 ②③ G4-6-3 1-2f			C FC 92 X KC 81 0-1 ② G6-3	2 1 0 0 0 0 0 1	0 0 0 0 0 0 0 0	1 0 0 0 0 0 0 0	0 0 0 0 0 0 0 0	0 0 0 0 0 0 0 0	1 1 0 0 0 0 0 0	0 1 0 0 0 0 0 0
Inning Stats	R: 3 H: 2 E: 0 LOB: 1 K: 0 BB: 2 S: 19 P: 35	R: 0 H: 2 E: 0 LOB: 2 K: 0 BB: 0 S: 11 P: 18	R: 0 H: 1 E: 0 LOB: 1 K: 2 BB: 0 S: 11 P: 14	R: 1 H: 2 E: 0 LOB: 1 K: 1 BB: 0 S: 20 P: 30	R: 0 H: 0 E: 0 LOB: 0 K: 0 BB: 0 S: 14 P: 20	R: 0 H: 1 E: 0 LOB: 0 K: 0 BB: 0 S: 6 P: 10	R: 0 H: 2 E: 0 LOB: 1 K: 0 BB: 0 S: 8 P: 11	R: 0 H: 0 E: 0 LOB: 0 K: 2 BB: 0 S: 15 P: 19	R: 0 H: 0 E: 0 LOB: 0 K: 0 BB: 0 S: 4 P: 4	1B: 7 2B: 1 3B: 1 HR: 1	SF: 1 SAC: 0 DP: 2 HBP: 0					

PITCHER		IP	WLS	BF	H	R	ER	SO	BB	IBB	HBP	BLK	WP	HR	S	P	ERA	WHIP
31 Max Scherzer, R ERA: 2.95	(1, 1)	4.0		21	7	4	4	3	2	0	0	0	0	1	61	97	9.00	2.250
18 Matt Belisle, R ERA: 1.95	(5, 1)	1.1		5	1	0	0	0	0	0	0	0	0	0	17	24	0.00	0.750
36 Sammy Solís, L ERA: 2.35	(6, 1)	1.0	W	4	2	0	0	0	0	0	0	0	0	0	10	16	0.00	2.000
45 Blake Treinen, R ERA: 1.88	(7, 1)	0.2	H	1	0	0	0	0	0	0	0	0	0	0	1	1	0.00	0.000
27 Shawn Kelley, R ERA: 2.72	(8, 1)	1.0	H	3	0	0	0	2	0	0	0	0	0	0	15	19	0.00	0.000

PITCHER		IP	WLS	BF	H	R	ER	SO	BB	IBB	HBP	BLK	WP	HR	S	P	ERA	WHIP
43 Mark Melancon, R ERA: 1.48	(9, 1)	1.0	S	3	0	0	0	0	0	0	0	0	0	0	4	4	0.00	0.000

BOTTOM

Washington Nationals @ Colorado Rockies

Coors Field, Denver, CO

Mon Aug 15 2016, 6:41 PM - 10:06 PM MDT

Att. 27,818 - Cloudy - 82 F

livebaseballscorecards.com

AB	34
R	4
H	10
RBI	4
BB	2
SO	5
LOB	9

Batter	1	2	3	4	5	6	7	8	9	AB	R	H	RBI	BB	SO	LOB
7 Trea Turner, R (1, 4) OBP: 0.336, SLG: 0.512	C FF 91 C FF 92 B SL 86 B CU 76 F FF 91 B FF 92 F FF 92 F FF 92 X FF 92 3-2 28 G5-3 1B		X CH 85 0-0 ① L3		B FC 86 C CH 83 B FC 88 F SI 89 F CH 80 X FC 88 2-2 ① G5-3		F FF 94 1 SAFE 1 SAFE B FF 94 X CH 84 1-1 ① FC6-4 28 HBP 1-2f		B SI 92 C SI 93 F ST 80 S ST 80 1-3 ② K	5	0	1	0	0	1	1
28 Jayson Werth, R (1, 7) OBP: 0.346, SLG: 0.443	D FF 93 B FF 92 B SL 85 C FF 90 F FF 92 X CH 85 3-2 ① G5-3 1-2		B FF 92 B SL 85 C FF 93 X CU 78 2-1 34 PB 20 1B 34 G6-3 1B		B CH 83 X FC 87 1-0 ② G5-3		1 SAFE B FF 93 C FF 94 1 SAFE B FO 80 S FO 78 B SI 95 1 SAFE 1 SAFE 4-2 F FO 79 H FO 80 1-2 HBP		C SI 94 B ST 80 B SI 94 C ST 79 F SI 95 B ST 82 X SI 94 3-2 ③ G5-3	4	1	1	0	0	0	1
20 Daniel Murphy, L (1, 3) OBP: 0.388, SLG: 0.611	F FF 91 F FF 92 S FF 92 0-3 ② K		D FF 93 B FF 92 D CU 76 X FF 93 3-0 34 G6-3 40 1B 1-2 1B		B SI 90 S CH 84 F SI 90 B FC 88 X FC 87 2-2 1B		X FF 93 0-0 ② L7			4	1	2	0	0	1	3
34 Bryce Harper, L (1, 9) OBP: 0.381, SLG: 0.447	B CH 84 B FF 92 B SL 82 D FF 90 4-0 40 FC6-4 BB		F FF 92 B SL 84 F FF 92 X FF 94 1-2 ② G6-3 1-2 2-H		B CH 84 B FF 89 C SI 91 X SI 90 2-1 ③ P5		B FF 94 X FF 93 1-0 ③ G3			3	0	0	1	1	0	4
40 Wilson Ramos, R (1, 2) OBP: 0.378, SLG: 0.543	B FF 93 X FF 92 1-0 ③ FC6-4 1-2f		X SL 85 0-0 ① 2-H 1B			X FC 88 0-0 ① G6-3		C FF 95 X FF 97 0-1 ① L8		4	0	1	1	0	0	2
6 Anthony Rendon, R (1, 5) OBP: 0.349, SLG: 0.451		C FF 92 B FF 93 F CU 76 B FF 91 B FF 93 X FF 91 3-2 8 SH1-3 2B	C CU 77 B FF 92 X FF 92 1-1 ③ F9			B FF 90 X FC 88 1-0 1B		C SL 87 X FF 98 0-1 1B		4	0	3	0	0	0	1
8 Danny Espinosa, S (1, 6) OBP: 0.316, SLG: 0.396		S FF 92 X FF 93 0-1 ① SH1-3 2-3		B SI 89 B SI 87 C FC 88 B CH 82 X SI 90 3-1 9 G4-6-3 1B		B FC 87 C FC 88 B FC 88 B CH 84 C FF 90 X CH 81 3-2 ② F8		B FF 96 B FF 96 C CH 88 S FF 96 S FF 97 2-3 ② K		3	0	1	0	0	1	2
9 Ben Revere, L (1, 8) OBP: 0.260, SLG: 0.299		F FF 92 C FF 93 X CU 78 0-2 ② F7		B FF 89 C SI 89 B SI 89 X SI 90 2-1 ① ② G4-6-3 1-2f		B FC 89 F SI 90 F SI 90 F FC 86 S CH 84 1-3 ③ K		C FF 96 B FF 98 X FF 95 1-1 ③ G1-3		4	0	0	0	0	1	4
47 Gio González, R (1, 1) OBP: 0.105, SLG: 0.111 52 Yusmeiro Petit, R (4, 1) OBP: 0.167, SLG: 0.167 48 Brian Goodwin, L (7, PH) OBP: 0.214, SLG: 0.154 46 Oliver Pérez, L (7, 1) OBP: 0.667, SLG: 1.000 45 Blake Treinen, R (7, 1) 25 Clint Robinson, L (9, PH) OBP: 0.286, SLG: 0.359		B FF 94 F FF 93 X FF 92 1-1 ③ G5-3		S SI 89 S CH 82 S CH 83 0-3 ③ K			C CH 85 B FO 79 S FF 93 B FO 79 F FO 79 B FF 92 F SI 94 B FO 79 4-2 7 FC6-4 BB		B SI 92 X SI 92 1-0 ① P6	2 0 0 0 0 1	0 0 0 0 0 0	0 0 0 0 0 0	0 0 1 0 0 0	0 0 0 0 0 0	1 0 0 0 0 0	1 0 0 0 0 0
Inning Stats	R: 0 E: 0 K: 1 S: 13 H: 1 LOB: 2 BB: 1 P: 24	R: 0 E: 0 K: 0 S: 10 H: 1 LOB: 1 BB: 0 P: 14	R: 2 E: 0 K: 0 S: 10 H: 3 LOB: 1 BB: 0 P: 17	R: 0 E: 0 K: 1 S: 7 H: 1 LOB: 0 BB: 0 P: 12	R: 0 E: 0 K: 0 S: 10 H: 1 LOB: 1 BB: 0 P: 17	R: 0 E: 0 K: 1 S: 9 H: 1 LOB: 1 BB: 0 P: 14	R: 0 E: 0 K: 0 S: 11 H: 0 LOB: 2 BB: 1 P: 21	R: 0 E: 0 K: 1 S: 9 H: 1 LOB: 1 BB: 0 P: 12	R: 0 E: 0 K: 1 S: 8 H: 0 LOB: 0 BB: 0 P: 13	1B: 8 2B: 1 3B: 0 HR: 0 SF: 0 SAC: 1 DP: 1 HBP: 1						

PITCHER		IP	WLS	BF	H	R	ER	SO	BB	IBB	HBP	BLK	WP	HR	S	P	ERA	WHIP
35 Chad Bettis, R ERA: 5.29	(1, 1)	3.0		15	5	2	2	1	1	0	0	0	0	0	33	55	6.00	2.000
52 Chris Rusin, L ERA: 3.99	(4, 1)	3.0	W	11	3	0	0	2	0	0	0	0	0	0	26	43	0.00	1.000
61 Matt Carasiti, R ERA: 3.86	(7, 1)	0.1	H	3	0	0	0	0	1	0	1	0	0	0	9	18	0.00	3.000
48 Boone Logan, L ERA: 2.75	(7, 1)	0.2	H	2	0	0	0	0	0	0	0	0	0	0	2	3	0.00	0.000
54 Carlos Estévez, R ERA: 5.11	(8, 1)	1.0		4	1	0	0	1	0	0	0	0	0	0	9	12	0.00	1.000

PITCHER		IP	WLS	BF	H	R	ER	SO	BB	IBB	HBP	BLK	WP	HR	S	P	ERA	WHIP
0 Adam Ottavino, R ERA:	(9, 1)	1.0		3	0	0	0	1	0	0	0	0	0	0	8	13	0.00	0.000

TOP

Washington Nationals @ Colorado Rockies

Coors Field, Denver, CO

Tue Aug 16 2016, 6:42 PM - 11:39 PM MDT

Att. 29,209 - Cloudy - 84 F

livebaseballscorecards.com

AB	34
R	2
H	9
RBI	2
BB	2
SO	5
LOB	19

WP: 0 PA: 38
PB: 1
SB: 0
CS: 0

BOTTOM

Washington Nationals @ Colorado Rockies

Coors Field, Denver, CO

Tue Aug 16 2016, 6:42 PM - 11:39 PM MDT

Att. 29,209 - Cloudy - 84 F

livebaseballscorecards.com

Batter	1	2	3	4	5	6	7	8	9	AB	R	H	RBI	BB	SO	LOB
19 Charlie Blackmon, L (1, 8) OBP: 0.383, SLG: 0.541	C FF 90 B FF 91 B FF 91 X FF 92 2-1 G4-1 ①		C FF 93 X CU 78 0-1 9 HR 2B		B SL 86 S FF 87 B SL 84 X FF 88 2-1 F7 ①		B SL 79 B SL 80 S SL 79 B FF 94 B SI 92 4-1 28 SF8 9 BB 26 2B BB			3	2	1	0	1	0	0
9 DJ LeMahieu, R (1, 4) OBP: 0.415, SLG: 0.498	B FF 92 C FF 93 B CU 80 F SI 92 B FF 92 X CH 86 3-2 1B		C CH 84 F FF 92 F SI 93 B CU 78 F FF 92 B CU 78 B FF 92 X CU 77 3-2 2-H HR		C SL 84 F FO 88 B CU 77 X FF 89 1-2 28 G5-3 3B		B SI 96 B SI 94 B SI 95 C SI 95 B SI 95 4-1 1-2 2-3 28 SF8 26 2B BB			3	3	3	2	1	0	0
28 Nolan Arenado, R (1, 5) OBP: 0.351, SLG: 0.548	C SI 92 D CH 85 X SI 92 1-1 L8 ②		C FF 91 B CH 86 B CH 86 X SI 91 2-1 G5-3 ②		F CU 76 F FF 89 F CU 75 X FF 88 0-2 3-H G5-3 ②		C SL 87 T SI 95 B SL 89 F SL 88 F SI 95 X SL 86 1-2 1-2 2-3 3-H SF8 ②			3	0	0	2	0	0	1
5 Carlos González, L (1, 9) OBP: 0.371, SLG: 0.562	C FF 93 F FF 92 F CU 79 D CH 86 1 SAFE B FF 93 F FF 93 B FF 93 S FF 94 3-3 K ③		B FF 93 S FF 93 B FF 93 S CU 77 X FF 93 2-2 L7 ③		X CH 82 0-0 G4-3 ③		I IN 78 I IN 79 I IN 80 I IN 77 4-0 26 2B IBB			3	0	0	0	1	1	1
6 Ryan Raburn, R (1, 7) OBP: 0.315, SLG: 0.412 61 Matt Carasiti, R (7, 1) 48 Boone Logan, R (7, 1) 26 David Dahl, L (7, PH) OBP: 0.389, SLG: 0.583 54 Carlos Estévez, R (8, 1) 0 Adam Ottavino, S (9, 1)		B SI 91 B FF 91 C SI 91 B FF 91 X SI 92 3-1 G1-3 ①		X SL 85 0-0 18 FC6-4 4 1B 1B	X CH 82 0-0 G5-3 ①	X SI 95 0-0 1-H 2-H 3-H 2B ③				3 0 0 0 1 0 0	0 0 0 0 0 0 0	1 0 0 0 1 0 0	0 0 0 0 0 0 0	0 0 0 0 0 0 0	0 0 0 0 0 0 0	0 0 0 0 0 0 0
4 Nick Hundley, R (1, 2) OBP: 0.322, SLG: 0.397		C SI 91 B CH 85 B CH 85 X SI 91 2-1 2B		C SL 85 B SL 86 1 SAFE F FF 89 X SL 84 1-2 18 FC6-4 1-2 1B		C FF 87 X CU 75 0-1 F7 ②		B SI 93 B FF 94 B SI 95 B SI 94 4-0 3 G6-4-3 BB		3	0	2	0	1	0	0
3 Daniel Descalso, L (1, 3) OBP: 0.385, SLG: 0.417		2 SAFE C SI 93 X FF 93 0-1 G1-3 ②		B FF 88 X CH 82 1-0 F8 ①		C FF 86 C CH 80 B FF 87 S CU 74 1-3 K ③		C FF 94 B SL 86 X FF 94 1-1 1-2f G6-4-3 ①②		4	0	0	0	0	1	4
18 Cristhian Adames, S (1, 6) OBP: 0.280, SLG: 0.248		B CH 86 B SI 92 C FF 92 S CH 86 X SI 93 2-2 G5-3 ③		B FF 88 F FF 88 S CU 77 X FF 89 1-2 1-2f 2-3 FC6-4 ②			C FF 92 B SL 77 X FF 93 1-1 G5-3 ①	X SL 86 0-0 G4-3 ③		4	0	0	0	0	0	3
35 Chad Bettis, R (1, 1) OBP: 0.053, SLG: 0.027 52 Chris Rusin, L (4, 1) OBP: 0.148, SLG: 0.222 8 Gerardo Parra, L (7, 7) OBP: 0.266, SLG: 0.401			C SI 91 B SI 90 F FF 91 C CU 79 1-3 K ①	C FC 88 B FC 88 F CH 80 C FF 88 1-3 K ③			B SL 78 C SL 78 X FF 93 1-1 9 BB 28 SF8 2B			1 1 1	0 0 1	0 0 1	0 0 0	0 0 0	1 1 0	0 2 0
Inning Stats	R: 0 E: 0 K: 1 S: 12 H: 1 LOB: 1 BB: 0 P: 21	R: 0 E: 0 K: 0 S: 9 H: 1 LOB: 1 BB: 0 P: 16	R: 2 E: 0 K: 1 S: 15 H: 2 LOB: 0 BB: 0 P: 23	R: 0 E: 0 K: 1 S: 11 H: 2 LOB: 2 BB: 0 P: 15	R: 1 E: 0 K: 0 S: 10 H: 1 LOB: 0 BB: 0 P: 13	R: 0 E: 0 K: 1 S: 6 H: 0 LOB: 0 BB: 0 P: 7	R: 3 E: 0 K: 0 S: 12 H: 2 LOB: 2 BB: 3 P: 27	R: 0 E: 0 K: 0 S: 3 H: 0 LOB: 0 BB: 1 P: 8		1B: 3 2B: 4 3B: 1 HR: 1 SF: 1 SAC: 0 DP: 1 HBP: 0					WP: 0 PB: 0 SB: 0 CS: 0 PA: 35	

PITCHER		IP	WLS	BF	H	R	ER	SO	BB	IBB	HBP	BLK	WP	HR	S	P	ERA	WHIP
47 Gio González, L ERA: 4.28	(1, 1)	3.0		13	4	2	2	2	0	0	0	0	0	1	36	60	6.00	1.333
52 Yusmeiro Petit, R ERA: 3.25	(4, 1)	3.0	L	12	3	1	1	2	0	0	0	0	0	0	27	35	3.00	1.000
46 Oliver Pérez, L ERA: 4.96	(7, 1)	0.1		3	1	2	2	0	1	0	0	0	0	0	5	11	54.00	6.000
45 Blake Treinen, R ERA: 1.99	(7, 1)	1.2		7	1	1	1	0	2	1	0	0	0	0	10	24	5.40	1.800

PITCHER	IP	WLS	BF	H	R	ER	SO	BB	IBB	HBP	BLK	WP	HR	S	P	ERA	WHIP

AB	30
R	6
H	9
RBI	6
BB	4
SO	4
LOB	11

Washington Nationals @ Colorado Rockies

Coors Field, Denver, CO

Wed Aug 17 2016, 1:14 PM - 5:04 PM MDT

Att. 25,308 - Sunny - 85 F

livebaseballscorecards.com

TOP

Batter	1	2	3	4	5	6	7	8	9	AB	R	H	RBI	BB	SO	LOB
7 Trea Turner, R (1, 4) OBP: 0.338, SLG: 0.535	C FF 95 S FF 96 F FF 96 B CU 81 B FF 97 B FF 97 X FF 97 3-2 ① L7		B FF 92 B FF 94 C FF 93 X SL 90 2-1 ① G5-3	C FF 95 X FF 96 0-1 ② SF8 3-H		C FF 92 X CU 77 0-1 28 G6-3 20 WP 2B		B FF 94 S FF 95 X FC 96 1-1 28 SF7 3B		4	2	2	1	0	0	0
28 Jayson Werth, R (1, 7) OBP: 0.344, SLG: 0.439 52 Yusmeiro Petit, R (8, 1) OBP: 0.167, SLG: 0.167	C FF 97 B FF 97 S FF 97 B SL 90 S SL 90 2-3 ② K		B CU 79 B FF 95 B FF 96 C FF 95 F SL 91 B FF 96 4-2 34 E BB	F FF 95 B SL 89 B SL 90 C SL 91 B FF 96 X FF 96 3-2 ③ F9 2-3		C FF 93 B FF 93 F SL 89 B FF 95 F SL 89 X FF 94 2-2 ② G6-3 2-3		B FF 98 D FF 97 C SL 87 B SL 86 S FF 96 F FF 97 F FC 98 X FF 98 3-2 ① SF7 3-H		3 0 0	0 0 0	0 0 0	1 0 0	1 0 0	1 0 0	2 0 0
20 Daniel Murphy, L (1, 3) OBP: 0.388, SLG: 0.610	C FF 96 B CU 80 F FF 96 B SL 91 X FF 98 2-2 ③ F9		C FF 96 F CH 86 F SL 91 C SL 90 0-3 ② K		B SL 85 B FF 88 B CH 80 B FF 87 4-0 34 HR BB	B CU 78 F FF 93 F FF 94 B SL 88 F FF 93 X FF 92 2-2 3-H 2B		C SI 93 S SL 85 B SL 83 B SL 84 B SL 85 F FF 93 F FF 92 F SL 84 F FF 93 3-3 S SL 85 K		4	1	1	0	1	2	1
34 Bryce Harper, L (1, 9) OBP: 0.383, SLG: 0.455		C FF 95 S SL 90 X FF 97 0-2 6 2B 1B	B FF 96 D SL 87 C SL 90 X SL 91 2-1 E3 40 FC6-4 1-2		B SL 84 C SL 86 F SL 86 F CH 79 B SI 89 F FF 90 X FF 90 2-2 1-H HR	B FF 92 S SI 94 F CH 84 B CH 85 F FF 93 F SL 90 D CH 85 B SL 87 4-2 BB		B SL 85 S SL 84 S SL 84 S SL 84 1-3 K		4	2	2	2	1	1	1
40 Wilson Ramos, R (1, 2) OBP: 0.373, SLG: 0.535		B FF 96 F FF 96 B FF 97 D SL 90 X FF 97 3-1 ① P6	B SL 92 X SL 91 1-0 ③ FC6-4 1-2f		C SL 86 F SL 85 B FF 90 X SL 85 1-2 ① F9	C SL 88 B FF 93 F SL 90 X CU 78 1-2 ③ G5-3			C FF 95 F FF 95 F CU 79 B SL 84 B SL 85 C FF 96 2-3 ① K	5	0	0	0	0	1	5
6 Anthony Rendon, R (1, 5) OBP: 0.349, SLG: 0.453		B SL 90 B FF 96 C FF 96 F SL 89 F FF 97 F CU 81 X FF 97 2-2 48 1B 1-H 2B		F FF 94 F FF 95 F FF 96 X CH 87 0-2 8 1B 1 1B 1B	B SL 89 X SL 84 1-0 ② F7		C SI 95 B FF 92 S CH 85 S FO 80 1-3 ① K		B FF 96 B FF 95 C FF 95 B FF 96 X FF 96 3-1 ② G4-3	5	2	2	1	0	1	0
48 Brian Goodwin, L (1, 8) OBP: 0.294, SLG: 0.250 27 Shawn Kelley, R (7, 1) 14 Chris Heisey, R (8, 7) OBP: 0.301, SLG: 0.454		C FF 97 C SL 91 B FF 97 X CU 80 1-2 8 G3 2-H 1B		B FF 95 S FF 94 F FF 96 F SL 88 T FF 95 1-2 ① K	C SL 85 X CH 81 0-1 1B	B FC 92 B FF 92 X FF 94 2-0 HR			C FF 96 X SL 85 0-1 HR	3 0 1	0 0 1	2 0 1	1 0 1	0 0 1	1 0 1	1 0 0
8 Danny Espinosa, S (1, 6) OBP: 0.317, SLG: 0.394		1 SAFE C FF 96 B FF 96 S SL 88 F FF 97 F FF 96 B SL 91 F SL 92 X FF 96 2-2 ② G3 1-2		B FF 95 C FF 96 B SL 90 S FF 94 X SL 91 2-2 1 1B 7 SF8 1-2 1B	C FF 88 F FF 90 B SL 87 X FF 90 1-2 ③ F9		B FF 94 B FF 93 F FF 94 F FF 94 B CH 85 B FF 93 4-2 9 G1-6-3 BB		F FF 96 C FF 96 B FF 97 S FF 96 1-3 ③ K	4	1	1	0	1	1	2
37 Stephen Strasburg, R (1, 1) OBP: 0.240, SLG: 0.229 32 Koda Glover, R (2, 1) 1 Wilmer Difo, S (4, PH) OBP: 0.400, SLG: 0.435 46 Oliver Pérez, L (4, 1) OBP: 0.667, SLG: 1.000 18 Matt Belisle, R (5, 1) 9 Ben Revere, L (5, 8) OBP: 0.258, SLG: 0.297 29 Pedro Severino, R (7, PH) OBP: 0.563, SLG: 0.692		B FF 96 B SL 90 C FF 96 S FF 96 X SL 91 2-2 ③ G4-3		F FF 95 B SL 89 B FF 96 X FF 96 2-1 28 WP 1-3 2-H 1B		C FF 92 X SI 92 0-1 ① G5-3	C FF 93 F CH 85 B FO 79 B FO 79 1 SAFE F SI 94 B FF 94 X FF 93 3-2 ② ③ G1-6-3 1-2f			1 0 1 0 0 2 1	0 0 0 0 0 0 1	0 0 1 0 0 0 1	0 0 1 0 0 0 1	0 0 0 0 0 0 0	0 0 0 0 0 1 0	1 0 0 0 0 1 0

	AB	R	H	RBI	BB	SO	LOB
	38	10	13	9	4	8	14

Inning Stats	1	2	3	4	5	6	7	8	9	1B: 6	SF: 2	WP: 2	PA: 44
	R: 0 E: 0 K: 1 S: 10 H: 0 LOB: 0 BB: 0 P: 17	R: 2 E: 0 K: 0 S: 22 H: 3 LOB: 1 BB: 0 P: 32	R: 0 E: 1 K: 1 S: 11 H: 0 LOB: 2 BB: 1 P: 20	R: 2 E: 0 K: 1 S: 19 H: 3 LOB: 1 BB: 0 P: 27	R: 2 E: 0 K: 0 S: 14 H: 2 LOB: 1 BB: 1 P: 23	R: 1 E: 0 K: 0 S: 20 H: 2 LOB: 2 BB: 1 P: 29	R: 1 E: 0 K: 1 S: 10 H: 1 LOB: 0 BB: 1 P: 20	R: 1 E: 0 K: 2 S: 17 H: 1 LOB: 0 BB: 0 P: 25	R: 1 E: 0 K: 2 S: 11 H: 1 LOB: 0 BB: 0 P: 17	2B: 3 3B: 1 HR: 3	SAC: 0 DP: 1 HBP: 0	PB: 0 SB: 0 CS: 0	

PITCHER		IP	WLS	BF	H	R	ER	SO	BB	IBB	HBP	BLK	WP	HR	S	P	ERA	WHIP
55 Jon Gray, R ERA: 4.69	(1, 1)	4.0		20	6	4	4	3	1	0	0	0	1	0	62	96	9.00	1.750
36 Christian Bergman, R ERA: 6.52	(5, 1)	1.0		6	2	2	2	0	1	0	0	0	0	1	14	23	18.00	3.000
24 Jordan Lyles, R ERA: 5.82	(6, 1)	1.0		6	2	1	1	0	1	0	0	0	1	0	20	29	9.00	3.000
61 Matt Carasiti, R ERA: 5.4	(7, 1)	1.0		4	1	1	1	1	1	0	0	0	0	1	10	20	9.00	2.000
54 Carlos Estévez, R ERA: 5.28	(8, 1)	0.1		2	1	1	1	0	0	0	0	0	0	0	7	11	27.00	3.000

PITCHER		IP	WLS	BF	H	R	ER	SO	BB	IBB	HBP	BLK	WP	HR	S	P	ERA	WHIP
48 Boone Logan, L ERA: 2.7	(8, 1)	0.2	W	2	0	0	0	2	0	0	0	0	0	0	10	14	0.00	0.000
45 Scott Oberg, R ERA: 5.26	(9, 1)	1.0	S	4	1	1	1	2	0	0	0	0	0	1	11	17	9.00	1.000

Batter	1	2	3	4	5	6	7	8	9	AB	R	H	RBI	BB	SO	LOB
19 Charlie Blackmon, L (1, 8) OBP: 0.383, SLG: 0.541		C SI 97 F SL 88 F SI 97 F SL 90 B FF 98 F SL 89 F SI 98 X SI 97 1-2 ③ F8			H FF 92 1-0 26 FC4-6 9 1B 28 SF9 1-2 HBP		B FF 92 X FF 92 1-0 ② P5			4	2	1	0	0	1	4
9 DJ LeMahieu, R (1, 4) OBP: 0.415, SLG: 0.496			X SI 96 0-0 ① G4-3		C FF 90 B FF 92 F FF 93 B FF 94 X SL 86 2-2 26 FC4-6 1-2 2-H 1B		B FF 93 C FF 92 S SL 80 B FF 94 X SL 82 2-2 ③ F8			5	1	2	1	0	1	1
26 David Dahl, L (1, 7) OBP: 0.379, SLG: 0.557	B FF 94 B FF 94 B FF 94 C FF 94 C FF 94 B FF 94 4-2 28 1B 8 2B 1-2 BB	C FF 94 X CU 80 0-1 ① G4-3	C SI 96 X CU 79 0-1 ② G1-3		D FF 91 F FF 91 X SL 86 1-1 ① FC4-6 1-2f 2-3			S FF 86 B FF 87 F CH 80 B FC 88 S CU 76 2-3 ① K		4	1	0	0	1	1	2
28 Nolan Arenado, R (1, 5) OBP: 0.351, SLG: 0.547	C SL 89 X FF 95 0-1 8 2B 1-2 2-3 3-H 1B	F SL 90 F FF 96 F FF 96 B CH 89 F FF 95 F FF 96 F FF 96 B SL 91 F FF 96 4-2 B CU 82 B CU 81 8 3B BB	C SI 96 X SL 87 0-1 ③ P4		X FF 92 0-0 ② SF9 3-H			X FF 88 0-0 ② G6-3		3	2	1	2	1	0	0
8 Gerardo Parra, L (1, 9) OBP: 0.268, SLG: 0.411	X FF 94 0-0 10 FC3-6 14 2B 1-H 2-H 3-H 2B	B SL 89 B CH 88 X FF 94 2-0 10 1B 1-H 3B		B SI 89 X SI 89 1-0 ① G3-1	F SL 86 F SL 89 B FF 93 F SL 89 F FF 92 F SL 89 S SL 89 1-3 ③ K			C FF 87 X SL 86 0-1 ③ G1-3		5	2	2	4	0	1	1
3 Daniel Descalso, L (1, 6) OBP: 0.382, SLG: 0.408	D CU 82 B FF 95 B FF 94 C FF 94 F SL 89 B FF 95 4-2 10 FC3-6 BB	C FF 95 B FF 94 S FF 96 F FF 95 B CH 88 F FF 95 F CU 81 B SL 89 T FF 95 3-2 ② K		B FF 90 F SI 90 B FF 89 X SI 91 2-1 ② G3-1		C FF 89 S SL 87 X FF 91 0-2 ① G5-3				3	0	0	0	1	1	1
10 Ben Paulsen, L (1, 3) OBP: 0.267, SLG: 0.329	F FF 94 B SL 89 X CH 88 1-1 ① FC3-6 14 2B 55 2B 1-2f 2-3	X SL 88 0-0 55 BB 14 1B 3-H 1B		C FF 93 S SL 77 B SL 78 S SL 78 1-3 ③ K		B FF 91 B FF 92 C FF 93 C SL 88 B SL 88 F SL 90 C SL 88 3-3 ② K				4	1	1	1	0	2	2
14 Tony Wolters, L (1, 2) OBP: 0.348, SLG: 0.411	S CH 88 C SL 88 F CH 89 B FF 94 X CU 81 1-2 1-3 55 2B 3-H 2B	B CU 79 C FF 94 X FF 95 1-1 55 BB 1-2 1B			B SL 77 B SL 78 C SI 91 F SI 90 B SL 78 F FF 92 F SI 89 F SI 92 X FF 91 3-2 HR		F FF 92 B SL 89 S SL 89 S FF 93 1-3 ③ K			4	2	3	2	0	1	0
55 Jon Gray, R 36 Christian Bergman, R 6 Ryan Raburn, R 24 Jordan Lyles, R 61 Matt Carasiti, R 18 Cristhian Adames, S 54 Carlos Estévez, R 48 Boone Logan, R 45 Scott Oberg, R	X FF 94 0-0 2-H 3-H 2B	S SL 87 C SL 88 F SL 89 B SL 88 B FF 97 B SL 88 B FF 96 4-2 1-2 2-3 BB			B FF 91 B SL 78 B FF 92 B FF 92 4-0 19 HBP 9 1B BB		B FF 89 B SL 80 X FF 91 2-0 ① P5			1 0 1 2 1 0 0 0 0 0 0 0 0 0 0 1 0 0 1 0 0 0 0 0 0 0 0 0 0 0 0 0 0 0 0 1 0 0 0 0 0 0 0 0 0 0 0 0 0 0 0 0 0 0 0 0 0 0 0 0 0 0 0						
Inning Stats	R: 7 E: 0 K: 2 S: 27 H: 6 LOB: 1 BB: 2 P: 42	R: 2 E: 0 K: 1 S: 29 H: 3 LOB: 3 BB: 2 P: 44	R: 0 E: 0 K: 0 S: 5 H: 0 LOB: 0 BB: 0 P: 5	R: 0 E: 0 K: 1 S: 6 H: 0 LOB: 0 BB: 0 P: 10	R: 3 E: 0 K: 1 S: 18 H: 2 LOB: 1 BB: 1 P: 30	R: 0 E: 0 K: 2 S: 10 H: 0 LOB: 0 BB: 0 P: 14	R: 0 E: 0 K: 0 S: 5 H: 0 LOB: 0 BB: 0 P: 10	R: 0 E: 0 K: 1 S: 6 H: 0 LOB: 0 BB: 0 P: 8		1B: 5 2B: 4 3B: 1 HR: 1 SF: 1 SAC: 0 DP: 0 HBP: 1				WP: 0 PB: 0 SB: 0 CS: 0 PA: 41		

PITCHER		IP	WLS	BF	H	R	ER	SO	BB	IBB	HBP	BLK	WP	HR	S	P	ERA	WHIP
37 Stephen Strasburg, R ERA: 3.59	(1, 1)	1.2	L	17	9	9	9	3	3	0	0	0	0	0	46	71	48.60	7.200
32 Koda Glover, R ERA:	(2, 1)	1.1		5	0	0	0	0	1	0	0	0	0	0	15	20	0.00	0.750
46 Oliver Pérez, L ERA: 5.61	(4, 1)	1.0		6	1	3	3	1	1	0	1	0	0	1	12	24	27.00	2.000
18 Matt Belisle, R ERA: 1.83	(5, 1)	2.0		7	1	0	0	3	0	0	0	0	0	0	22	30	0.00	0.500
27 Shawn Kelley, R ERA: 2.66	(7, 1)	1.0		3	0	0	0	0	0	0	0	0	0	0	5	10	0.00	0.000

PITCHER		IP	WLS	BF	H	R	ER	SO	BB	IBB	HBP	BLK	WP	HR	S	P	ERA	WHIP
52 Yusmeiro Petit, R ERA: 3.19	(8, 1)	1.0		3	0	0	0	1	0	0	0	0	0	0	6	8	0.00	0.000

BOTTOM

Washington Nationals @ Colorado Rockies

Coors Field, Denver, CO

Wed Aug 17 2016, 1:14 PM - 5:04 PM MDT

Att. 25,308 - Sunny - 85 F

livebaseballscorecards.com

AB	34
R	12
H	11
RBI	12
BB	5
SO	8
LOB	11

Washington Nationals @ Atlanta Braves

Turner Field, Atlanta, GA

Thu Aug 18 2016, 8:28 PM - 11:58 PM EDT

Att. 24,099 - Drizzle - 74 F

TOP

livebaseballscorecards.com

Batter	1	2	3	4	5	6	7	8	9	AB	R	H	RBI	BB	SO	LOB
7 Trea Turner, R (1, 8) OBP: 0.333, SLG: 0.527	B CH 81 F FF 92 S SL 82 B SL 82 B SL 83 F FF 92 X FF 92 3-2 20 G2-3 28 S 6 E 1B	C SL 81 B SL 82 B FF 90 C SL 81 B SL 82 X SL 82 3-2 ③ G1-4-3			S SI 90 B SL 82 S SI 90 B SI 92 C FF 92 2-3 ② K		X FF 96 0-0 ③ G5-3	B SL 83 X FF 100 1-0 ② SF7 2-3 3-H		4	1	1	1	0	1	2
28 Jayson Werth, R (1, 7) OBP: 0.346, SLG: 0.442 14 Chris Heisey, R (8, PH) OBP: 0.298, SLG: 0.450 (8, 7)	1 SAFE 1 SAFE B FF 89 C SI 90 B SL 82 F FF 89 B FF 88 F FF 91 S SL 81 3-3 ① K 1-2	C SL 80 C FF 91 C SL 81 0-3 ① K			B FF 92 F FF 91 B FF 91 C SL 80 B FF 90 X SL 80 3-2 3-H 2B			34 BB 6 HBP 20 BB 1B P5		4 1	1 0	2 0	1 0	0 0	2 0	1 2
20 Daniel Murphy, L (1, 4) OBP: 0.386, SLG: 0.604	X CH 82 0-0 ② G2-3 2-3	B SI 91 C FF 90 B SL 81 F SI 84 X FF 91 2-2 ② P6			C FF 90 F FF 90 X FF 91 0-2 ③ P5			B SI 98 C SI 98 D SI 87 F SI 98 B SI 99 F SI 99 F SI 98 D SI 99 4-2 6 HBP 34 BB 25 1B 1-2 BB	C SI 92 B CU 78 B SI 92 X SI 94 2-1 ① G6-3	4	1	0	0	1	0	2
34 Bryce Harper, L (1, 9) OBP: 0.386, SLG: 0.454	B CH 83 D SI 89 B SI 91 B FF 91 4-0 6 E BB	B CU 75 C FF 90 B FF 91 C FF 91 S SI 92 2-3 K				S CU 73 B CH 81 X CH 82 1-1 ① G5-3		B SI 97 B SI 98 C SI 97 B CH 88 B SI 98 4-1 25 1B 6 HBP 8 BB 1-2 2-3 BB	X SI 93 0-0 6 BB 1B	3	2	1	0	2	1	0
6 Anthony Rendon, R (1, 5) OBP: 0.350, SLG: 0.450	C FF 90 B FF 90 F FF 90 B SL 82 B SL 80 X CH 82 3-2 E7 1-H 3-H			C FF 89 C FF 90 B SL 81 B FF 91 F FF 90 C FF 90 2-3 ① K		B CH 81 B FF 90 B FF 90 C FF 90 C FF 90 F FF 91 X FF 89 3-2 ② G5-3		S SI 98 H SI 97 1-1 8 BB 25 1B 29 PB 1-2 2-3 3-H HBP	B SI 93 B SI 93 C SI 92 D CU 79 B SI 94 4-1 1-2 BB	3	1	0	1	1	1	0
25 Clint Robinson, L (1, 3) OBP: 0.289, SLG: 0.356	C CH 82 D SI 90 C CU 75 X FF 92 1-2 ③ G3-1			B FF 90 B FF 90 C FF 89 F CU 73 S CH 82 2-3 ② K		C CH 82 B SI 89 B SI 90 B FF 89 B FF 89 4-1 BB		S FF 100 X FF 100 0-1 29 PB 8 BB 7 SF7 1-2 2-3 3-H 1B	F SI 93 F CU 79 B SI 94 X CU 79 1-2 ② F6	4	1	1	1	1	1	3
8 Danny Espinosa, S (1, 6) OBP: 0.318, SLG: 0.391		B CH 81 B FF 90 B SI 89 C FF 90 F FF 92 B SI 90 4-2 49 SH1-4 BB		B SL 82 C FF 91 X FF 91 1-1 ③ F7		S SI 88 S SI 88 F SI 90 B SI 90 B FF 90 X SI 90 2-2 ③ G4-3		D SL 84 B FF 99 B FF 98 B FF 100 4-0 7 SF7 29 PB 1-2 2-3 3-H BB	C CU 78 B FF 93 C CU 78 B FF 92 B FF 93 C CU 80 3-3 ③ K	3	0	0	1	2	1	3
29 Pedro Severino, R (1, 2) OBP: 0.500, SLG: 0.647	C SI 90 B SL 82 1 SAFE 1 SAFE F FF 89 X SL 81 1-2 ① P5				C SL 81 B SL 81 X SL 80 1-1 49 SH1-4 28 2B 2B		B FF 94 X FF 94 1-0 ① P2	C SL 82 B FF 100 F FF 100 F FF 100 X FF 101 1-2 E4 1-2 2-3 3-H		4	1	1	0	0	0	3
49 Reynaldo López, R (1, 1) 1 Wilmer Difo, S (8, PH) OBP: 0.385, SLG: 0.417 27 Shawn Kelley, R (8, 1) 43 Mark Melancon, R (9, 1)	X FF 88 0-0 ② SH1-4 1-2				X FF 89 0-0 ① SH1-4 2-3		B FF 94 C FF 94 X FF 95 1-1 ② G6-3	X FF 100 0-0 ① F7		1 1 0 0	0 0 0 0	0 0 0 0	0 0 0 0	0 0 0 0	0 0 0 0	0 3 0 0
Inning Stats	R: 2 E: 1 K: 1 S: 15 H: 1 LOB: 1 BB: 1 P: 29	R: 0 E: 0 K: 0 S: 9 H: 0 LOB: 1 BB: 1 P: 17	R: 0 E: 0 K: 2 S: 9 H: 0 LOB: 0 BB: 0 P: 13	R: 0 E: 0 K: 2 S: 9 H: 0 LOB: 0 BB: 0 P: 14	R: 1 E: 0 K: 1 S: 12 H: 2 LOB: 1 BB: 0 P: 18	R: 0 E: 0 K: 0 S: 11 H: 0 LOB: 1 BB: 1 P: 21	R: 0 E: 0 K: 0 S: 4 H: 0 LOB: 0 BB: 0 P: 6	R: 5 E: 1 K: 0 S: 21 H: 2 LOB: 2 BB: 3 P: 41	R: 0 E: 0 K: 1 S: 10 H: 1 LOB: 2 BB: 1 P: 20	1B: 4 2B: 2 3B: 0 HR: 0 SF: 1 SAC: 2 DP: 0 HBP: 1						

AB	32
R	8
H	6
RBI	5
BB	7
SO	7
LOB	19

WP: 0	PA: 43
PB: 1	
SB: 1	
CS: 0	

PITCHER		IP	WLS	BF	H	R	ER	SO	BB	IBB	HBP	BLK	WP	HR	S	P	ERA	WHIP
63 Rob Whalen, R ERA: 5.73	(1, 1)	6.0	L	25	3	3	1	6	3	0	0	0	0	0	65	112	1.50	1.000
40 José Ramirez, R ERA: 5.54	(7, 1)	1.0		3	0	0	0	0	0	0	0	0	0	0	4	6	0.00	0.000
38 Arodys Vizcaíno, R ERA: 3.75	(8, 1)	0.0		4	1	4	3	0	2	0	1	0	0	0	9	21	∞	∞
62 Mauricio Cabrera, R ERA: 2.96	(8, 1)	1.0		6	1	1	0	0	1	0	0	0	0	0	12	20	0.00	2.000
53 Jim Johnson, R ERA: 3.45	(9, 1)	1.0		5	1	0	0	1	1	0	0	0	0	0	10	20	0.00	2.000

PITCHER	IP	WLS	BF	H	R	ER	SO	BB	IBB	HBP	BLK	WP	HR	S	P	ERA	WHIP

Batter	1	2	3	4	5	6	7	8	9	AB	R	H	RBI	BB	SO	LOB
11 Ender Inciarte, L (1, 8) OBP: 0.323, SLG: 0.339	B FF 94 C FF 96 L FF 96 B FF 96 X FF 96 2-2 G6-3 ①		C FF 96 S CU 79 B CU 80 F FF 96 F FF 97 B CU 82 S CU 81 2-3 K ②		B FF 96 D CU 79 X FF 97 2-0 P6 ③		C FF 96 C FF 96 X FF 96 0-2 G4-3 ③		F FF 91 B FC 91 X FC 90 1-1 G4-3 ③ 1-2	5	0	0	0	0	1	4
13 Adonis García, R (1, 5) OBP: 0.305, SLG: 0.392	C FF 98 F FF 97 X FF 97 0-2 1B		C CU 79 F FF 98 C FF 98 0-3 K ③			C CU 74 C CU 79 X CU 80 0-2 P6 ①		C SL 79 F FF 91 X FF 92 0-2 L8 ①		4	0	1	0	0	1	0
5 Freddie Freeman, L (1, 3) OBP: 0.383, SLG: 0.542	B FF 95 C CU 78 S CU 79 F FF 97 F CU 81 S FF 98 1-3 K ②			B CU 78 F FF 95 F FF 97 X FF 98 1-2 L5 ①		X FF 95 0-0 27 WP 27 G5-3 2B		B FF 92 S FF 91 C SL 83 B SL 83 B SL 82 S FF 92 3-3 K ②		4	1	1	0	0	2	1
27 Matt Kemp, R (1, 7) OBP: 0.290, SLG: 0.478	S CU 80 F FF 97 F FF 98 D CU 81 S CU 80 1-3 K ③			X FF 98 0-0 22 PB 22 SF8 2B		C SU 76 F CU 77 B FF 95 X CU 80 1-2 G5-3 ② 2-H		C SL 83 B SL 84 S SL 83 X SL 83 1-2 22 1B 1B		4	1	2	1	0	1	1
22 Nick Markakis, L (1, 9) OBP: 0.342, SLG: 0.387		B FF 96 S FF 96 F FF 97 S FF 98 1-3 K ①		B FF 96 F FF 96 S FF 97 X FF 97 1-2 SF8 ② 2-H		B CU 77 C CU 76 F FF 96 C CU 79 1-3 K ③		B SL 82 F FF 92 S FF 92 F FF 92 X FF 93 1-2 1-2 1B		3	0	1	1	0	2	0
25 Tyler Flowers, R (1, 2) OBP: 0.343, SLG: 0.424 20 Anthony Recker, R (8, PH) OBP: 0.383, SLG: 0.451 (9, 2)		X FF 97 0-0 E6		B CU 76 B CU 77 F FF 97 C FF 98 S FF 98 2-3 K ③			C CU 76 X CU 77 0-1 8 SH1-3 1B	C FF 93 B FF 92 F FF 92 B FF 95 C FF 94 2-3 K ③		3 1	0 0	1 0	0 0	0 0	1 1	0 2
8 Jace Peterson, L (1, 4) OBP: 0.339, SLG: 0.371		B FF 98 C CU 79 F FF 97 S FF 97 1-3 K ②			C FF 94 B CH 86 B CU 79 B FF 96 C FF 96 F FF 97 B FF 96 4-2 BB		1 SAFE X FF 93 0-0 SH1-3 ① 1-2		B FF 92 C FF 92 B FF 93 B FF 92 F FF 91 X FF 92 3-2 G4-3 ①	2	0	0	0	1	1	1
2 Dansby Swanson, R (1, 6) OBP: 0.250, SLG: 0.250		B FF 96 B CU 78 C FF 96 C FF 98 S FF 98 2-3 K ③			C CU 79 X FF 97 0-1 P4 ①		X FF 95 0-0 P4 ②		B FC 92 C FC 92 B KC 81 S FC 92 S KC 82 2-3 K ②	4	0	0	0	0	2	3
63 Rob Whalen, R (1, 1) OBP: 0.286, SLG: 0.286 40 José Ramírez, R (7, 1) 7 Gordon Beckham, R (7, PH) OBP: 0.310, SLG: 0.348 38 Arodys Vizcaíno, R (8, 1) 62 Mauricio Cabrera, R (8, 1) 53 Jim Johnson, R (9, 1) 23 Chase d'Arnaud, R (9, PH) OBP: 0.317, SLG: 0.349			B FF 96 B FF 94 C FF 95 F FF 95 S FF 97 2-3 K ①		L FF 95 M FF 96 1 SAFE L FF 97 0-3 K ②		B CU 74 D CU 77 B FF 96 C FF 96 B FF 97 4-1 BB		B FF 91 C FC 90 B KC 81 S FC 90 X FC 91 2-2 11 DI 1B	2 0 0 0 0 0 1	0 0 0 0 0 0 0	0 0 0 0 0 0 1	0 0 0 0 0 0 0	0 0 1 0 0 0 0	2 0 0 0 0 0 0	1 0 0 0 0 0 0
Inning Stats	R: 0 E: 0 K: 2 S: 15 H: 1 LOB: 1 BB: 0 P: 19	R: 0 E: 1 K: 3 S: 10 H: 0 LOB: 1 BB: 0 P: 14	R: 0 E: 0 K: 3 S: 11 H: 0 LOB: 0 BB: 0 P: 15	R: 1 E: 0 K: 1 S: 10 H: 1 LOB: 0 BB: 0 P: 14	R: 0 E: 0 K: 1 S: 9 H: 0 LOB: 1 BB: 1 P: 15	R: 1 E: 0 K: 1 S: 10 H: 1 LOB: 0 BB: 0 P: 12	R: 0 E: 0 K: 0 S: 8 H: 1 LOB: 2 BB: 1 P: 12	R: 0 E: 0 K: 2 S: 16 H: 2 LOB: 2 BB: 0 P: 23	R: 0 E: 0 K: 1 S: 11 H: 1 LOB: 1 BB: 0 P: 19	1B: 5 2B: 2 3B: 0 HR: 0		SF: 1 SAC: 1 DP: 0 HBP: 0		WP: 1 PB: 1 SB: 0 CS: 0	PA: 37	

PITCHER		IP	WLS	BF	H	R	ER	SO	BB	IBB	HBP	BLK	WP	HR	S	P	ERA	WHIP
49 Reynaldo López, R ERA: 4.37	(1, 1)	7.0	W	28	4	2	1	11	2	0	0	0	1	0	73	101	1.29	0.857
27 Shawn Kelley, R ERA: 2.6	(8, 1)	1.0		5	2	0	0	2	0	0	0	0	0	0	16	23	0.00	2.000
43 Mark Melancon, R ERA: 1.45	(9, 1)	1.0		4	1	0	0	1	0	0	0	0	0	0	11	19	0.00	1.000

PITCHER	IP	WLS	BF	H	R	ER	SO	BB	IBB	HBP	BLK	WP	HR	S	P	ERA	WHIP

BOTTOM

Washington Nationals @ Atlanta Braves

Turner Field, Atlanta, GA

Thu Aug 18 2016, 8:28 PM - 11:58 PM EDT

Att. 24,099 - Drizzle - 74 F

livebaseballscorecards.com

AB	33
R	2
H	7
RBI	2
BB	2
SO	14
LOB	13

Washington Nationals @ Atlanta Braves

Turner Field, Atlanta, GA

Fri Aug 19 2016, 7:37 PM - 11:13 PM EDT

Att. 30,292 - Cloudy - 75 F

TOP

livebaseballscorecards.com

Batter	1	2	3	4	5	6	7	8	9	AB	R	H	RBI	BB	SO	LOB
7 Trea Turner, R (1, 4) OBP: 0.343, SLG: 0.537	C FF 89 B FF 88 X SI 87 1-1 9 SH1-3 34 G4-3 2B		B FF 88 F SL 77 X CH 82 1-1 9 F7-3 1B		C SL 80 X SL 80 0-1 9 1B 34 1B 2-3 1B	B CU 80 X FF 95 1-0 ② G6-3 3-H		C SI 92 F SI 94 F SL 86 B CU 77 D SL 86 X FF 94 2-2 E5 1-H		5	2	3	1	0	0	1
9 Ben Revere, L (1, 8) OBP: 0.261, SLG: 0.300	X FF 89 0-0 ① SH1-3 2-3		1 SAFE C CU 72 1 SAFE 1 SAFE X FF 89 0-1 ①② F7-3 1-1		C CU 73 X FF 91 0-1 34 1B 1-2 3-H 1B	B FF 94 X FF 93 1-0 2-3 1B		C SL 86 B SL 85 X SL 85 1-1 ③ F7		4	0	2	1	0	0	2
34 Bryce Harper, L (1, 9) OBP: 0.384, SLG: 0.451	C CU 72 B FF 90 F FF 90 B FF 91 X SL 80 2-2 ② G4-3 3-H		B CU 70 B CH 82 B CH 82 C FF 90 C FF 91 F FF 92 X CU 74 3-2 ③ F8		X FF 90 0-0 40 BB 1-3 2-H 1B	X CH 85 0-0 ③ G6-3			F SI 94 X CH 88 0-1 ① G4-3	5	0	1	2	0	0	2
40 Wilson Ramos, R (1, 2) OBP: 0.376, SLG: 0.538 29 Pedro Severino, R (9, PR) OBP: 0.500, SLG: 0.647 (9, 2)	C FF 88 X FF 89 0-1 2B			B FF 89 C CU 75 S SL 78 S SL 78 1-3 ① K	S SL 80 D SL 80 B FF 92 S SL 79 D SL 79 F SL 78 B FF 91 4-2 28 FC6-4 1-2 BB		B ST 82 B ST 82 B FF 91 F FF 92 C ST 81 F SI 94 F ST 80 S ST 82 3-3 ① K		B FF 93 F CU 78 X SI 94 1-1 28 G5-3 25 1B 1B	4 0	0 1	2 0	0 0	1 0	2 0	0 0
28 Jayson Werth, R (1, 7) OBP: 0.342, SLG: 0.437	C SL 79 F FF 90 B FF 89 F SL 80 B FF 89 S FF 90 2-3 ③ K			B CU 69 C SL 78 F FF 90 S FF 92 1-3 ② K	C FF 91 S FF 91 X FF 91 0-2 ③ FC6-4 1-2f		B FF 93 S ST 82 F ST 82 F SI 93 S SI 92 1-3 ② K		B SI 93 C FF 92 C SI 93 B SI 93 B CU 78 X SI 94 3-2 ② G5-3 1-2	5	0	0	0	0	3	5
6 Anthony Rendon, R (1, 5) OBP: 0.350, SLG: 0.448		B FF 89 B FF 89 B FF 90 C FF 89 C FF 90 X FF 91 3-2 ① P3		B FF 90 B FF 89 C SL 77 X CU 70 2-1 ③ P3		C FF 94 B CU 80 B FF 94 X FF 94 2-1 8 1B 25 BB 8 E 1B	C ST 81 C ST 81 B FF 92 S FF 92 1-3 ③ K		D CU 78 B CU 79 B SI 95 C SI 94 B CU 80 4-1 25 1B BB	4	1	1	0	1	1	0
25 Clint Robinson, L (1, 3) OBP: 0.304, SLG: 0.362		B CH 82 B FF 89 S CH 81 F FF 90 B CH 81 F CH 83 B CU 70 4-2 BB			B CH 79 C CH 80 B FF 88 F CU 71 F FF 91 X FF 90 2-2 ① F9	C FF 92 1 SAFE B FF 92 D CH 85 B FF 93 D FF 92 4-1 8 E 7 G6-3 1-2 BB		B SL 87 C FF 93 B FF 94 F FF 93 X SL 87 2-2 7 WP 7 E 1B	X SI 94 0-0 1-2 2-H 1B	3	2	2	1	2	0	0
8 Danny Espinosa, S (1, 6) OBP: 0.319, SLG: 0.390		B CU 71 C CH 82 C CU 71 S FF 90 1-3 ② K			B CH 82 C FF 88 B FF 90 S CU 70 B FF 90 B CU 74 4-2 7 1B 57 S 9 1B BB	B CU 80 X FF 93 1-0 E6 9 1B 57 SH1-4 1-3 2-H 1B		C SL 86 S FF 94 F SL 88 D CU 74 F FF 94 B SL 87 B FF 94 1 SAFE S FF 93 3-3 ① K	C CU 78 D CU 79 F SI 93 B CU 80 F FF 94 S CH 89 2-3 ③ K	4	1	1	0	1	3	4
57 Tanner Roark, R (1, 1) OBP: 0.184, SLG: 0.118 45 Blake Treinen, R (7, 1) 14 Chris Heisey, R (8, PH) OBP: 0.296, SLG: 0.445 18 Matt Belisle, R (8, 1) 32 Koda Glover, R (8, 1) 43 Mark Melancon, R (9, 1)		X FF 90 0-0 ③ F9			C CU 65 1 SAFE F SL 80 1 SAFE B FF 90 S CU 74 1-3 ② K 1-2	X FF 94 0-0 ① SH1-4 1-2		B FF 94 F SL 87 B SI 94 B SL 85 C SL 85 T FF 92 3-2 ② K		2 0 0 1 0 0 0	0 0 0 0 0 0 0	0 0 0 0 0 0 0	0 0 0 0 0 0 0	1 0 0 0 0 0 0	2 0 1 0 0 0 0
Inning Stats	R: 1 E: 0 K: 1 S: 12 H: 2 LOB: 1 BB: 0 P: 17	R: 0 E: 0 K: 1 S: 10 H: 0 LOB: 1 BB: 1 P: 18	R: 0 E: 0 K: 0 S: 8 H: 1 LOB: 0 BB: 0 P: 12	R: 0 E: 0 K: 2 S: 8 H: 0 LOB: 0 BB: 0 P: 12	R: 2 E: 0 K: 1 S: 20 H: 3 LOB: 3 BB: 2 P: 31	R: 2 E: 1 K: 0 S: 8 H: 3 LOB: 2 BB: 1 P: 17	R: 0 E: 0 K: 3 S: 14 H: 0 LOB: 0 BB: 0 P: 19	R: 1 E: 1 K: 2 S: 17 H: 1 LOB: 1 BB: 0 P: 28	R: 1 E: 0 K: 1 S: 13 H: 2 LOB: 2 BB: 1 P: 23	1B: 10 2B: 3 3B: 0 HR: 0 SF: 0 SAC: 2 DP: 1 HBP: 0						

PITCHER		IP	WLS	BF	H	R	ER	SO	BB	IBB	HBP	BLK	WP	HR	S	P	ERA	WHIP
49 Julio Teheran, R ERA: 2.9	(1, 1)	5.0		23	6	3	3	5	3	0	0	0	0	0	58	90	5.40	1.800
54 Madison Younginer, R ERA: 7.5	(6, 1)	1.0		7	3	2	2	0	1	0	0	0	0	0	8	17	18.00	4.000
50 Chaz Roe, R ERA: 2.25	(7, 1)	1.0		3	0	0	0	3	0	0	0	0	0	0	14	19	0.00	0.000
46 Ian Krol, L ERA: 2.77	(8, 1)	1.0		5	1	1	0	2	0	0	0	0	1	0	17	28	0.00	1.000
53 Jim Johnson, R ERA: 3.57	(9, 1)	1.0	L	6	2	1	1	1	1	0	0	0	0	0	13	23	9.00	3.000

PITCHER	IP	WLS	BF	H	R	ER	SO	BB	IBB	HBP	BLK	WP	HR	S	P	ERA	WHIP

AB	37
R	7
H	12
RBI	5
BB	5
SO	11
LOB	17

WP: 1 PA: 44
PB: 0
SB: 1
CS: 0

BOTTOM

Batter	1	2	3	4	5	6	7	8	9	AB	R	H	RBI	BB	SO	LOB
11 Ender Inciarte, L (1, 8) OBP: 0.324, SLG: 0.348	F SI 90 X SI 92 0-1 ① F9			C CU 76 F SI 91 B SI 91 X SI 93 1-2 23 CS 1B		B CH 83 T CH 83 X SI 91 1-1 1-H HR		B FF 90 C FF 91 C SL 86 B SL 88 X SI 89 2-2 ① FC3-6 18 E 18 FC5 5 2B 1-2f 3-H	B FF 92 F KC 81 F FF 91 F FF 92 F KC 80 X KC 81 1-2 ③ G3-1	5	2	2	3	0	0	2
23 Chase d'Arnaud, R (1, 5) OBP: 0.318, SLG: 0.346 50 Chaz Roe, R (7, 1) 46 Ian Krol, L (8, 1) 18 Jeff Francoeur, R (8, PH) OBP: 0.291, SLG: 0.386 53 Jim Johnson, R (9, 1)	C SI 92 B SI 92 F SI 92 B SI 90 X CU 78 2-2 ② G6-3			1 SAFE C SI 91 D SL 86 F SL 86 1 SAFE 1 SAFE B SI 92 B SI 93 F SI 92 3-3 ① C SI 93 K 1-2		B SI 93 B SI 92 B SI 92 B SI 90 4-0 BB		C SL 89 S SL 89 B SI 98 D SL 90 F SL 90 F CU 81 X SL 89 2-2 FC5 5 2B 1-3		2	0	0	0	1	1	1
										0	0	0	0	0	0	0
										0	0	0	0	0	0	0
										1	1	0	0	0	0	1
										0	0	0	0	0	0	0
5 Freddie Freeman, L (1, 3) OBP: 0.382, SLG: 0.542	B SI 92 B SI 93 X SI 93 2-0 ③ F8			B CH 85 F CU 78 F SI 94 X SI 93 1-2 ③ F8		B CH 84 X CH 84 1-0 ③ F7		X SI 98 0-0 1-H 3-H 2B		4	0	1	2	0	0	1
27 Matt Kemp, R (1, 7) OBP: 0.289, SLG: 0.476		F FF 91 B SI 93 B SL 87 X SI 93 2-1 ① F9			B SL 83 B SL 84 X SI 91 2-0 25 G6-4-3 1B		T SI 91 B CU 78 X CU 76 1-1 ① L7	S SL 89 F SI 98 X SL 90 0-2 ② P4		4	0	1	0	0	0	1
22 Nick Markakis, L (1, 9) OBP: 0.346, SLG: 0.394		B SI 93 B SI 93 B SI 93 C SI 92 B SI 93 4-1 25 CS BB			B SI 90 C SI 91 X SI 92 1-1 ① F8		B CH 83 C SI 92 B SI 92 C CU 78 F CU 77 B SI 93 F SI 92 F SI 92 X CU 77 3-2 HR	I IN 81 I IN 83 I IN 82 I IN 81 4-0 IBB		2	1	1	1	2	0	1
25 Tyler Flowers, R (1, 2) OBP: 0.337, SLG: 0.414		B SL 86 B SI 93 S SI 93 S SI 93 B SI 93 1 SAFE F SI 93 C SI 94 3-3 ② ③ K 1-2			B SI 92 B SI 90 B SI 91 C SI 90 X SI 91 3-1 ② ③ G6-4-3 1-2f		B SI 95 S SI 95 F FF 97 B SL 89 F SI 94 T FF 97 2-2 ② K	C SL 90 F SI 98 X SL 91 0-2 ③ F9		4	0	0	0	0	2	4
7 Gordon Beckham, R (1, 4) OBP: 0.304, SLG: 0.340 (7, 5)			C SI 91 C SL 86 B SI 90 F SI 92 B SI 92 F CU 77 B CU 76 F SI 93 X SI 92 3-2 ① L8			F SI 90 B SI 91 X SL 84 1-1 ① G6-3	B SL 88 B FF 98 B SI 95 C SI 94 X SI 95 3-1 ③ G4-3		B FC 91 B FC 92 C FC 92 F FF 92 F FC 92 T KC 82 2-2 ① K	4	0	0	0	0	1	0
2 Dansby Swanson, R (1, 6) OBP: 0.333, SLG: 0.417			C SI 93 B SI 92 B SI 93 X SL 86 2-1 ② G1-3			F SI 91 F CU 75 B CH 83 F SI 92 X SI 91 1-2 ② L9		B FF 92 X FF 92 1-0 8 E 11 FC3-6 2B	C FC 90 F KC 81 B FC 93 B KC 81 X KC 81 2-2 1B	4	1	2	0	0	0	0
49 Julio Teheran, R (1, 1) OBP: 0.194, SLG: 0.171 54 Madison Younginer, R (6, 1) 8 Jace Peterson, L (6, PH) OBP: 0.339, SLG: 0.368 (7, 4)			C SI 92 F SI 93 B SI 91 T SL 87 1-2 ③ K			C CU 76 B CH 84 B SI 92 B CH 84 B SI 91 4-1 11 HR BB		C SI 90 C CU 74 B SL 88 X CU 75 1-2 E6 11 FC3-6 2-3	B FF 90 C FC 91 C FC 91 B FC 91 S KC 82 2-3 ② K	1	0	0	0	0	1	0
										0	0	0	0	0	0	0
										2	1	0	0	1	1	2
Inning Stats	R: 0 E: 0 K: 0 S: 6 H: 0 LOB: 0 BB: 0 P: 10	R: 0 E: 0 K: 1 S: 7 H: 0 LOB: 1 BB: 1 P: 16	R: 0 E: 0 K: 1 S: 11 H: 0 LOB: 0 BB: 0 P: 17	R: 0 E: 0 K: 1 S: 10 H: 1 LOB: 0 BB: 0 P: 15	R: 0 E: 0 K: 0 S: 5 H: 1 LOB: 0 BB: 0 P: 11	R: 2 E: 0 K: 0 S: 10 H: 1 LOB: 1 BB: 2 P: 22	R: 1 E: 0 K: 1 S: 14 H: 1 LOB: 0 BB: 0 P: 23	R: 3 E: 2 K: 0 S: 19 H: 2 LOB: 2 BB: 1 P: 29	R: 0 E: 0 K: 2 S: 15 H: 1 LOB: 1 BB: 0 P: 22	1B: 3 2B: 4 3B: 0 HR: 2 SF: 0 SAC: 0 DP: 3 HBP: 0						

PITCHER	IP	WLS	BF	H	R	ER	SO	BB	IBB	HBP	BLK	WP	HR	S	P	ERA	WHIP
57 Tanner Roark, R (1, 1) ERA: 2.87	6.1		23	4	3	3	3	3	0	0	0	0	2	57	103	4.26	1.105
45 Blake Treinen, R (7, 1) ERA: 1.97	0.2	H	2	0	0	0	1	0	0	0	0	0	0	6	11	0.00	0.000
18 Matt Belisle, R (8, 1) ERA: 2.08	0.1	H	3	1	2	1	0	0	0	0	0	0	0	7	11	27.00	3.000
32 Koda Glover, R (8, 1) ERA:	0.2	W	5	1	1	0	0	0	1	0	0	0	0	12	18	0.00	1.500
43 Mark Melancon, R (9, 1) ERA: 1.42	1.0	S	4	1	0	0	2	0	0	0	0	0	0	15	22	0.00	1.000

PITCHER	IP	WLS	BF	H	R	ER	SO	BB	IBB	HBP	BLK	WP	HR	S	P	ERA	WHIP

Washington Nationals @ Atlanta Braves

Turner Field, Atlanta, GA

Fri Aug 19 2016, 7:37 PM - 11:13 PM EDT

Att. 30,292 - Cloudy - 75 F

livebaseballscorecards.com

AB	33
R	6
H	7
RBI	6
BB	4
SO	6
LOB	13

WP: 0 PB: 0 SB: 0 CS: 2 PA: 37

Batter	1	2	3	4	5	6	7	8	9	AB	R	H	RBI	BB	SO	LOB
7 Trea Turner, R (1, 8) OBP: 0.338, SLG: 0.546	C FF 92 C FF 93 B FF 92 B SL 80 B FF 94 X FF 94 3-2 ① L8		C FF 92 X FF 92 0-1 ② G6-3	D FF 92 B FF 91 X FF 90 2-0 1-H 3-H HR		C FC 87 B SI 90 B FC 88 C CU 75 C SI 91 2-3 ① K	C FC 88 B FC 90 F SI 91 S SI 90 1-3 ③ K			5	1	1	3	0	2	1
28 Jayson Werth, R (1, 7) OBP: 0.343, SLG: 0.435	C FF 94 F SL 80 C FF 94 0-3 ② K		C SL 76 S FF 92 F FF 93 B SL 78 B FF 93 X FF 93 2-2 ③ L6	B SL 76 X SL 77 1-0 20 1B 34 1B 1B		B FC 88 C FC 88 C FC 89 C SI 91 1-3 ② K		C SI 93 B SL 81 B SI 94 B SI 96 B SI 96 B SI 96 4-2 34 FC4-6 BB		4	1	1	0	1	2	0
20 Daniel Murphy, L (1, 4) OBP: 0.391, SLG: 0.613	B CH 84 B FF 93 C FF 93 F FF 93 F FF 94 B SL 78 B CH 85 4-2 BB			X FF 91 0-0 HR B SI 90 X SI 90 1-0 1-3 34 1B 1B		F SI 91 F CH 83 B CU 79 B CH 83 X FC 89 2-2 34 1B 1B		B SI 94 C CH 88 B CH 88 S SI 94 X SI 96 2-2 ① L8		4	1	3	1	1	0	1
34 Bryce Harper, L (1, 9) OBP: 0.386, SLG: 0.451	B FF 92 C FF 92 X FF 92 1-1 ③ G6-3			B CH 80 4-2 X FF 92 B CH 82 S FF 93 B FF 93 6 S 6 1B BB B CH 82 B FF 93 X SI 92 2-1 40 G4-6-3 1-2 3-H 1B		B SI 91 C CH 83 X FC 88 1-1 1-3 1B		F SI 95 B CH 88 X SI 96 1-1 ② FC4-6 1-2f		4	1	2	1	1	0	2
40 Wilson Ramos, R (1, 2) OBP: 0.371, SLG: 0.531		X SL 78 0-0 ① G6-3		C FF 90 2-2 B FF 91 F CH 79 D CH 82 X CH 81 F9 X CU 73 0-0 G4-6-3 1-2f		F CU 76 F FC 88 X CU 78 0-2 ③ G3		F SI 94 F CH 87 B SL 83 B SL 81 C CH 88 2-3 ③ K		5	0	0	0	0	1	6
6 Anthony Rendon, R (1, 5) OBP: 0.355, SLG: 0.454		C FF 92 C FF 92 B FF 93 B FF 93 X FF 93 2-2 ② G4-3		C CH 81 F FF 91 B FF 92 F CH 79 B FF 92 X CH 81 2-2 11 1B 1 1B 1-H 1B	X SI 91 0-0 1 FC4-6 11 1B 1B		C FC 86 B SI 90 B SI 90 X CU 76 2-1 1 G4-3 11 G5-3 31 1B 1B		B FF 95 B FF 95 X FF 94 2-0 11 PB 11 SF8 2B	5	3	4	1	0	0	0
11 Ryan Zimmerman, R (1, 3) OBP: 0.288, SLG: 0.408		X FF 92 0-0 HR		B FF 90 X CH 82 1-0 1 1B 31 1B 2-3 1B	C FC 88 X CU 74 0-1 1 FC4-6 1-2 1B		C SI 91 S FC 89 B SI 92 B CU 79 F SI 92 X SI 91 2-2 ① G5-3 1-2		B FF 97 B FF 96 B FF 96 X FF 96 3-0 ① SF8 2-H	4	2	3	2	0	0	1
1 Wilmer Difo, S (1, 6) OBP: 0.355, SLG: 0.379		C FF 91 B SL 77 F CH 82 B FF 93 S CH 82 2-3 ③ K		1 SAFE B CH 88 B SI 89 X FF 89 2-0 31 1B 7 HR 1-2 3-H 1B	X SI 90 0-0 ① FC4-6 31 G6-4-3 1-2f 2-3		C CU 76 X CH 82 0-1 ② G4-3 2-3		S CH 85 B FF 94 C CH 86 C FF 95 1-3 ② K	5	1	1	1	0	2	3
31 Max Scherzer, R (1, 1) OBP: 0.211, SLG: 0.200 45 Blake Treinen, R (7, 1) 18 Matt Belisle, R (8, 1) 27 Shawn Kelley, R (8, 1) 14 Chris Heisey, R (9, PH) OBP: 0.294, SLG: 0.441 32 Koda Glover, R (9, 1) 43 Mark Melancon, R (9, 1)			B FF 90 C FF 91 F FF 92 B FF 93 F FF 92 S FF 93 2-3 ① K	L SL 75 D CH 87 X FF 90 1-1 7 HR 1-3 2-H 1B	X SI 91 0-0 ② ③ G6-4-3 1-2f		X SI 90 0-0 3-H 1B		C SL 89 C FF 96 B FF 95 B SL 86 S CH 85 2-3 ③ K	4 0 0 0 1 0	1 0 0 0 0 0	2 0 0 0 0 0	2 0 0 0 0 0	0 0 0 0 1 0	1 0 0 0 0 0	2 0 0 0 0 0

livebaseballscorecards.com

Washington Nationals @ Atlanta Braves

Turner Field, Atlanta, GA

Sat Aug 20 2016, 7:12 PM - 10:38 PM EDT

Att. 42,421 - Partly Cloudy - 79 F

TOP

	AB	R	H	RBI	BB	SO	LOB
AB	41						
R	11						
H	17						
RBI	11						
BB	3						
SO	9						
LOB	16						

Inning Stats	1	2	3	4	5	6	7	8	9
	R: 0 E: 0 K: 1 S: 11	H: 0 LOB: 1 BB: 1 P: 19	R: 1 E: 0 K: 1 S: 8	H: 1 LOB: 0 BB: 0 P: 12	R: 0 E: 0 K: 1 S: 10	H: 0 LOB: 0 BB: 0 P: 14	R: 8 E: 0 K: 0 S: 20	H: 9 LOB: 1 BB: 1 P: 38	R: 0 E: 0 K: 0 S: 5	H: 2 LOB: 1 BB: 0 P: 5	R: 0 E: 0 K: 2 S: 14	H: 2 LOB: 2 BB: 0 P: 20	R: 1 E: 0 K: 1 S: 12	H: 2 LOB: 1 BB: 0 P: 17	R: 0 E: 0 K: 1 S: 10	H: 0 LOB: 1 BB: 1 P: 19	R: 1 E: 0 K: 2 S: 8	H: 1 LOB: 0 BB: 0 P: 16

1B: 13 SF: 1
2B: 1 SAC: 0
3B: 0 DP: 2
HR: 3 HBP: 0

WP: 0 PA: 45
PB: 1
SB: 1
CS: 0

PITCHER		IP	WLS	BF	H	R	ER	SO	BB	IBB	HBP	BLK	WP	HR	S	P	ERA	WHIP
61 Tyrell Jenkins, R ERA: 6.2	(1, 1)	3.1	L	20	8	9	9	3	2	0	0	0	0	3	45	76	24.30	3.000
48 Ryan Weber, R ERA: 6.27	(4, 1)	3.2		17	8	1	1	3	0	0	0	0	0	0	35	49	2.46	2.182
38 Arodys Vizcaíno, R ERA: 3.65	(8, 1)	1.0		4	0	0	0	1	1	0	0	0	0	0	10	19	0.00	1.000
40 José Ramirez, R ERA: 5.14	(9, 1)	1.0		4	1	1	0	2	0	0	0	0	0	0	8	16	0.00	1.000

PITCHER		IP	WLS	BF	H	R	ER	SO	BB	IBB	HBP	BLK	WP	HR	S	P	ERA	WHIP

BOTTOM

Washington Nationals @ Atlanta Braves

Turner Field, Atlanta, GA

Sat Aug 20 2016, 7:12 PM - 10:38 PM EDT

Att. 42,421 - Partly Cloudy - 79 F

livebaseballscorecards.com

Batter	1	2	3	4	5	6	7	8	9	AB	R	H	RBI	BB	SO	LOB
11 Ender Inciarte, L (1, 8) OBP: 0.328, SLG: 0.355	C FF 92 S FF 94 X FF 94 0-2 ① L7	1 SAFE B FF 92 B CH 84 F FF 94 B FF 94 X FF 94 3-1 13 2B 1-3 2B			F FF 93 B FF 93 F CH 86 F FF 95 B FF 94 B CU 76 F FF 96 B FF 95 4-2 27 1B BB		B CH 84 C FF 94 X CU 78 1-1 13 F9 5 WP 2B	F FF 92 F FF 93 X SL 83 0-2 ② FC4-6 1-2f 2-3 3-H		4	2	2	1	1	0	2
13 Adonis García, R (1, 5) OBP: 0.307, SLG: 0.393	B FF 93 S SL 86 S FF 95 B SL 88 B CH 88 B FF 96 4-2 27 BB BB	F SL 86 S SL 86 X SL 86 0-2 2-H 3-H 2B			F FF 93 X SL 86 0-1 ① P6		B SI 96 X SI 96 1-0 ② F9 2-3	X SL 84 0-0 ③ G5-3		4	0	1	2	1	0	4
5 Freddie Freeman, L (1, 3) OBP: 0.382, SLG: 0.539	C CU 77 F FF 94 X CH 84 0-2 ② L7	B FC 89 X SL 89 1-0 ③ P5			B CH 85 F SL 87 C FF 94 S FF 95 1-3 ② K		S SL 89 B SI 97 B CH 88 B CH 89 B SI 95 4-1 27 PB 3-H BB		X SI 98 0-0 27 G1-3 8 2B 1B	4	1	1	0	1	1	3
27 Matt Kemp, R (1, 7) OBP: 0.291, SLG: 0.474	B FF 94 B FF 95 B FF 94 B FF 93 4-0 1-2 BB	S SL 84 X FF 92 0-1 ① G6-3			X FF 93 0-0 1-2 1B		B SI 94 S FF 95 S SL 87 D SI 97 S SL 88 2-3 ③ K 1-2		B SL 90 S SL 91 B SI 98 S SL 90 B SI 98 X SI 97 3-2 ① G1-3 1-2	4	0	1	0	1	1	2
22 Nick Markakis, L (1, 9) OBP: 0.342, SLG: 0.390	C CU 79 B FF 95 X FF 96 1-1 ③ G3	C FF 91 S CU 78 B FF 93 F SL 88 F FF 95 X FF 95 1-2 ② G6-3			B CU 77 C FF 95 F FF 95 F SL 89 X FF 95 1-2 ③ P5			C FF 91 B CU 75 F SI 88 F FF 92 B SI 92 X SL 89 2-2 ① L9	C SI 98 X SI 97 0-1 ② L7	5	0	0	0	0	0	5
25 Tyler Flowers, R (1, 2) OBP: 0.343, SLG: 0.422		C FF 93 B FF 92 B SL 86 S SL 86 X FF 95 2-2 8 1B 23 FC6 2B	C FF 92 X SL 86 0-1 ③ G5-3		S SL 84 C FF 93 B SL 86 F FF 93 B CH 84 X SL 86 2-2 ① G5-3			X SL 88 0-0 23 1B 8 E 18 1B 1B	C SL 91 B SI 99 S SI 98 B CU 81 B SL 92 B SI 98 4-2 8 2B 23 1B BB	4	3	2	0	1	0	0
8 Jace Peterson, L (1, 4) OBP: 0.340, SLG: 0.373		B FF 94 X FF 95 1-0 23 FC6 2-3 1B	C FF 92 C CU 74 S FF 94 0-3 ① K		B FF 92 B FF 92 F FF 93 F FF 94 S SL 88 2-3 ② K			C FF 92 X FF 90 0-1 FC6 18 1B 23 1B 11 FC4-6 1-2	F SI 97 X SL 91 0-1 23 1B 1-3 2-H 2B	5	2	2	1	0	2	1
23 Chase d'Arnaud, R (1, 6) OBP: 0.319, SLG: 0.347		X SL 85 0-0 ① FC6 11 2B 13 2B 1-2f 3-H	B FF 93 C FF 92 B FF 94 C FF 94 B CH 86 S FF 95 3-3 ② K		F SL 84 T FF 93 S CU 82 0-3 ③ K2-3			B FF 91 C SL 86 X SL 88 1-1 11 FC4-6 18 1B 1-2 2-3 1B	D KC 81 F FC 91 B FC 91 X FC 91 2-1 2-H 3-H 1B	5	1	2	3	0	2	1
61 Tyrell Jenkins, R (1, 1) 48 Ryan Weber, R (4, 1) 7 Gordon Beckham, R (7, PH) OBP: 0.302, SLG: 0.339 38 Arodys Vizcaíno, R (8, 1) 18 Jeff Francoeur, R (8, PH) OBP: 0.294, SLG: 0.388 40 José Ramírez, R (9, 1) 20 Anthony Recker, R (9, PH) OBP: 0.377, SLG: 0.442	C FF 92 C SL 84 L SL 85 0-3 ② K		B FF 94 C FF 93 X FF 94 1-1 ③ G6-3				S SL 85 X FF 94 0-1 ① P4	X SL 86 0-0 11 FC4-6 1-2 2-3 3-H 1B	C FF 90 B FF 91 X FC 91 1-1 ③ P3	1 1 1 0 1 0 0	0 0 0 0 0 0 0	0 0 0 0 1 0 0	0 0 0 0 0 0 0	0 0 0 0 0 0 0	1 0 0 0 0 0 0	1 0 0 0 0 0 1
Inning Stats	R: 0 E: 0 K: 0 S: 10 H: 0 LOB: 2 BB: 2 P: 19	R: 3 E: 0 K: 1 S: 14 H: 4 LOB: 1 BB: 0 P: 21	R: 0 E: 0 K: 0 S: 9 H: 0 LOB: 0 BB: 0 P: 10	R: 0 E: 0 K: 2 S: 8 H: 0 LOB: 0 BB: 0 P: 12	R: 0 E: 0 K: 1 S: 14 H: 1 LOB: 2 BB: 1 P: 20	R: 0 E: 0 K: 2 S: 10 H: 0 LOB: 0 BB: 0 P: 14	R: 1 E: 0 K: 1 S: 9 H: 1 LOB: 1 BB: 1 P: 17	R: 2 E: 1 K: 0 S: 14 H: 3 LOB: 2 BB: 0 P: 17	R: 3 E: 0 K: 0 S: 14 H: 3 LOB: 1 BB: 1 P: 24	1B: 7 2B: 5 3B: 0 HR: 0 SF: 0 SAC: 0 DP: 0 HBP: 0						

AB	40
R	9
H	12
RBI	8
BB	5
SO	7
LOB	20

WP: 1 PA: 45
PB: 1
SB: 0
CS: 0

PITCHER		IP	WLS	BF	H	R	ER	SO	BB	IBB	HBP	BLK	WP	HR	S	P	ERA	WHIP
31 Max Scherzer, R ERA: 3.05	(1, 1)	6.1	W	28	6	4	4	6	3	0	0	0	0	0	69	101	5.68	1.421
45 Blake Treinen, R ERA: 1.94	(7, 1)	0.2		3	0	0	0	1	1	0	0	0	1	0	5	12	0.00	1.500
18 Matt Belisle, R ERA: 2.06	(8, 1)	0.1		5	3	2	0	0	0	0	0	0	0	0	10	13	0.00	9.000
27 Shawn Kelley, R ERA: 2.56	(8, 1)	0.2	H	2	0	0	0	0	0	0	0	0	0	0	4	4	0.00	0.000
32 Koda Glover, R ERA: 5.79	(9, 1)	0.2		5	2	3	3	0	1	0	0	0	0	0	10	17	40.50	4.500

PITCHER		IP	WLS	BF	H	R	ER	SO	BB	IBB	HBP	BLK	WP	HR	S	P	ERA	WHIP
43 Mark Melancon, R ERA: 1.41	(9, 1)	0.1	S	2	1	0	0	0	0	0	0	0	0	0	4	7	0.00	3.000

Batter	1	2	3	4	5	6	7	8	9	10	AB	R	H	RBI	BB	SO	LOB
7 Trea Turner, R (1, 8) OBP: 0.333, SLG: 0.531	B SI 89 F SI 89 S SI 91 S CH 82 1-3 K ①		F SL 82 S SL 83 B SL 85 F CH 80 B SI 91 B SL 83 D SL 82 4-2 20 FC4-6 8 HBP 34 HR 1-2 BB	C SI 90 S SI 92 B SL 80 B SL 83 F SI 89 B SI 90 S CH 82 3-3 K ③		B SI 93 C FF 93 X SL 86 1-1 FC5-4 ③ 1-2f			C SI 93 C CU 79 B CU 80 B SI 94 B SI 95 F SI 94 C SI 96 3-3 K ②		4	1	0	0	1	3	1
8 Danny Espinosa, S (1, 6) OBP: 0.317, SLG: 0.386	C SI 91 X SL 89 0-1 G4-3 ②		S CH 83 F CH 85 H SI 92 1-2 20 FC4-6 1-2 2-3 HBP		C SI 91 B SI 91 S SL 86 B SI 90 B CH 84 C CH 85 3-3 K ①		C FF 99 X CH 91 0-1 F9 ①		C SI 95 F FF 94 B CU 80 B SI 95 B SI 91 F FF 95 F FF 94 S SI 94 3-3 K		4	0	0	0	0	2	0
20 Daniel Murphy, L (1, 4) OBP: 0.389, SLG: 0.607	C SI 93 X CH 85 0-1 F8 ③		C SL 88 F SL 88 X SI 90 0-2 FC4-6 ① 34 HR 1-2f 2-3 3-H		X CH 84 0-0 G4-3 ②		B FF 100 B FF 99 C CH 91 B CH 92 B FF 100 4-1 BB		C SI 94 S SI 92 S CU 81 0-3 K ③		4	1	0	1	1	1	3
34 Bryce Harper, L (1, 9) OBP: 0.386, SLG: 0.459		B FF 92 B SL 82 C SI 90 F SL 88 X CH 85 2-2 G3 ①	X SL 87 0-0 HR 1-H 3-H		L SL 92 B SI 92 B CH 86 F CH 85 C SL 86 2-3 K ③		T FF 101 S FF 100 B FF 102 S FF 101 1-3 K ②			C FF 94 B FF 97 S FF 97 F FF 96 X CH 86 1-2 11 S 1B	5	1	2	3	0	2	1
40 Wilson Ramos, R (1, 2) OBP: 0.369, SLG: 0.526		B SI 91 X SI 92 1-0 G4-3 ②	X SI 92 0-0 1B			B SL 86 F SI 90 B SI 91 X SL 83 2-1 F7 ①	C FF 99 B SL 84 C SL 82 F FF 101 S FF 99 1-3 K ③			1 SAFE S FF 95 F FF 95 B SL 85 B FF 97 1 SAFE F FF 96 S FF 95 2-3 K ①	5	0	1	0	0	2	2
11 Ryan Zimmerman, R (1, 3) OBP: 0.290, SLG: 0.406 27 Shawn Kelley, R (10, 1)		S SI 91 B FF 93 X SL 86 1-1 14 1B 1B	B SI 90 C SI 91 F SL 80 F SI 90 X SL 84 1-2 L9 ②			B CH 82 B SI 90 B SI 90 B SI 90 4-0 14 HR BB		C ST 82 X SI 92 0-1 L9 ①		C SL 88 F FF 96 1 SAFE B FF 97 D SL 89 S SL 86 2-3 K ② 1-2	4 0	1 0	1 0	0 0	1 0	1 0	2 0
14 Chris Heisey, R (1, 7) OBP: 0.298, SLG: 0.466		B SI 90 S SL 86 D SI 91 1 SAFE F CH 84 F SL 84 X SI 91 2-2 1-2 1B	S SL 85 B SI 91 X SL 85 1-1 L8 ③			B SI 90 B SI 90 C SI 89 X SI 89 2-1 1-H HR		C SI 92 B FF 93 C ST 82 B ST 83 S ST 82 2-3 K ②		D SL 87 C SL 85 X FF 97 1-1 G4-3 ③	5	1	2	2	0	1	2
1 Wilmer Difo, S (1, 5) OBP: 0.314, SLG: 0.333 25 Clint Robinson, L (10, 3) OBP: 0.304, SLG: 0.362		S SL 89 S CH 86 B CH 86 X SL 89 1-2 G3 ③		B CH 81 C SI 88 B CH 80 S CH 83 F SI 89 X CH 85 2-2 L3 ①		B SI 92 S CH 83 T SI 91 F CH 85 F SL 89 X SL 88 1-2 G5-3 ②		B SI 94 B SI 91 X SI 93 2-0 G4-3 ③		4 0	0 0	0 0	0 0	0 0	0 0	2 0
47 Gio González, R (1, 1) OBP: 0.146, SLG: 0.154 52 Yusmeiro Petit, R (6, 1) OBP: 0.167, SLG: 0.167 45 Blake Treinen, R (8, 1) 6 Anthony Rendon, R (8, 5) OBP: 0.354, SLG: 0.453			C SI 89 S SL 84 F SL 86 X SI 92 0-2 8 HBP 7 BB 20 FC4-6 1B	F SI 91 X CH 85 0-1 G6-3 ②		S SI 92 X SI 91 0-1 7 FC5-4 1B			C SI 92 X SI 92 0-1 F8 ①	3 0 0 1	1 0 0 0	2 0 0 0	0 0 0 0	0 0 0 0	0 0 0 0	0 0 0 0
Inning Stats	R: 0 E: 0 K: 1 S: 7 H: 0 LOB: 0 BB: 0 P: 8	R: 0 E: 0 K: 0 S: 13 H: 2 LOB: 2 BB: 0 P: 20	R: 4 E: 0 K: 0 S: 20 H: 3 LOB: 1 BB: 1 P: 27	R: 0 E: 0 K: 1 S: 10 H: 0 LOB: 0 BB: 0 P: 15	R: 0 E: 0 K: 2 S: 7 H: 0 LOB: 0 BB: 0 P: 12	R: 2 E: 0 K: 0 S: 13 H: 2 LOB: 1 BB: 1 P: 23	R: 0 E: 0 K: 2 S: 10 H: 0 LOB: 1 BB: 1 P: 16	R: 0 E: 0 K: 1 S: 6 H: 0 LOB: 0 BB: 0 P: 10	R: 0 E: 0 K: 3 S: 14 H: 0 LOB: 1 BB: 0 P: 20	R: 0 E: 0 K: 2 S: 13 H: 1 LOB: 1 BB: 0 P: 19	1B: 6 2B: 0 3B: 0 HR: 2	SF: 0 SAC: 0 DP: 0 HBP: 1					

PITCHER		IP	WLS	BF	H	R	ER	SO	BB	IBB	HBP	BLK	WP	HR	S	P	ERA	WHIP
60 Joel De La Cruz, R ERA: 4.47	(1, 1)	5.2		27	7	6	6	4	2	0	1	0	0	2	68	102	9.53	1.588
46 Ian Krol, L ERA: 2.75	(6, 1)	0.1		1	0	0	0	0	0	0	0	0	0	0	2	3	0.00	0.000
62 Mauricio Cabrera, R ERA: 2.84	(7, 1)	1.0		4	0	0	0	2	1	0	0	0	0	0	10	16	0.00	1.000
50 Chaz Roe, R ERA: 2.12	(8, 1)	1.0		3	0	0	0	1	0	0	0	0	0	0	6	10	0.00	0.000
53 Jim Johnson, R ERA: 3.5	(9, 1)	1.0		4	0	0	0	3	0	0	0	0	0	0	14	20	0.00	0.000

PITCHER		IP	WLS	BF	H	R	ER	SO	BB	IBB	HBP	BLK	WP	HR	S	P	ERA	WHIP
40 José Ramirez, R ERA: 4.8	(10, 1)	1.0	W	4	1	0	0	2	0	0	0	0	0	0	13	19	0.00	1.000

TOP

Washington Nationals @ Atlanta Braves

Turner Field, Atlanta, GA

Sun Aug 21 2016, 1:37 PM - 6:17 PM EDT
Att. 25,341 - Partly Cloudy - 87 F

livebaseballscorecards.com

AB	39
R	6
H	8
RBI	6
BB	3
SO	12
LOB	13

1B: 6	SF: 0	WP: 0	PA: 43
2B: 0	SAC: 0	PB: 1	
3B: 0	DP: 0	SB: 1	
HR: 2	HBP: 1	CS: 0	

Batter	1	2	3	4	5	6	7	8	9	10	AB	R	H	RBI	BB	SO	LOB
2 Dansby Swanson, R (1, 6) OBP: 0.294, SLG: 0.313	B FF 91 X SI 91 1-0 E6 13 G6-4-3		B SI 90 B CH 84 C SI 91 B SI 92 B SI 91 4-1 13 1B 22 E BB	S SI 92 X CH 86 0-1 ③ FC5-4 1-2f			B FF 88 C SL 86 X FF 90 1-1 ① P4	B SI 95 B SI 96 X SI 95 2-0 ③ G6-3 1-2			4	1	0	0	1	0	3
13 Adonis García, R (1, 5) OBP: 0.305, SLG: 0.391	1 SAFE B SI 90 S FF 92 B SI 91 S FF 92 F FF 92 X CH 85 2-2 ①② G6-4-3 1-2f		B SI 91 B FF 92 B SI 92 C FF 91 S FF 92 F FF 93 X FF 92 3-2 22 E 1-3 1B		B CH 83 C FF 92 F FF 91 S CU 79 1-3 ① K		X FF 86 0-0 ② G6-3		B SI 95 C SI 96 B SL 86 S SI 96 F SL 89 C SL 85 2-3 ① K		5	1	1	0	0	2	1
22 Nick Markakis, L (1, 3) OBP: 0.341, SLG: 0.390	S FF 92 F FF 92 B FF 92 B CH 86 X FF 93 2-2 ③ F7		F SI 91 B FF 93 X FF 91 1-1 E6 27 E 1-H 3-H 2B		B FF 89 C SI 91 F CH 86 F CU 79 C CU 78 1-3 ② K		C CH 82 C CU 78 B FF 90 B FF 91 X CH 82 3-2 ③ G4-3		F SL 87 B SI 95 X SI 96 1-1 ② G4-3		5	1	1	2	0	1	0
27 Matt Kemp, R (1, 7) OBP: 0.292, SLG: 0.479		X FF 90 0-0 8 BB 20 BB 1B	S FF 93 B CH 86 F FF 93 X FF 92 1-2 ① F8 3-H		F FF 93 S CH 86 B FF 91 B CU 79 F FF 92 X FF 93 2-2 ③ P3			B SL 84 F SL 84 X SL 86 1-1 HR	C SL 88 S B SL 88 S SI 96 1-3 ③ K		5	1	2	1	0	1	0
18 Jeff Francoeur, R (1, 9) OBP: 0.292, SLG: 0.384		S FF 92 S CU 79 B FF 92 D CU 79 B CH 87 F CH 85 S FF 93 3-3 ① K	X CH 84 0-0 ② G6-3			X CH 84 0-0 ① G5-3		C FF 89 F CU 75 B FF 91 X CU 77 1-2 20 SH 7 G6-4-3 1B		X SL 83 0-0 ① P3	5	1	1	0	0	1	1
20 Anthony Recker, R (1, 2) OBP: 0.385, SLG: 0.455		B SI 93 B SI 92 B CH 86 C FF 93 B SI 93 4-1 8 BB 1-2 BB	S CH 84 B SI 93 B CU 78 B SI 92 C FF 94 C SI 93 3-3 ③ K			C FF 92 B CU 79 X FF 91 1-1 8 E 2B		C SL 86 X SL 86 0-1 SH 7 G6-4-3 1-3		S FF 91 B SL 83 S SL 83 B SL 82 B SL 84 X SL 82 3-2 ② G6-3	3	1	1	0	1	1	0
8 Jace Peterson, L (1, 8) OBP: 0.348, SLG: 0.389 (9, 4)		C FF 93 C FF 92 B CU 79 D CU 79 B FF 92 B FF 93 4-2 1-2 2-3 BB		B CH 85 C FF 92 B FF 91 C FF 91 F SI 90 B CU 77 S FF 93 3-3 ① K		B FF 92 C FF 92 X SI 91 1-1 E4 2-H 1B		I IN 78 I IN 79 I IN 81 I IN 80 4-0 7 G6-4-3 IBB		B FF 93 F FF 93 B FF 93 F FF 94 B FF 94 X SL 85 3-2 HR	3	1	2	1	2	1	0
7 Gordon Beckham, R (1, 4) OBP: 0.301, SLG: 0.337 53 Jim Johnson, R (9, 1) 40 José Ramirez, R (10, 1)		F CH 86 F CH 85 B FF 91 S CU 79 1-3 ② K		B SI 91 F SF 92 C FF 92 B FF 93 X CH 87 2-2 2 FC5-4 1B		S FF 92 F SI 91 B CU 78 F CU 79 B FF 92 X FF 92 2-2 ② F8		X SI 96 0-0 ①② G6-4-3 1-2f 2-3 3-H			4 0 0	0 0 0	1 0 0	0 0 0	0 0 0	1 0 0	6 0 0
60 Joel De La Cruz, R (1, 1) OBP: 0.091, SLG: 0.091 46 Ian Krol, L (6, 1) 23 Chase d'Arnaud, R (6, PH) OBP: 0.318, SLG: 0.346 62 Mauricio Cabrera, R (7, 1) 50 Chaz Roe, R (8, 1) 11 Ender Inciarte, L (8, PH) OBP: 0.329, SLG: 0.355 (9, 8)		D CU 78 S SI 92 F SI 93 S CU 79 1-3 ③ K		L FF 90 B SI 91 M FF 91 M FF 90 1-3 ② K		1 SAFE D SL 84 F CH 85 F FF 88 S CU 77 1-3 ③ K2-3		I IN 80 I IN 80 I IN 79 I IN 79 4-0 2 DI IBB			2 0 1 0 0 0	0 0 0 0 0 0	0 0 0 0 0 1	0 0 0 0 0 0	2 0 1 0 0 0	4 0 1 0 0 0	
Inning Stats	R: 0 E: 1 K: 0 S: 8 H: 0 LOB: 0 BB: 0 P: 13	R: 0 E: 0 K: 3 S: 14 H: 1 LOB: 3 BB: 2 P: 27	R: 3 E: 2 K: 1 S: 14 H: 2 LOB: 0 BB: 1 P: 26	R: 0 E: 0 K: 2 S: 12 H: 1 LOB: 1 BB: 0 P: 18	R: 0 E: 0 K: 2 S: 11 H: 0 LOB: 0 BB: 0 P: 15	R: 1 E: 1 K: 1 S: 12 H: 2 LOB: 1 BB: 0 P: 17	R: 0 E: 0 K: 0 S: 6 H: 0 LOB: 0 BB: 0 P: 10	R: 2 E: 1 K: 0 S: 9 H: 2 LOB: 2 BB: 2 P: 21	R: 0 E: 0 K: 2 S: 9 H: 0 LOB: 0 BB: 0 P: 13	R: 1 E: 0 K: 0 S: 8 H: 1 LOB: 0 BB: 0 P: 14	1B: 5 2B: 2 3B: 0 HR: 2	SF: 0 SAC: 1 DP: 2 HBP: 0	WP: 0 PB: 0 SB: 0 CS: 0	PA: 43				

PITCHER		IP	WLS	BF	H	R	ER	SO	BB	IBB	HBP	BLK	WP	HR	S	P	ERA	WHIP
47 Gio González, L ERA: 4.3	(1, 1)	5.2		26	6	4	3	8	3	0	0	0	0	0	68	112	4.76	1.588
52 Yusmeiro Petit, R ERA: 3.27	(6, 1)	1.1	H	8	2	2	1	1	0	1	0	0	0	1	16	27	6.75	1.500
45 Blake Treinen, R ERA: 1.87	(8, 1)	2.0	B	6	0	0	0	2	0	1	0	0	0	0	11	21	0.00	0.000
27 Shawn Kelley, R ERA: 2.72	(10, 1)	0.2	L	3	1	1	1	0	0	0	0	0	0	1	8	14	13.50	1.500

PITCHER	IP	WLS	BF	H	R	ER	SO	BB	IBB	HBP	BLK	WP	HR	S	P	ERA	WHIP

BOTTOM

Washington Nationals @ Atlanta Braves

Turner Field, Atlanta, GA

Sun Aug 21 2016, 1:37 PM - 6:17 PM EDT
Att. 25,341 - Partly Cloudy - 87 F

livebaseballscorecards.com

AB	37
R	7
H	9
RBI	4
BB	5
SO	11
LOB	16

Washington Nationals @ Baltimore Orioles

Oriole Park at Camden Yards, Baltimore, MD

Mon Aug 22 2016, 7:09 PM - 9:38 PM EDT

Att. 31,660 - Partly Cloudy - 80 F

livebaseballscorecards.com

Batter	1	2	3	4	5	6	7	8	9	AB	R	H	RBI	BB	SO	LOB
7 Trea Turner, R (1, 8) OBP: 0.329, SLG: 0.517	C FF 94 B FF 94 B CU 77 S FF 94 F FF 94 B CH 86 F FF 93 B CH 86 4-2 28 S 20 1B BB	C CU 76 S CU 77 T FF 94 0-2 ③ K			F FF 90 X CU 75 0-1 ① G1-3		C SL 84 B SL 86 S FF 93 T FF 95 1-2 ② K		B SI 95 B SI 94 B SI 96 C SI 96 S SI 95 S SI 96 3-3 ③ K	4	1	0	0	1	3	1
28 Jayson Werth, R (1, 10) OBP: 0.342, SLG: 0.432	1 SAFE C FF 93 F FF 94 T FF 95 0-2 ① K 1-2		B CU 77 B CU 75 B FF 92 C FF 93 C FF 93 F FF 93 B FF 94 4-2 34 BB		B FF 91 B FF 90 S FF 91 B CH 85 S CH 84 F FF 92 C CU 77 3-3 ② K		C FF 94 B FF 95 B FF 94 X FF 94 2-1 ③ G5-3			3	0	0	0	1	2	1
20 Daniel Murphy, L (1, 4) OBP: 0.392, SLG: 0.610	B FF 94 F FF 95 X FF 95 1-1 40 HBP 2-H 1B		X FF 91 0-0 ① L8		C CH 83 B CH 85 B FF 93 B CH 83 B FF 92 4-1 BB			B SI 88 X SI 88 1-0 34 FC1-6 2B		3	0	2	1	1	0	1
34 Bryce Harper, L (1, 9) OBP: 0.385, SLG: 0.455	C CU 76 X FF 94 0-1 ② L9		B FF 93 B FF 93 B CH 84 B FF 92 4-0 40 G6-4-3 1-2 BB		B FF 92 B CH 84 C CH 83 X FF 92 2-1 ③ F7			X SL 78 0-0 ① FC1-6 11 WP 40 G6-4-3 2-3		3	0	0	0	1	0	3
40 Wilson Ramos, R (1, 2) OBP: 0.368, SLG: 0.522	B FF 94 F FF 94 S FF 94 B FF 94 B CH 86 H FF 94 4-2 1-2 HBP		X FF 92 0-0 ②③ G6-4-3 1-2f			B CU 75 B FF 92 F CH 83 X FF 91 2-1 ① F9		1 SAFE C FF 94 X SL 87 0-1 ② G6-4-3 1-2		3	0	0	0	0	0	3
6 Anthony Rendon, R (1, 5) OBP: 0.355, SLG: 0.459	B CH 86 X FF 93 1-0 ③ F8			C CU 75 X CH 84 0-1 HR		C FF 93 B FF 92 S FF 93 X FF 92 1-2 ② P4		S FF 95 B FF 95 B FF 94 B FF 94 B SL 87 4-1 11 WP BB		3	1	1	1	1	0	2
11 Ryan Zimmerman, R (1, 3) OBP: 0.289, SLG: 0.408		B FF 92 S FF 93 S FF 93 F FF 93 B FF 95 F CH 86 X CH 85 2-2 9 G3 2B		S FF 92 B FF 94 X FF 92 1-1 ① F9		C CU 76 X FF 92 0-1 ③ L7		C FF 94 B FS 89 F FF 96 B FF 95 F FF 96 F FF 96 S FS 89 2-3 ③ K 1-2 2-3		4	0	1	0	0	1	2
8 Danny Espinosa, S (1, 6) OBP: 0.317, SLG: 0.392		S FF 92 S CH 84 X FF 93 0-2 ① P5		B CU 76 B CU 76 F FF 92 S CH 83 S CH 84 2-3 ② K			B FF 94 C FF 92 B CH 83 S FF 93 F FF 96 B FF 96 X FF 95 3-2 HR		C SI 95 S SI 94 B SI 96 T SI 95 1-2 ① K	4	1	1	1	0	2	1
9 Ben Revere, L (1, 7) OBP: 0.259, SLG: 0.297 14 Chris Heisey, R (9, PH) OBP: 0.295, SLG: 0.462		C FF 92 C CU 75 X FF 93 0-2 ② G3 2-3		C CU 75 B CU 76 X FF 91 1-1 ③ L7			C FF 94 C FF 94 B CH 87 B FF 96 F FF 94 C FF 96 2-3 ① K		X SI 95 0-0 ② G5-3	3 1	0 0	0 0	0 0	0 0	1 0	1 0
Inning Stats	R: 1 E: 0 K: 1 S: 14 H: 1 LOB: 2 BB: 1 P: 24	R: 0 E: 0 K: 1 S: 14 H: 1 LOB: 1 BB: 0 P: 16	R: 0 E: 0 K: 0 S: 5 H: 0 LOB: 1 BB: 2 P: 13	R: 1 E: 0 K: 1 S: 9 H: 1 LOB: 0 BB: 0 P: 13	R: 0 E: 0 K: 1 S: 9 H: 0 LOB: 1 BB: 1 P: 18	R: 0 E: 0 K: 0 S: 7 H: 0 LOB: 0 BB: 0 P: 10	R: 1 E: 0 K: 2 S: 13 H: 1 LOB: 0 BB: 0 P: 21	R: 0 E: 0 K: 1 S: 10 H: 1 LOB: 2 BB: 1 P: 17	R: 0 E: 0 K: 2 S: 7 H: 0 LOB: 0 BB: 0 P: 11	1B: 1 2B: 2 3B: 0 HR: 2 SF: 0 SAC: 0 DP: 1 HBP: 1						

TOP

AB	31
R	3
H	5
RBI	3
BB	5
SO	9
LOB	15

WP: 1 PA: 37
PB: 0
SB: 1
CS: 0

PITCHER		IP	WLS	BF	H	R	ER	SO	BB	IBB	HBP	BLK	WP	HR	S	P	ERA	WHIP
37 Dylan Bundy, R ERA: 3.33	(1, 1)	6.0	W	25	3	2	2	4	4	0	1	0	0	1	58	94	3.00	1.167
60 Mychal Givens, R ERA: 3.1	(7, 1)	1.0	H	4	1	1	1	2	0	0	0	0	0	1	13	21	9.00	1.000
58 Donnie Hart, L ERA:	(8, 1)	0.1	H	2	1	0	0	0	0	0	0	0	0	0	2	3	0.00	3.000
35 Brad Brach, R ERA: 1.57	(8, 1)	0.2	H	3	0	0	0	1	1	0	0	0	1	0	8	14	0.00	1.500
53 Zack Britton, L ERA: 0.53	(9, 1)	1.0	S	3	0	0	0	2	0	0	0	0	0	0	7	11	0.00	0.000

PITCHER		IP	WLS	BF	H	R	ER	SO	BB	IBB	HBP	BLK	WP	HR	S	P	ERA	WHIP

BOTTOM

Washington Nationals @ Baltimore Orioles

Oriole Park at Camden Yards, Baltimore, MD

Mon Aug 22 2016, 7:09 PM - 9:38 PM EDT

Att. 31,660 - Partly Cloudy - 80 F

livebaseballscorecards.com

Batter	1	2	3	4	5	6	7	8	9	AB	R	H	RBI	BB	SO	LOB
10 Adam Jones, R (1, 8) OBP: 0.314, SLG: 0.455	B SI 92 F FF 91 F SL 83 S FF 93 1-3 ① K		X SL 84 0-0 ② G5-3		F SL 81 S SL 83 S FF 92 0-3 ① K		F FF 92 B FF 92 B SL 82 X SL 81 2-1 ③ G5-3			4	0	0	0	0	2	1
25 Hyun Soo Kim, L (1, 7) OBP: 0.397, SLG: 0.432	B FF 93 C FF 91 C FF 93 T FF 93 1-2 ② K		C FF 92 C FF 92 X SI 93 0-2 ③ G5-3		C FF 91 B FF 91 S FF 91 B FF 91 F FF 91 X CU 77 2-2 ② F9			B FF 96 B SI 95 F SI 96 B SI 96 B FF 94 4-1 13 G6-3 BB		3	0	0	0	1	1	1
13 Manny Machado, R (1, 5) OBP: 0.357, SLG: 0.553	B SL 82 X FF 91 1-0 ③ F8			C FF 91 B SL 80 X SL 81 1-1 19 2B 2B	X FF 92 0-0 ③ F9			C SI 96 X SI 96 0-1 ①② G6-3 1-2f		4	1	1	0	0	0	2
19 Chris Davis, L (1, 3) OBP: 0.338, SLG: 0.465		C FF 91 B FF 90 C CU 73 B FF 91 B CU 73 C CU 75 3-3 ① K		B FF 91 S FF 90 X FF 90 1-1 45 HR 2-H 2B		B CU 74 B CH 82 B FF 90 B FF 91 4-0 BB		B FF 96 B CU 78 B SI 96 C FF 95 C SL 87 S SL 88 3-3 ③ K		3	1	1	1	1	2	0
45 Mark Trumbo, R (1, 9) OBP: 0.311, SLG: 0.540		F FF 91 B FF 93 B FF 92 C SL 83 B SL 81 B FF 92 4-2 BB		F FF 93 X FF 92 0-1 2-H HR		D SL 82 C SL 82 X SL 82 1-1 ① F8				2	1	1	2	1	0	1
24 Pedro Alvarez, L (1, 10) OBP: 0.314, SLG: 0.519		C FF 91 B FF 92 F CU 76 B FF 92 S FF 91 2-3 ② K		C CU 76 F FF 92 B CU 75 S CH 83 1-3 ① K		B FF 90 C CU 75 B CH 84 B FF 90 F FF 90 X CU 76 3-2 ② F8				3	0	0	0	0	2	2
32 Matt Wieters, S (1, 2) OBP: 0.292, SLG: 0.378		X FF 92 0-0 ③ P5		X FF 91 0-0 ② P2		B CH 84 S FF 90 X CH 85 1-1 ③ G4-3				3	0	0	0	0	0	2
6 Jonathan Schoop, R (1, 4) OBP: 0.315, SLG: 0.483			B FF 91 F SI 90 X FF 91 1-1 HR	S FF 92 B SL 84 F SL 82 B CH 85 F FF 92 B CH 86 F FF 92 F FF 91 S SL 84 3-3 ③ K			B FF 91 X FF 89 1-0 ① P3			3	1	1	1	0	1	0
2 J.J. Hardy, R (1, 6) OBP: 0.312, SLG: 0.420			C FF 92 S SL 82 B SL 81 B FF 92 C FF 92 2-3 ① K		C FF 91 B FF 90 B FF 90 F FF 89 B SL 83 X FF 92 3-2 1B		B SL 83 C FF 91 F FF 91 F FF 91 B CU 76 F FF 91 B CH 86 X FF 92 3-2 ② F7			3	0	1	0	0	1	0
Inning Stats	R: 0 E: 0 K: 2 S: 7 H: 0 LOB: 0 BB: 0 P: 10	R: 0 E: 0 K: 2 S: 9 H: 0 LOB: 1 BB: 1 P: 18	R: 1 E: 0 K: 1 S: 9 H: 1 LOB: 0 BB: 0 P: 12	R: 3 E: 0 K: 2 S: 16 H: 3 LOB: 0 BB: 0 P: 22	R: 0 E: 0 K: 1 S: 11 H: 1 LOB: 1 BB: 0 P: 16	R: 0 E: 0 K: 0 S: 7 H: 0 LOB: 1 BB: 1 P: 16	R: 0 E: 0 K: 0 S: 8 H: 0 LOB: 0 BB: 0 P: 14	R: 0 E: 0 K: 1 S: 6 H: 0 LOB: 0 BB: 1 P: 13		1B: 1 2B: 2 3B: 0 HR: 2 SF: 0 SAC: 0 DP: 1 HBP: 0				WP: 0 PB: 0 SB: 0 CS: 0 PA: 31		

	AB	28
	R	4
	H	5
	RBI	4
	BB	3
	SO	9
	LOB	9

PITCHER		IP	WLS	BF	H	R	ER	SO	BB	IBB	HBP	BLK	WP	HR	S	P	ERA	WHIP
22 A.J. Cole, R ERA: 5.14	(1, 1)	7.0	L	28	5	4	4	8	2	0	0	0	0	2	67	108	5.14	1.000
32 Koda Glover, R ERA: 4.76	(8, 1)	1.0		3	0	0	0	1	1	0	0	0	0	0	6	13	0.00	1.000

PITCHER	IP	WLS	BF	H	R	ER	SO	BB	IBB	HBP	BLK	WP	HR	S	P	ERA	WHIP

Washington Nationals @ Baltimore Orioles

Oriole Park at Camden Yards, Baltimore, MD

Tue Aug 23 2016, 7:08 PM - 10:19 PM EDT

Att. 26,697 - Clear - 78 F

TOP

livebaseballscorecards.com

Batter	1	2	3	4	5	6	7	8	9	AB	R	H	RBI	BB	SO	LOB
7 Trea Turner, R (1, 8) OBP: 0.346, SLG: 0.536	C FF 92 B SL 76 F SL 75 X FF 94 1-2 28 CS 1B		B SL 76 B FF 92 X FF 93 2-0 28 CS 1B		B FF 93 F FF 94 X FF 96 1-1 2B		B SI 89 B SL 86 X SL 87 2-0 28 G5-4-3 1-2 1B			4	0	4	0	0	0	0
28 Jayson Werth, R (1, 7) OBP: 0.343, SLG: 0.430	B FF 93 1 SAFE C FF 92 B FF 93 B FS 84 B FF 93 4-1 ① 34 1B 1-2 BB		B FF 94 B FF 94 C FF 94 B FF 95 C FF 94 B FF 97 4-2 ② 1-2 BB		B FF 95 B FF 93 C FF 94 C FF 94 F FF 96 B FF 96 F FF 96 F SL 79 F FF 96 3-2 ③ X FF 97 G6-3		B SI 90 B FF 90 C SI 89 X SI 88 2-1 ②③ G5-4-3 1-2f			2	0	0	0	2	0	3
20 Daniel Murphy, L (1, 4) OBP: 0.388, SLG: 0.604	C FF 94 B FS 83 B FF 94 D CH 84 X FF 92 3-1 ② F7		F FF 92 S FF 93 B FF 95 F FF 95 F FF 95 F FS 84 X FS 85 1-2 ③ G4-3			B SL 76 B SL 76 C FF 93 B FF 94 C FF 92 X FS 82 3-2 ① G4-3		B SI 88 F SI 88 T SL 88 F SI 91 B FF 91 S FC 89 2-3 ① K		4	0	0	0	0	1	2
34 Bryce Harper, L (1, 9) OBP: 0.386, SLG: 0.455	T FF 92 F FF 94 B FS 84 B FS 85 X FF 94 2-2 1-3 1B			C FF 92 B FS 84 B CH 83 X FF 95 2-1 ① P5		F FS 82 F FS 84 F FS 85 X FF 96 0-2 1B		B FF 85 F SI 90 X SL 86 1-1 ② G3		4	0	2	0	0	0	0
6 Anthony Rendon, R (1, 5) OBP: 0.354, SLG: 0.457	C FF 94 F FF 96 F FF 97 1 SAFE B FF 96 B FF 94 1 SAFE F FS 83 B FF 96 3-2 ③ X SL 79 F9			C FF 92 C FF 96 B FF 95 B SL 79 F FS 84 B FF 95 X FF 96 3-2 1B		C FF 94 D SL 78 X FF 93 1-1 ② F8		X SL 87 0-0 ③ F7		4	0	1	0	0	0	3
40 Wilson Ramos, R (1, 2) OBP: 0.365, SLG: 0.517		C SL 75 C FF 92 F FF 93 F FF 94 X FF 94 0-2 ① G6-3		B FF 92 B FF 92 X FF 91 2-0 ② P3		X FF 94 0-0 ③ L9			B SL 86 F SI 89 X SI 88 1-1 ① G6-3	4	0	0	0	0	0	2
11 Ryan Zimmerman, R (1, 3) OBP: 0.289, SLG: 0.406		C FF 92 C FF 92 X SL 78 0-2 ② G6-3		X FF 94 0-0 ③ F9			C SI 88 X SL 87 0-1 25 1B 8 1B 1B		B KC 76 B SI 90 X SI 89 2-0 ② F8	4	1	1	0	0	0	1
25 Clint Robinson, L (1, 10) OBP: 0.303, SLG: 0.359		C SL 75 B FF 94 T FF 94 S FF 95 1-3 ③ K			C FS 81 X FF 93 0-1 ① G5-3		D SI 89 X SI 89 1-0 8 1B 1-2 1B		C SI 91 B SI 88 C KC 76 B SI 90 X SI 90 2-2 ③ F7	4	0	1	0	0	1	0
8 Danny Espinosa, S (1, 6) OBP: 0.317, SLG: 0.392			B FF 90 B SL 76 B FF 91 C FF 91 X FF 92 3-1 ① F9		C FF 93 B SL 74 B SL 76 B FS 82 S FF 93 S FF 94 3-3 ② K		D KC 75 X SL 86 1-0 ① 7 1B 1-3 2-H 1B			3	0	1	1	0	1	0
Inning Stats	R: 0 H: 2 E: 0 LOB: 2 K: 0 BB: 1 S: 14 P: 27	R: 0 H: 0 E: 0 LOB: 0 K: 1 BB: 0 S: 11 P: 12	R: 0 H: 1 E: 0 LOB: 1 K: 0 BB: 1 S: 11 P: 21	R: 0 H: 1 E: 0 LOB: 1 K: 0 BB: 0 S: 8 P: 15	R: 0 H: 1 E: 0 LOB: 1 K: 1 BB: 0 S: 14 P: 21	R: 0 H: 1 E: 0 LOB: 1 K: 0 BB: 0 S: 10 P: 14	R: 1 H: 4 E: 0 LOB: 1 K: 0 BB: 0 S: 7 P: 13	R: 0 H: 0 E: 0 LOB: 0 K: 1 BB: 0 S: 7 P: 10	R: 0 H: 0 E: 0 LOB: 0 K: 0 BB: 0 S: 6 P: 11	1B: 9 SF: 0 2B: 1 SAC: 0 3B: 0 DP: 1 HR: 0 HBP: 0						

	AB	33
	R	1
	H	10
	RBI	1
	BB	2
	SO	3
	LOB	11

WP: 0 PA: 35
PB: 0
SB: 0
CS: 2

PITCHER		IP	WLS	BF	H	R	ER	SO	BB	IBB	HBP	BLK	WP	HR	S	P	ERA	WHIP
39 Kevin Gausman, R ERA: 3.92	(1, 1)	6.0	W	24	6	0	0	2	2	0	0	0	0	0	68	110	0.00	1.333
48 Vance Worley, R ERA: 3.19	(7, 1)	3.0	S	11	4	1	1	1	0	0	0	0	0	0	20	34	3.00	1.333

PITCHER	IP	WLS	BF	H	R	ER	SO	BB	IBB	HBP	BLK	WP	HR	S	P	ERA	WHIP

BOTTOM

Washington Nationals @ Baltimore Orioles

Oriole Park at Camden Yards, Baltimore, MD

Tue Aug 23 2016, 7:08 PM - 10:19 PM EDT

Att. 26,697 - Clear - 78 F

livebaseballscorecards.com

Batter	1	2	3	4	5	6	7	8	9	AB	R	H	RBI	BB	SO	LOB
10 Adam Jones, R (1, 8) OBP: 0.318, SLG: 0.459	B FF 93 F FF 94 B FF 94 S CU 75 B FF 95 F FF 95 F CH 84 X FF 95 3-2 19 FC3-6 28 BB 45 1B 1B	B FF 95 S CU 78 F FF 96 X CU 78 1-2 3-H 1B	C FF 87 S SL 84 F FF 89 D CU 75 B FF 91 X FF 90 2-2 1-2 2-3 1B			B SL 85 X SL 82 1-0 13 1B 1B	B SL 85 C FF 88 S CU 77 S FF 89 1-3 K ③			5	1	4	1	0	1	2
28 Steve Pearce, R (1, 7) OBP: 0.379, SLG: 0.502 3 Ryan Flaherty, L (9, 9) OBP: 0.299, SLG: 0.322	B FF 94 B FF 94 B FF 94 B FF 95 4-0 19 FC3-6 1-2 BB	C CU 78 C CU 78 F CU 79 B FF 97 B FF 96 X CU 77 2-2 F7 ③	C FF 89 F SL 86 X FF 89 0-2 G3 ③			C FF 91 F FF 91 F SL 85 T FF 90 0-2 K ②		C SL 84 B CU 76 X SL 85 1-1 F8 ①		4 0	0 0	0 0	0 0	1 0	1 0	5 0
13 Manny Machado, R (1, 5) OBP: 0.356, SLG: 0.549	S CU 76 B FF 95 C FF 96 D CH 86 S FF 97 2-3 K ①		B FF 91 C FF 93 S CU 77 B CU 80 T CU 79 2-2 K ①	S SL 83 B FF 88 F FF 88 B FF 91 X SL 86 2-2 F8 ①		F FF 91 X SL 85 0-1 1-2 1B		X CU 75 0-0 P4 ②		5	0	1	0	0	2	2
19 Chris Davis, L (1, 3) OBP: 0.338, SLG: 0.471	B FF 96 C CU 77 X FF 96 1-1 FC3-6 45 1B 1-2f 2-3 ②		B CU 77 S FF 95 C FF 95 B CU 80 B FF 96 X FF 96 3-2 45 1B 6 2B 1B	X SL 87 0-0 F8 ②		B FF 90 F SL 78 S SL 79 S SL 79 1-3 K ③		B CH 80 X FF 88 1-0 HR		5	2	2	1	0	1	4
45 Mark Trumbo, R (1, 9) OBP: 0.312, SLG: 0.538 14 Nolan Reimold, R (9, 7) OBP: 0.303, SLG: 0.377	C FF 95 B CU 78 C FF 97 X CU 80 1-2 1-3 3-H 1B ③		C FF 95 F FF 95 B FF 96 X CU 79 1-2 6 2B 2 E 1-2 1B	C FF 90 B FF 90 X SL 84 1-1 F9 ③			B SL 78 B FF 92 C FF 90 B FF 91 F FF 91 X SI 90 3-2 G5-3 ①	F FF 88 F FF 89 S CU 76 0-3 K ③		5 0	1 0	2 0	1 0	0 0	1 0	0 0
6 Jonathan Schoop, R (1, 4) OBP: 0.315, SLG: 0.483		X FF 94 0-0 G4-3 ①	C FF 95 B FF 95 B FF 96 S CU 78 F FF 96 X CU 80 2-2 2 E 1-3 2-H 2B		C SL 82 X SL 82 0-1 L5 ①		S FF 91 F SL 79 B FF 92 B SL 79 S FF 91 2-3 K ②			4	1	1	1	0	1	0
24 Pedro Alvarez, L (1, 10) OBP: 0.320, SLG: 0.522		B FF 94 B CU 77 F FF 94 B CH 86 B FF 94 4-1 32 2B BB	D FF 95 B CU 76 S FF 94 B FF 95 F FF 95 B FF 96 4-2 10 1B 2 E BB		C FF 89 X SL 87 0-1 G4-3 ②		C SL 79 B SL 78 F SI 90 X SL 79 1-2 32 1B 2B			2	2	1	0	2	0	0
32 Matt Wieters, S (1, 2) OBP: 0.294, SLG: 0.382		L CH 84 L FF 95 X CH 86 0-2 2 G1-3 10 1B 1-H 2B	S FF 96 F FF 97 B FF 97 X FF 97 1-2 F7 ②		X CU 71 0-0 G3 ③		F FF 91 B SI 91 X FF 91 1-1 2 BB 2-H 1B			4	1	2	2	0	0	3
2 J.J. Hardy, R (1, 6) OBP: 0.311, SLG: 0.416		B FF 96 B FF 94 F FF 94 C CH 86 X FF 96 2-2 G1-3 2-3 ②	C CU 78 B FF 97 X FF 97 1-1 E4 10 1B 1-2 2-H 3-H			C FF 88 B FF 88 C FF 90 F CU 75 S SL 87 1-3 K ①	B SL 79 B SI 90 B FF 90 C FF 91 B SI 91 4-1 1-2 BB			3	0	0	0	1	1	2
Inning Stats	R: 1 E: 0 K: 1 S: 13 H: 2 LOB: 2 BB: 1 P: 24	R: 2 E: 0 K: 0 S: 15 H: 2 LOB: 1 BB: 1 P: 24	R: 3 E: 1 K: 1 S: 27 H: 4 LOB: 3 BB: 1 P: 43	R: 0 E: 0 K: 0 S: 6 H: 0 LOB: 0 BB: 0 P: 9	R: 0 E: 0 K: 0 S: 5 H: 0 LOB: 0 BB: 0 P: 5	R: 0 E: 0 K: 3 S: 14 H: 2 LOB: 2 BB: 1 P: 27	R: 1 E: 0 K: 2 S: 15 H: 2 LOB: 2 BB: 0 P: 17	R: 1 E: 0 K: 1 S: 7 H: 1 LOB: 0 BB: 0 P: 9		1B: 9 2B: 3 3B: 0 HR: 1 SF: 0 SAC: 0 DP: 0 HBP: 0			WP: 0 PB: 0 SB: 0 CS: 0 PA: 41	

	AB	37
	R	8
	H	13
	RBI	6
	BB	4
	SO	8
	LOB	18

PITCHER		IP	WLS	BF	H	R	ER	SO	BB	IBB	HBP	BLK	WP	HR	S	P	ERA	WHIP
49 Reynaldo López, R ERA: 5.33	(1, 1)	2.2	L	18	7	6	4	2	3	0	0	0	0	0	48	82	13.50	3.750
18 Matt Belisle, R ERA: 1.89	(3, 1)	3.0		12	3	0	0	2	0	0	0	0	0	0	29	36	0.00	1.000
46 Oliver Pérez, L ERA: 5.71	(6, 1)	1.0		6	2	1	1	2	1	0	0	0	0	0	15	27	9.00	3.000
52 Yusmeiro Petit, R ERA: 3.36	(7, 1)	1.1		5	1	1	1	2	0	0	0	0	0	1	10	13	6.75	0.750

PITCHER	IP	WLS	BF	H	R	ER	SO	BB	IBB	HBP	BLK	WP	HR	S	P	ERA	WHIP

Batter	1	2	3	4	5	6	7	8	9	AB	R	H	RBI	BB	SO	LOB
10 Adam Jones, R (1, 8) OBP: 0.316, SLG: 0.455	B SI 92 F SI 92 B SI 93 X SI 92 2-1 ① F8	B FF 91 F CU 75 X SI 91 1-1 E5 13 1B 1B	F CU 77 X SI 92 0-1 ③ G4-3		B SI 92 S SL 86 X SI 93 1-1 ③ G6-3			B SI 96 C SL 86 F SL 88 B SL 88 X SI 97 2-2 ① F8	X SL 84 0-0 ① F8	6	1	1	0	0	0	3
25 Hyun Soo Kim, L (1, 7) OBP: 0.395, SLG: 0.433	C SI 92 B SI 92 B CU 79 B CU 76 C SI 92 X SI 92 3-2 13 HR 1B	C SI 91 F CU 76 B SL 82 S SI 92 1-3 ① K	F CU 76 B SI 90 B CH 84 C SI 92 X CU 77 2-2 ① L7			C SI 98 C SL 87 B SI 97 S SL 89 1-3 ① K		C SL 86 X FF 96 0-1 13 1B 2B	C FF 87 B SL 86 B CH 80 B FF 88 C FF 87 F FF 89 X FF 88 3-2 ② F7	6	2	2	0	0	2	1
13 Manny Machado, R (1, 5) OBP: 0.359, SLG: 0.557	B SL 85 B SL 82 X SI 92 2-0 1-H HR	X SI 92 0-0 2-H 45 HBP 1B		F SI 92 B SI 91 X SI 94 1-1 ② G5-3		C SL 89 X SL 88 0-1 19 E 19 FC6 1B		B SI 95 F SL 87 X SI 96 1-1 45 BB 6 1B 2-H 1B	B FF 88 B FF 89 C SL 85 B FF 89 X FF 89 3-1 ③ P5	6	2	4	4	0	0	0
19 Chris Davis, L (1, 3) OBP: 0.339, SLG: 0.472	B SI 93 B CU 76 C CU 76 B SI 93 X CU 76 3-1 6 HBP 32 HBP 2B	S CH 84 B SI 90 C CH 84 B SI 91 B SI 93 1 SAFE F CH 84 S SI 92 3-3 ② K		B CU 78 B CU 77 B SI 93 B SI 92 4-0 BB		B CU 79 X SI 96 1-0 FC6 1-3		C SL 86 C SL 84 F SL 85 B SI 96 F SI 95 F SL 85 S CH 87 1-3 ② K		4	1	1	0	1	2	3
45 Mark Trumbo, R (1, 9) OBP: 0.314, SLG: 0.536 14 Nolan Reimold, R (8, 9) OBP: 0.303, SLG: 0.377	B SI 92 F SI 92 B SI 92 B SL 86 B SI 94 4-1 32 HBP 6 HBP 2 SF8 BB	B SL 86 S SL 86 H SI 91 2-1 1-2 HBP		B CH 85 B SI 93 S SL 85 B SL 86 S CU 86 X SI 93 3-2 ③ L8		C SL 91 C SI 97 F SL 90 S SL 90 0-3 ② K		B SL 86 D SI 95 B SI 96 4-0 6 1B 32 HR 1-2 BB		2 0	2 0	0 0	0 0	2 0	1 0	3 0
6 Jonathan Schoop, R (1, 4) OBP: 0.317, SLG: 0.482	B SL 86 C SI 93 C SI 92 B SI 91 F CH 86 H SI 93 3-2 2 SF8 32 HBP 1-2 2-3 HBP	B SI 93 B SI 91 S SL 86 F SI 93 S CH 84 2-3 ③ K			B CH 83 B CH 83 B SI 92 B SI 91 4-0 32 2B BB	X SI 97 0-0 ③ F8		X SI 96 0-0 1-2 2-H 32 HR 1B		3	1	1	1	1	1	4
32 Matt Wieters, S (1, 2) OBP: 0.298, SLG: 0.396	H FF 93 1-0 2 SF8 1-2 2-3 3-H HBP		C CH 83 B SI 91 F CU 77 B SI 91 X SI 92 2-2 ① L9		B SI 90 B SI 92 C SI 91 F SI 91 X SI 92 2-2 1-3 2B		B SI 96 C SL 89 B SL 89 F SI 97 S SL 90 2-3 ① K	X SL 86 0-0 1-H 2-H HR		4	1	2	4	0	1	0
2 J.J. Hardy, R (1, 6) OBP: 0.309, SLG: 0.411	C SI 92 F SI 92 B SI 93 X SL 83 1-2 ② SF8 1-2 2-3 3-H	C SI 91 X CU 77 0-1 ② G5-3			B SL 85 X SL 85 1-0 ① G5-3		C SI 98 F SL 89 X CU 80 0-2 ② F7	C SI 95 B SI 96 B SI 95 B SI 96 B SI 95 4-1 BB		3	0	0	1	1	0	2
38 Wade Miley, L (1, 1) OBP: 0.182, SLG: 0.182 60 Mychal Givens, R (6, 1) 58 Donnie Hart, L (7, 1) 24 Pedro Alvarez, L (8, PH) OBP: 0.319, SLG: 0.520 68 Parker Bridwell, R (8, 1) 53 Zack Britton, L (9, 1)	F SI 92 B SI 92 B SI 93 F SI 92 X SI 92 2-2 ③ G6-3	C SI 90 B SI 91 X CU 77 1-1 1B			C SI 91 F SI 91 B SI 90 F SL 86 S SI 93 1-3 ② K		X SI 97 0-0 ③ G3	X CH 79 0-0 ③ G4-3		3 1 0 1 0 0	0 0 0 0 0 0	1 0 0 0 0 0	0 0 0 0 0 0	1 0 0 0 0 0	4 0 0 1 0 0	0 0 0 1 0 0
Inning Stats	R: 4 E: 0 K: 0 S: 18 H: 3 LOB: 2 BB: 1 P: 39	R: 1 E: 1 K: 3 S: 14 H: 2 LOB: 2 BB: 0 P: 23	R: 0 E: 0 K: 0 S: 9 H: 1 LOB: 1 BB: 0 P: 12	R: 0 E: 0 K: 0 S: 8 H: 0 LOB: 1 BB: 1 P: 18	R: 0 E: 0 K: 1 S: 10 H: 1 LOB: 2 BB: 1 P: 19	R: 0 E: 1 K: 2 S: 11 H: 1 LOB: 2 BB: 0 P: 13	R: 0 E: 0 K: 1 S: 7 H: 0 LOB: 0 BB: 0 P: 9	R: 5 E: 0 K: 1 S: 17 H: 4 LOB: 1 BB: 2 P: 29	R: 0 E: 0 K: 0 S: 7 H: 0 LOB: 0 BB: 0 P: 13	1B: 7 2B: 3 3B: 0 HR: 2 SF: 1 SAC: 0 DP: 0 HBP: 3						

PITCHER		IP	WLS	BF	H	R	ER	SO	BB	IBB	HBP	BLK	WP	HR	S	P	ERA	WHIP
57 Tanner Roark, R ERA: 2.99	(1, 1)	5.0	L	28	7	5	4	4	3	0	3	0	0	1	59	111	7.20	2.000
32 Koda Glover, R ERA: 3.52	(6, 1)	2.0		8	1	0	0	3	0	0	0	0	0	0	18	22	0.00	0.500
45 Blake Treinen, R ERA: 2.68	(8, 1)	0.2		8	4	5	5	1	2	0	0	0	0	1	16	28	67.50	9.000
52 Yusmeiro Petit, R ERA: 3.28	(8, 1)	1.1		4	0	0	0	0	0	0	0	0	0	0	8	14	0.00	0.000

PITCHER	IP	WLS	BF	H	R	ER	SO	BB	IBB	HBP	BLK	WP	HR	S	P	ERA	WHIP

TOP

Baltimore Orioles @ Washington Nationals

Nationals Park, Washington, DC

Wed Aug 24 2016, 7:07 PM - 10:35 PM EDT

Att. 39,100 - Partly Cloudy - 80 F

livebaseballscorecards.com

AB	39
R	10
H	12
RBI	10
BB	5
SO	8
LOB	21

WP: 0	PA: 48
PB: 0	
SB: 0	
CS: 0	

Batter	1	2	3	4	5	6	7	8	9	AB	R	H	RBI	BB	SO	LOB
7 Trea Turner, R (1, 8) OBP: 0.359, SLG: 0.544	B SI 88 B FF 90 F FF 90 X CH 83 2-1 20 FC3-6 6 2B 28 HBP 1B		X SL 82 0-0 28 BB 1B		B CU 77 F CU 77 F SL 81 B SI 92 B CU 73 X SL 82 3-2 1B		X SL 86 0-0 20 1B 2-3 1B		C FF 92 S CH 84 S CH 83 0-3 ① K	5	1	4	0	0	1	2
28 Jayson Werth, R (1, 7) OBP: 0.346, SLG: 0.428	1 SAFE H FF 89 1-0 20 FC3-6 1-2 HBP		B FF 90 B SI 89 D SL 81 C FF 91 B SI 90 4-1 20 G6-4-3 1-2 BB		1 SAFE B FF 90 C FF 90 S SI 91 1 SAFE F CU 75 B FF 90 X SI 92 2-2 ③ P3		1 SAFE X FF 96 0-0 ② P3		C FF 92 B FF 93 F FF 92 B FF 92 B CH 84 D FF 92 4-2 20 HR 1-2 2-3 BB	2	1	0	0	2	0	3
20 Daniel Murphy, L (1, 4) OBP: 0.391, SLG: 0.611	C FF 91 F SI 90 B FF 91 X SL 82 1-2 FC3-6 ① 6 2B 1-2f 2-3		X SL 85 0-0 ② G6-4-3 ③ 1-2f			X SL 82 0-0 34 1B 1B	1 SAFE C SL 79 B SI 87 B SI 89 X SI 89 2-1 1-3 3-H 1B		B CH 84 B FC 91 X FC 89 2-0 1-H 2-H 3-H HR	5	1	3	5	0	0	4
34 Bryce Harper, L (1, 9) OBP: 0.386, SLG: 0.455	F SL 83 S SL 82 C FF 91 0-3 ② K			C CU 77 F SL 82 F FF 90 B SL 82 S SL 82 1-3 ① K		B FF 89 B FF 90 B SL 84 C FF 90 X SL 83 3-1 1-3 1B	S SL 79 T SL 77 D SL 77 F SL 78 D SL 78 D SL 76 F SL 78 S SL 79 3-3 ③ K		B SL 82 C SI 94 B SI 95 X SI 95 2-1 6 2B 1B	5	1	2	0	0	3	4
6 Anthony Rendon, R (1, 5) OBP: 0.355, SLG: 0.461	B SI 90 F FF 90 B FF 92 T SL 83 F SL 82 F SI 92 F CU 78 X SL 84 2-2 ③ 1-H 3-H 2B			C CU 76 C CU 79 B SI 91 F SI 92 B SL 82 B SI 92 F SL 81 F SL 81 F SI 92 3-2 F CU 76 X SL 81 G5-3 ②		F FF 94 B FF 96 S FF 95 B FF 94 S FF 96 2-3 ① K		B FF 92 C FF 92 B CH 84 F FF 91 B CU 82 F FF 92 X FF 92 3-2 ① F8	X SI 96 0-0 1-H 2B	5	0	2	2	0	1	2
40 Wilson Ramos, R (1, 2) OBP: 0.360, SLG: 0.510		B CU 76 C FF 90 B FF 91 B FF 92 C SL 84 S SL 83 3-3 ① K		F SL 81 B SI 92 B SI 91 F SL 80 S CU 74 2-3 ③ K		S SL 88 F SL 87 X FF 96 0-2 ② P4		C CU 80 X FF 94 0-1 ② F8	B SI 96 S SI 96 X FF 95 1-1 FC1 11 G4-6-3	5	0	0	0	0	2	3
11 Ryan Zimmerman, R (1, 3) OBP: 0.285, SLG: 0.399		C FF 91 B FF 90 S SL 85 F SI 91 X CU 76 1-2 ② G6-3			B CH 82 B FF 90 X SL 81 2-0 ① G6-3	C FF 96 F FF 96 S FF 96 0-3 ③ K		C FF 93 B CH 85 B CH 84 F FF 92 X FF 94 2-2 ③ F9	X FF 96 0-0 ②③ G4-6-3 1-2f	5	0	0	0	0	1	4
8 Danny Espinosa, S (1, 6) OBP: 0.318, SLG: 0.400		B CU 78 F CH 83 F SL 84 X FF 91 1-2 ③ F8			B CU 74 L CU 76 B CH 83 X SL 81 2-1 HR		B FF 94 C SL 85 B FF 96 F SL 86 S CH 86 2-3 ① K		F FF 93 B SL 91 S CH 84 X CH 84 1-2 28 BB 25 1B 20 HR 1B	4	2	2	1	0	1	0
57 Tanner Roark, R (1, 1) OBP: 0.151, SLG: 0.115 1 Wilmer Difo, S (5, PH) OBP: 0.306, SLG: 0.324 32 Koda Glover, R (6, 1) 9 Ben Revere, L (7, PH) OBP: 0.261, SLG: 0.302 45 Blake Treinen, R (8, 1) 52 Yusmeiro Petit, R (8, 1) OBP: 0.167, SLG: 0.167 25 Clint Robinson, L (9, PH) OBP: 0.307, SLG: 0.364			B FF 90 C FF 89 F SI 90 S CU 76 1-3 ① K		C CU 77 S SL 83 F SL 81 S SI 92 0-3 ② K		C FF 94 F FF 94 X FF 96 0-2 7 1B 20 1B 2B		F FF 92 B CH 84 C CH 84 F FF 94 X FF 92 1-2 28 BB 20 HR 1-2 1B	1 1 0 1 0 0 0 1	0 0 0 1 0 0 0 1	0 0 0 1 0 0 0 1	0 0 0 0 0 0 0 0	0 1 0 0 0 0 0 0	1 0 0 0 0 0 0 0	0 0 0 0 0 0 0 0
Inning Stats	R: 1 E: 0 K: 1 S: 14 H: 2 LOB: 2 BB: 0 P: 20	R: 0 E: 0 K: 1 S: 10 H: 0 LOB: 0 BB: 0 P: 15	R: 0 E: 0 K: 1 S: 6 H: 1 LOB: 1 BB: 1 P: 11	R: 0 E: 0 K: 2 S: 15 H: 0 LOB: 0 BB: 0 P: 21	R: 1 E: 0 K: 1 S: 14 H: 2 LOB: 1 BB: 0 P: 23	R: 0 E: 0 K: 2 S: 12 H: 2 LOB: 2 BB: 0 P: 17	R: 1 E: 0 K: 2 S: 15 H: 3 LOB: 2 BB: 0 P: 22	R: 0 E: 0 K: 0 S: 9 H: 0 LOB: 0 BB: 0 P: 14	R: 5 E: 0 K: 1 S: 19 H: 5 LOB: 1 BB: 1 P: 30	1B: 10 2B: 3 3B: 0 HR: 2 SF: 0 SAC: 0 DP: 2 HBP: 1						

PITCHER		IP	WLS	BF	H	R	ER	SO	BB	IBB	HBP	BLK	WP	HR	S	P	ERA	WHIP
38 Wade Miley, L ERA: 5.51	(1, 1)	5.0	W	22	7	2	2	6	1	0	1	0	0	1	62	96	3.60	1.600
60 Mychal Givens, R ERA: 3.17	(6, 1)	1.2	H	7	2	1	1	3	0	0	0	0	0	0	17	21	5.40	1.200
58 Donnie Hart, L ERA:	(7, 1)	0.1	H	2	1	0	0	1	0	0	0	0	0	0	7	12	0.00	3.000
68 Parker Bridwell, R ERA: 13.5	(8, 1)	1.1		8	3	4	4	1	1	0	0	0	0	1	22	35	27.00	3.000
53 Zack Britton, L ERA: 0.69	(9, 1)	0.2		4	2	1	1	0	0	0	0	0	0	0	6	9	13.50	3.000

PITCHER	IP	WLS	BF	H	R	ER	SO	BB	IBB	HBP	BLK	WP	HR	S	P	ERA	WHIP

BOTTOM

Baltimore Orioles @ Washington Nationals

Nationals Park, Washington, DC

Wed Aug 24 2016, 7:07 PM - 10:35 PM EDT

Att. 39,100 - Partly Cloudy - 80 F

livebaseballscorecards.com

AB	40
R	8
H	15
RBI	8
BB	2
SO	11
LOB	22

WP: 0 PA: 43
PB: 0
SB: 0
CS: 0

Batter	1	2	3	4	5	6	7	8	9	AB	R	H	RBI	BB	SO	LOB
10 Adam Jones, R (1, 8) OBP: 0.317, SLG: 0.457	B FF 93 S FF 94 X FF 95 1-1 L8			S FF 95 B SL 86 X SL 87 1-1 28 G6-3 2B		X FF 96 0-0 F9			C FC 92 B FF 92 F FC 91 X FC 93 1-2 G6-3 2-3	3	0	1	0	0	0	0
24 Pedro Alvarez, L (9, PH) OBP: 0.318, SLG: 0.518										1	0	0	0	0	0	1
28 Steve Pearce, R (1, 7) OBP: 0.374, SLG: 0.494	C FF 94 C CU 76 F FF 96 B SL 88 F FF 95 B SL 87 S SL 87 2-3 K			C SL 85 B FF 95 B FF 95 F FF 96 F SL 86 B FF 95 X FF 96 3-2 G6-3 2-3			B FF 93 B FF 95 S SL 86 X FF 95 2-1 P6		B KC 81 C KC 81 B FC 91 C FC 92 D FC 92 X FF 91 3-2 L9	4	0	0	0	0	1	2
13 Manny Machado, R (1, 5) OBP: 0.357, SLG: 0.552	F FF 95 F FF 94 S SL 86 0-3 K			F SL 87 S FF 96 S SL 88 0-3 K			S SL 86 S SL 87 X FF 97 0-2 G5-3		F FF 92 C FF 91 X KC 80 0-2 G5-3	4	0	0	0	0	2	2
19 Chris Davis, L (1, 3) OBP: 0.337, SLG: 0.468		B CU 75 F FF 94 B FF 94 X FF 95 2-1 F7		B FF 96 B CU 77 X FF 96 2-0 G3-1			B FF 95 B FF 96 T FF 96 F FF 97 X FF 97 2-2 G3			3	0	0	0	0	0	1
45 Mark Trumbo, R (1, 9) OBP: 0.315, SLG: 0.535		C FF 94 F FF 94 F FF 95 S FF 96 0-3 K			S SL 86 X FF 95 0-1 P6			B SL 86 C SL 86 S SL 87 F SL 88 F FF 97 B SL 87 X SL 86 2-2 2 S 1B		3	0	1	0	0	1	0
6 Jonathan Schoop, R (1, 4) OBP: 0.315, SLG: 0.479		C SL 86 C FF 94 S SL 85 0-3 K			B FF 95 C SL 85 X FF 96 1-1 G1-3			S FF 95 F SL 87 S FF 97 0-3 K		3	0	0	0	0	2	1
32 Matt Wieters, S (1, 2) OBP: 0.296, SLG: 0.393			S FF 93 B CU 78 S CH 88 B FF 95 S FC 90 2-3 K		B CU 76 X FF 96 1-0 G4-3			B CU 77 F FF 96 F FF 92 S CH 85 1-3 K		3	0	0	0	0	2	1
2 J.J. Hardy, R (1, 6) OBP: 0.306, SLG: 0.407			C FF 93 C FF 95 F CU 77 S SL 87 0-3 K			C FF 93 F SL 86 F FF 95 S FF 96 0-3 K		C SL 85 S FF 95 D SL 87 F SL 87 X FF 96 1-2 F8 1-2		3	0	0	0	0	2	1
31 Ubaldo Jiménez, R (1, 1) 51 Logan Ondrusek, R (7, 1) 59 Mike Wright Jr., R (8, 1) 25 Hyun Soo Kim, L (9, PH) OBP: 0.398, SLG: 0.440			C FF 94 X FF 95 0-1 F9			X FF 93 0-0 L8			B FF 92 X FF 92 1-0 24 G6-3 2B	2 0 0 1	0 0 0 0	0 0 0 1	0 0 0 0	0 0 0 0	0 0 0 0	0 0 0 0
Inning Stats	R: 0 E: 0 K: 2 S: 10 H: 0 LOB: 0 BB: 0 P: 13	R: 0 E: 0 K: 2 S: 9 H: 0 LOB: 0 BB: 0 P: 11	R: 0 E: 0 K: 2 S: 9 H: 0 LOB: 0 BB: 0 P: 11	R: 0 E: 0 K: 1 S: 10 H: 1 LOB: 1 BB: 0 P: 16	R: 0 E: 0 K: 0 S: 5 H: 0 LOB: 0 BB: 0 P: 7	R: 0 E: 0 K: 1 S: 6 H: 0 LOB: 0 BB: 0 P: 6	R: 0 E: 0 K: 0 S: 8 H: 0 LOB: 0 BB: 0 P: 12	R: 0 E: 0 K: 2 S: 15 H: 1 LOB: 1 BB: 0 P: 19	R: 0 E: 0 K: 0 S: 10 H: 1 LOB: 1 BB: 0 P: 15	1B: 1 2B: 2 3B: 0 HR: 0 SF: 0 SAC: 0 DP: 0 HBP: 0						

PITCHER	IP	WLS	BF	H	R	ER	SO	BB	IBB	HBP	BLK	WP	HR	S	P	ERA	WHIP
31 Max Scherzer, R (1, 1) ERA: 2.92	8.0	W	26	2	0	0	10	0	0	0	0	0	0	72	95	0.00	0.250
43 Mark Melancon, R (9, 1) ERA: 1.38	1.0		4	1	0	0	0	0	0	0	0	0	0	10	15	0.00	1.000

PITCHER	IP	WLS	BF	H	R	ER	SO	BB	IBB	HBP	BLK	WP	HR	S	P	ERA	WHIP

TOP

Baltimore Orioles @ Washington Nationals

Nationals Park, Washington, DC

Thu Aug 25 2016, 7:06 PM - 9:49 PM EDT

Att. 39,722 - Partly Cloudy - 87 F

livebaseballscorecards.com

AB	30
R	0
H	3
RBI	0
BB	0
SO	10
LOB	9

Batter	1	2	3	4	5	6	7	8	9	AB	R	H	RBI	BB	SO	LOB
7 Trea Turner, R (1, 8) OBP: 0.363, SLG: 0.543	B SI 89 B SI 89 B SI 90 C FF 88 C SI 90 X SI 91 3-2 ① **G6-3**		F CU 76 S FS 86 X FS 85 0-2 ③ **L8**		X FS 84 0-0 28 S 2-3 **1B**			B CU 78 B FC 89 F FC 92 F FF 94 B CH 79 X FF 93 3-2 28 1B 20 2B **1B**		4	1	2	0	0	0	0
28 Jayson Werth, R (1, 7) OBP: 0.347, SLG: 0.436	B SI 90 C SI 90 B SI 92 C SI 92 S FF 92 2-3 ② **K**			X SI 89 0-0 **HR**	1 SAFE 1 SAFE F SI 89 C SI 91 S FF 93 0-3 ③ **K** **1-2**			S FF 93 B FF 94 1 SAFE F FC 92 F FF 94 F FF 94 F FF 93 X FF 93 1-2 20 2B 34 2B **1-2** **1B**		4	2	2	1	0	2	2
20 Daniel Murphy, L (1, 4) OBP: 0.389, SLG: 0.610	X CU 76 0-0 ③ **F9**			B FF 91 C SI 90 B FS 84 B SI 92 F SI 91 X SL 85 3-2 ① **F7**		B FF 90 F SI 91 B SI 91 B FS 83 F SL 84 X FF 91 3-2 ① **P5**		B FF 93 X FC 90 1-0 34 2B **1-3** **2-H** **2B**		4	1	1	1	0	0	0
34 Bryce Harper, L (1, 9) OBP: 0.387, SLG: 0.458		B SI 90 B FS 83 X SI 90 2-0 ① **F8**		X CU 76 0-0 11 S **1B**		B SI 90 S FS 83 F FF 92 X FS 85 1-2 ② **F7**		B CH 78 X CH 80 1-0 6 F9 **2-H** **3-H** **2B**		4	0	2	2	0	0	0
6 Anthony Rendon, R (1, 5) OBP: 0.354, SLG: 0.459		B SI 91 C SI 90 C SL 84 B FF 92 F SI 92 F FS 85 B SI 93 F SI 92 F SL 83 3-2 F SL 79 F CU 76 F FS 85 X SI 93 **1B**		1 SAFE F SI 90 F SL 82 B SI 92 X SI 91 1-2 ② **P5**		C SL 83 F SL 82 F FF 92 X CU 77 0-2 ③ **F8**		X FF 94 0-0 ① **F9** **2-3**		4	0	1	0	0	0	2
11 Ryan Zimmerman, R (1, 3) OBP: 0.282, SLG: 0.394		B SL 83 C FF 91 1 SAFE X SI 92 1-1 ② **F8**		B SI 92 1 SAFE B SL 85 C FF 91 X FF 92 2-1 ③ **L4** **1-2**			B SI 94 B CU 77 X FF 93 2-0 ① **G6-3**	B SI 91 B SI 92 C SI 87 X SI 96 2-1 ② **G1-3**		4	0	0	0	0	0	3
8 Danny Espinosa, S (1, 6) OBP: 0.318, SLG: 0.399		B FS 85 X FF 90 1-0 ③ **G4-3**			B FS 82 B FS 83 F SI 90 F FF 92 B FF 91 C SL 83 3-3 ① **K**		B CU 78 C CH 81 F FC 90 X SI 95 1-2 **1B**	B CU 74 T SI 94 F SI 95 D SL 88 X FF 96 2-2 ③ **P5**		4	0	1	0	0	1	2
59 Jose Lobaton, S (1, 2) OBP: 0.302, SLG: 0.373			B CU 76 F SI 89 X CU 77 1-1 ① **F8**		B CU 76 S FS 83 X SI 92 1-1 7 1B **2B**		S FC 91 F FC 90 B FF 94 S CH 81 1-3 ② **K**			3	0	1	0	0	1	1
31 Max Scherzer, R (1, 1) OBP: 0.200, SLG: 0.190 43 Mark Melancon, R (9, 1)			B FF 89 C SL 84 X SI 91 1-1 ② **G6-3**		C SL 83 B SI 90 B FS 84 S SL 82 S FF 91 2-3 ② **K**		B FF 94 C FF 92 B FF 93 B FF 92 C FF 92 S FF 91 3-3 ③ **K**			3 0	0 0	0 0	0 0	0 0	2 0	2 0
Inning Stats	R: 0 E: 0 K: 1 S: 7 H: 0 LOB: 0 BB: 0 P: 12	R: 0 E: 0 K: 0 S: 14 H: 1 LOB: 1 BB: 0 P: 21	R: 0 E: 0 K: 0 S: 7 H: 0 LOB: 0 BB: 0 P: 9	R: 1 E: 0 K: 0 S: 10 H: 2 LOB: 1 BB: 0 P: 16	R: 0 E: 0 K: 3 S: 12 H: 2 LOB: 2 BB: 0 P: 18	R: 0 E: 0 K: 0 S: 10 H: 0 LOB: 0 BB: 0 P: 14	R: 0 E: 0 K: 2 S: 10 H: 1 LOB: 1 BB: 0 P: 17	R: 3 E: 0 K: 0 S: 17 H: 4 LOB: 1 BB: 0 P: 27		1B: 6 2B: 3 3B: 0 HR: 1 SF: 0 SAC: 0 DP: 0 HBP: 0				WP: 0 PB: 0 SB: 2 CS: 0 PA: 34		

PITCHER	IP	WLS	BF	H	R	ER	SO	BB	IBB	HBP	BLK	WP	HR	S	P	ERA	WHIP
31 Ubaldo Jiménez, R (1, 1) ERA: 6.62	6.0	L	23	5	1	1	4	0	0	0	0	0	1	60	90	1.50	0.833
51 Logan Ondrusek, R (7, 1) ERA: 9.95	1.0		7	4	3	3	2	0	0	0	0	0	0	20	32	27.00	4.000
59 Mike Wright Jr., R (8, 1) ERA: 5.89	1.0		4	1	0	0	0	0	0	0	0	0	0	7	12	0.00	1.000

PITCHER	IP	WLS	BF	H	R	ER	SO	BB	IBB	HBP	BLK	WP	HR	S	P	ERA	WHIP

BOTTOM

Baltimore Orioles @ Washington Nationals

Nationals Park, Washington, DC

Thu Aug 25 2016, 7:06 PM - 9:49 PM EDT

Att. 39,722 - Partly Cloudy - 87 F

livebaseballscorecards.com

AB	34
R	4
H	10
RBI	4
BB	0
SO	6
LOB	12

TOP

Colorado Rockies @ Washington Nationals

Nationals Park, Washington, DC

Fri Aug 26 2016, 7:08 PM - 10:11 PM EDT

Att. 33,433 - Clear - 94 F

livebaseballscorecards.com

Batter	1	2	3	4	5	6	7	8	9	AB	R	H	RBI	BB	SO	LOB
19 Charlie Blackmon, L (1, 8) OBP: 0.376, SLG: 0.528	C FF 91 F SI 91 B FF 90 B FF 92 F CH 86 X FF 93 2-2 ① G3		C FF 93 X FF 91 0-1 ② G4-3		C FF 93 X SI 90 0-1 ③ G1-3			C SI 92 B SI 90 F SL 82 F SL 84 H SL 80 2-2 HBP		3	0	0	0	0	0	0
65 Stephen Cardullo, R (1, 3)	B SI 91 B FF 91 X SI 91 2-0 ② L8		S SI 92 C CU 79 B CU 79 S CU 79 1-3 ③ K			B CU 75 B CH 84 B SI 92 C FF 91 B FF 93 4-1 5 G6-5-3 BB		X FF 93 0-0 ③ F8		3	0	0	0	1	1	1
28 Nolan Arenado, R (1, 5) OBP: 0.353, SLG: 0.563	C SI 92 B FF 92 F CH 87 S FF 93 1-3 ③ K			B CU 76 S CU 77 X CU 76 1-1 ① G3-1		C SI 91 B FF 91 X SI 92 1-1 ① P3			C FF 93 C SL 83 S FF 91 0-3 ① K	4	0	0	0	0	2	1
5 Carlos González, L (1, 9) OBP: 0.360, SLG: 0.540		B FF 91 C FF 92 X CU 78 1-1 ① G3		C FF 92 B FF 91 B FF 93 S CU 78 X FF 93 2-2 ② F7		S SI 92 X FF 92 0-1 ②③ G6-5-3 1-2f			B FF 92 F FF 93 S SL 85 B FF 92 B FF 94 F SL 83 F SL 82 F SL 85 B FF 93 4-2 26 1B 4 HR BB	3	1	0	0	1	0	1
6 Ryan Raburn, R (1, 7) OBP: 0.323, SLG: 0.418 26 David Dahl, L (7, PH) OBP: 0.368, SLG: 0.517 (7, 7)		B FF 91 X CH 84 1-0 4 1B 3 SF8 1B		B CH 85 B CH 86 B SI 93 C FF 93 X FF 92 3-1 4 2B 2B			B SI 96 F SI 95 C CU 78 S SL 90 1-3 ① K		X FF 93 0-0 1-2 4 HR 1B	2 2	2 1	2 1	0 0	0 0	0 1	0 0
4 Nick Hundley, R (1, 2) OBP: 0.322, SLG: 0.421		C SI 90 C CU 77 X FF 92 0-2 1-3 1B		D CU 78 X CH 85 1-0 3 WP 2-H 2B			S SL 88 C SI 97 B SL 89 F SL 90 B SL 89 F SI 97 F SL 87 F SI 96 S SL 90 2-3 ② K		F SL 85 F SL 85 F CH 87 F SL 86 X SL 85 0-2 1-H 2-H HR	4	1	3	4	0	1	0
3 Daniel Descalso, L (1, 4) OBP: 0.373, SLG: 0.393		B FF 92 T FF 91 D CU 77 C FF 92 X FF 94 2-2 ② SF8 3-H		C SI 92 B SI 92 B CU 78 D SI 93 C FF 93 C CU 78 3-3 ③ K 2-3			X CU 81 0-0 ③ G3-1		B FF 93 X SL 84 1-0 ② F8	3	0	0	1	0	1	1
18 Cristhian Adames, S (1, 6) OBP: 0.286, SLG: 0.239		C SI 92 F FF 93 D CU 79 D CU 78 S CH 85 2-3 ③ K			C SI 90 B CU 77 F CU 77 F FF 93 B CH 86 S CU 78 2-3 ① K			B SI 96 F FF 96 C CU 80 B SL 89 F SL 90 B SI 98 X SI 96 3-2 ① G6-3	C FC 91 S KC 81 B FC 92 C FC 92 1-3 ③ K	4	0	0	0	0	3	1
34 Jeff Hoffman, R (1, 1) 61 Matt Carasiti, R (7, 1) 8 Gerardo Parra, L (8, PH) OBP: 0.267, SLG: 0.397 50 Chad Qualls, R (8, 1)			C SI 90 B SI 92 B FF 92 C FF 92 F SI 92 B CU 77 X FF 93 3-2 ① G3		B SI 93 X SI 92 1-0 ② G6-3			B SI 90 B SI 91 B SI 91 C SI 91 C SI 91 F SI 92 S SL 83 3-3 ② K		2 0 1 0	0 0 0 0	0 0 0 0	0 0 0 0	0 0 1 0	0 0 0 0	0 0 0 0

	AB	R	H	RBI	BB	SO	LOB
	31	5	6	5	2	10	5

Inning Stats	1	2	3	4	5	6	7	8	9
	R: 0 E: 0 K: 1 S: 8	H: 0 LOB: 0 BB: 0 P: 13	R: 1 E: 0 K: 1 S: 12	H: 2 LOB: 1 BB: 0 P: 18	R: 0 E: 0 K: 1 S: 9	H: 0 LOB: 0 BB: 0 P: 13	R: 1 E: 0 K: 1 S: 11	H: 2 LOB: 1 BB: 0 P: 21	R: 0 E: 0 K: 1 S: 7	H: 0 LOB: 0 BB: 0 P: 10	R: 0 E: 0 K: 0 S: 5	H: 0 LOB: 0 BB: 1 P: 10	R: 0 E: 0 K: 2 S: 11	H: 0 LOB: 0 BB: 0 P: 14	R: 0 E: 0 K: 1 S: 12	H: 0 LOB: 1 BB: 0 P: 20	R: 3 E: 0 K: 2 S: 18	H: 2 LOB: 0 BB: 1 P: 24

1B: 3	SF: 1	WP: 1	PA: 35
2B: 2	SAC: 0	PB: 0	
3B: 0	DP: 1	SB: 0	
HR: 1	HBP: 1	CS: 0	

PITCHER		IP	WLS	BF	H	R	ER	SO	BB	IBB	HBP	BLK	WP	HR	S	P	ERA	WHIP
47 Gio González, L ERA: 4.25	(1, 1)	6.0	W	22	4	2	2	5	1	0	0	0	1	0	52	85	3.00	0.833
32 Koda Glover, R ERA: 3.0	(7, 1)	1.1	H	4	0	0	0	2	0	0	0	0	0	0	15	21	0.00	0.000
23 Marc Rzepczynski, L ERA: 2.97	(8, 1)	0.1		2	0	0	0	1	0	0	1	0	0	0	7	12	0.00	0.000
27 Shawn Kelley, R ERA: 3.23	(8, 1)	1.0		6	2	3	3	1	1	0	0	0	0	1	16	21	27.00	3.000
43 Mark Melancon, R ERA: 1.38	(9, 1)	0.1		1	0	0	0	1	0	0	0	0	0	0	3	4	0.00	0.000

PITCHER		IP	WLS	BF	H	R	ER	SO	BB	IBB	HBP	BLK	WP	HR	S	P	ERA	WHIP

Batter	1	2	3	4	5	6	7	8	9	AB	R	H	RBI	BB	SO	LOB
7 Trea Turner, R (1, 8) OBP: 0.364, SLG: 0.539	C FF 94 B CU 75 X FF 94 1-1 ① F7		F FF 94 B SL 82 X FF 95 1-1 E6 28 E 20 G3 1B		C CH 86 C CU 74 C SL 84 0-3 ① K		S CH 86 S CH 86 X FO 82 0-2 28 E 28 S 28 2B 1B	C SL 81 S SL 83 B SL 82 B SL 82 B SI 89 X CH 86 3-2 ② G4-3		5	2	2	0	0	1	0
28 Jayson Werth, R (1, 7) OBP: 0.348, SLG: 0.445	C FF 95 C FF 96 F FF 96 X CU 79 0-2 HR		D CU 77 F FF 94 2 SAFE S FF 95 F FF 96 F FF 96 B CH 87 D SL 85 X FF 93 3-2 ① L5 2-3		T FF 96 F FF 97 B SL 87 B SL 85 X SL 84 2-2 ② F7		B FF 95 C SI 95 1 SAFE B SI 94 F SI 94 1 SAFE 1 SAFE B FO 80 X SI 96 3-2 20 WP 34 3B 1-H 2B	C SI 89 B SL 81 F SL 85 B SL 85 F SL 84 X SI 89 2-2 ③ G6-3		5	2	2	2	0	0	1
20 Daniel Murphy, L (1, 4) OBP: 0.390, SLG: 0.615	X FF 94 0-0 ② F7		B FF 94 C FF 94 X CU 77 1-1 ② G3 3-H		B CH 89 B CU 76 S FF 96 B CH 88 F FF 96 X SL 83 3-2 HR		B FF 93 B FF 96 D CH 86 C SI 95 B FF 95 4-1 34 3B 2-3 BB			3	2	1	2	1	0	0
34 Bryce Harper, L (1, 9) OBP: 0.388, SLG: 0.466	B FF 96 B FF 97 C FF 96 B FF 96 C CH 89 X FF 96 3-2 2B		F FF 95 X FF 97 0-1 ③ G6-3		C CU 76 B CU 76 X FF 95 1-1 ③ F7		B FF 95 X FF 96 1-0 6 SF8 1-H 3-H 3B			4	1	2	2	0	0	0
6 Anthony Rendon, R (1, 5) OBP: 0.357, SLG: 0.463	D FF 95 B SL 83 B FF 95 C FF 95 B FF 96 4-1 BB			B SL 83 F CH 86 X FF 95 1-1 11 1B 59 G4-6-3 2B		C FF 92 B CU 75 F CH 86 B SL 83 B FF 94 F FF 94 B SL 84 4-2 8 FC6-4 BB	C FF 93 X CH 87 0-1 ① SF8 3-H			1	1	1	1	2	0	0
11 Ryan Zimmerman, R (1, 3) OBP: 0.281, SLG: 0.393	B FF 95 X FF 94 1-0 ③ G5-3			B FF 95 D CH 86 T FF 94 X FF 94 2-1 59 G4-6-3 8 BB 2-3 1B		1 SAFE C FF 93 C FF 92 C CU 76 0-3 ① K	F SI 96 S FO 81 S FO 79 0-3 ② K			4	0	1	0	0	2	3
8 Danny Espinosa, S (1, 6) OBP: 0.319, SLG: 0.398		C FF 93 X CU 76 0-1 ① B2		B CH 87 B FF 94 B FF 93 D FF 94 4-0 59 G4-6-3 1-2 BB		X FF 94 0-0 ② FC6-4 59 BB 1-2f	B FF 96 F SI 95 X CH 86 1-1 1B			3	0	1	0	1	0	1
59 Jose Lobaton, S (1, 2) OBP: 0.300, SLG: 0.359		B FF 95 F FF 95 C FF 95 X FF 96 1-2 ② F7		F CU 75 X FF 95 0-1 ①② G4-6-3 1-2f 2-3 3-H		1 SAFE B FF 92 B CU 75 B FF 93 S FF 93 B FF 93 4-1 1-2 BB	B SI 95 S SI 94 X SI 94 1-1 ③ L7			3	0	0	0	1	0	3
47 Gio González, R (1, 1) OBP: 0.140, SLG: 0.146 1 Wilmer Difo, S (6, PH) OBP: 0.297, SLG: 0.314 32 Koda Glover, R (7, 1) 23 Marc Rzepczynski, L (8, 1) 27 Shawn Kelley, R (8, 1) 43 Mark Melancon, R (9, 1)	S FF 95 S SL 85 S FF 96 0-3 ③ K		X FF 94 0-0 ③ P3		C CU 75 X FF 94 0-1 ③ L8		C SI 88 S SI 88 B SI 89 S SL 84 1-3 ① K			2 1 0 0 1 0	0 0 0 0 0 0	0 0 0 0 0 0	0 0 0 0 0 0	1 0 0 0 1 0	1 2 0 0 0 0	1 0 0 0 0 0
Inning Stats	R: 1 E: 0 K: 0 S: 12 H: 2 LOB: 2 BB: 1 P: 21	R: 0 E: 0 K: 1 S: 8 H: 0 LOB: 0 BB: 0 P: 9	R: 1 E: 2 K: 0 S: 11 H: 1 LOB: 0 BB: 0 P: 16	R: 1 E: 0 K: 0 S: 7 H: 2 LOB: 1 BB: 1 P: 14	R: 1 E: 0 K: 1 S: 11 H: 1 LOB: 0 BB: 0 P: 17	R: 0 E: 0 K: 1 S: 10 H: 0 LOB: 2 BB: 2 P: 18	R: 4 E: 0 K: 1 S: 17 H: 4 LOB: 1 BB: 1 P: 27	R: 0 E: 0 K: 1 S: 10 H: 0 LOB: 0 BB: 0 P: 16		1B: 4 2B: 3 3B: 1 HR: 2	SF: 1 SAC: 0 DP: 1 HBP: 0			WP: 1 PB: 0 SB: 1 CS: 0	PA: 38		

BOTTOM

Colorado Rockies @ Washington Nationals

Nationals Park, Washington, DC

Fri Aug 26 2016, 7:08 PM - 10:11 PM EDT

Att. 33,433 - Clear - 94 F

livebaseballscorecards.com

AB	32
R	8
H	10
RBI	7
BB	5
SO	5
LOB	11

PITCHER		IP	WLS	BF	H	R	ER	SO	BB	IBB	HBP	BLK	WP	HR	S	P	ERA	WHIP
34 Jeff Hoffman, R ERA: 8.1	(1, 1)	6.0	L	27	6	4	3	3	4	0	0	0	0	2	59	95	4.50	1.667
61 Matt Carasiti, R ERA: 12.27	(7, 1)	1.0		8	4	4	4	1	1	0	0	0	1	0	17	27	36.00	5.000
50 Chad Qualls, R ERA: 6.04	(8, 1)	1.0		3	0	0	0	1	0	0	0	0	0	0	10	16	0.00	0.000

PITCHER	IP	WLS	BF	H	R	ER	SO	BB	IBB	HBP	BLK	WP	HR	S	P	ERA	WHIP

Colorado Rockies @ Washington Nationals

Nationals Park, Washington, DC

Sat Aug 27 2016, 1:05 PM - 5:54 PM EDT

Att. 27,901 - Sunny - 88 F

TOP

livebaseballscorecards.com

Batter	1	2	3	4	5	6	7	8	9	10	11	AB	R	H	RBI	BB	SO	LOB
19 Charlie Blackmon, L (1, 8) OBP: 0.378, SLG: 0.540	P4		HR	P2			1B		K		HR	6	3	3	3	0	1	3
9 DJ LeMahieu, R (1, 4) OBP: 0.419, SLG: 0.502	HBP		K	L3			E1		5 G6-3 1B		5 HR 1B	5	1	3	0	0	1	0
5 Carlos González, L (1, 9) OBP: 0.358, SLG: 0.542	K		L9	P3			G4-3		G6-3		HR	6	1	1	3	0	1	4
28 Nolan Arenado, R (1, 5) OBP: 0.357, SLG: 0.562	BB			26 2B 3 WP 1B	P4		G4-6-3 IBB			G6-3	26 2B 4 1B 1B	4	2	2	0	2	0	0
26 David Dahl, L (1, 7) OBP: 0.374, SLG: 0.533	F8			3 WP 29 1B 2B		G4-3	G4-6-3			65 FC5 8 WP 1B	4 1B 2B	6	1	3	0	0	0	4
8 Gerardo Parra, L (1, 3) OBP: 0.268, SLG: 0.392		K		K		3 HBP BB		G4-3		65 FC5 BB	K	4	0	0	0	2	3	4
4 Nick Hundley, R (1, 2) OBP: 0.318, SLG: 0.415		P5		P4		F8		F8		K	1B	6	0	1	1	0	1	5
3 Daniel Descalso, L (1, 6) OBP: 0.376, SLG: 0.388		P3		29 1B IBB		1-2 HBP		K		FC5	K	2	0	0	0	1	1	0
0 Adam Ottavino, S (8, 1)												0	0	0	0	0	0	0
65 Stephen Cardullo, R (10, PH)												1	0	0	0	0	0	2
51 Jake McGee, L (10, 1)												0	0	0	0	0	0	0
14 Tony Wolters, L (11, PH) OBP: 0.342, SLG: 0.413											E5	1	0	0	0	0	1	2
61 Matt Carasiti, R (11, 1)											G1-3	0	0	0	0	0	0	0
29 Jorge De La Rosa, L (1, 1) OBP: 0.286, SLG: 0.219			L7			K			9 1B 1B			2	0	1	1	0	0	0
6 Ryan Raburn, R (6, PH) OBP: 0.322, SLG: 0.416				1-2 1B								1	0	0	0	0	1	2
24 Jordan Lyles, R (6, 1)												0	0	0	0	0	0	0
48 Boone Logan, R (7, 1)												0	0	0	0	0	0	0
54 Carlos Estévez, R (8, 1)												0	0	0	0	0	0	0
18 Cristhian Adames, S (8, 6) OBP: 0.292, SLG: 0.247												3	1	2	0	0	0	2
Inning Stats	R: 0 E: 0 K: 1 S: 17 H: 0 LOB: 2 BB: 1 P: 26	R: 0 E: 0 K: 1 S: 8 H: 0 LOB: 0 BB: 0 P: 12	R: 1 E: 0 K: 1 S: 14 H: 1 LOB: 0 BB: 0 P: 21	R: 2 E: 0 K: 1 S: 13 H: 3 LOB: 2 BB: 1 P: 23	R: 0 E: 0 K: 0 S: 6 H: 0 LOB: 0 BB: 0 P: 10	R: 0 E: 0 K: 1 S: 20 H: 0 LOB: 2 BB: 1 P: 33	R: 1 E: 1 K: 0 S: 4 H: 2 LOB: 1 BB: 1 P: 10	R: 0 E: 0 K: 1 S: 5 H: 0 LOB: 0 BB: 0 P: 9	R: 0 E: 0 K: 1 S: 9 H: 2 LOB: 1 BB: 0 P: 11	R: 0 E: 0 K: 1 S: 13 H: 1 LOB: 2 BB: 1 P: 22	R: 5 E: 1 K: 2 S: 27 H: 7 LOB: 2 BB: 0 P: 37	1B: 11 2B: 2 3B: 0 HR: 3 SF: 0 SAC: 0 DP: 2 HBP: 2						

PITCHER		IP	WLS	BF	H	R	ER	SO	BB	IBB	HBP	BLK	WP	HR	S	P	ERA	WHIP
22 A.J. Cole, R (1, 1) ERA: 4.97		5.2		25	4	3	3	4	2	1	1	0	1	1	71	112	4.76	1.059
46 Oliver Pérez, L (6, 1) ERA: 5.71		0.0		1	0	0	0	0	0	0	1	0	0	0	2	5	∞	∞
18 Matt Belisle, R (6, 1) ERA: 1.88		0.1		1	0	0	0	1	0	0	0	0	0	0	5	8	0.00	0.000
23 Marc Rzepczynski, L (7, 1) ERA: 2.79		2.1		10	3	1	0	2	0	1	0	0	0	0	13	24	0.00	1.286
45 Blake Treinen, R (9, 1) ERA: 2.65		0.2		2	1	0	0	0	0	0	0	0	0	0	5	6	0.00	1.500
43 Mark Melancon, R (10, 1) ERA: 1.35		1.0		5	1	0	0	1	1	0	0	0	1	0	13	22	0.00	2.000
52 Yusmeiro Petit, R (11, 1) ERA: 3.99		1.0	L	10	7	5	5	2	0	0	0	0	0	2	27	37	45.00	7.000

AB	47
R	9
H	16
RBI	8
BB	5
SO	10
LOB	28

WP: 2 PB: 1 SB: 0 CS: 0 PA: 54

Batter	1	2	3	4	5	6	7	8	9	10	11	AB	R	H	RBI	BB	SO	LOB
7 Trea Turner, R (1, 8) (9, 4) OBP: 0.363, SLG: 0.532	F FC 88 B FF 90 F FS 81 B CU 74 X FS 81 2-2 34 S 1B		C CU 72 B FS 81 F FC 86 S FC 87 1-3 ② K		B FS 80 C FF 89 B FF 89 X FS 80 2-1 ① 1B		X CU 75 0-0 ① L8		C SI 95 X ST 81 0-1 ② L8 1-2		C SI 94 C SI 93 C SI 96 0-3 ② K	6	0	2	0	0	2	3
28 Jayson Werth, R (1, 7) OBP: 0.346, SLG: 0.441	B FF 90 B FS 80 C FS 79 1 SAFE F FF 90 B FC 87 F FC 86 S FS 82 3-3 ① K		B FS 82 B FS 81 C FF 90 C FC 88 F FF 91 F FC 87 B FF 91 S FS 82 3-3 ③ K		F FF 90 F FS 81 B FF 91 B FF 90 X FS 81 2-2 ② P3		X SL 88 0-0 ② L4		C SI 95 C FF 94 F SI 94 X ST 81 0-2 20 WP 2-H 1B		C CH 86 B SI 94 F SI 95 C SI 94 1-3 ③ K	6	0	1	1	0	3	3
20 Daniel Murphy, L (1, 4) (9, 3) OBP: 0.390, SLG: 0.612	B FF 90 B FC 86 C FF 89 1 SAFE F FS 81 F FS 83 F FF 90 F FS 81 F FF 91 2-2 ② L9			B FF 90 X FS 80 1-0 34 2B 1B	B FF 91 F FF 90 S FF 91 F FF 91 F FS 81 B FC 86 X FF 91 2-2 34 BB 1B		X FF 93 0-0 ③ L8		B FF 95 X SI 95 1-0 ③ G4-3 2-3			5	1	2	0	0	0	2
34 Bryce Harper, L (1, 9) OBP: 0.388, SLG: 0.466 52 Yusmeiro Petit, R (11, 1) OBP: 0.167, SLG: 0.167	1 SAFE S CU 73 B FF 91 C FS 85 B FF 91 D CU 76 S FS 83 3-3 ③ K 1-2			B FF 91 B FC 87 X FC 86 2-0 6 1B 40 1B 1-H 2B	D FF 91 S FS 82 B FF 91 B FF 91 B FS 81 4-1 1-2 BB			C FF 92 S SL 84 B SL 84 F SL 85 S SL 83 1-3 ① K		C SL 92 F SI 94 B CU 82 B SL 83 C FF 95 2-3 ① K	4 0	1 0	1 0	1 0	1 0	3 0	1 0
6 Anthony Rendon, R (1, 5) OBP: 0.357, SLG: 0.462		C FF 89 B CU 72 F FS 81 B FS 82 X FS 82 2-2 11 FC4-6 1B		2 SAFE F FS 81 F FC 87 X CU 74 0-2 11 FC6-4 8 G4-3 2-3 1B	B FC 86 F FF 91 B FC 88 D FS 82 C FS 82 X FS 83 3-2 ③ F7			C SL 85 B FF 97 B CH 88 S FF 95 B FF 98 F FF 96 C FF 95 3-3 ② K		B CU 76 S FF 93 F SI 95 B FF 96 S SI 93 2-3 ② K	5	1	2	0	0	2	2
40 Wilson Ramos, R (1, 2) OBP: 0.362, SLG: 0.509 1 Wilmer Difo, S (8, PR) OBP: 0.297, SLG: 0.314 59 Jose Lobaton, S (9, 2) OBP: 0.297, SLG: 0.354		B FC 87 S FS 80 B FF 90 F FC 87 D FS 81 F FS 81 S FC 88 3-3 ① K		B FC 85 X FC 87 1-0 11 FC6-4 1-2 3-H 1B	B SL 88 X SI 90 1-0 ① G5-3			B SL 88 S FF 96 F FF 96 F SL 90 F FF 98 B FF 98 B FF 98 B FF 97 4-2 BB		X FF 94 0-0 ③ F9	3 0 1	0 0 0	1 0 0	1 0 0	1 0 0	1 0 0	1 0 0
11 Ryan Zimmerman, R (1, 3) OBP: 0.278, SLG: 0.388 45 Blake Treinen, R (9, 1) 43 Mark Melancon, R (10, 1) 14 Chris Heisey, R (11, 9) OBP: 0.293, SLG: 0.458		B FC 88 S FC 87 X FF 91 1-1 ② FC4-6 8 S 1-2f		F FF 92 D FS 82 S FS 82 X FS 82 1-2 ① FC6-4 8 G4-3 1-2f 2-3	C CU 75 S SL 88 B SI 90 B SI 92 B SI 92 F SI 92 F SI 93 X SI 92 3-2 ② G6-3		C SI 94 B ST 81 S ST 80 S SI 96 1-3 ③ K			C SI 94 B SI 94 S FF 93 S FO 80 1-3 ① K	4 0 0 1	0 0 0 0	0 0 0 0	0 0 0 0	0 0 0 1	1 0 0 0	4 0 0 0
8 Danny Espinosa, S (1, 6) OBP: 0.320, SLG: 0.400	B FF 91 C FC 87 F CU 73 B FC 87 D FS 83 F FS 82 S FC 88 3-3 ③ K 1-2			F FC 87 X FS 81 0-1 ② G4-3 1-2 3-H	S FF 92 S CU 76 B FF 93 B FF 93 B SL 88 F FF 93 X SI 94 3-2 2B				B SI 93 F SI 93 X SI 94 1-1 ① G3-1	S CH 86 S CH 85 X FO 80 0-2 9 1B 1B	5	0	2	1	0	1	2
22 A.J. Cole, R (1, 1) 46 Oliver Pérez, L (6, 1) OBP: 0.667, SLG: 1.000 18 Matt Belisle, R (6, 1) 25 Clint Robinson, L (6, PH) OBP: 0.308, SLG: 0.361 23 Marc Rzepczynski, L (7, 1) 9 Ben Revere, L (9, 8) OBP: 0.266, SLG: 0.304			C FF 89 F FC 85 C CU 73 0-3 ① K	F FF 91 C FS 82 D FS 81 D CU 75 S FS 83 2-3 ③ K		X SL 88 0-0 ③ F9			B SI 93 B SI 94 B SI 93 B SI 94 4-0 7 S 28 1B BB	B SI 95 C SI 94 X SI 92 1-1 1-2 1B	2 0 0 0 1 0 1	0 0 0 0 0 0 1	0 0 0 0 0 0 1	0 0 0 0 0 0 0	2 0 0 0 0 0 0	0 0 0 0 0 0 0	1 0 0 1 0 0 0
Inning Stats	R: 0 H: 1 E: 0 LOB: 1 K: 2 BB: 0 S: 17 P: 27	R: 0 H: 1 E: 0 LOB: 1 K: 2 BB: 0 S: 13 P: 22	R: 0 H: 0 E: 0 LOB: 0 K: 3 BB: 0 S: 11 P: 15	R: 3 H: 4 E: 0 LOB: 1 K: 1 BB: 0 S: 14 P: 21	R: 0 H: 2 E: 0 LOB: 2 K: 0 BB: 1 S: 14 P: 27	R: 0 H: 1 E: 0 LOB: 1 K: 0 BB: 0 S: 11 P: 18	R: 0 H: 0 E: 0 LOB: 0 K: 0 BB: 0 S: 3 P: 3	R: 0 H: 0 E: 0 LOB: 1 K: 3 BB: 1 S: 15 P: 24	R: 1 H: 1 E: 0 LOB: 1 K: 0 BB: 1 S: 9 P: 15	R: 0 H: 0 E: 0 LOB: 0 K: 2 BB: 0 S: 7 P: 11	R: 0 H: 2 E: 0 LOB: 2 K: 3 BB: 0 S: 14 P: 17	1B: 10 2B: 2 3B: 0 HR: 0	SF: 0 SAC: 0 DP: 0 HBP: 0					

PITCHER		IP	WLS	BF	H	R	ER	SO	BB	IBB	HBP	BLK	WP	HR	S	P	ERA	WHIP
29 Jorge De La Rosa, L ERA: 5.09	(1, 1)	5.0		23	8	3	3	8	1	0	0	0	0	0	69	112	5.40	1.800
24 Jordan Lyles, R ERA: 5.14	(6, 1)	1.2		6	1	0	0	0	0	0	0	0	0	0	13	20	0.00	0.600
48 Boone Logan, L ERA: 3.05	(7, 1)	0.2	H	2	0	0	0	1	0	0	0	0	0	0	5	6	0.00	0.000
54 Carlos Estévez, R ERA: 5.12	(8, 1)	0.1	H	2	0	0	0	1	1	0	0	0	0	0	8	15	0.00	3.000
0 Adam Ottavino, R ERA: 0.51	(8, 1)	1.1	B	6	1	1	1	1	1	0	0	0	1	0	12	19	6.75	1.500

PITCHER		IP	WLS	BF	H	R	ER	SO	BB	IBB	HBP	BLK	WP	HR	S	P	ERA	WHIP
51 Jake McGee, L ERA: 5.12	(10, 1)	1.0	W	3	0	0	0	2	0	0	0	0	0	0	7	11	0.00	0.000
61 Matt Carasiti, R ERA: 10.8	(11, 1)	1.0		5	2	0	0	3	0	0	0	0	0	0	14	17	0.00	2.000

BOTTOM

Colorado Rockies @ Washington Nationals

Nationals Park, Washington, DC

Sat Aug 27 2016, 1:05 PM - 5:54 PM EDT

Att. 27,901 - Sunny - 88 F

livebaseballscorecards.com

AB	44
R	4
H	12
RBI	4
BB	3
SO	16
LOB	20

WP: 1 PA: 47
PB: 0
SB: 3
CS: 0

Colorado Rockies @ Washington Nationals

Nationals Park, Washington, DC

Sun Aug 28 2016, 1:37 PM - 4:28 PM EDT

Att. 28,124 - Sunny - 86 F

TOP

livebaseballscorecards.com

Batter	1	2	3	4	5	6	7	8	9	AB	R	H	RBI	BB	SO	LOB
19 Charlie Blackmon, L (1, 8) OBP: 0.376, SLG: 0.537	B FF 93 C FF 93 X FF 92 1-1 5 F8 9 BB 28 1B 1B		B FF 93 B FF 94 S CH 84 F FF 94 C CU 80 2-3 ① K	B FF 93 F FF 93 X FF 93 1-1 ③ F9		B FF 92 S SL 80 B SI 92 C SI 91 X SL 79 2-2 ③ G3			C CU 71 X FF 89 0-1 ① L9	5	1	1	0	0	1	2
9 DJ LeMahieu, R (1, 4) OBP: 0.417, SLG: 0.498	B FF 92 B FF 93 B FF 92 B FF 94 4-0 28 1B 1-2 BB		C CU 80 X CH 84 0-1 ② L7		C FF 92 C FF 91 F CU 81 B FF 94 B FF 93 B CU 80 X CH 83 3-2 ① G6-3		C SI 96 S SL 89 S SL 88 0-3 ① K		X FF 91 0-0 ② G3	4	0	0	0	1	1	0
5 Carlos González, L (1, 9) OBP: 0.356, SLG: 0.538	D CU 78 D FF 93 F FF 93 F FF 92 B FF 93 X FF 92 3-2 ① F8 2-3		B CH 84 S FF 94 B FF 93 S CU 81 B FF 94 F CU 81 X FF 94 3-2 28 HR 1B		B CH 82 S CH 83 B FF 93 X FF 93 2-1 ② F8		F SI 96 T SL 88 X CU 81 0-2 ② G4-3		B FF 91 C SL 86 X CU 76 1-1 ③ L9	5	1	1	0	0	0	2
28 Nolan Arenado, R (1, 5) OBP: 0.361, SLG: 0.576	B FF 93 F FF 94 C CU 80 X CU 80 1-2 1-2 3-H 1B		C FF 93 F FF 93 F FF 93 X FF 93 0-2 1-H HR		C FF 92 S FF 92 B FF 94 F CU 81 B FF 93 F CH 83 F FF 94 F FF 93 F FF 92 2-2 X FF 93 3B		C SL 89 C SL 88 B SL 88 B SL 90 X SI 97 2-2 1B			4	1	4	3	0	0	0
26 David Dahl, L (1, 7) OBP: 0.370, SLG: 0.548	C CU 79 F FF 93 X FF 94 0-2 ② L5		X FF 93 0-0 HR		D CU 79 X CH 82 1-0 ③ F7		X CU 82 0-0 ③ G4-3			4	1	1	1	0	0	4
8 Gerardo Parra, L (1, 3) OBP: 0.271, SLG: 0.391	C FF 92 F FF 92 F FF 93 X CU 81 0-2 ③ G4-3		B CH 85 B CH 85 B FF 93 C FF 94 S FF 94 B FF 94 4-2 BB			C FF 91 B SI 90 C SL 78 X SL 79 1-2 3 2B 1B		S SI 95 F SI 96 S SL 88 0-3 ① K		3	0	1	0	1	1	2
3 Daniel Descalso, L (1, 6) OBP: 0.378, SLG: 0.402		C FF 92 B CH 83 F FF 93 X FF 93 1-2 ① L8	B CH 82 X FF 91 1-0 ③ L8			X SI 91 0-0 1-3 2B		B SL 88 F CH 86 X SI 95 1-1 6 WP 2B		4	1	2	0	0	0	1
14 Tony Wolters, L (1, 2) OBP: 0.335, SLG: 0.404		C CH 84 F FF 94 B CU 82 S CH 86 1-3 ② K2-3		X FF 91 0-0 ① B1-3		C SL 79 F SI 92 D SL 78 F SL 80 B SL 80 B FF 92 F SL 79 X SL 79 3-2 ① G1-3		B SL 89 X SI 96 1-0 ② L6		4	0	0	0	0	1	3
35 Chad Bettis, R (1, 1) OBP: 0.070, SLG: 0.048 6 Ryan Raburn, R (8, PH) OBP: 0.321, SLG: 0.414 24 Jordan Lyles, R (8, 1) 48 Boone Logan, R (8, 1) 0 Adam Ottavino, S (9, 1)		B FF 93 C FF 93 B FF 92 S FF 93 B FF 93 X FF 95 3-2 ③ G3	B FF 92 C FF 92 C FF 92 B CU 79 B FF 94 F FF 93 F FF 92 X FF 93 3-2 ② G1-3			B FF 90 B SI 92 X FF 91 2-0 ② B3		B SI 96 C SI 96 S SL 90 C SL 88 1-3 ③ K 2-H		3 1 0 0 0	0 0 0 0 0	0 0 0 0 0	0 0 0 0 0	0 1 0 0 0	0 0 0 0 0	2 0 0 0 0
Inning Stats	R: 1 E: 0 K: 0 S: 15 H: 2 LOB: 2 BB: 1 P: 24	R: 0 E: 0 K: 1 S: 9 H: 0 LOB: 0 BB: 0 P: 14	R: 3 E: 0 K: 1 S: 17 H: 3 LOB: 1 BB: 1 P: 27	R: 0 E: 0 K: 0 S: 8 H: 0 LOB: 0 BB: 0 P: 12	R: 0 E: 0 K: 0 S: 15 H: 1 LOB: 1 BB: 0 P: 23	R: 0 E: 0 K: 0 S: 13 H: 2 LOB: 2 BB: 0 P: 21	R: 0 E: 0 K: 1 S: 10 H: 1 LOB: 1 BB: 0 P: 12	R: 1 E: 0 K: 2 S: 9 H: 1 LOB: 0 BB: 0 P: 12	R: 0 E: 0 K: 0 S: 5 H: 0 LOB: 0 BB: 0 P: 6	1B: 5 2B: 2 3B: 1 HR: 2 SF: 0 SAC: 0 DP: 0 HBP: 0						

	AB	37
	R	5
	H	10
	RBI	4
	BB	2
	SO	5
	LOB	16

WP: 2 PB: 0 SB: 0 CS: 0 PA: 39

PITCHER		IP	WLS	BF	H	R	ER	SO	BB	IBB	HBP	BLK	WP	HR	S	P	ERA	WHIP
44 Lucas Giolito, R ERA: 5.63	(1, 1)	5.0	L	23	6	4	4	2	2	0	0	0	0	2	64	100	7.20	1.600
46 Oliver Pérez, L ERA: 5.55	(6, 1)	1.0		5	2	0	0	0	0	0	0	0	0	0	13	21	0.00	2.000
32 Koda Glover, R ERA: 3.27	(7, 1)	2.0		8	2	1	1	3	0	0	0	0	1	0	19	24	4.50	1.000
18 Matt Belisle, R ERA: 1.83	(9, 1)	1.0		3	0	0	0	0	0	0	0	0	0	0	5	6	0.00	0.000

PITCHER		IP	WLS	BF	H	R	ER	SO	BB	IBB	HBP	BLK	WP	HR	S	P	ERA	WHIP

Colorado Rockies @ Washington Nationals

Nationals Park, Washington, DC

Sun Aug 28 2016, 1:37 PM - 4:28 PM EDT

Att. 28,124 - Sunny - 86 F

livebaseballscorecards.com

BOTTOM

Batter	1	2	3	4	5	6	7	8	9	AB	R	H	RBI	BB	SO	LOB
7 Trea Turner, R (1, 8) OBP: 0.366, SLG: 0.548	C FF 92 B FF 91 B CU 78 X FF 93 2-1 HR		C CH 85 C FF 92 B CU 77 F CH 86 X CH 88 1-2 ① L4		D SL 84 B SL 85 D CH 85 C FF 91 F SL 84 X FF 92 3-2 9 G4-6-3 2-3 1B			X SL 90 0-0 ① L8		4	1	2	1	0	0	0
9 Ben Revere, L (1, 7) OBP: 0.263, SLG: 0.302 32 Koda Glover, R (7, 1) 25 Clint Robinson, L (8, PH) OBP: 0.303, SLG: 0.359 18 Matt Belisle, R (9, 1)	C FF 91 F FF 91 X SL 85 0-2 ① G3		B SI 91 C FF 92 B SI 89 X FF 91 2-1 ② G4-3		C FF 92 X FF 92 0-1 ②③ G4-6-3 1-2f			F FF 93 B FF 94 B SL 84 C FF 94 X SL 84 2-2 ② F9		3 0 1 0	0 0 0 0	0 0 0 0	0 0 0 0	0 0 0 0	0 0 0 0	2 0 0 0
20 Daniel Murphy, L (1, 4) OBP: 0.387, SLG: 0.607	C FF 91 F FF 91 B FF 92 X CH 88 1-2 ② G6-3		B SI 90 C FF 92 C FF 92 F FF 92 B SL 86 X CU 77 2-2 E4			B SL 84 B FF 91 F FF 90 X SL 83 2-1 ① G3-1		C SL 85 X SI 94 0-1 ③ G4-3		4	0	0	0	0	0	0
34 Bryce Harper, L (1, 9) OBP: 0.387, SLG: 0.471	C FF 92 B SI 91 B FF 92 X SI 91 2-1 ③ G3-1		B CH 87 X CH 88 1-0 ③ G3			F FF 91 B FF 92 X CH 87 1-1 ② G4-3			B SL 84 B FF 93 C FF 93 B SL 85 X FF 93 3-1 HR	4	1	1	1	0	0	1
6 Anthony Rendon, R (1, 5) OBP: 0.355, SLG: 0.458		X FF 92 0-0 ① F7		C SL 85 F SL 84 X FF 91 0-2 ① F9		C CU 75 X FF 91 0-1 ③ P4			C SI 93 B ST 81 S ST 81 B ST 84 S SI 95 2-3 ① K	4	0	0	0	0	1	0
40 Wilson Ramos, R (1, 2) OBP: 0.363, SLG: 0.516		C FF 92 B CU 78 B SL 86 C CU 85 B SI 92 X FF 92 3-2 8 BB 1B		B FF 93 X FF 93 1-0 ② G1-3			X FF 90 0-0 HR		C ST 81 C ST 83 C SI 96 0-3 ② K	4	1	2	1	0	1	0
11 Ryan Zimmerman, R (1, 3) OBP: 0.275, SLG: 0.383		C CH 87 B SL 85 F CH 87 B FF 90 S CH 87 2-3 ② K		B CU 76 C FF 94 F CH 85 B CH 89 S CH 88 2-3 ③ K			F SL 83 B CU 79 C FF 93 B FF 90 S CU 77 2-3 ① K2-3		B SI 95 B SI 94 X SI 93 2-0 ③ F9	4	0	0	0	0	3	1
8 Danny Espinosa, S (1, 6) OBP: 0.322, SLG: 0.401		B FF 92 C FF 91 B SL 86 B FF 92 F FF 93 D CH 88 4-2 1-2 BB			C CH 85 B CU 76 T FF 92 X SI 92 1-2 7 1B 44 SH2-4 1B		S CH 86 S CU 76 B FF 92 F FF 92 B CU 74 F FF 93 S SL 86 2-3 ② K			2	0	1	0	1	1	0
44 Lucas Giolito, R (1, 1) OBP: 0.250, SLG: 0.250 46 Oliver Pérez, L (6, 1) OBP: 0.667, SLG: 1.000 14 Chris Heisey, R (7, 7) OBP: 0.291, SLG: 0.454		C FF 91 S SL 85 C FF 92 0-3 ③ K			T FF 88 S CU 74 B FF 89 X CU 74 1-2 ① SH2-4 1-2		B FF 93 C FF 93 S FF 94 S CU 76 1-3 ③ K2-3			1 0 1	0 0 0	0 0 0	0 0 0	0 0 0	1 0 1	2 0 0
Inning Stats	R: 1 E: 0 K: 0 S: 10 H: 1 LOB: 0 BB: 0 P: 15	R: 0 E: 0 K: 2 S: 12 H: 1 LOB: 2 BB: 1 P: 21	R: 0 E: 1 K: 0 S: 11 H: 0 LOB: 1 BB: 0 P: 17	R: 0 E: 0 K: 1 S: 7 H: 0 LOB: 0 BB: 0 P: 10	R: 0 E: 0 K: 0 S: 11 H: 2 LOB: 1 BB: 0 P: 16	R: 0 E: 0 K: 0 S: 6 H: 0 LOB: 0 BB: 0 P: 9	R: 1 E: 0 K: 3 S: 12 H: 1 LOB: 0 BB: 0 P: 17	R: 0 E: 0 K: 0 S: 6 H: 0 LOB: 0 BB: 0 P: 8	R: 1 E: 0 K: 2 S: 9 H: 1 LOB: 0 BB: 0 P: 16	1B: 3 2B: 0 3B: 0 HR: 3 SF: 0 SAC: 1 DP: 1 HBP: 0						

	AB	32
	R	3
	H	6
	RBI	3
	BB	1
	SO	8
	LOB	6

PITCHER		IP	WLS	BF	H	R	ER	SO	BB	IBB	HBP	BLK	WP	HR	S	P	ERA	WHIP
35 Chad Bettis, R ERA: 5.17	(1, 1)	7.0	W	27	5	2	2	6	1	0	0	0	0	2	69	105	2.57	0.857
24 Jordan Lyles, R ERA: 5.11	(8, 1)	0.1	H	1	0	0	0	0	0	0	0	0	0	0	1	1	0.00	0.000
48 Boone Logan, L ERA: 3.23	(8, 1)	0.2	H	3	1	1	1	0	0	0	0	0	0	1	7	12	13.50	1.500
0 Adam Ottavino, R ERA: 0.48	(9, 1)	1.0	S	3	0	0	0	2	0	0	0	0	0	0	7	11	0.00	0.000

PITCHER	IP	WLS	BF	H	R	ER	SO	BB	IBB	HBP	BLK	WP	HR	S	P	ERA	WHIP

Batter	1	2	3	4	5	6	7	8	9	AB	R	H	RBI	BB	SO	LOB
7 Trea Turner, R (1, 8) OBP: 0.361, SLG: 0.538	C FF 92 B SI 92 X FF 90 1-1 ① G4-3	B FF 91 C SI 91 X CH 84 1-1 ③ F8			C FF 91 B SI 92 S SI 91 F SL 82 B FF 93 B SL 84 X FF 90 3-2 ③ F8		D SL 85 B FF 94 F FF 90 B CH 84 F FF 91 F CH 84 C SL 83 3-3 ③ K		S FF 95 X FF 94 0-1 1-2 3-H 1B	5	0	1	1	0	1	3
28 Jayson Werth, R (1, 7) OBP: 0.344, SLG: 0.445	C SI 92 B FF 92 B FF 91 X SL 83 2-1 HR		B FF 91 C FF 91 B SI 91 X FF 90 2-1 ① G6-3			B FF 91 C CH 82 F FF 90 F FF 94 F FF 90 B SL 83 B SI 91 X CH 84 3-2 ① L7		B SI 93 B SL 80 C SI 93 C SL 82 B FF 93 F FF 93 S SL 83 3-3 ① K	B SL 89 S FF 94 C FF 94 F CU 82 F FF 95 F FF 94 X SL 90 1-2 ③ F9	5	1	1	1	0	1	2
20 Daniel Murphy, L (1, 4) OBP: 0.388, SLG: 0.606	C SI 90 B SI 91 B CH 85 F SI 92 X SL 84 2-2 ② G3-1		B SI 91 X FF 92 1-0 34 G4-6-3 1B			C SI 91 B SL 83 X CH 84 1-1 1B		C SI 93 X SL 82 0-1 ② P5		4	0	2	0	0	0	0
34 Bryce Harper, L (1, 9) OBP: 0.386, SLG: 0.468	C FF 93 B FF 93 F FF 92 B SI 94 B SL 86 D SL 86 4-2 6 1B BB		C SL 85 B FF 91 X CH 85 1-1 ② ③ G4-6-3 1-2f			X FF 90 0-0 ② F7		F SI 94 S SL 82 X SL 84 0-2 ③ G3		3	1	0	0	1	0	2
6 Anthony Rendon, R (1, 5) OBP: 0.354, SLG: 0.456	B FF 92 1 SAFE B FF 92 C FF 90 1 SAFE B FF 91 F SI 92 X FF 94 3-2 1-H 1B			F SI 91 C FF 89 B SL 85 B SL 85 B CH 84 X FF 90 3-2 ① F8		D SL 83 X FF 90 1-0 ③ F8			C FF 94 B SL 88 B FF 95 F FF 93 S SL 90 2-3 K 25 E 25 1B	4	1	1	1	0	1	1
40 Wilson Ramos, R (1, 2) OBP: 0.362, SLG: 0.514	C SL 84 1 SAFE X FF 91 0-1 ③ L9			X FF 92 0-0 ② F9			B SL 82 C CH 83 S CH 84 B FF 92 B CH 84 X SL 82 3-2 57 1B		X FF 94 0-0 ① P2	4	0	1	0	0	0	2
25 Clint Robinson, L (1, 3) OBP: 0.308, SLG: 0.363		B FF 91 C FF 90 X CH 83 1-1 1B		B SL 83 X SI 92 1-0 ③ P5			D FF 90 S CH 82 B CH 82 C FF 90 S CH 82 2-3 ① K		1 SAFE B FF 94 B FF 94 C FF 93 1 SAFE F CU 79 X FF 94 2-2 14 FC3-4 8 BB 7 1B 1-H 1B	4	1	2	1	0	1	1
8 Danny Espinosa, S (1, 6) OBP: 0.322, SLG: 0.398		B SL 83 F FF 92 B CH 84 B FF 91 X SI 92 3-1 ① L8			X FF 92 0-0 ① P5		B SL 83 F FF 88 D CH 84 D CH 84 F FF 91 S CH 84 3-3 ② K		B FF 94 B FF 94 B FF 92 B FF 92 4-0 14 FC3-4 1-2 BB	3	0	0	0	1	1	2
57 Tanner Roark, R (1, 1) OBP: 0.169, SLG: 0.127 23 Marc Rzepczynski, L (8, 1) 14 Chris Heisey, R (9, PH) OBP: 0.289, SLG: 0.450 43 Mark Melancon, R (9, 1)	C FF 92 L FF 91 D SL 84 B SL 84 X FF 91 2-2 ② F9				C FF 91 C SL 83 X FF 89 0-2 ② G4-3		D SL 83 X FF 93 1-0 1-2 1B		D CU 79 F SL 88 X SL 88 1-1 ② FC3-4 7 1B 1-2f 2-3	3 0 1 0	0 0 0 0	1 0 0 0	0 0 0 0	0 0 0 0	0 0 0 0	1 0 2 0
Inning Stats	R: 2 E: 0 K: 0 S: 14 H: 2 LOB: 1 BB: 1 P: 26	R: 0 E: 0 K: 0 S: 9 H: 1 LOB: 1 BB: 0 P: 16	R: 0 E: 0 K: 0 S: 5 H: 1 LOB: 0 BB: 0 P: 9	R: 0 E: 0 K: 0 S: 5 H: 0 LOB: 0 BB: 0 P: 9	R: 0 E: 0 K: 0 S: 8 H: 0 LOB: 0 BB: 0 P: 11	R: 0 E: 0 K: 0 S: 9 H: 1 LOB: 1 BB: 0 P: 14	R: 0 E: 0 K: 3 S: 14 H: 2 LOB: 2 BB: 0 P: 26	R: 0 E: 0 K: 1 S: 9 H: 0 LOB: 0 BB: 0 P: 12	R: 2 E: 1 K: 1 S: 17 H: 2 LOB: 2 BB: 1 P: 27	1B: 8 2B: 0 3B: 0 HR: 1	SF: 0 SAC: 0 DP: 1 HBP: 0						

TOP

Washington Nationals @ Philadelphia Phillies
Citizens Bank Park, Philadelphia, PA
Mon Aug 29 2016, 7:07 PM - 10:04 PM EDT
Att. 16,056 - Partly Cloudy - 89 F

livebaseballscorecards.com

AB	36
R	4
H	9
RBI	4
BB	2
SO	5
LOB	16

PITCHER		IP	WLS	BF	H	R	ER	SO	BB	IBB	HBP	BLK	WP	HR	S	P	ERA	WHIP
44 Jake Thompson, R ERA: 7.86	(1, 1)	7.0	L	28	7	2	2	3	1	0	0	0	0	1	64	111	2.57	1.143
31 Michael Mariot, R ERA: 8.1	(8, 1)	1.0		3	0	0	0	1	0	0	0	0	0	0	9	12	0.00	0.000
53 Frank Herrmann, R ERA: 12.0	(9, 1)	1.0		7	2	2	0	1	1	0	0	0	0	0	17	27	0.00	3.000

PITCHER		IP	WLS	BF	H	R	ER	SO	BB	IBB	HBP	BLK	WP	HR	S	P	ERA	WHIP

Batter	1	2	3	4	5	6	7	8	9	AB	R	H	RBI	BB	SO	LOB
16 César Hernández, S (1, 4) OBP: 0.353, SLG: 0.400	C FF 93 B SI 93 B SI 94 B SI 93 C SI 94 F SI 93 X SI 93 3-2 ① F7		B CU 77 B CU 76 C SI 93 B SI 92 C SI 92 F CU 77 B SI 93 4-2 BB		D CH 86 C SI 92 D CH 85 S SI 93 B SI 93 S CH 84 3-3 ③ K			B SI 94 F SL 84 X SI 93 1-1 ③ G4-3		3	0	0	0	1	1	1
37 Odúbel Herrera, L (1, 8) OBP: 0.361, SLG: 0.413	B SI 93 S SI 93 B SI 93 B SI 94 X SI 94 3-1 1B		F SI 92 X CU 76 0-1 ② P5			C SI 92 B CH 86 X CH 85 1-1 7 G6-4-3 1B			C FC 92 B FF 92 B FF 92 B FC 92 F FF 92 X FC 92 3-2 ① G1-3	4	0	2	0	0	0	2
7 Maikel Franco, R (1, 5) OBP: 0.302, SLG: 0.429	C SI 94 F SI 94 F SI 94 F SI 94 B SL 84 D SI 95 1 SAFE S CU 77 2-3 ② K		C SI 93 X SI 93 0-1 ③ F9			S SL 85 1 SAFE D SL 83 B SI 93 1 SAFE F SI 93 D CH 85 1 SAFE X SI 93 3-2 ①② G6-4-3 1-2f			X FF 93 0-0 ② L7	4	0	0	0	0	1	4
19 Tommy Joseph, R (1, 3) OBP: 0.297, SLG: 0.500	C SL 85 S SI 94 D SL 85 D SL 86 S SL 87 2-3 ③ K			S SL 86 X SI 93 0-1 23 G6-3 1B		B SI 94 C SI 94 S CU 78 X SI 94 1-2 ③ F8			C FC 90 S FC 92 B KC 81 C FC 92 1-3 ③ K	4	0	1	0	0	2	1
23 Aaron Altherr, R (1, 9) OBP: 0.309, SLG: 0.384		B SI 92 B SL 87 X SI 94 2-0 ① G5-3		C SI 92 S CH 85 B SI 92 D CU 78 F CH 85 X SI 92 2-2 ①② G6-3 1-2f			F SL 86 C SL 84 B CH 84 S SI 94 1-3 ① K			3	0	0	0	0	1	1
29 Cameron Rupp, R (1, 2) OBP: 0.319, SLG: 0.468		B SI 93 X SI 93 1-0 ② F8		B SL 87 C SI 94 F CU 78 F SI 94 X SI 94 1-2 ③ G6-3			T SI 93 B SI 92 B SL 88 B SL 87 X SI 93 3-1 ② F8			3	0	0	0	0	0	0
41 Jimmy Paredes, S (1, 7) OBP: 0.264, SLG: 0.403		B SI 93 B CH 84 X SI 94 2-0 ③ G5-3			S SI 92 B SI 93 S CH 86 S CU 78 1-3 ① K		B SI 93 X CU 77 1-0 ③ F7			3	0	0	0	0	1	0
13 Freddy Galvis, S (1, 6) OBP: 0.270, SLG: 0.383			C SI 92 C CU 78 H SI 92 1-2 44 SH1-4 HBP		C SI 93 F SI 93 X CU 78 0-2 44 SH5-4 1B			B SI 92 B SI 93 C SI 92 C SL 83 F SL 86 F SL 84 F SI 94 X CH 88 2-2 ① G4-3		2	0	1	0	0	0	0
44 Jake Thompson, R (1, 1) OBP: 0.200, SLG: 0.200 31 Michael Mariot, R (8, 1) 2 Tyler Goeddel, R (8, PH) OBP: 0.251, SLG: 0.298 53 Frank Herrmann, L (9, 1)			L SI 91 X SL 84 0-1 ① SH1-4 1-2		L CU 76 X CU 75 0-1 ② SH5-4 1-2			C SI 93 C CH 87 B SL 82 B CH 87 S SL 85 2-3 ② K		0 0 1 0	0 0 0 0	0 0 0 0	0 0 0 0	0 0 1 0	0 0 0 0	0 0 0 0
Inning Stats	R: 0 E: 0 K: 2 S: 14 H: 1 LOB: 1 BB: 0 P: 24	R: 0 E: 0 K: 0 S: 3 H: 0 LOB: 0 BB: 0 P: 8	R: 0 E: 0 K: 0 S: 11 H: 0 LOB: 2 BB: 1 P: 16	R: 0 E: 0 K: 0 S: 10 H: 1 LOB: 0 BB: 0 P: 13	R: 0 E: 0 K: 2 S: 11 H: 1 LOB: 1 BB: 0 P: 15	R: 0 E: 0 K: 0 S: 8 H: 1 LOB: 0 BB: 0 P: 13	R: 0 E: 0 K: 1 S: 6 H: 0 LOB: 0 BB: 0 P: 11	R: 0 E: 0 K: 1 S: 11 H: 0 LOB: 0 BB: 0 P: 16	R: 0 E: 0 K: 1 S: 7 H: 0 LOB: 0 BB: 0 P: 11	1B: 4 2B: 0 3B: 0 HR: 0	SF: 0 SAC: 2 DP: 2 HBP: 1			WP: 0 PB: 0 SB: 0 CS: 0	PA: 31		

PITCHER		IP	WLS	BF	H	R	ER	SO	BB	IBB	HBP	BLK	WP	HR	S	P	ERA	WHIP
57 Tanner Roark, R ERA: 2.87	(1, 1)	7.0	W	25	4	0	0	5	1	0	1	0	0	0	63	100	0.00	0.714
23 Marc Rzepczynski, L ERA: 2.72	(8, 1)	1.0	H	3	0	0	0	1	0	0	0	0	0	0	11	16	0.00	0.000
43 Mark Melancon, R ERA: 1.33	(9, 1)	1.0		3	0	0	0	1	0	0	0	0	0	0	7	11	0.00	0.000

PITCHER	IP	WLS	BF	H	R	ER	SO	BB	IBB	HBP	BLK	WP	HR	S	P	ERA	WHIP

BOTTOM

Washington Nationals @ Philadelphia Phillies
Citizens Bank Park, Philadelphia, PA
Mon Aug 29 2016, 7:07 PM - 10:04 PM EDT
Att. 16,056 - Partly Cloudy - 89 F

livebaseballscorecards.com

AB	27
R	0
H	4
RBI	0
BB	1
SO	7
LOB	9

Batter	1	2	3	4	5	6	7	8	9	AB	R	H	RBI	BB	SO	LOB
7 Trea Turner, R (1, 8) OBP: 0.364, SLG: 0.538	C FF 91 F FF 91 S CU 76 0-3 ① K	1 SAFE 1 SAFE S FF 92 B CU 77 C CU 76 F SI 93 1 SAFE X CU 76 1-2 ② P4		C FF 92 C CU 76 B SI 92 F CU 76 B CU 76 B CU 76 X SL 84 3-2 ③ 2-H 1B			B CU 74 B FF 93 X FF 92 2-0 28 S 1B			4	0	2	0	0	1	1
28 Jayson Werth, R (1, 7) OBP: 0.341, SLG: 0.441	C FF 90 B FF 91 C FF 92 B FF 92 B CU 77 X FF 92 3-2 ② L8	B CU 75 C FF 92 C CU 78 1 SAFE X FF 93 1-2 ③ P4			X FF 90 0-0 ① F8		P PO 88 X SL 81 1-0 ③ P4 1-2			4	0	0	0	0	0	2
20 Daniel Murphy, L (1, 4) OBP: 0.387, SLG: 0.605	F FF 91 F SI 90 F CU 75 X CU 75 0-2 34 2B 2B		B CU 75 F SI 91 X SI 91 1-1 ① L7		C SI 92 F CU 76 X FF 92 0-2 ② F9			B SI 95 B FF 96 B SI 96 X FF 97 3-0 ① F8		4	1	1	0	0	0	0
34 Bryce Harper, L (1, 9) OBP: 0.385, SLG: 0.468	X SI 91 0-0 40 1B 2-H 2B		B CU 75 F SL 83 X CU 76 1-1 ② F9		C CU 74 S CU 76 X CU 76 0-2 ③ L9			B SI 90 B FS 89 B SI 96 C SI 96 S FS 88 X FS 88 3-2 ② F7		4	1	1	1	0	0	0
6 Anthony Rendon, R (1, 5) OBP: 0.353, SLG: 0.453	B FF 92 B SL 83 C SL 84 B FF 91 B SL 83 4-1 40 1B BB		B FF 91 X FF 92 1-0 ③ L8			C CU 72 S FF 90 B CU 75 B SL 81 C SI 92 2-3 ① K		S FF 96 B SI 96 B FF 95 S FS 88 X FS 88 2-2 ③ L5		3	0	0	0	1	1	0
40 Wilson Ramos, R (1, 2) OBP: 0.361, SLG: 0.511	D CU 76 X SI 92 1-0 1-2 2-H 1B			C FF 91 B CU 75 F CH 83 B FF 92 B CU 77 S SL 84 3-3 ① K		B CU 73 C SI 90 F CH 83 B CU 75 X CU 77 2-2 ② G6-3			S CU 78 X SL 84 0-1 ① L8	4	0	1	1	0	1	0
11 Ryan Zimmerman, R (1, 3) OBP: 0.275, SLG: 0.380	C SL 83 B CU 78 F FF 91 B FF 92 X CU 78 2-2 ③ P1			B FF 92 C SL 84 B SL 83 B FF 92 B FF 92 4-1 8 1B 31 SH1-4 BB		B FF 90 C SL 80 C CU 76 X SI 92 1-2 ③ F8			B FF 98 F FF 96 S SL 83 S SL 85 1-3 ② K	3	1	0	0	1	1	2
8 Danny Espinosa, S (1, 6) OBP: 0.325, SLG: 0.400		B FF 90 B FF 91 F FF 91 F FF 92 B CU 76 B CU 77 4-2 BB		B FF 91 B CH 84 X FF 91 2-0 31 SH1-4 7 1B 1-3 1B			C CU 73 F CU 73 T FF 93 0-2 ① K		B FF 98 F SL 81 F SL 83 X FF 97 1-2 1B	3	0	2	0	1	1	0
31 Max Scherzer, R (1, 1) OBP: 0.194, SLG: 0.183 25 Clint Robinson, L (9, PH) OBP: 0.306, SLG: 0.360 43 Mark Melancon, R (9, 1)		B FF 93 1 SAFE T FF 91 L FF 92 L CU 76 1-3 ① K		1 SAFE L SL 83 1 SAFE X SL 83 0-1 ② SH1-4 1-2 3-H			C SI 91 F CU 74 X SL 80 0-2 ② G1-3		B SL 82 B CU 79 F FF 97 1 SAFE B SL 80 C CU 79 S SL 84 3-3 ③ K	2 1 0	0 0 0	0 0 0	1 0 0	0 0 0	1 1 0	1 1 0
Inning Stats	R: 2 E: 0 K: 1 S: 16 H: 3 LOB: 2 BB: 1 P: 26	R: 0 E: 0 K: 1 S: 12 H: 0 LOB: 1 BB: 1 P: 19	R: 0 E: 0 K: 0 S: 5 H: 0 LOB: 0 BB: 0 P: 8	R: 1 E: 0 K: 1 S: 11 H: 2 LOB: 2 BB: 1 P: 23	R: 0 E: 0 K: 0 S: 7 H: 0 LOB: 0 BB: 0 P: 7	R: 0 E: 0 K: 1 S: 9 H: 0 LOB: 0 BB: 0 P: 14	R: 0 E: 0 K: 1 S: 9 H: 1 LOB: 1 BB: 0 P: 11	R: 0 E: 0 K: 0 S: 7 H: 0 LOB: 0 BB: 0 P: 15	R: 0 E: 0 K: 2 S: 11 H: 1 LOB: 1 BB: 0 P: 16	1B: 5 2B: 2 3B: 0 HR: 0 SF: 0 SAC: 1 DP: 0 HBP: 0						WP: 0 PB: 0 SB: 1 CS: 0 PA: 36

PITCHER		IP	WLS	BF	H	R	ER	SO	BB	IBB	HBP	BLK	WP	HR	S	P	ERA	WHIP
48 Jerad Eickhoff, R ERA: 3.9	(1, 1)	6.0	L	25	5	3	3	4	3	0	0	0	0	0	60	97	4.50	1.333
31 Michael Mariot, R ERA: 7.36	(7, 1)	1.0		4	1	0	0	1	0	0	0	0	0	0	9	11	0.00	1.000
50 Héctor Neris, R ERA: 2.14	(8, 1)	1.0		3	0	0	0	0	0	0	0	0	0	0	7	15	0.00	0.000
61 Edubray Ramos, R ERA: 3.49	(9, 1)	1.0		4	1	0	0	2	0	0	0	0	0	0	11	16	0.00	1.000

PITCHER	IP	WLS	BF	H	R	ER	SO	BB	IBB	HBP	BLK	WP	HR	S	P	ERA	WHIP

TOP

Washington Nationals @ Philadelphia Phillies

Citizens Bank Park, Philadelphia, PA

Tue Aug 30 2016, 7:08 PM - 9:50 PM EDT

Att. 16,378 - Partly Cloudy - 82 F

livebaseballscorecards.com

AB	32
R	3
H	7
RBI	3
BB	3
SO	7
LOB	7

Batter	1	2	3	4	5	6	7	8	9	AB	R	H	RBI	BB	SO	LOB
16 César Hernández, S (1, 4) OBP: 0.352, SLG: 0.398	X FF 94 0-0 ① L8			B CU 78 C FF 94 F FF 94 B FC 90 X CH 88 2-2 ① G4-3		F FF 93 F SL 88 D CH 84 B CH 86 F FF 94 S CU 78 2-3 ②③ K 2-3			B FC 93 B FC 92 B FC 92 C FC 94 B FC 93 4-1 7 G6-4-3 BB	3	0	0	0	1	1	1
37 Odúbel Herrera, L (1, 8) OBP: 0.360, SLG: 0.412	C FF 94 C FF 95 B FC 90 F FF 95 F FF 96 S FC 90 1-3 ② K			B FF 94 X CH 88 1-0 ② G3-1			C CU 78 S CH 85 B SL 88 X SL 88 1-2 6 HR 1B		B FC 92 F FC 93 C FC 92 F FF 92 F KC 82 S FC 93 1-3 ① K	4	1	1	0	0	2	1
7 Maikel Franco, R (1, 5) OBP: 0.299, SLG: 0.426	X FF 95 0-0 ③ G6-3			X FF 94 0-0 ③ F9			X FF 93 0-0 ① P5		X FC 92 0-0 ②③ G6-4-3 1-2f	4	0	0	0	0	0	2
6 Ryan Howard, L (1, 3) OBP: 0.250, SLG: 0.442		B CU 78 S FF 94 F FF 95 S FF 96 1-3 ① K			B FF 95 S SL 88 F FF 94 B CH 88 S CH 88 2-3 ① K		F FF 91 X FF 92 0-1 1-H HR			3	1	1	2	0	2	0
29 Cameron Rupp, R (1, 2) OBP: 0.320, SLG: 0.465		C SL 87 F FF 95 S SL 85 0-3 ② K			B FF 94 F SL 86 B SL 86 B FF 95 B SL 86 4-1 BB		B SL 86 B SL 86 C FF 95 F FF 94 F CH 87 F FF 96 X SL 85 2-2 ② P5			2	0	0	0	1	1	0
23 Aaron Altherr, R (1, 9) OBP: 0.302, SLG: 0.374		C FF 95 B FF 95 S FF 95 B CH 87 S SL 87 2-3 ③ K			B SL 85 X FF 94 1-0 ② F8		C SL 83 B FF 94 B FF 93 C SL 85 F FF 95 B SL 86 S SL 86 3-3 ③ K			3	0	0	0	0	2	1
41 Jimmy Paredes, S (1, 7) OBP: 0.259, SLG: 0.394			C CU 79 F FF 94 B CH 87 S CH 87 1-3 ① K		F CH 87 X FF 94 0-1 ③ G4-3			S CH 86 S FC 88 B CH 85 B FF 94 C FF 95 2-3 ① K		3	0	0	0	0	2	1
13 Freddy Galvis, S (1, 6) OBP: 0.270, SLG: 0.384			C FF 94 B FF 95 S FC 90 F FF 95 B CU 79 S FF 96 2-3 ② K			S SL 88 F FF 94 X FF 94 0-2 16 CS 2B		C FF 94 B FF 94 X FF 95 1-1 ② P4		3	0	1	0	0	1	0
48 Jerad Eickhoff, R (1, 1) OBP: 0.184, SLG: 0.229 2 Tyler Goeddel, R (6, PH) OBP: 0.250, SLG: 0.296 31 Michael Mariot, R (7, 1) 50 Héctor Neris, R (8, 1) 19 Tommy Joseph, R (8, PH) OBP: 0.296, SLG: 0.498 61 Edubray Ramos, R (9, 1)			X FF 94 0-0 ③ P5			S SL 86 B FF 94 F FF 93 D SL 85 X SL 87 2-2 ① L7		B SL 86 B FF 95 S SL 86 B FF 94 F FF 96 C FF 95 3-3 ③ K		1 1 0 0 1 0	0 0 0 0 0 0	0 0 0 0 0 0	0 0 0 0 0 0	0 0 0 0 1 0	0 1 0 0 0 0	0 0 0 0 0 0
Inning Stats	R: 0 E: 0 K: 1 S: 7 H: 0 LOB: 0 BB: 0 P: 8	R: 0 E: 0 K: 3 S: 9 H: 0 LOB: 0 BB: 0 P: 12	R: 0 E: 0 K: 2 S: 8 H: 0 LOB: 0 BB: 0 P: 11	R: 0 E: 0 K: 0 S: 5 H: 0 LOB: 0 BB: 0 P: 8	R: 0 E: 0 K: 1 S: 7 H: 0 LOB: 1 BB: 1 P: 14	R: 0 E: 0 K: 1 S: 10 H: 1 LOB: 0 BB: 0 P: 14	R: 2 E: 0 K: 1 S: 15 H: 2 LOB: 0 BB: 0 P: 21	R: 0 E: 0 K: 2 S: 8 H: 0 LOB: 0 BB: 0 P: 14	R: 0 E: 0 K: 1 S: 7 H: 0 LOB: 0 BB: 1 P: 12	1B: 1 2B: 1 3B: 0 HR: 1 SF: 0 SAC: 0 DP: 1 HBP: 0				WP: 0 PB: 0 SB: 0 CS: 1		PA: 30

PITCHER		IP	WLS	BF	H	R	ER	SO	BB	IBB	HBP	BLK	WP	HR	S	P	ERA	WHIP
31 Max Scherzer, R ERA: 2.89	(1, 1)	8.0	W	27	3	2	2	11	1	0	0	0	0	1	69	102	2.25	0.500
43 Mark Melancon, R ERA: 1.3	(9, 1)	1.0	S	3	0	0	0	1	1	0	0	0	0	0	7	12	0.00	1.000

PITCHER	IP	WLS	BF	H	R	ER	SO	BB	IBB	HBP	BLK	WP	HR	S	P	ERA	WHIP

BOTTOM

Washington Nationals @ Philadelphia Phillies

Citizens Bank Park, Philadelphia, PA

Tue Aug 30 2016, 7:08 PM - 9:50 PM EDT

Att. 16,378 - Partly Cloudy - 82 F

livebaseballscorecards.com

AB	28
R	2
H	3
RBI	2
BB	2
SO	12
LOB	7

Washington Nationals @ Philadelphia Phillies

Citizens Bank Park, Philadelphia, PA

Wed Aug 31 2016, 7:10 PM - 9:58 PM EDT

Att. 16,503 - Cloudy - 86 F

livebaseballscorecards.com

TOP

Batter	1	2	3	4	5	6	7	8	9	AB	R	H	RBI	BB	SO	LOB
3 Michael Taylor, R (1, 8) OBP: 0.269, SLG: 0.365	C FF 90 F FF 90 B FF 90 F SL 81 B CH 78 B CH 79 S FF 91 3-3 ① K		B CH 78 F FF 91 X CH 78 1-1 ② P4			C SL 80 B FF 91 S CH 77 B FF 90 S CH 78 2-3 ② K		C FS 87 C FF 95 F FF 94 B FS 88 F FS 88 S FF 96 1-3 ① K		4	0	0	0	0	3	1
28 Jayson Werth, R (1, 7) OBP: 0.343, SLG: 0.448	B FF 89 B FF 90 B CH 79 F FF 90 X FF 91 3-1 HR		B FF 91 B SL 81 F FF 91 C CH 79 F FF 92 B FF 92 S CH 80 3-3 ③ K			C CU 76 F FF 90 B SL 81 F CH 78 X CH 78 1-2 ③ G5-3		C FF 96 B FF 96 C SI 89 B FF 96 X SI 90 2-2 1B		4	1	2	1	0	1	1
20 Daniel Murphy, L (1, 4) (9, 3) OBP: 0.384, SLG: 0.600	C FF 92 X FF 90 0-1 ② P3			F SL 80 X SL 81 0-1 ① F9			B FF 90 B FF 91 B SL 81 C FF 92 S FF 90 X SL 84 3-2 ① G4-3	1 SAFE B FS 89 B FS 89 S SI 89 F SI 95 1 SAFE 1 SAFE S FS 88 2-3 ② K		4	0	0	0	0	1	1
34 Bryce Harper, L (1, 9) OBP: 0.382, SLG: 0.464	C SL 84 B SL 85 X SL 84 1-1 ③ G5-3			C FF 92 B FF 92 B SL 83 X SL 84 2-1 ② G4-3			B SL 84 C FF 92 S SL 84 F FF 93 F SL 85 F SL 82 F SL 84 B FF 91 S SL 82 2-3 ② K	1 SAFE X FS 88 0-0 ③ G1-6-3		4	0	0	0	0	1	1
6 Anthony Rendon, R (1, 5) OBP: 0.354, SLG: 0.456		B FF 88 B CU 75 X FF 89 2-0 ① G5-3		B CU 77 X FF 91 1-0 ③ G6-3			B CH 77 B FF 92 X CH 78 2-0 40 1B 2B		C SI 92 C CU 76 F SI 93 F SI 94 B CU 76 X CH 84 1-2 40 G5-4-3 1B	4	1	2	0	0	0	0
40 Wilson Ramos, R (1, 2) OBP: 0.360, SLG: 0.508		B FF 90 X FF 89 1-0 ② G5-3			B CH 76 X FF 90 1-0 ① L8		S CH 76 S FF 92 B FF 92 B CH 77 F CH 79 F FF 93 B SL 81 X FF 93 3-2 8 BB 11 1B 2-H 1B		C SI 93 B SI 92 F CH 84 1 SAFE B SI 91 X SI 91 2-2 ① ② G5-4-3 1-2f	4	0	1	1	0	0	1
11 Ryan Zimmerman, R (1, 3) OBP: 0.275, SLG: 0.379 27 Shawn Kelley, R (9, 1)		B FF 90 C CH 78 X FF 91 1-1 ③ G4-3			F FF 91 B FF 92 B FF 91 F CH 77 B FF 91 X CH 78 3-2 ② G2-3		B SL 81 C CU 79 B SL 82 F FF 96 X SL 83 2-2 8 BB 1-2 1B		B SI 92 B CU 76 C SI 92 C SI 92 S SI 93 2-3 ③ K	4	0	1	0	0	1	0
										0	0	0	0	0	0	0
8 Danny Espinosa, S (1, 6) OBP: 0.325, SLG: 0.398			B SL 78 S CH 77 B FF 91 F FF 89 B SL 83 X CH 78 3-2 ① G5-3		C CU 76 S SL 83 B CH 78 X FF 92 1-2 ③ F9		B SL 82 B SL 80 B CU 79 C FF 96 B FF 97 4-1 1-2 2-3 BB			2	0	0	0	1	0	0
47 Gio González, R (1, 1) OBP: 0.133, SLG: 0.140 25 Clint Robinson, L (7, PH) OBP: 0.304, SLG: 0.358 45 Blake Treinen, R (7, 1) 23 Marc Rzepczynski, L (8, 1) 7 Trea Turner, R (9, 4) OBP: 0.364, SLG: 0.538			B FF 89 X FF 91 1-0 E4			C FF 88 S CH 75 S CH 76 0-3 ① K	S FF 97 B FF 96 B FF 97 F SL 86 X SL 84 1-2 ③ G4-3			2	0	0	0	0	1	0
										1	0	0	0	0	0	3
										0	0	0	0	0	0	0
										0	0	0	0	0	0	0
										0	0	0	0	0	0	0

Inning Stats	1	2	3	4	5	6	7	8	9
R	1	0	0	0	0	0	1	0	0
E	0	0	1	0	0	0	0	0	0
K	1	0	1	0	0	2	1	2	1
S	10	4	10	5	8	10	24	12	11
H	1	0	0	0	0	0	3	1	0
LOB	0	0	1	0	0	0	3	1	0
BB	0	0	0	0	0	0	1	0	0
P	17	8	18	8	13	13	41	17	16

1B: 4	SF: 0	WP: 0
2B: 1	SAC: 0	PB: 0
3B: 0	DP: 1	SB: 0
HR: 1	HBP: 0	CS: 0

PA: 34

AB	33
R	2
H	6
RBI	2
BB	1
SO	8
LOB	8

PITCHER		IP	WLS	BF	H	R	ER	SO	BB	IBB	HBP	BLK	WP	HR	S	P	ERA	WHIP
39 Adam Morgan, L ERA: 6.21	(1, 1)	6.2	L	24	3	2	2	5	0	0	0	0	0	1	63	103	2.70	0.450
61 Edubray Ramos, R ERA: 3.45	(7, 1)	0.1		3	1	0	0	0	1	0	0	0	0	0	8	15	0.00	6.000
50 Héctor Neris, R ERA: 2.11	(8, 1)	1.0		4	1	0	0	2	0	0	0	0	0	0	12	17	0.00	1.000
46 Jeanmar Gómez, R ERA: 2.97	(9, 1)	1.0		3	1	0	0	1	0	0	0	0	0	0	11	16	0.00	1.000

PITCHER		IP	WLS	BF	H	R	ER	SO	BB	IBB	HBP	BLK	WP	HR	S	P	ERA	WHIP

Batter	1	2	3	4	5	6	7	8	9	AB	R	H	RBI	BB	SO	LOB
16 César Hernández, S (1, 4) OBP: 0.351, SLG: 0.395	C FF 90 B FF 92 F CU 77 B FF 91 S CU 78 2-3 ① **K**		C CH 84 B CU 77 F CH 86 B FF 93 F CU 79 B CU 77 X SI 92 3-2 ③ **G5-3**			B SI 89 B SI 90 C FF 91 F FF 91 B CU 77 X FF 92 3-2 ① **L9**			B SI 93 B SI 92 C SI 92 B SI 92 B SI 92 4-1 37 G6-4-3 BB	3	0	0	0	1	1	0
37 Odúbel Herrera, L (1, 8) OBP: 0.359, SLG: 0.410	S FF 93 F FF 92 B CU 79 B FF 93 B FF 87 X FF 93 3-2 7 WP 1B			C FF 90 B FF 92 F FF 92 F FF 93 X CU 78 1-2 ① **G4-3**		F FF 92 C FF 93 B CH 84 F CH 85 F CU 79 S FF 92 1-3 ② **K**			1 SAFE X SL 86 0-0 ①② **G6-4-3** 1-2f	4	0	1	0	0	1	1
7 Maikel Franco, R (1, 5) OBP: 0.297, SLG: 0.422	B SI 92 F CH 83 F SI 92 B CU 78 D CH 86 X CH 86 3-2 ② **G6-3** 1-2			C CU 78 X FF 92 0-1 ② **L3**		F FF 93 X FF 92 0-1 ③ **G4-3**			F FF 95 B FF 94 S FF 94 X FF 95 1-2 ③ **G4-3**	4	0	0	0	0	0	1
19 Tommy Joseph, R (1, 3) OBP: 0.292, SLG: 0.492	D CH 85 B SI 93 C FF 92 S CH 86 C FF 93 2-3 ③ **K**			B CH 86 B FF 93 S CH 85 F FF 94 F CU 79 X CH 86 2-2 ③ **G5-3**			F SI 97 B SL 89 F SI 96 F SL 90 B SL 88 X SI 98 2-2 ① **G3-1**			3	0	0	0	0	1	1
23 Aaron Altherr, R (1, 9) OBP: 0.295, SLG: 0.364		X FF 91 0-0 ① **G6-3**			C FF 90 C FF 91 X CH 84 0-2 ① **G5-3**		X SI 98 0-0 ② **G6-3**			3	0	0	0	0	0	0
13 Freddy Galvis, S (1, 6) OBP: 0.271, SLG: 0.390		B FF 91 C FF 91 B CU 78 T FF 92 X FF 92 2-2 ② **L3**			B CU 77 F FF 91 F FF 92 B FF 93 B CH 86 X FF 94 3-2 HR		B SL 90 C SL 88 F SI 98 B SI 90 C SI 97 2-3 ③ **K**			3	1	1	1	0	1	0
34 A.J. Ellis, R (1, 2) OBP: 0.279, SLG: 0.253		B FF 92 C SI 92 C CH 85 B FF 93 B CU 79 X FF 93 3-2 ③ **L9**			C CH 85 B FF 93 X CH 85 1-1 ② **G6-3**			B SI 95 B SI 96 B SI 96 C SI 95 X SI 95 3-1 ① **G6-3**		3	0	0	0	0	0	0
2 Tyler Goeddel, R (1, 7) OBP: 0.252, SLG: 0.295 41 Jimmy Paredes, S (8, PH) OBP: 0.257, SLG: 0.391 (9, 7)			B FF 90 C CH 83 B CH 83 B SI 91 F FF 92 F FF 93 X FF 93 3-2 ① **G4-3**		C FF 91 S CU 79 B FF 92 B CU 78 B CH 87 B CH 85 4-2 BB			C SI 93 X CH 87 0-1 ② **G6-3**		1 1	0 0	0 0	0 0	1 0	0 0	0 0
39 Adam Morgan, L (1, 1) OBP: 0.083, SLG: 0.125 61 Edubray Ramos, R (7, 1) 50 Héctor Neris, R (8, 1) 6 Ryan Howard, L (8, PH) OBP: 0.249, SLG: 0.440 46 Jeanmar Gómez, R (9, 1)			B FF 92 X FF 93 1-0 ② **L7**		B FF 93 C FF 92 B FF 92 C FF 92 B FF 92 S FF 91 3-3 ③ **K**			B SI 93 S SI 92 S SL 85 B SL 85 S SI 94 2-3 ③ **K**		2 0 0 1 0	0 0 0 0 0	0 0 0 0 0	0 0 0 0 0	1 0 0 1 0	1 0 0 0 0
Inning Stats	R: 0 E: 0 K: 2 S: 12 H: 1 LOB: 1 BB: 0 P: 22	R: 0 E: 0 K: 0 S: 7 H: 0 LOB: 0 BB: 0 P: 12	R: 0 E: 0 K: 0 S: 9 H: 0 LOB: 0 BB: 0 P: 16	R: 0 E: 0 K: 0 S: 10 H: 0 LOB: 0 BB: 0 P: 13	R: 1 E: 0 K: 1 S: 13 H: 1 LOB: 1 BB: 1 P: 24	R: 0 E: 0 K: 1 S: 10 H: 0 LOB: 0 BB: 0 P: 14	R: 0 E: 0 K: 1 S: 8 H: 0 LOB: 0 BB: 0 P: 12	R: 0 E: 0 K: 1 S: 7 H: 0 LOB: 0 BB: 0 P: 12	R: 0 E: 0 K: 0 S: 5 H: 0 LOB: 0 BB: 1 P: 10	1B: 1 2B: 0 3B: 0 HR: 1	SF: 0 SAC: 0 DP: 1 HBP: 0			WP: 1 PB: 0 SB: 0 CS: 0	PA: 30		

PITCHER		IP	WLS	BF	H	R	ER	SO	BB	IBB	HBP	BLK	WP	HR	S	P	ERA	WHIP
47 Gio González, L ERA: 4.14	(1, 1)	6.0	W	21	2	1	1	4	1	0	0	0	1	1	61	101	1.50	0.500
45 Blake Treinen, R ERA: 2.59	(7, 1)	1.1	H	4	0	0	0	1	0	0	0	0	0	0	10	17	0.00	0.000
23 Marc Rzepczynski, L ERA: 2.63	(8, 1)	1.1	H	4	0	0	0	1	1	0	0	0	0	0	7	13	0.00	0.750
27 Shawn Kelley, R ERA: 3.21	(9, 1)	0.1	S	1	0	0	0	0	0	0	0	0	0	0	3	4	0.00	0.000

PITCHER	IP	WLS	BF	H	R	ER	SO	BB	IBB	HBP	BLK	WP	HR	S	P	ERA	WHIP

BOTTOM

Washington Nationals @ Philadelphia Phillies
Citizens Bank Park, Philadelphia, PA
Wed Aug 31 2016, 7:10 PM - 9:58 PM EDT
Att. 16,503 - Cloudy - 86 F

livebaseballscorecards.com

AB	28
R	1
H	2
RBI	1
BB	2
SO	6
LOB	4

Washington Nationals @ New York Mets

Citi Field, Flushing, NY

Fri Sep 02 2016, 7:13 PM - 10:19 PM EDT

Att. 32,040 - Partly Cloudy - 79 F

livebaseballscorecards.com

TOP

Batter	1	2	3	4	5	6	7	8	9	AB	R	H	RBI	BB	SO	LOB
7 Trea Turner, R (1, 8) OBP: 0.367, SLG: 0.537	F FF 98 S FF 97 X FF 98 0-2 28 S 34 SF8 1B		B SL 92 F SI 97 S SI 98 F SI 98 X CH 90 1-2 ② G5-3		S CU 86 X CH 90 0-1 ③ P4			B FF 93 C FF 91 B FF 90 F FF 91 B FF 87 X CH 86 3-2 1B		4	1	2	0	0	0	0
28 Jayson Werth, R (1, 7) OBP: 0.340, SLG: 0.444	B FF 98 B SI 98 C SI 98 B FF 98 F FF 99 X CU 84 3-2 ① L6 1-3		B CU 83 C CU 82 X FF 98 1-1 ③ L8			B SI 96 C SL 90 B SI 97 C SL 90 X SI 98 2-2 ① G4-3		1 SAFE 1 SAFE X FF 91 0-0 ③ F7		4	0	0	0	0	0	2
20 Daniel Murphy, L (1, 4) OBP: 0.385, SLG: 0.598	B SI 99 B SI 98 F SI 100 B SI 99 S SI 98 B SI 99 4-2 6 S BB			C SI 96 X FF 97 0-1 ① G3-1		C CH 90 B FF 98 F FF 98 S SL 91 1-3 ② K			C SI 90 X SI 89 0-1 34 2B 6 1B 1B	3	1	1	0	1	1	0
34 Bryce Harper, L (1, 9) OBP: 0.383, SLG: 0.470	C SI 98 F SI 99 F SI 99 X FF 100 0-2 ② SF8 3-H			C CH 90 S CH 88 B FF 98 F SI 98 B CH 89 B SL 91 X SI 98 3-2 40 S 40 1B 2B		B SL 92 B CH 90 B CH 92 X SI 98 3-0 ③ L9			B SI 90 B CU 70 B SI 90 C SL 88 C SI 89 X SI 89 3-2 1-3 6 1B 2B	3	2	2	1	0	0	0
6 Anthony Rendon, R (1, 5) OBP: 0.353, SLG: 0.454	C SL 91 T FF 100 B FF 99 F FF 99 X CU 84 1-2 ③ F7 1-2			C SI 97 B SI 98 X SL 89 1-1 ② F7			B SI 95 B SI 96 S SL 89 B SI 96 F SI 98 X SL 92 3-2 ① P4		C SL 87 X FF 98 0-1 8 FC3-6 40 1B 2-H 3-H 1B	4	0	1	2	0	0	2
40 Wilson Ramos, R (1, 2) OBP: 0.361, SLG: 0.508		C SI 96 C SI 97 F SI 97 F SL 90 F FF 97 F CH 90 F SI 98 S SI 98 0-3 ① K		F FF 98 B FF 98 S CH 89 X FF 98 1-2 2-H 1B			S SL 92 B CH 90 B CU 85 X SL 92 2-1 ② G1-3		1 SAFE B FF 96 X FF 95 1-0 8 FC3-6 1-2 1B	4	0	2	1	0	1	0
25 Clint Robinson, L (1, 3) OBP: 0.299, SLG: 0.352 32 Koda Glover, R (7, 1) 46 Oliver Pérez, L (8, 1) OBP: 0.667, SLG: 1.000 14 Chris Heisey, R (9, PH) OBP: 0.287, SLG: 0.446 43 Mark Melancon, R (9, 1)		B SI 97 C SI 98 B SI 97 F CH 91 F CU 85 X FF 99 2-2 ② G1-3		C CH 90 B SI 98 X CH 90 1-1 ③ G4-3			B CH 90 C FF 97 B SI 98 B CH 91 C CH 89 S SL 92 3-3 ③ K		C FF 90 X CH 89 0-1 ① P5	3 0 0 1 0	0 0 0 0 0	0 0 0 0 0	0 0 0 0 0	1 0 0 0 0	1 0 0 2 0	
8 Danny Espinosa, S (1, 6) OBP: 0.323, SLG: 0.394		X FF 98 0-0 ③ F9			C FF 96 B SL 90 C FF 97 X FF 98 1-2 ① P6			B FF 91 C FF 90 B KC 81 F FF 91 C FF 91 2-3 ① K	B FF 90 B FF 98 X SL 88 2-0 ② FC3-6 1-2f 2-3	4	0	0	0	0	1	2
22 A.J. Cole, R (1, 1) 23 Marc Rzepczynski, L (7, 1) 11 Ryan Zimmerman, R (7, 3) OBP: 0.273, SLG: 0.376			C FF 96 C SI 97 F SI 98 S SL 90 0-3 ① K		B SI 97 S SL 91 B SL 90 X SI 98 2-1 ② G6-3			C FF 92 S FF 92 F FF 92 F CH 87 F FF 91 B KC 83 C FF 90 1-3 ② K	C FF 97 B FF 96 B SL 85 C SL 85 1 SAFE F FF 97 T FF 96 2-2 ③ K	2 0 2	0 0 0	0 0 0	0 0 0	1 0 2	0 0 2

AB	34
R	4
H	8
RBI	4
BB	1
SO	7
LOB	11

Inning Stats	1	2	3	4	5	6	7	8	9	1B: 6	SF: 1	WP: 0	PA: 36
	R: 1 E: 0 K: 0 S: 16	R: 0 E: 0 K: 1 S: 13	R: 0 E: 0 K: 1 S: 10	R: 1 E: 0 K: 0 S: 13	R: 0 E: 0 K: 0 S: 7	R: 0 E: 0 K: 1 S: 7	R: 0 E: 0 K: 1 S: 8	R: 0 E: 0 K: 2 S: 13	R: 2 E: 0 K: 1 S: 15	2B: 2 3B: 0 HR: 0	SAC: 0 DP: 0 HBP: 0	PB: 0 SB: 4 CS: 0	
	H: 1 LOB: 1 BB: 1 P: 24	H: 0 LOB: 0 BB: 0 P: 15	H: 0 LOB: 0 BB: 0 P: 12	H: 2 LOB: 1 BB: 0 P: 19	H: 0 LOB: 0 BB: 0 P: 10	H: 0 LOB: 0 BB: 0 P: 13	H: 0 LOB: 0 BB: 0 P: 16	H: 1 LOB: 1 BB: 0 P: 19	H: 4 LOB: 2 BB: 0 P: 23				

PITCHER		IP	WLS	BF	H	R	ER	SO	BB	IBB	HBP	BLK	WP	HR	S	P	ERA	WHIP
34 Noah Syndergaard, R ERA: 2.56	(1, 1)	7.0	L	25	3	2	2	4	1	0	0	0	0	0	74	109	2.57	0.571
59 Fernando Salas, R ERA: 4.32	(8, 1)	1.0		4	1	0	0	2	0	0	0	0	0	0	13	19	0.00	1.000
39 Jerry Blevins, L ERA: 2.72	(9, 1)	0.0		2	2	2	2	0	0	0	0	0	0	0	5	8	∞	∞
47 Hansel Robles, R ERA: 3.95	(9, 1)	1.0		5	2	0	0	1	0	0	0	0	0	0	10	15	0.00	2.000

PITCHER		IP	WLS	BF	H	R	ER	SO	BB	IBB	HBP	BLK	WP	HR	S	P	ERA	WHIP

BOTTOM

Batter	1	2	3	4	5	6	7	8	9	AB	R	H	RBI	BB	SO	LOB
7 José Reyes, S (1, 5) OBP: 0.329, SLG: 0.464	C SI 90 F SI 92 F SL 82 F SL 84 S SI 92 0-3 K ①		F FF 92 X CH 85 0-1 G4-3 ③		B CU 74 B CH 84 F SI 89 F SL 81 B CU 74 X FF 90 3-2 P3 ③		C SL 91 F SL 91 D SL 91 B SL 90 F SL 92 F SI 98 S SI 97 2-3 K ③			4	0	0	0	0	2	2
13 Asdrúbal Cabrera, S (1, 6) OBP: 0.326, SLG: 0.465	B FF 92 B SL 83 B SI 92 C SI 92 C CH 86 X SI 92 3-2 19 FC6-5 1B			C SI 90 C FF 90 F SL 82 F SI 90 X SI 91 0-2 HR	B SI 90 S CU 74 C SL 80 B SL 81 B CH 83 B SL 81 4-2 BB			B SI 96 S SI 96 F SL 91 F SI 97 S SL 92 1-3 K ①		3	1	2	1	1	1	0
52 Yoenis Cespedes, R (1, 7) OBP: 0.365, SLG: 0.564	C SI 92 S FF 92 F SI 93 B SL 84 X SL 82 1-2 L8 ②			C SI 92 S SL 82 X SI 93 0-2 F9 ①		X SL 82 0-0 F7 ①		C SL 92 B SL 91 F SL 92 F SI 98 B SL 91 X SL 91 2-2 L4 ②		4	0	0	0	0	0	2
19 Jay Bruce, L (1, 9) OBP: 0.306, SLG: 0.510	D CU 77 C FF 92 X CH 84 1-1 FC6-5 1-2f ③			S SL 82 X SI 90 0-1 4 BB 1B		B SI 90 B FF 90 C FF 90 S SI 90 B SI 91 S SI 90 3-3 K ②		S SL 79 S SL 79 B SL 80 F SL 78 S SL 80 1-3 K ③		4	0	1	0	0	2	2
4 Wilmer Flores, R (1, 3) OBP: 0.319, SLG: 0.461 16 Alejandro De Aza, L (9, PH) OBP: 0.286, SLG: 0.317		X SI 91 0-0 P6 ①		B SL 82 C SL 83 S SL 82 D SL 81 F SL 82 F SI 92 D SL 81 B SL 82 4-2 1-2 BB		B SL 83 C SL 82 X SI 90 1-1 P4 ③			B FF 93 X FC 92 1-0 3 FC1-5-6 1B	2 1	0 0	0 1	0 0	1 0	0 0	1 0
3 Curtis Granderson, L (1, 8) OBP: 0.314, SLG: 0.428		B SI 92 C SI 91 B CU 76 B SI 91 F SI 92 F SL 84 X SI 92 3-2 F8 ②		C CU 76 X SI 91 0-1 P5 ②			C SI 92 B SI 92 F SI 92 S SL 85 1-3 K ①		C FF 92 B FF 93 X FC 92 1-1 FC1-5-6 1-2f ①	4	0	0	0	0	1	3
55 Kelly Johnson, L (1, 4) OBP: 0.309, SLG: 0.396		B CH 86 C SI 92 F CU 76 X SI 91 1-2 F7 ③		B SL 81 B CH 84 B SI 90 F FF 91 F SI 92 S SL 82 3-3 K ③			F SI 92 F SL 86 F SI 93 B SL 85 F SL 84 S SL 84 1-3 K ②		F FC 92 B FC 92 B FC 91 X FC 92 2-1 L9 ②	4	0	0	0	0	2	3
44 René Rivera, R (1, 2) OBP: 0.297, SLG: 0.362 56 Ty Kelly, S (7, PR) OBP: 0.345, SLG: 0.367 59 Fernando Salas, R (8, 1) 39 Jerry Blevins, L (9, 1) 47 Hansel Robles, R (9, 1) 30 Michael Conforto, L (9, PH) OBP: 0.298, SLG: 0.415			B FF 91 F SI 90 C SL 83 B SL 83 B FF 93 F SI 91 F SL 82 T SI 92 3-2 K ①		C SL 82 X SL 81 0-1 P4 ①		B SI 93 B SI 93 B SI 92 C SI 92 B SI 93 4-1 18 HBP BB		C FC 92 B FC 92 C KC 81 X FC 92 1-2 G4-3 ③	2 0 0 0 0 1	0 0 0 0 0 0	0 0 0 0 0 0	0 0 0 0 0 0	1 0 0 0 0 0	1 0 0 0 0 0	0 0 0 0 0 1
34 Noah Syndergaard, L (1, 1) OBP: 0.232, SLG: 0.380 18 Travis d'Arnaud, R (7, PH) OBP: 0.310, SLG: 0.341 (8, 2)			C SI 91 B CH 85 X SI 90 1-1 P5 ②		C SL 82 B SI 89 F FF 89 S SL 81 1-3 K ②		S CH 86 F SI 88 D CH 87 H SL 85 2-2 1-2 HBP			2 0	0 0	0 0	0 0	0 0	1 0	0 0
Inning Stats	R: 0 E: 0 K: 1 S: 14 H: 1 LOB: 1 BB: 0 P: 19	R: 0 E: 0 K: 0 S: 8 H: 0 LOB: 0 BB: 0 P: 12	R: 0 E: 0 K: 1 S: 9 H: 0 LOB: 0 BB: 0 P: 13	R: 1 E: 0 K: 1 S: 19 H: 2 LOB: 2 BB: 1 P: 26	R: 0 E: 0 K: 1 S: 8 H: 0 LOB: 0 BB: 0 P: 12	R: 0 E: 0 K: 1 S: 8 H: 0 LOB: 1 BB: 1 P: 16	R: 0 E: 0 K: 3 S: 16 H: 0 LOB: 2 BB: 1 P: 26	R: 0 E: 0 K: 2 S: 12 H: 0 LOB: 0 BB: 0 P: 16	R: 0 E: 0 K: 0 S: 8 H: 1 LOB: 1 BB: 0 P: 13	1B: 3 2B: 0 3B: 0 HR: 1	SF: 0 SAC: 0 DP: 0 HBP: 1			WP: 0 PB: 0 SB: 0 CS: 0	PA: 35		

PITCHER		IP	WLS	BF	H	R	ER	SO	BB	IBB	HBP	BLK	WP	HR	S	P	ERA	WHIP
22 A.J. Cole, R ERA: 3.86	(1, 1)	6.0	W	23	3	1	1	5	2	0	0	0	0	1	66	98	1.50	0.833
23 Marc Rzepczynski, L ERA: 2.59	(7, 1)	0.2	H	4	0	0	0	2	1	0	1	0	0	0	11	19	0.00	1.500
32 Koda Glover, R ERA: 3.0	(7, 1)	1.0	H	3	0	0	0	2	0	0	0	0	0	0	13	18	0.00	0.000
46 Oliver Pérez, L ERA: 5.5	(8, 1)	0.1	H	1	0	0	0	1	0	0	0	0	0	0	4	5	0.00	0.000
43 Mark Melancon, R ERA: 1.28	(9, 1)	1.0	S	4	1	0	0	0	0	0	0	0	0	0	8	13	0.00	1.000

PITCHER	IP	WLS	BF	H	R	ER	SO	BB	IBB	HBP	BLK	WP	HR	S	P	ERA	WHIP

Washington Nationals @ New York Mets

Citi Field, Flushing, NY

Fri Sep 02 2016, 7:13 PM - 10:19 PM EDT

Att. 32,040 - Partly Cloudy - 79 F

livebaseballscorecards.com

AB	31
R	1
H	4
RBI	1
BB	3
SO	10
LOB	14

Batter	1	2	3	4	5	6	7	8	9	AB	R	H	RBI	BB	SO	LOB
7 Trea Turner, R (1, 8) OBP: 0.358, SLG: 0.523	C FF 95 X SI 94 0-1 ① G4-3	X FF 93 0-0 ③ F9		C CU 81 F SI 93 D CH 88 B CH 85 X CU 82 2-2 ③ FC5-4 1-2f			X FF 92 0-0 ① F7		C SI 97 C SL 88 S SI 98 0-3 ③ K	5	0	0	0	0	1	3
28 Jayson Werth, R (1, 7) OBP: 0.341, SLG: 0.445	C FF 94 X SI 94 0-1 34 BB 20 1B 6 SF8 1B		B CU 79 C FF 93 X SI 93 1-1 ① G5-3		B SI 93 C CU 78 B FF 94 X SI 93 2-1 ① G5-3		B FF 93 B FF 92 B FF 92 C FF 90 F FF 93 X FF 94 3-2 1B			4	1	2	0	0	0	0
20 Daniel Murphy, L (1, 4) OBP: 0.384, SLG: 0.595	1 SAFE F SI 93 X SI 93 0-1 34 BB 1-2 1B		C CH 85 B SL 86 C SL 86 B SI 94 X SI 94 2-2 ② F7		B SL 85 F SI 93 B CH 87 X CH 86 2-1 ② F8		C FF 96 X FF 96 0-1 ② L8			4	0	1	0	0	0	1
34 Bryce Harper, L (1, 9) OBP: 0.385, SLG: 0.470	B SI 94 B SI 93 B SL 89 B SI 94 4-0 1-2 2-3 BB		B SL 87 B CH 86 F SI 94 B SI 94 X SI 94 3-1 1B		F SL 87 B SL 87 B CH 87 B SI 94 B SI 92 4-1 6 CS BB		F FF 98 T FF 97 B FF 97 S SL 83 1-3 ③ K			2	0	1	0	2	1	1
6 Anthony Rendon, R (1, 5) OBP: 0.353, SLG: 0.455	B CU 81 F FF 94 X SI 94 1-1 ② SF8 3-H		1 SAFE F FF 94 1 SAFE X SI 94 0-1 ③ G6-3		1 SAFE C SI 92 1 SAFE 1 SAFE 0-1 ③ CS 1-2	B SI 92 X CU 79 1-0 11 G1-3 2B		F FF 93 B FF 94 B SL 89 T FF 93 S FF 94 2-3 ① K		3	0	1	1	0	1	1
40 Wilson Ramos, R (1, 2) OBP: 0.360, SLG: 0.505	C SI 94 B SI 94 B CH 87 X CH 86 2-1 ③ P1		F SI 92 X SI 92 0-1 E5 57 FC1-5 11 1B		B SI 91 C SL 84 C SI 92 B SI 92 2 SAFE B SI 92 D CH 85 4-2 11 G1-3 BB		C FF 94 S FF 94 F FF 95 B SL 87 B FF 94 X FF 93 2-2 ② G6-3			3	0	0	0	1	0	2
11 Ryan Zimmerman, R (1, 3) OBP: 0.276, SLG: 0.378		F FF 93 C SI 94 F SL 90 X SI 93 0-2 1B		D SI 93 S SL 87 S SL 88 B SL 88 X SL 88 2-2 57 FC1-5 1-2 1B		B SL 87 C SI 93 F SI 93 X SI 92 1-2 ① G1-3 1-2 2-3		F FF 94 C FF 92 F FF 94 X SL 87 0-2 ③ G5-3		4	0	2	0	0	0	2
8 Danny Espinosa, S (1, 6) OBP: 0.320, SLG: 0.391		B FF 94 F SL 89 F SL 89 C SI 93 1-3 ① K		D CU 80 C FF 92 F SL 87 T SI 93 1-2 ① K		C SL 87 F SI 93 B SI 94 F SI 93 F SL 88 T SI 94 1-2 ② K			C FF 96 B FF 97 S SL 87 F SI 98 S SL 88 1-3 ① K	4	0	0	0	0	4	5
57 Tanner Roark, R (1, 1) OBP: 0.154, SLG: 0.231 9 Ben Revere, L (6, PH) OBP: 0.333, SLG: 0.385 18 Matt Belisle, R (8, 1) 46 Oliver Pérez, L (8, 1) OBP: 0.667, SLG: 1.000 45 Blake Treinen, R (8, 1) 17 Sean Burnett, L (7, 1) 53 Rafael Martín, R (8, 1) 33 Matt Grace, L (8, 1) 25 Clint Robinson, L (9, PH) OBP: 0.636, SLG: 0.909		C FF 91 F FF 93 S SL 88 0-3 ② K		X FF 91 0-0 ② FC1-5 7 FC5-4 1-2 2-3f		C FF 93 F SI 93 X SI 94 0-2 ③ G4-3			C SI 97 B SL 88 X SL 87 1-1 ② G6-3	2 1 0 0 0 0 0 1	0 0 0 0 0 0 0 0	0 0 0 0 0 0 0 0	0 0 0 0 0 0 0 0	0 0 0 0 0 0 0 0	1 0 0 0 0 0 0 0	3 2 0 0 0 0 0 0
Inning Stats	R: 1 E: 0 K: 0 S: 10 H: 2 LOB: 2 BB: 1 P: 17	R: 0 E: 0 K: 2 S: 11 H: 1 LOB: 1 BB: 0 P: 12	R: 0 E: 0 K: 0 S: 9 H: 1 LOB: 1 BB: 0 P: 15	R: 0 E: 1 K: 1 S: 12 H: 1 LOB: 2 BB: 0 P: 17	R: 0 E: 0 K: 0 S: 6 H: 0 LOB: 0 BB: 1 P: 14	R: 0 E: 0 K: 1 S: 14 H: 1 LOB: 2 BB: 1 P: 21	R: 0 E: 0 K: 1 S: 9 H: 1 LOB: 1 BB: 0 P: 13	R: 0 E: 0 K: 1 S: 11 H: 0 LOB: 0 BB: 0 P: 15	R: 0 E: 0 K: 2 S: 9 H: 0 LOB: 0 BB: 0 P: 11	1B: 6 2B: 1 3B: 0 HR: 0 SF: 1 SAC: 0 DP: 0 HBP: 0						

PITCHER		IP	WLS	BF	H	R	ER	SO	BB	IBB	HBP	BLK	WP	HR	S	P	ERA	WHIP
65 Robert Gsellman, R ERA: 2.87	(1, 1)	6.0	W	27	6	1	1	4	3	0	0	0	0	0	62	96	1.50	1.500
51 Jim Henderson, R ERA: 4.75	(7, 1)	0.1	H	2	1	0	0	0	0	0	0	0	0	0	4	7	0.00	3.000
58 Josh Smoker, L ERA: 7.04	(7, 1)	0.2	H	2	0	0	0	1	0	0	0	0	0	0	5	6	0.00	0.000
43 Addison Reed, R ERA: 1.98	(8, 1)	1.0	H	3	0	0	0	1	0	0	0	0	0	0	11	15	0.00	0.000
27 Jeurys Familia, R ERA: 2.56	(9, 1)	1.0	S	3	0	0	0	2	0	0	0	0	0	0	9	11	0.00	0.000

PITCHER	IP	WLS	BF	H	R	ER	SO	BB	IBB	HBP	BLK	WP	HR	S	P	ERA	WHIP

TOP

Washington Nationals @ New York Mets

Citi Field, Flushing, NY

Sat Sep 03 2016, 7:11 PM - 10:24 PM EDT

Att. 36,118 - Partly Cloudy - 72 F

livebaseballscorecards.com

AB	33
R	1
H	7
RBI	1
BB	3
SO	8
LOB	20

WP: 0 PA: 38
PB: 0
SB: 0
CS: 1

Batter	1	2	3	4	5	6	7	8	9	AB	R	H	RBI	BB	SO	LOB
7 José Reyes, S (1, 5) OBP: 0.333, SLG: 0.458	B SI 91 B SI 91 C SI 91 B SI 92 B SI 93 4-1 13 G4-5-3 BB		S SI 92 B SL 86 B SI 92 F SI 93 F CU 78 B SL 85 B SI 93 4-2 13 2B 3 1B BB		B SI 90 C CU 77 X SI 92 1-1 ① F7	X SI 96 0-0 ③ G1-3				2	1	0	0	2	0	2
13 Asdrúbal Cabrera, S (1, 6) OBP: 0.325, SLG: 0.466	1 SAFE B SI 92 B SL 88 B SI 93 C SI 92 1 SAFE F FF 92 1 SAFE X SI 93 3-2 ① ② G4-5-3 1-2f		1 SAFE X SI 92 0-0 3 1B 1-3 2B		F CU 76 B CH 85 X SL 87 1-1 ② L5		B SI 95 F SL 86 F FF 96 B SL 87 S SI 96 2-3 ① K			4	1	1	0	0	1	1
52 Yoenis Cespedes, R (1, 7) OBP: 0.366, SLG: 0.563	C FF 94 B SL 88 B SI 92 X SI 94 2-1 ③ G5-3		B SI 92 B SL 86 I IN 68 I IN 71 4-0 3 1B IBB		C SI 93 B SI 93 C SI 93 B SL 87 F SI 94 F SI 94 F SI 94 B CU 78 X SI 94 3-2 3 FC6-5 1B		B SI 98 B SI 96 F SI 97 S SI 98 F SI 98 B SL 88 X SI 97 3-2 ② G6-3			3	0	1	0	1	0	0
3 Curtis Granderson, L (1, 9) OBP: 0.313, SLG: 0.426		C SI 91 C CU 78 S SL 87 0-3 ① K	X CU 78 0-0 1-2 2-H 3-H 1B		B SI 92 S CH 84 F SI 92 B SI 92 F SI 93 F SL 87 X CH 84 2-2 ③ FC6-5 1-2f		C SI 87 C SL 78 B SL 79 B SL 79 F SI 88 B SL 79 X SI 88 3-2 ③ L8			4	0	1	2	0	1	1
4 Wilmer Flores, R (1, 4) OBP: 0.315, SLG: 0.455		B SL 87 B SL 87 F SI 93 F SI 93 X CU 79 2-2 ② L9	X SL 85 0-0 ③ L8			B FF 90 X FF 89 1-0 ① F9		F FF 88 F FF 88 F FF 88 X FF 87 0-2 ① G6-3		4	0	0	0	0	0	2
30 Michael Conforto, L (1, 8) OBP: 0.301, SLG: 0.418 27 Jeurys Familia, R (9, 1)		B SI 93 B CH 84 B SI 93 C FF 92 F SL 85 X SI 93 3-2 2B		B CH 83 B SI 91 C CH 83 B CU 77 B SI 92 4-1 18 G5-3 BB		F SL 88 B FF 90 C SL 88 C SL 88 1-3 ② K			B SI 89 C SI 88 X SL 83 1-1 ② L7	3 0	0 0	1 0	0 0	1 0	1 0	0 0
18 Travis d'Arnaud, R (1, 2) OBP: 0.309, SLG: 0.340		B SL 85 B SL 87 C SI 94 X SI 93 2-1 ③ L9		C SI 91 C SI 92 B SI 93 F SI 93 D CU 77 X SI 93 2-2 ① G5-3 1-2		C SL 86 B FF 91 B FF 92 C FF 91 X CU 75 2-2 28 2B 1B			B SI 91 B SI 89 X SI 90 2-0 ③ G5-3	4	1	1	0	0	0	2
28 James Loney, L (1, 3) OBP: 0.302, SLG: 0.372			B SI 91 X FF 91 1-0 ① G4-3 1-2 ② P6		F SI 91 C SI 92 D SL 85 F SI 92 2 SAFE X FF 92	F SL 88 B FF 92 F CH 89 F SL 88 F CU 76 X FF 92 1-2 1-H 2B				3	0	1	1	0	0	1
65 Robert Gsellman, R (1, 1) 55 Kelly Johnson, L (6, PH) OBP: 0.312, SLG: 0.396 51 Jim Henderson, L (7, 1) 58 Josh Smoker, L (7, 1) 43 Addison Reed, L (8, 1) 16 Alejandro De Aza, L (9, 8) OBP: 0.286, SLG: 0.317			C SI 91 C SI 92 B SL 84 L SI 92 1-3 ② K		C SI 93 D SL 87 B SI 92 C SI 92 L SI 92 2-3 ③ K	H FF 91 1-0 HBP				2 0 0 0 0 0	0 0 0 0 0 0	0 0 0 0 0 0	0 0 0 0 0 0	2 0 0 0 0 0	0 0 0 0 0 0	1 0 0 0 0 0
Inning Stats	R: 0 E: 0 K: 0 S: 6 H: 0 LOB: 0 BB: 1 P: 15	R: 0 E: 0 K: 1 S: 11 H: 1 LOB: 1 BB: 0 P: 18	R: 2 E: 0 K: 1 S: 10 H: 2 LOB: 2 BB: 2 P: 20	R: 0 E: 0 K: 1 S: 12 H: 0 LOB: 1 BB: 1 P: 21	R: 0 E: 0 K: 0 S: 15 H: 1 LOB: 1 BB: 0 P: 22	R: 1 E: 0 K: 1 S: 13 H: 2 LOB: 2 BB: 0 P: 19	R: 0 E: 0 K: 1 S: 11 H: 0 LOB: 0 BB: 0 P: 19	R: 0 E: 0 K: 0 S: 7 H: 0 LOB: 0 BB: 0 P: 10							

BOTTOM

Washington Nationals @ New York Mets

Citi Field, Flushing, NY

Sat Sep 03 2016, 7:11 PM - 10:24 PM EDT

Att. 36,118 - Partly Cloudy - 72 F

livebaseballscorecards.com

AB	29
R	3
H	6
RBI	3
BB	4
SO	5
LOB	10

PITCHER		IP	WLS	BF	H	R	ER	SO	BB	IBB	HBP	BLK	WP	HR	S	P	ERA	WHIP
57 Tanner Roark, R ERA: 2.89	(1, 1)	5.0	L	22	4	2	2	3	3	1	0	0	0	0	54	96	3.60	1.400
18 Matt Belisle, R ERA: 2.03	(6, 1)	0.2		4	2	1	1	1	0	0	0	0	0	0	12	17	13.50	3.000
46 Oliver Pérez, L ERA: 5.5	(6, 1)	0.0		1	0	0	0	0	0	0	1	0	0	0	0	1	∞	∞
45 Blake Treinen, R ERA: 2.54	(6, 1)	1.0		3	0	0	0	1	0	0	0	0	0	0	8	13	0.00	0.000
17 Sean Burnett, L ERA:	(7, 1)	0.1		1	0	0	0	0	0	0	0	0	0	0	4	7	0.00	0.000

PITCHER		IP	WLS	BF	H	R	ER	SO	BB	IBB	HBP	BLK	WP	HR	S	P	ERA	WHIP
53 Rafael Martín, R ERA:	(8, 1)	0.1		1	0	0	0	0	0	0	0	0	0	0	4	4	0.00	0.000
33 Matt Grace, L ERA:	(8, 1)	0.2		2	0	0	0	0	0	0	0	0	0	0	3	6	0.00	0.000

1B: 3	SF: 0	WP: 0	PA: 34
2B: 3	SAC: 0	PB: 0	
3B: 0	DP: 1	SB: 0	
HR: 0	HBP: 1	CS: 0	

Batter	1	2	3	4	5	6	7	8	9	AB	R	H	RBI	BB	SO	LOB
7 Trea Turner, R (1, 8) OBP: 0.354, SLG: 0.515	C FF 91 F SI 93 F SI 93 F CU 81 B CU 81 F SI 95 B FF 95 F SI 94 X SI 94 2-2 6 HBP 28 1B 40 FC2 1B	X SI 90 0-0 B2			B CH 85 B CU 77 C SI 92 X CH 86 2-1 G6-3		S CU 78 F CU 79 F CU 81 T CH 85 0-2 K		B SI 98 F SI 96 F SI 98 X SL 88 1-2 F8	5	0	1	0	0	1	3
28 Jayson Werth, R (1, 7) OBP: 0.342, SLG: 0.445	B SI 90 1 SAFE C SI 91 1 SAFE C SI 91 F SI 90 1 SAFE F FF 94 1 SAFE 1-2 1 SAFE X SL 88 40 FC2 6 HBP 1-2 1B	C SL 86 F FF 91 F SI 89 B CU 78 X CU 79 1-2 F7			C FF 92 F CH 86 B FF 95 B FF 94 B CU 79 F FF 92 X SI 91 3-2 F9			C FF 91 B SL 89 F FF 92 F FF 93 B FF 94 X SL 88 2-2 6 1B 1B		4	0	2	0	0	0	1
20 Daniel Murphy, L (1, 4) OBP: 0.383, SLG: 0.593	B SI 92 X SI 91 1-0 F7		C SI 91 F FF 92 X SL 88 0-2 P6			B SI 92 C SL 87 T FF 92 B CU 82 X CU 78 2-2 34 G4-3 1B		B FF 94 C FF 92 X FF 93 1-1 F7		4	0	1	0	0	0	3
34 Bryce Harper, L (1, 9) OBP: 0.383, SLG: 0.465	D SI 94 F SI 92 X SI 94 1-1 L7		T FF 93 X SI 95 0-1 L8			X SI 94 0-0 G4-3 1-2		C FF 94 B FF 95 D SL 88 F FF 94 X FF 95 2-2 F7		4	0	0	0	0	0	4
6 Anthony Rendon, R (1, 5) OBP: 0.354, SLG: 0.455	B SL 88 H SI 91 2-0 40 FC2 1-2 2-3 HBP		X FF 93 0-0 F7			B SL 87 C SL 87 X SI 91 1-1 F7		D SL 91 B FF 94 S FC 92 S FF 92 X FF 93 2-2 1-2 1B		3	0	1	0	0	0	1
40 Wilson Ramos, R (1, 2) OBP: 0.357, SLG: 0.500	C SI 92 B SI 93 C SI 92 B FF 95 B SI 93 X SI 92 3-2 FC2 1-2 2-3 3-Hf			C SI 90 X SI 91 0-1 G4-3		S SI 94 S FF 96 F FF 96 S FF 97 0-3 K		F FF 94 F FF 93 B FF 93 F FF 93 F SL 90 B FF 94 C FF 93 2-3 K		4	0	0	0	0	2	6
11 Ryan Zimmerman, R (1, 3) OBP: 0.276, SLG: 0.376		F FF 89 F FF 92 B FF 91 C CU 79 1-3 K		C SL 87 B SL 87 X SL 87 1-1 P4			C FF 93 B SI 92 S FF 93 F CU 81 X FF 94 1-2 14 B1-3 1B		F SI 96 B SL 87 S FF 97 S FF 98 1-3 K	4	0	1	0	0	2	0
8 Danny Espinosa, S (1, 6) OBP: 0.320, SLG: 0.396		B FF 91 B CU 76 C SI 91 F SL 86 F SI 95 X SI 92 2-2 HR		X SI 91 0-0 F8			B CU 78 L SI 92 B CU 77 F SL 85 S SL 85 2-3 K		B SI 97 C SI 96 S SI 94 S SL 88 1-3 K	4	1	1	1	0	2	1
49 Reynaldo López, R ERA: 0.00, SLG: 0.125 9 Ben Revere, L OBP: 0.000, SLG: 0.000 38 Mat Latos, R 14 Chris Heisey, R OBP: 0.250, SLG: 0.250 26 Trevor Gott, R 33 Matt Grace, L 53 Rafael Martin, R 17 Sean Burnett, L 48 Brian Goodwin, L OBP: 0.333, SLG: 0.333		C SI 90 B FF 91 X FF 91 1-1 1B			B SI 90 F SI 91 X SI 92 1-1 G6-3		X SI 91 0-0 B1-3 1-2		B SI 97 X SI 97 1-0 2B	1 1 0 1 0 0 0 0 0 1	0 0 0 0 0 0 0 0 0 0	1 0 0 0 0 0 0 0 0 1	0 0 0 0 0 0 0 0 0 0	0 0 0 0 0 0 0 0 0 0	0 0 0 0 1 0 0 0 0 0	0 0 0 0 0 0 0 0 0 0
Inning Stats	R: 0 E: 0 K: 0 S: 18 H: 2 LOB: 3 BB: 0 P: 28	R: 1 E: 0 K: 1 S: 14 H: 2 LOB: 1 BB: 0 P: 19	R: 0 E: 0 K: 0 S: 6 H: 0 LOB: 0 BB: 0 P: 6	R: 0 E: 0 K: 0 S: 5 H: 0 LOB: 0 BB: 0 P: 6	R: 0 E: 0 K: 0 S: 8 H: 0 LOB: 0 BB: 0 P: 14	R: 0 E: 0 K: 1 S: 10 H: 1 LOB: 1 BB: 0 P: 13	R: 0 E: 0 K: 2 S: 12 H: 1 LOB: 1 BB: 0 P: 15	R: 0 E: 0 K: 1 S: 17 H: 2 LOB: 2 BB: 0 P: 26	R: 0 E: 0 K: 2 S: 10 H: 1 LOB: 1 BB: 0 P: 14	1B: 7 2B: 1 3B: 0 HR: 1	SF: 0 SAC: 0 DP: 0 HBP: 1					

PITCHER		IP	WLS	BF	H	R	ER	SO	BB	IBB	HBP	BLK	WP	HR	S	P	ERA	WHIP
67 Seth Lugo, R ERA: 2.38	(1, 1)	7.0	W	28	6	1	1	4	0	0	1	0	0	1	73	101	1.29	0.857
43 Addison Reed, R ERA: 1.95	(8, 1)	1.0		5	2	0	0	1	0	0	0	0	0	0	17	26	0.00	2.000
27 Jeurys Familia, R ERA: 2.52	(9, 1)	1.0		4	1	0	0	2	0	0	0	0	0	0	10	14	0.00	1.000

PITCHER	IP	WLS	BF	H	R	ER	SO	BB	IBB	HBP	BLK	WP	HR	S	P	ERA	WHIP

TOP

Washington Nationals @ New York Mets

Citi Field, Flushing, NY

Sun Sep 04 2016, 8:12 PM - 11:08 PM EDT

Att. 30,257 - Partly Cloudy - 76 F

livebaseballscorecards.com

AB	36
R	1
H	9
RBI	1
BB	0
SO	7
LOB	20

WP: 0	PA: 37
PB: 0	
SB: 0	
CS: 0	

Washington Nationals @ New York Mets

Citi Field, Flushing, NY

Sun Sep 04 2016, 8:12 PM - 11:08 PM EDT

Att. 30,257 - Partly Cloudy - 76 F

livebaseballscorecards.com

BOTTOM

Batter	1	2	3	4	5	6	7	8	9	AB	R	H	RBI	BB	SO	LOB
7 José Reyes, S (1, 5) OBP: 0.331, SLG: 0.449	B FF 90 B FF 91 B FF 92 C FF 93 B FF 94 4-1 52 WP 13 1B 3 SF7 BB		C FF 92 X FF 94 0-1 ① P5		C FC 93 B SL 87 B SI 92 X FF 92 2-1 ① P6		B SI 95 F SI 95 F CU 81 X SI 95 1-2 ① G6-3			3	1	0	0	1	0	0
13 Asdrúbal Cabrera, S (1, 6) OBP: 0.325, SLG: 0.464	C FF 94 X FF 94 0-1 4 WP 52 WP 1-2 1B		C FF 94 C CU 77 X FF 96 0-2 ② L8		S SI 94 B FF 91 S FS 81 B FS 81 B FC 95 S FS 81 3-3 ② K		B CU 82 B CU 80 F SI 95 X SI 96 2-1 ② G5-3			4	0	1	0	0	1	0
52 Yoenis Cespedes, R (1, 7) OBP: 0.365, SLG: 0.559	C FF 95 B FF 94 F FF 95 B CU 78 F CU 78 F FF 97 B FF 96 T CH 86 3-2 ① K 1-2 2-3		C FF 94 F FF 95 B FF 95 B FF 96 X CH 88 2-2 3 HR 1B		C FF 90 F FC 95 F FS 81 B FC 93 F SL 88 X FS 83 1-2 ③ F8		B CU 80 X SI 95 1-0 ③ F9			4	1	1	0	0	1	2
3 Curtis Granderson, L (1, 8) OBP: 0.313, SLG: 0.432 27 Jeurys Familia, R (9, 1)	B FF 96 B CH 86 C CH 86 B FF 97 X FF 96 3-1 ② SF7 3-H		C FF 94 B CU 80 X FF 94 1-1 1-H HR			B SI 90 C FC 90 F FF 91 B FS 81 X FS 80 2-2 ① F8		B SI 89 C SI 88 X SL 81 1-1 ① F7		3 0	1 0	1 0	3 0	0 0	0 0	0 0
4 Wilmer Flores, R (1, 4) OBP: 0.318, SLG: 0.459	B FF 96 S CH 86 B FF 95 B FF 95 X FF 96 3-1 ③ F9 2-3		C FF 94 B FF 95 B CU 79 F FF 94 F CH 88 X FF 95 2-2 19 WP 2B			C FC 88 B SL 86 S SL 87 F FC 94 X FS 82 1-2 19 HR 1B		B FF 86 B FF 87 X FF 87 2-0 ② G3		4	1	2	0	0	0	1
19 Jay Bruce, L (1, 9) OBP: 0.308, SLG: 0.516		B FF 94 B FF 96 F FF 95 B FF 96 F FF 96 F FF 97 F FF 96 F FF 96 F CH 88 3-2 X FF 87 67 1B 1B	B FF 94 S CH 84 X FF 94 1-1 ③ F7 2-3			C SI 92 B FF 90 X FS 80 1-1 1-H HR		B SI 87 C SI 88 F SL 79 X SI 88 1-2 ③ G1-3		4	1	2	2	0	0	1
28 James Loney, L (1, 3) OBP: 0.303, SLG: 0.372		F FF 95 B CU 78 C FF 97 F FF 97 F FF 98 D CH 89 X FF 96 2-2 ① L9		B CU 75 B FF 91 F FF 90 B FF 94 F FF 94 F FF 94 X CH 83 3-2 ① G4-3		X FF 92 0-0 1B				3	0	1	0	0	0	1
44 René Rivera, R (1, 2) OBP: 0.291, SLG: 0.355		C FF 96 D CU 80 B FF 96 S FF 95 S FF 96 2-3 ② K		C FF 90 C CU 76 B CH 83 S FF 95 1-3 ② K		B SL 86 F SL 87 D FC 91 F FC 90 C SL 86 2-3 ② K				3	0	0	0	0	3	2
67 Seth Lugo, R (1, 1) OBP: 0.200, SLG: 0.200 43 Addison Reed, L (8, 1) 16 Alejandro De Aza, L (9, 8) OBP: 0.286, SLG: 0.317		F FF 94 B FF 94 X FF 95 1-1 ③ 1-3 1B		B FF 91 X FF 92 1-0 ③ L6		C FF 90 S SL 86 X FS 79 0-2 ③ F7				3 0 0	0 0 0	1 0 0	0 0 0	0 0 0	0 0 0	1 0 0
Inning Stats	R: 1 E: 0 K: 1 S: 12 H: 1 LOB: 1 BB: 1 P: 25	R: 0 E: 0 K: 1 S: 17 H: 2 LOB: 2 BB: 0 P: 25	R: 2 E: 0 K: 0 S: 16 H: 3 LOB: 1 BB: 0 P: 22	R: 0 E: 0 K: 1 S: 8 H: 0 LOB: 0 BB: 0 P: 13	R: 0 E: 0 K: 1 S: 10 H: 0 LOB: 0 BB: 0 P: 16	R: 2 E: 0 K: 0 S: 16 H: 3 LOB: 1 BB: 0 P: 22	R: 0 E: 0 K: 0 S: 6 H: 0 LOB: 0 BB: 0 P: 10	R: 0 E: 0 K: 0 S: 6 H: 0 LOB: 0 BB: 0 P: 10		1B: 6 2B: 1 3B: 0 HR: 2	SF: 1 SAC: 0 DP: 0 HBP: 0		WP: 3 PB: 0 SB: 0 CS: 0	PA: 33	

	AB	31
	R	5
	H	9
	RBI	5
	BB	1
	SO	5
	LOB	8

PITCHER		IP	WLS	BF	H	R	ER	SO	BB	IBB	HBP	BLK	WP	HR	S	P	ERA	WHIP
49 Reynaldo López, R ERA: 5.52	(1, 1)	4.0	L	18	6	3	3	3	1	0	0	0	3	1	53	85	6.75	1.750
38 Mat Latos, R ERA: 4.76	(5, 1)	2.0		9	3	2	2	2	0	0	0	0	0	1	26	38	9.00	1.500
26 Trevor Gott, R ERA:	(7, 1)	1.0		3	0	0	0	0	0	0	0	0	0	0	6	10	0.00	0.000
33 Matt Grace, L ERA:	(8, 1)	0.1		1	0	0	0	0	0	0	0	0	0	0	2	3	0.00	0.000
53 Rafael Martín, R ERA:	(8, 1)	0.1		1	0	0	0	0	0	0	0	0	0	0	1	3	0.00	0.000

PITCHER		IP	WLS	BF	H	R	ER	SO	BB	IBB	HBP	BLK	WP	HR	S	P	ERA	WHIP
17 Sean Burnett, L ERA:	(8, 1)	0.1		1	0	0	0	0	0	0	0	0	0	0	3	4	0.00	0.000

Batter	1	2	3	4	5	6	7	8	9	AB	R	H	RBI	BB	SO	LOB
11 Ender Inciarte, L (1, 8) OBP: 0.353, SLG: 0.384	B FF 92 X FF 93 1-0 ① P5		B CU 76 C FF 93 L FF 94 X CH 86 1-2 ① G1-3		F FF 92 B CH 83 X FF 94 1-1 1B	B CH 86 B CH 86 C FF 95 C FF 96 X FF 97 2-2 ③ G6-3			B FC 92 X FC 92 1-0 5 WP, 13 1B, 5 1B 1B	5	1	2	0	0	0	2
13 Adonis García, R (1, 5) OBP: 0.314, SLG: 0.412	X FF 93 0-0 ② F7		C FF 93 F SL 86 C FF 95 0-3 ② K		S SL 85 X FF 94 0-1 ① L7		S SL 85 X SL 83 0-1 ① G4-3		X FC 91 0-0 5 1B, 5 WP, 27 G4-6-3 1-2 1B	5	1	1	0	0	1	1
5 Freddie Freeman, L (1, 3) OBP: 0.396, SLG: 0.564	C CU 76 S CH 86 X FF 94 0-2 ③ P6		X FF 94 0-0 2B		B FF 94 1 SAFE F FF 95 D CH 84 S CH 86 X FF 96 2-2 ② F8		S CU 77 C FF 95 X CH 85 0-2 ② G6-3		S KC 82 B FC 91 F KC 81 B KC 82 X FC 92 2-2 27 G4-6-3 1-3 2-H 1B	5	0	2	1	0	0	1
27 Matt Kemp, R (1, 7) OBP: 0.292, SLG: 0.478		C SL 85 B FF 93 B FF 93 X SL 85 2-1 ① F7	S SL 86 S SL 87 S CU 77 0-3 ③ K		B FF 94 S SL 86 C FF 93 D CU 74 1 SAFE X SL 87 2-2 ③ G1-3		X SL 85 0-0 E5		D KC 82 B FC 91 X FC 92 2-0 ① ② G4-6-3 1-2f 3-H	5	0	0	0	0	1	3
22 Nick Markakis, L (1, 9) OBP: 0.341, SLG: 0.386		C FF 93 B FF 94 B CU 79 X FF 95 2-1 20 BB, 8 2B 1B		C FF 92 X SL 86 0-1 ① F8		C CU 74 B FF 93 C FF 94 B SL 88 X SL 88 2-2 20 1B, 8 FC3-6 2B	C FF 94 X CH 86 0-1 ③ L5		B KC 80 X KC 81 1-0 1B	5	2	3	0	0	0	1
20 Anthony Recker, R (1, 2) OBP: 0.398, SLG: 0.426		B FF 93 B FF 94 B SL 86 C FF 94 B FF 94 4-1 8 2B 1-2 BB		B SL 83 C FF 93 B SL 85 B FF 94 F FF 94 B FF 96 4-2 8 E BB		C SL 85 B FF 95 S SL 87 B FF 96 X SL 88 2-2 8 FC3-6 2-3 1B		X SI 96 0-0 ① F9	C FF 92 C KC 80 B FC 92 X FF 91 1-2 ③ F9	3	0	1	0	2	0	1
8 Jace Peterson, L (1, 4) OBP: 0.357, SLG: 0.378		B CU 80 F FF 95 X FF 96 1-1 1-3 2-H 2B		X FF 93 0-0 1-3 E3		C FF 95 F SL 87 X SL 86 0-2 ① FC3-6, 15 1B 1-2f 3-H		B SI 96 F SI 94 B CU 80 B SL 91 C SI 96 B SI 96 4-2 BB		3	0	1	2	1	0	2
7 Gordon Beckham, R (1, 6) OBP: 0.309, SLG: 0.360		C SL 87 S SL 88 D SL 86 F SL 86 B FF 95 C FF 96 2-3 ② K		S FF 95 X SL 87 0-1 ② F7		F FF 93 F FF 94 F SL 84 B FF 95 S CH 85 1-3 ② K		S SL 91 S SL 90 B SL 91 B SI 97 X SL 91 2-2 ② F7		4	0	0	0	0	2	6
48 Ryan Weber, R (1, 1) 19 Brandon Snyder, R (4, PH) OBP: 0.205, SLG: 0.500 72 Jed Bradley, L (4, 1) 15 A.J. Pierzynski, L (6, PH) OBP: 0.238, SLG: 0.306 39 Brandon Cunniff, R (6, 1) 23 Chase d'Arnaud, R (8, PH) OBP: 0.319, SLG: 0.338 50 Chaz Roe, R (8, 1)		B FF 95 X FF 94 1-0 ③ G3		C SL 86 F FF 95 S CH 84 0-3 ③ K		F FF 94 F FF 94 F FF 96 F SL 87 F CH 83 X CH 83 0-2 1-3 1B		C CU 81 B SL 90 F SI 95 F SL 92 B SI 97 S SL 90 2-3 ③ K		1 1 0 1 0 1 0	0 0 0 0 0 0 0	0 0 0 1 0 0 0	0 0 0 0 0 1 0	0 0 0 0 0 1 0	0 1 0 0 0 1 0	2 2 0 0 0 1 0
Inning Stats	R: 0 E: 0 K: 0 S: 5 H: 0 LOB: 0 BB: 0 P: 6	R: 1 E: 0 K: 1 S: 12 H: 2 LOB: 2 BB: 1 P: 24	R: 0 E: 0 K: 2 S: 10 H: 1 LOB: 1 BB: 0 P: 11	R: 0 E: 1 K: 1 S: 10 H: 0 LOB: 2 BB: 1 P: 14	R: 0 E: 0 K: 0 S: 10 H: 1 LOB: 1 BB: 0 P: 15	R: 1 E: 0 K: 1 S: 22 H: 3 LOB: 2 BB: 0 P: 29	R: 0 E: 1 K: 0 S: 8 H: 0 LOB: 1 BB: 0 P: 8	R: 0 E: 0 K: 1 S: 10 H: 0 LOB: 1 BB: 1 P: 18	R: 2 E: 0 K: 0 S: 10 H: 4 LOB: 1 BB: 0 P: 17	1B: 8 2B: 3 3B: 0 HR: 0 SF: 0 SAC: 0 DP: 1 HBP: 0						

PITCHER	IP	WLS	BF	H	R	ER	SO	BB	IBB	HBP	BLK	WP	HR	S	P	ERA	WHIP
31 Max Scherzer, R (1, 1) ERA: 2.88	7.0	W	32	7	2	2	5	2	0	0	0	0	0	77	107	2.57	1.286
32 Koda Glover, R (8, 1) ERA: 2.77	1.0		4	0	0	0	1	1	0	0	0	0	0	10	18	0.00	1.000
43 Mark Melancon, R (9, 1) ERA: 1.57	1.0		6	4	2	2	0	0	0	0	0	1	0	10	17	18.00	4.000

PITCHER	IP	WLS	BF	H	R	ER	SO	BB	IBB	HBP	BLK	WP	HR	S	P	ERA	WHIP

TOP

Atlanta Braves @ Washington Nationals

Nationals Park, Washington, DC

Mon Sep 05 2016, 4:06 PM - 7:05 PM EDT

Att. 26,005 - Cloudy - 86 F

livebaseballscorecards.com

AB	39
R	4
H	11
RBI	3
BB	3
SO	6
LOB	22

WP: 1 PA: 42
PB: 0
SB: 0
CS: 0

Batter	1	2	3	4	5	6	7	8	9	AB	R	H	RBI	BB	SO	LOB
7 Trea Turner, R (1, 4) OBP: 0.362, SLG: 0.539	C SI 90 S CU 76 F SI 90 X CH 81 0-2 9 G4-3 2B		F SI 90 F FC 88 B CU 77 X SI 91 1-2 2-H HR	C CU 74 T CH 80 B FF 90 B CH 80 X FF 90 2-2 9 G4-6-3 1-2 3-H 1B		C SL 87 F SI 92 B SL 85 B SL 85 X SI 94 2-2 ② P4				4	1	3	3	0	0	1
9 Ben Revere, L (1, 8) OBP: 0.262, SLG: 0.302	L SI 90 X CU 76 0-1 ① G4-3 2-3		B CH 81 X SI 90 1-0 14 HR 2B	B FF 90 C FF 90 X CU 76 1-1 ②③ G4-6-3 1-2f		C SL 86 S CH 83 D CH 85 F FF 94 X CH 81 1-2 ③ L7				4	1	1	0	0	0	4
6 Anthony Rendon, R (1, 5) OBP: 0.355, SLG: 0.454	B SI 90 S FC 88 X FC 89 1-1 25 G6-3 1B		B CU 76 C SI 90 B FC 88 F CH 80 B SI 90 B FC 88 4-2 14 HR BB		C FF 89 X CH 81 0-1 ① F8		B FF 92 X FF 93 1-0 ① L8			3	1	1	0	1	0	0
25 Clint Robinson, L (1, 3) OBP: 0.297, SLG: 0.343	F SI 91 B FC 88 B FC 88 X CU 76 2-1 ②③ G6-3 1-2f		X FC 88 0-0 ② F4		B FF 90 B CU 74 S CU 74 B FF 89 B FF 90 4-1 48 2B BB		C FF 94 F FF 93 B FF 92 F SL 85 C SL 88 1-3 ② K			3	0	0	0	1	1	4
14 Chris Heisey, R (1, 7) OBP: 0.284, SLG: 0.460		B SI 89 X SI 90 1-0 ① L3	C FC 89 F CU 74 F FC 88 B CH 81 X CU 76 1-2 1-H 2-H HR		B FF 89 S CH 79 B CH 82 T CH 81 1 SAFE B FF 89 T FF 90 3-2 ② K		S SL 88 B FF 95 C FF 95 X FF 95 1-2 ③ L9			4	1	1	3	0	1	1
48 Brian Goodwin, L (1, 9) OBP: 0.318, SLG: 0.381		C SI 89 B SI 90 F FC 88 B FC 87 C CU 76 2-3 ② K	C SI 89 B CH 81 B CH 82 B CH 82 X SI 90 3-1 ③ F8		B FF 90 C FF 89 S CH 82 X CU 77 1-2 1-3 2B			C SI 92 S ST 80 S ST 81 0-3 ① K		4	0	1	0	0	2	0
8 Danny Espinosa, S (1, 6) OBP: 0.319, SLG: 0.394		B SI 90 S SI 90 S SI 90 B CU 77 B CU 75 C CH 81 3-3 ③ K		B FF 88 B CU 75 B FF 90 B FF 89 4-0 31 S 59 BB 7 1B BB	B CU 74 C FF 90 F FF 90 B FF 90 B FF 90 X CU 76 3-2 ③ G1-3			X SI 92 0-0 ② G3		3	1	0	0	1	1	2
59 Jose Lobaton, S (1, 2) OBP: 0.316, SLG: 0.366			F SI 89 C SI 90 B FC 88 F FC 88 X SI 91 1-2 31 SH3-4 7 HR 1B	D FF 90 B CH 78 B FF 88 B FF 90 4-0 7 1B 1-2 BB		S SL 86 F CH 81 F FF 93 B FF 93 B SL 84 F SL 84 X SI 93 2-2 31 SH1-4 1B		F SI 93 B SI 93 S ST 82 S ST 81 1-3 ③ K		3	1	2	0	1	1	0
31 Max Scherzer, R (1, 1) OBP: 0.190, SLG: 0.180 32 Koda Glover, R (8, 1) 43 Mark Melancon, R (9, 1)			B SI 90 1 SAFE B SI 90 X SI 89 2-0 ① SH3-4 1-2	L FF 89 B FF 88 L FF 89 C CU 75 1-3 ① K 2-3		L FF 93 T SL 84 1 SAFE X FF 92 0-2 ① SH1-4 1-2				1 0 0	0 0 0	0 0 0	0 0 0	0 0 0	1 0 0	2 0 0
Inning Stats	R: 0 E: 0 K: 0 S: 10 H: 2 LOB: 1 BB: 0 P: 13	R: 0 E: 0 K: 2 S: 7 H: 0 LOB: 0 BB: 0 P: 13	R: 5 E: 0 K: 0 S: 18 H: 4 LOB: 0 BB: 1 P: 31	R: 1 E: 0 K: 1 S: 8 H: 1 LOB: 1 BB: 2 P: 20	R: 0 E: 0 K: 1 S: 12 H: 1 LOB: 2 BB: 1 P: 23	R: 0 E: 0 K: 1 S: 15 H: 1 LOB: 1 BB: 0 P: 20	R: 0 E: 0 K: 1 S: 8 H: 0 LOB: 0 BB: 0 P: 11	R: 0 E: 0 K: 2 S: 7 H: 0 LOB: 0 BB: 0 P: 8		1B: 4 2B: 3 3B: 0 HR: 2 SF: 0 SAC: 2 DP: 2 HBP: 0						

PITCHER		IP	WLS	BF	H	R	ER	SO	BB	IBB	HBP	BLK	WP	HR	S	P	ERA	WHIP
48 Ryan Weber, R ERA: 6.39	(1, 1)	3.0	L	15	6	5	5	2	1	0	0	0	0	2	35	57	15.00	2.333
72 Jed Bradley, L ERA: 3.0	(4, 1)	2.0		10	2	1	1	2	3	0	0	0	0	0	20	43	4.50	2.500
39 Brandon Cunniff, R ERA: 7.0	(6, 1)	2.0		7	1	0	0	1	0	0	0	0	0	0	23	31	0.00	0.500
50 Chaz Roe, R ERA: 4.95	(8, 1)	1.0		3	0	0	0	2	0	0	0	0	0	0	7	8	0.00	0.000

PITCHER	IP	WLS	BF	H	R	ER	SO	BB	IBB	HBP	BLK	WP	HR	S	P	ERA	WHIP

BOTTOM

Atlanta Braves @ Washington Nationals

Nationals Park, Washington, DC

Mon Sep 05 2016, 4:06 PM - 7:05 PM EDT

Att. 26,005 - Cloudy - 86 F

livebaseballscorecards.com

AB	29
R	6
H	9
RBI	6
BB	4
SO	7
LOB	14

PA: 35

WP: 0
PB: 0
SB: 1
CS: 0

Atlanta Braves @ Washington Nationals

Nationals Park, Washington, DC

Tue Sep 06 2016, 7:07 PM - 10:44 PM EDT

Att. 17,161 - Clear - 89 F

livebaseballscorecards.com

TOP

Batter	1	2	3	4	5	6	7	8	9	AB	R	H	RBI	BB	SO	LOB
11 Ender Inciarte, L (1, 8) OBP: 0.354, SLG: 0.385	B FF 91 B FF 91 C FF 92 C FF 93 X CH 85 2-2 13 2B 1B		C FF 89 B CU 74 C FF 91 F FF 92 F FF 92 F FF 93 F FF 92 B CU 78 F CU 78 2-2 X FF 93 13 1B 5 1B	X FF 90 0-0 ② F8			C SL 84 B FF 94 X FF 94 1-1 ② G6-3			4	2	2	0	0	0	1
13 Adonis García, R (1, 5) OBP: 0.315, SLG: 0.416	1 SAFE C SI 90 B SI 89 B CH 82 1 SAFE B FF 92 X SI 91 3-1 5 G6-3 27 G5-3 1-H 2B		1 SAFE B FF 92 1 SAFE C SI 91 X CH 83 1-1 5 1B 1-3 1B	X SL 83 0-0 ③ P4			S SL 86 F FF 94 B SL 86 B SL 87 F SL 85 F FF 94 X FF 95 2-2 ③ G3			4	1	2	1	0	0	1
5 Freddie Freeman, L (1, 3) OBP: 0.395, SLG: 0.561	F FF 92 X FF 93 0-1 ① G6-3 2-3		X SI 90 0-0 22 K 1-3 3-H 1B		F SI 88 X SI 88 0-1 ① G6-3			B FF 92 X SI 92 1-0 ① G4-3		4	0	1	1	0	0	1
27 Matt Kemp, R (1, 7) OBP: 0.290, SLG: 0.474	B FF 92 D CH 86 B SI 91 F SI 90 X SI 91 3-1 ② G5-3 3-H		F SI 90 F CU 78 B CU 78 D CU 77 F FF 91 T CH 84 2-2 ① K		B SI 96 C SI 97 B SL 88 F SI 96 B SI 97 S SI 96 3-3 ② K			C SI 96 S SL 91 B SL 90 X SL 91 1-2 ② P6		4	0	0	1	0	2	2
22 Nick Markakis, L (1, 9) OBP: 0.338, SLG: 0.383	C FF 92 S FF 93 B FF 91 B CU 78 B FF 93 F FF 93 F SI 92 X FF 93 3-2 ③ F9		C CU 77 B FF 91 C FF 90 F FF 91 D CU 78 S CU 78 2-3 ②③ K 1-2		F SI 98 F SL 89 F SI 97 X CH 89 0-2 ③ G4-3			X SL 90 0-0 ③ F8		4	0	0	0	0	1	2
25 Tyler Flowers, R (1, 2) OBP: 0.362, SLG: 0.429		B SI 88 X CH 83 1-0 ① G6-3		B FF 91 C SI 91 B CU 76 X CH 84 2-1 7 2B 2 G5-3 1B		X SI 96 0-0 ① G1-3			F FC 91 S FF 92 B KC 82 X FC 91 1-2 7 G6-3 2 1B 2B	4	2	2	0	0	0	0
7 Gordon Beckham, R (1, 4) OBP: 0.308, SLG: 0.362		B SI 90 B FF 91 C SI 91 F SI 90 B FF 91 F SI 92 F SI 92 F CH 86 3-3 ② S FF 93 K		C SI 91 B FF 90 D CH 85 F FF 90 F SI 92 B CU 77 X SI 93 3-2 2 G5-3 60 1B 1-3 2B		C SI 97 B CH 88 C SI 96 S SI 97 1-3 ② K			C FC 91 X FC 91 0-1 ① G6-3 2-3	4	1	1	0	0	2	1
2 Dansby Swanson, R (1, 6) OBP: 0.297, SLG: 0.339		S SI 92 F SI 93 B CU 79 X FF 92 1-2 IHR		F SL 83 B FF 88 X FF 90 1-1 ① G5-3 2-3 3-H		B SI 96 C SI 96 F SI 97 B SL 88 B SL 88 X SI 97 3-2 ③ G1-3			D FF 93 F FC 91 D KC 81 X FC 91 2-1 15 G5-6-3 3-H 1B	4	1	2	3	0	0	1
57 Williams Pérez, R (1, 1) 60 Joel De La Cruz, R (3, 1) OBP: 0.200, SLG: 0.200 68 Shae Simmons, R (6, 1) 8 Jace Peterson, L (7, PH) OBP: 0.356, SLG: 0.376 46 Ian Krol, L (7, 1) 40 José Ramirez, R (7, 1) 50 Chaz Roe, R (8, 1) 15 A.J. Pierzynski, L (9, PH) OBP: 0.237, SLG: 0.305		C FF 92 B SI 93 T FF 93 B CU 79 F SI 92 B CU 79 C SI 93 3-3 ③ K		B SL 86 C FF 90 X FF 89 1-1 3-H 1B			C FF 91 B FF 93 S FF 92 C FF 93 1-3 ① K		F FC 91 B FC 91 F FC 90 X KC 81 1-2 ②③ G5-6-3 1-2f	1 1 0 1 0 0 0 0 1	0 0 0 0 0 0 0 0 0	0 1 0 0 0 0 0 0 0	0 1 0 0 0 0 0 0 0	0 0 0 0 0 0 0 0 0	1 0 0 1 0 0 0 0 0	0 0 0 0 0 0 0 0 1

	AB	36
	R	7
	H	11
	RBI	7
	BB	0
	SO	7
	LOB	10

Inning Stats																		
	R: 2	H: 2	R: 1	H: 1	R: 1	H: 3	R: 2	H: 3	R: 0	H: 0	R: 0	H: 0	R: 0	H: 0	R: 0	H: 0	R: 1	H: 2
	E: 0	LOB: 0	E: 0	LOB: 0	E: 0	LOB: 2	E: 0	LOB: 1	E: 0	LOB: 0	E: 0	LOB: 0	E: 0	LOB: 0	E: 0	LOB: 0	E: 0	LOB: 0
	K: 0	BB: 0	K: 2	BB: 0	K: 2	BB: 0	K: 0	BB: 0	K: 1	BB: 0	K: 1	BB: 0	K: 1	BB: 0	K: 0	BB: 0	K: 0	BB: 0
	S: 14	P: 25	S: 15	P: 23	S: 19	P: 26	S: 12	P: 19	S: 9	P: 12	S: 7	P: 11	S: 10	P: 14	S: 5	P: 7	S: 10	P: 14

	1B: 7	SF: 0	WP: 0	PA: 36
	2B: 3	SAC: 0	PB: 0	
	3B: 0	DP: 1	SB: 0	
	HR: 1	HBP: 0	CS: 0	

PITCHER		IP	WLS	BF	H	R	ER	SO	BB	IBB	HBP	BLK	WP	HR	S	P	ERA	WHIP
47 Gio González, L	(1, 1)	3.0		16	8	6	6	4	0	0	0	0	0	0	54	85	18.00	2.667
ERA: 4.4																		
18 Matt Belisle, R	(4, 1)	1.0		4	1	0	0	0	0	0	0	0	0	0	6	8	0.00	1.000
ERA: 1.98																		
17 Sean Burnett, L	(5, 1)	0.1		1	0	0	0	0	0	0	0	0	0	0	2	2	0.00	0.000
ERA:																		
45 Blake Treinen, R	(5, 1)	1.2		5	0	0	0	2	0	0	0	0	0	0	14	21	0.00	0.000
ERA: 2.47																		
27 Shawn Kelley, R	(7, 1)	1.0		3	0	0	0	1	0	0	0	0	0	0	10	14	0.00	0.000
ERA: 3.14																		

PITCHER		IP	WLS	BF	H	R	ER	SO	BB	IBB	HBP	BLK	WP	HR	S	P	ERA	WHIP
46 Oliver Pérez, L	(8, 1)	0.1		1	0	0	0	0	0	0	0	0	0	0	1	2	0.00	0.000
ERA: 5.45																		
32 Koda Glover, R	(8, 1)	0.2	W	2	0	0	0	0	0	0	0	0	0	0	4	5	0.00	0.000
ERA: 2.63																		
43 Mark Melancon, R	(9, 1)	1.0	S	4	2	1	1	0	0	0	0	0	0	0	10	14	9.00	2.000
ERA: 1.7																		

BOTTOM

Atlanta Braves @ Washington Nationals

Nationals Park, Washington, DC

Tue Sep 06 2016, 7:07 PM - 10:44 PM EDT

Att. 17,161 - Clear - 89 F

livebaseballscorecards.com

Batter	1	2	3	4	5	6	7	8	9	AB	R	H	RBI	BB	SO	LOB
7 Trea Turner, R (1, 8) (9, 4) OBP: 0.362, SLG: 0.541	C SI 90 B SI 92 X SI 91 1-1 F8 ①	B SI 92 C SI 91 C SI 91 X CU 78 1-2 G4-3 ③		S SL 87 B SL 79 X SL 85 1-1 P4 ①		X FF 97 0-0 E9 2B		B SL 88 C FF 96 B FF 96 X SL 89 2-1 34 S, 28 G5-3 1B 2-H 3-H		5	0	2	2	0	0	2
28 Jayson Werth, R (1, 7) OBP: 0.341, SLG: 0.442	C SI 93 F SI 92 C SI 94 0-3 K ②		B CU 72 B SI 89 C SI 88 B SI 90 X SI 90 3-1 34 1B, 20 1B, 6 HR 1B	B SI 93 B SL 86 F SL 86 F SL 87 T SI 92 2-2 K ②		B FF 97 B FF 97 F FF 97 C SL 84 F FF 97 B FF 96 F FF 96 X SL 82 3-2 P6 ③		C FF 96 1 SAFE F FF 96 1 SAFE X CH 84 0-2 G5-3 ① 1-2		5	1	1	0	0	2	2
20 Daniel Murphy, L (1, 4) (9, 3) OBP: 0.387, SLG: 0.594	B SI 90 C CH 79 C SI 93 B SI 94 F SI 94 F SI 93 X SI 91 2-2 1B		B SI 90 C SI 92 B SI 90 F SI 90 X CH 78 2-2 34 1B, 6 HR 1B 1-2	B SI 93 B SI 92 F SI 90 X SI 91 2-1 1B			C FF 94 F FF 94 B SI 95 B SL 86 C FF 95 2-3 K ① I IN 80 I IN 80 I IN 80 I IN 78 4-0 34 S IBB		4	1	3	0	1	1	0
34 Bryce Harper, L (1, 9) OBP: 0.383, SLG: 0.465	C SI 92 B SI 90 F SI 91 F SI 92 1 SAFE F CU 78 B CH 80 X CH 80 2-2 P3 ③		B SI 91 B SI 91 F SI 91 S SI 91 B SI 92 X SI 91 3-2 6 HR 1B 1-2 2-3	B CH 88 S CH 84 1 SAFE X SI 92 1-1 G1-3 ③			X SL 87 0-0 6 G4-3, 6 S 1B	B FF 96 F FF 96 S CH 87 B FF 96 F FF 97 F SL 88 F CH 86 B CH 85 S CH 85 3-3 K ② 1-2 2-3		5	1	2	0	0	1	4
6 Anthony Rendon, R (1, 5) OBP: 0.355, SLG: 0.458		C SI 91 B SI 91 H CU 74 2-1 8 1B, 47 1B, HBP	C SI 92 T SI 92 F SI 91 F SI 92 X SI 89 0-2 HR 1-H 2-H 3-H		C SI 91 F CH 86 X SI 91 0-2 F9 ①		1 SAFE D SL 86 C FF 95 C FF 96 B SL 87 D SL 88 X SL 88 3-2 G4-3 ② 1-3	S SF 92 F ST 81 S ST 81 0-3 K ③		4	2	1	4	0	1	4
40 Wilson Ramos, R (1, 2) OBP: 0.354, SLG: 0.495		C SI 90 C SI 90 S SI 89 0-3 K ① F SI 91 B SI 92 S SI 92 X SI 93 1-2 G5-3 ①			S SI 91 T SL 85 B CH 87 S CH 87 1-3 K ②		D SL 88 X SL 86 1-0 L8 ③			4	0	0	0	0	2	2
11 Ryan Zimmerman, R (1, 3) OBP: 0.278, SLG: 0.384 3 Michael Taylor, R (8, PR) OBP: 0.269, SLG: 0.365 (9, 8)		C CU 77 F SI 91 B SI 92 1 SAFE 1 SAFE X CU 78 1-2 P4 ② X SI 91 0-0 HR			B CH 88 T CH 86 X SI 91 1-1 L8 ③			B SL 90 C SL 87 B SL 89 B CH 86 B SL 89 4-1 9 FC2, 8 S, 9 E BB		3 0	1 1	1 0	1 0	1 0	0 0	1 0
8 Danny Espinosa, S (1, 6) OBP: 0.320, SLG: 0.393		B SI 91 C SI 91 F SI 91 F SI 91 B SI 92 F SI 91 X SI 91 2-2 47 1B 1B 1-3	S SI 91 T CH 85 B SL 87 F CH 86 F SL 87 X SI 94 1-2 G3-1 ②			C SL 80 S FF 96 S SL 84 0-3 K2-3 ①		1 SAFE 1 SAFE C FF 96 1 SAFE P PO 87 L SL 87 B FF 96 B FF 97 D SL 89 4-2 9 E, 7 1B BB 1-2		3	1	1	0	1	1	0
47 Gio González, R (1, 1) OBP: 0.000, SLG: 0.000 18 Matt Belisle, R (4, 1) 17 Sean Burnett, L (6, 1) 45 Blake Treinen, R (6, 1) 48 Brian Goodwin, L (6, PH) OBP: 0.000, SLG: 0.000 27 Shawn Kelley, R (7, 1) 46 Oliver Pérez, L (8, 1) OBP: 0.667, SLG: 1.000 32 Koda Glover, R (8, 1) 9 Ben Revere, L (8, PH) OBP: 0.000, SLG: 0.000 43 Mark Melancon, R (9, 1)		C SI 91 F SI 91 B SI 93 F SI 92 B CU 76 X SI 91 2-2 1B 1-2 3-H	S SL 87 B SI 93 S SL 88 F SI 93 F SL 86 S CH 86 1-3 K ③			B SL 82 B FF 96 F FF 96 F FF 97 X SL 82 2-2 G5-3 ②		X FF 94 0-0 FC2 7 1B 1-3 2-H		2 0 0 0 1 0 0 0 1 0	0 0 0 0 0 0 0 0 1 0	1 0 0 0 0 0 0 0 0 0	1 0 0 0 0 0 0 0 0 0	0 0 0 0 0 0 0 0 0 0	1 0 0 0 0 0 0 0 0 1	0 0 0 0 0 0 0 0 0 0
Inning Stats	R: 0 E: 0 K: 1 S: 15 H: 1 LOB: 1 BB: 0 P: 20	R: 1 E: 0 K: 1 S: 19 H: 2 LOB: 2 BB: 0 P: 27	R: 5 E: 0 K: 1 S: 27 H: 5 LOB: 0 BB: 0 P: 38	R: 0 E: 0 K: 1 S: 9 H: 1 LOB: 1 BB: 0 P: 15	R: 0 E: 0 K: 1 S: 8 H: 0 LOB: 0 BB: 0 P: 10	R: 0 E: 1 K: 1 S: 12 H: 1 LOB: 1 BB: 0 P: 17	R: 0 E: 0 K: 1 S: 8 H: 1 LOB: 1 BB: 0 P: 14	R: 3 E: 1 K: 2 S: 19 H: 1 LOB: 3 BB: 3 P: 35		1B: 9 2B: 1 3B: 0 HR: 2 SF: 0 SAC: 0 DP: 0 HBP: 1					

	AB	37
	R	9
	H	12
	RBI	8
	BB	3
	SO	9
	LOB	16

WP: 0 PB: 0 SB: 4 CS: 0 PA: 41

PITCHER		IP	WLS	BF	H	R	ER	SO	BB	IBB	HBP	BLK	WP	HR	S	P	ERA	WHIP
57 Williams Pérez, R ERA: 5.47	(1, 1)	2.1		16	8	6	6	2	0	0	1	0	0	2	51	73	23.14	3.429
60 Joel De La Cruz, R ERA: 4.66	(3, 1)	2.2		9	1	0	0	3	0	0	0	0	0	0	27	37	0.00	0.375
68 Shae Simmons, R ERA:	(6, 1)	1.0		4	1	0	0	1	0	0	0	0	0	0	12	17	0.00	1.000
46 Ian Krol, L ERA: 3.2	(7, 1)	0.1		2	1	0	0	1	0	0	0	0	0	0	4	6	0.00	3.000
40 José Ramirez, R ERA: 3.91	(7, 1)	1.1	L	9	1	3	1	1	2	1	0	0	0	0	20	40	6.75	2.250

PITCHER		IP	WLS	BF	H	R	ER	SO	BB	IBB	HBP	BLK	WP	HR	S	P	ERA	WHIP
50 Chaz Roe, R ERA: 4.87	(8, 1)	0.1		1	0	0	0	1	0	0	0	0	0	0	3	3	0.00	0.000

Batter	1	2	3	4	5	6	7	8	9	10	11	AB	R	H	RBI	BB	SO	LOB
11 Ender Inciarte, L (1, 8) OBP: 0.352, SLG: 0.382	B SI 95 F FF 95 F FF 96 B CU 82 F FF 96 X SL 91 2-2 ① G3-1		C SI 86 B SL 78 F SI 87 F SI 89 B SL 78 X SI 88 2-2 ② G1-3		S CH 83 F CU 80 F CU 80 B FF 94 B CH 83 F FF 93 S CU 79 2-3 ② K		C SI 91 F SI 90 B SL 82 X SI 91 1-2 ② G6-3		X FF 93 0-0 ② F7		F SI 89 B SI 89 B SL 79 B SI 88 X SI 89 3-1 27 S 1B	6	0	1	0	0	1	2
13 Adonis García, R (1, 5) OBP: 0.314, SLG: 0.414	B FF 96 S SI 96 F SL 88 S CH 91 1-3 ② K		B CH 80 B SI 88 B SI 88 C SI 88 F SI 88 X SI 89 3-2 2-H 2B		S FF 93 X CH 84 0-1 ③ G6-3		B SI 92 B CH 86 X SI 91 2-0 ③ G6-3		C SL 84 F SL 84 D SL 86 X SL 85 1-2 ③ F7		B SI 90 1 SAFE C SI 89 1 SAFE F SI 89 B SI 90 F SI 89 S SL 80 2-3 ① K	6	0	1	1	0	2	2
5 Freddie Freeman, L (1, 3) OBP: 0.392, SLG: 0.557	C CU 82 S CH 90 F SL 91 S CH 91 0-3 ③ K		B SL 78 B SI 88 F SI 89 F SI 88 D SL 80 F SI 88 F SI 89 F SI 89 S SI 89 3-3 ③ K			X CU 78 0-0 22 1B 27 1B 25 FC6-4 1B		C SL 82 F SI 90 X SL 84 0-2 ① P6		S FF 92 B SL 79 X SL 78 1-1 ① G4-3	F SL 80 S SI 91 B SI 90 S SL 82 1-3 ② K	6	1	1	0	0	3	2
27 Matt Kemp, R (1, 7) OBP: 0.293, SLG: 0.475		B FF 95 B SL 87 F FF 96 X FF 95 2-1 1B		B FF 94 C FF 93 X CU 80 1-1 8 FC5 25 HBP 1B		F FF 90 X FF 91 0-1 25 FC6-4 22 1B 1-2 1B		C SI 97 X SI 96 0-1 ② G1-3		C SI 96 B SI 96 F SI 95 T SI 95 1-2 ② K	B SI 90 D FF 90 S FF 94 F SL 88 S CH 83 2-3 ③ K 1-2	6	0	3	0	0	2	1
22 Nick Markakis, L (1, 9) OBP: 0.341, SLG: 0.387		B SI 95 F FF 95 B SI 95 B FF 96 F FF 96 X SL 88 3-2 ① F9		C FF 93 B FF 94 X FF 93 1-1 ① F7		B FF 92 C CH 81 F FF 92 X FF 92 2-1 25 FC6-4 1-2 2-3 1B		B SI 97 B SI 96 X SI 96 2-0 25 1B 1B		C SI 94 B CU 79 B SI 95 F SI 94 X SI 95 2-2 8 1B 2B		5	1	3	0	0	0	2
25 Tyler Flowers, R (1, 2) OBP: 0.366, SLG: 0.427		C FF 95 B SL 89 F SI 94 B FF 96 F FF 94 F FF 95 S CH 88 2-3 ② K		C CU 78 F FF 94 1 SAFE B FF 94 B FF 93 H CU 79 3-2 8 FC5 1-2 HBP		F CH 82 F FF 92 X FF 92 2-2 ① FC6-4 8 G4-6-3 1-2f 2-3 3-H		B SI 97 X SI 94 1-0 1-3 1B		C SI 94 B SI 96 F SI 95 B SI 95 B CU 78 F SI 95 B SI 95 4-2 8 1B BB		3	0	1	1	1	1	3
8 Jace Peterson, L (1, 4) (11, 7) OBP: 0.354, SLG: 0.373		S FF 95 F SI 96 X CH 89 0-2 ③ G4-3		C FF 92 B CU 79 B FF 92 F FF 92 X FF 93 2-2 ② FC5 1-2 2-3f		F FF 92 C FF 91 F CH 82 X FF 91 0-2 ② ③ G4-6-3 1-2f		C SL 87 S SL 88 F SI 95 S SL 86 0-3 ③ K		B CU 77 B SI 94 X SI 95 2-0 2 IBB 1-3 2-H 1B		5	0	1	1	0	1	7
2 Dansby Swanson, R (1, 6) OBP: 0.319, SLG: 0.413			C FF 93 B CU 83 S FF 95 X FF 96 1-2 13 2B 2B	C FF 93 C FF 92 X CU 80 0-2 ③ G4-3			B FF 90 B CH 80 F FF 89 C FF 90 X FF 90 3-1 HR		C SL 83 S SL 84 F SL 84 S SL 83 0-3 ① K2-3	I CH 67 I CH 71 I CH 74 I CH 73 4-0 1-2 IBB		4	2	2	1	1	1	2
28 Mike Foltynewicz, R (1, 1) SWP: 0 WP: 0 PB: 0 SB: 0 CS: 0 23 Chase d'Arnaud, R (7, PH) 51 Chris Withrow, R (7, 1) 46 Ian Krol, L (7, 1) 62 Mauricio Cabrera, R (7, 1) 15 A.J. Pierzynski, L (8, PH) SWP: 0 WP: 0 PB: 0 SB: 0 CS: 0 37 Matt Wisler, R (8, PH) 53 Jim Johnson, R (8, 1) 72 Jed Bradley, L (11, 1) 39 Brandon Cunniff, R (11, 1) 7 Gordon Beckham, R (11, 4) SWP: 0 WP: 0 PB: 0 SB: 0 CS: 0			C FF 94 L SL 88 B CH 92 L SL 84 1-3 ① K		C FF 92 B FF 93 S FF 92 S CU 79 1-3 ① K		B FF 93 F FF 93 F FF 92 F CU 79 F CU 80 F FF 92 F CH 81 C FF 91 0-3 ① K		C FF 93 B FF 94 B SL 86 F SL 84 B FF 93 B SL 84 4-2 BB	C SI 93 C SI 94 S SI 95 0-3 ③ K	2 0 0 0 0 2 1 1 0 0 0 0 1 0 0 0 0 0 0 0 0 0 0 0 0 0 0 0 0 0 0 0 0 0 0 1 0 0 0 0 1 0 0 0 0 0 0 0 0 0 0 0 0 0 0 0 0 0 0 0 0 0 0 0 0 0 0 0 0 0						
Inning Stats	R: 0 E: 0 K: 2 S: 11 H: 0 LOB: 0 BB: 0 P: 14	R: 0 E: 0 K: 1 S: 13 H: 1 LOB: 1 BB: 0 P: 20	R: 1 E: 0 K: 2 S: 19 H: 2 LOB: 1 BB: 0 P: 29	R: 0 E: 0 K: 0 S: 12 H: 1 LOB: 2 BB: 0 P: 19	R: 0 E: 0 K: 2 S: 10 H: 0 LOB: 0 BB: 0 P: 13	R: 1 E: 0 K: 0 S: 12 H: 3 LOB: 1 BB: 0 P: 16	R: 1 E: 0 K: 1 S: 14 H: 1 LOB: 0 BB: 0 P: 20	R: 0 E: 0 K: 1 S: 11 H: 2 LOB: 2 BB: 0 P: 14	R: 0 E: 0 K: 1 S: 10 H: 0 LOB: 1 BB: 1 P: 15	R: 1 E: 0 K: 2 S: 15 H: 2 LOB: 3 BB: 2 P: 29	R: 0 E: 0 K: 3 S: 12 H: 1 LOB: 1 BB: 0 P: 20	1B: 9 2B: 3 3B: 0 HR: 1	SF: 0 SAC: 0 DP: 1 HBP: 1	WP: 0 PB: 0 SB: 1 CS: 0	PA: 49			

Atlanta Braves @ Washington Nationals

Nationals Park, Washington, DC

Wed Sep 07 2016, 8:04 PM - 12:41 AM EDT

Att. 19,894 - Cloudy - 79 F

TOP

livebaseballscorecards.com

AB	45
R	4
H	13
RBI	4
BB	3
SO	15
LOB	25

PITCHER		IP	WLS	BF	H	R	ER	SO	BB	IBB	HBP	BLK	WP	HR	S	P	ERA	WHIP
37 Stephen Strasburg, R ERA: 3.6	(1, 1)	2.1		9	2	1	1	4	0	0	0	0	0	0	30	42	3.86	0.857
17 Sean Burnett, L ERA:	(3, 1)	0.2		3	1	0	0	1	0	0	0	0	0	0	13	21	0.00	1.500
44 Lucas Giolito, R ERA: 8.59	(4, 1)	3.1		15	5	2	2	3	0	0	1	0	0	1	44	61	5.40	1.500
23 Marc Rzepczynski, L ERA: 2.53	(7, 1)	1.0		3	0	0	0	0	0	0	0	0	0	0	7	10	0.00	0.000
45 Blake Treinen, R ERA: 2.44	(8, 1)	0.2		4	2	0	0	1	0	0	0	0	0	0	8	11	0.00	3.000

PITCHER		IP	WLS	BF	H	R	ER	SO	BB	IBB	HBP	BLK	WP	HR	S	P	ERA	WHIP
27 Shawn Kelley, R ERA: 3.08	(9, 1)	1.0		4	0	0	0	1	1	0	0	0	0	0	10	15	0.00	1.000
46 Oliver Pérez, L ERA: 5.4	(10, 1)	0.1		1	0	0	0	0	0	0	0	0	0	0	2	3	0.00	0.000
26 Trevor Gott, R ERA: 5.4	(10, 1)	0.2		6	2	1	1	2	1	1	0	0	0	0	13	26	13.50	4.500
33 Matt Grace, L ERA:	(11, 1)	0.2		3	1	0	0	2	0	0	0	0	0	0	9	15	0.00	1.500
38 Mat Latos, R ERA: 4.74	(11, 1)	0.1	W	1	0	0	0	1	0	0	0	0	0	0	3	5	0.00	0.000

Batter	1	2	3	4	5	6	7	8	9	10	11	AB	R	H	RBI	BB	SO	LOB
7 Trea Turner, R (1, 8) OBP: 0.366, SLG: 0.537	X FF 96 0-0 40 BB 20 1B 1B	B SL 85 B FF 96 B SL 86 B FF 96 4-0 28 1B BB		X FF 95 0-0 F8 ③			C FC 86 F FF 94 B FC 85 X FF 95 1-2 28 1B 20 1B 1-2 1B	D FF 100 1 SAFE F FF 98 1 SAFE B FF 100 F CH 91 X FF 101 2-2 L4 ③		C CU 78 F CU 78 X SI 93 0-2 G4-6-3 ② ③ 1-2f		5	1	2	0	1	0	4
28 Jayson Werth, R (1, 7) OBP: 0.343, SLG: 0.442	B FF 94 B FF 96 X FF 94 2-0 F9 ①	C SL 85 F FF 98 F FF 99 F SL 79 F FF 98 B SI 98 D SL 80 B SL 85 F SI 98 3-2 X CH 88 1-3 2-H 1B			C FF 94 S FF 95 F CU 78 F FF 97 B SL 85 B CU 77 B CH 85 X FF 95 3-2 F9 ①		C FF 94 B FC 86 X FF 93 1-1 20 1B 1-2 2-3 1B		S SI 93 F CU 78 B SI 95 X SI 94 1-2 G3 ①		C FF 90 B CH 81 B CH 81 B CH 82 S FF 91 B FF 90 4-2 20 2B 40 1B BB	5	1	2	1	1	0	1
20 Daniel Murphy, L (1, 4) OBP: 0.388, SLG: 0.595	1 SAFE B FF 94 1 SAFE B SI 95 X SI 96 2-0 40 BB 1-2 1B	C SI 94 F FF 97 D CU 80 F CH 87 B FF 98 C SI 97 2-3 K ③			B CH 87 F CH 87 F SI 95 F FF 96 F SL 85 S CH 87 1-3 K ②		F FF 93 B FF 93 X FF 94 1-1 1-2 2-H 3-H 1B		B FF 93 B CH 89 B SI 94 F SI 94 X SI 95 3-1 L8 ②		D FF 90 X FF 91 1-0 40 1B 1-3 2B	6	0	3	2	0	2	2
34 Bryce Harper, L (1, 9) OBP: 0.382, SLG: 0.462	F FF 98 C CH 88 B SL 90 B SI 99 C CH 87 2-3 K ②		X SI 92 0-0 F8 ①		F SI 96 F SI 96 B SL 81 X FF 96 1-2 F7 ③		C FF 94 B SI 94 F FF 94 F SL 83 F CH 86 C FF 95 1-3 K ①		X CH 88 0-0 1B		I IN 70 I IN 73 I IN 74 I IN 77 4-0 40 1B IBB	5	0	1	0	1	2	4
40 Wilson Ramos, R (1, 2) OBP: 0.356, SLG: 0.497	F SL 86 B SL 88 B FF 97 B SL 89 B FF 98 4-1 1-2 2-3 BB		F FF 95 F FF 96 F SL 86 X CU 78 0-2 G6-3 ②			C CH 83 B FF 95 F FF 95 F FF 94 X CH 86 2-2 8 WP 2B	S FF 100 X SL 83 0-1 F9 ②		X SI 93 0-0 G1-3 ③		F CH 81 X CH 81 0-1 1-2 2-3 3-H 1B	5	0	2	1	1	0	3
11 Ryan Zimmerman, R (1, 3) OBP: 0.274, SLG: 0.379	C SL 79 F SL 88 S SL 81 0-3 K ③		C SL 86 B FF 96 B SI 96 S CH 85 S FF 96 2-3 K ③				S FF 94 X SL 85 0-1 L9 ①	B FF 100 F FF 100 B FF 101 F SL 83 S FF 100 2-3 K ③		C CU 78 F SI 93 C SI 92 0-3 K ①		5	0	0	0	0	4	6
8 Danny Espinosa, S (1, 6) OBP: 0.319, SLG: 0.391		B SI 96 X FF 96 1-0 G4-3 ①		C CH 84 B CH 85 C CH 84 S CU 80 1-3 K ①		C FF 95 B FF 97 S FF 96 D SL 81 F FF 96 B CH 84 S SL 85 3-3 K ② 2-3		C CH 90 X FF 100 0-1 F8 ①		C SI 93 X CU 79 0-1 14 1B 6 1B 1B	5	1	1	0	0	2	1
1 Wilmer Difo, S OBP: 0.000, SLG: 0.000 23 Marc Rzepczynski, L 45 Blake Treinen, R 25 Clint Robinson, L OBP: 0.000, SLG: 0.000 27 Shawn Kelley, R 46 Oliver Pérez, L OBP: 0.000, SLG: 0.000 26 Trevor Gott, R 14 Chris Heisey, R OBP: 0.000, SLG: 0.000 33 Matt Grace, L 38 Mat Latos, R		B CU 78 X FF 96 1-0 37 SH1-4 28 1B 1B		B CU 75 B CH 85 S CH 84 B CH 85 B CH 84 4-1 44 SH5-4 BB		C SI 95 F SI 96 F SL 80 F FF 96 B SL 81 B SI 96 S FF 95 2-3 K ③		B CH 93 S CH 91 F CH 92 F FF 101 F FF 101 F FF 101 B FF 100 F CH 92 X CH 93 2-2 G4-3 ②		C SI 93 1 SAFE F SI 93 X CU 78 0-2 6 1B 1-3 1B	2 1 1 0 1 1 1 0 0 0 0 0 0 0 0 0 0 0 0 0 0 1 0 0 0 0 0 0 0 0 0 0 0 0 0 0 0 0 0 0 0 0 1 0 0 0 0 0 0 0 0 0 0 0 0 0						
37 Stephen Strasburg, R OBP: 0.240, SLG: 0.229 17 Sean Burnett, L 44 Lucas Giolito, R OBP: 0.250, SLG: 0.250 10 Stephen Drew, L OBP: 0.311, SLG: 0.667 6 Anthony Rendon, R OBP: 0.356, SLG: 0.459	(1, 1) (3, 1) (4, 1) (7, 5) (8, PR) (9, 5)	X FF 91 0-0 SH1-4 ② 1-2		X FF 88 0-0 SH5-4 ② 1-2			B CU 75 B FF 92 B FF 94 B FF 93 4-0 28 1B 7 1B 20 1B BB	B FF 99 X FF 99 1-0 1B	F SI 94 X CU 80 0-1 7 G4-6-3 1-2 3-H 1B	0 0 0 0 0 0 0 0 0 0 0 0 0 0 0 0 0 0 0 0 0 1 1 1 0 1 0 0 1 0 1 1 0 0 0						
Inning Stats	R: 0 E: 0 K: 2 S: 10 H: 2 LOB: 3 BB: 1 P: 20	R: 1 E: 0 K: 1 S: 14 H: 2 LOB: 2 BB: 1 P: 25	R: 0 E: 0 K: 1 S: 8 H: 0 LOB: 0 BB: 0 P: 10	R: 0 E: 0 K: 1 S: 6 H: 0 LOB: 1 BB: 1 P: 11	R: 0 E: 0 K: 1 S: 13 H: 0 LOB: 0 BB: 0 P: 18	R: 0 E: 0 K: 2 S: 15 H: 1 LOB: 1 BB: 0 P: 22	R: 2 E: 0 K: 2 S: 17 H: 3 LOB: 2 BB: 1 P: 27	R: 0 E: 0 K: 0 S: 13 H: 1 LOB: 1 BB: 0 P: 18	R: 0 E: 0 K: 0 S: 7 H: 1 LOB: 0 BB: 0 P: 11	R: 1 E: 0 K: 1 S: 13 H: 3 LOB: 1 BB: 1 P: 13	R: 1 E: 0 K: 0 S: 5 H: 2 LOB: 3 BB: 2 P: 14	1B: 13 2B: 2 3B: 0 HR: 0 SF: 0 SAC: 2 DP: 1 HBP: 0						

PITCHER		IP	WLS	BF	H	R	ER	SO	BB	IBB	HBP	BLK	WP	HR	S	P	ERA	WHIP
26 Mike Foltynewicz, R ERA: 4.16	(1, 1)	6.0		26	5	1	1	8	3	0	0	0	1	0	66	106	1.50	1.333
51 Chris Withrow, R ERA: 3.63	(7, 1)	0.0		3	2	2	2	0	1	0	0	0	0	0	5	11	∞	∞
46 Ian Krol, L ERA: 3.18	(7, 1)	0.1	B	2	1	0	0	1	0	0	0	0	0	0	7	9	0.00	3.000
62 Mauricio Cabrera, R ERA: 2.23	(7, 1)	1.2		6	1	0	0	1	0	0	0	0	0	0	18	25	0.00	0.600
53 Jim Johnson, R ERA: 3.13	(9, 1)	2.0		9	4	1	1	1	0	0	0	0	0	0	20	24	4.50	2.000

PITCHER		IP	WLS	BF	H	R	ER	SO	BB	IBB	HBP	BLK	WP	HR	S	P	ERA	WHIP
72 Jed Bradley, L ERA: 6.0	(11, 1)	0.0	L	3	1	1	1	0	1	1	0	0	0	0	3	12	∞	∞
39 Brandon Cunniff, R ERA: 7.0	(11, 1)	0.0		1	1	0	0	0	0	0	0	0	0	0	2	2	∞	∞

BOTTOM

Atlanta Braves @ Washington Nationals

Nationals Park, Washington, DC

Wed Sep 07 2016, 8:04 PM - 12:41 AM EDT

Att. 19,894 - Cloudy - 79 F

livebaseballscorecards.com

AB	42
R	5
H	15
RBI	5
BB	6
SO	11
LOB	22

WP: 1		PA:	50
PB: 0			
SB: 0			
CS: 0			

Batter	1	2	3	4	5	6	7	8	9	AB	R	H	RBI	BB	SO	LOB
16 César Hernández, S (1, 4) OBP: 0.357, SLG: 0.397	B SI 91 X SI 89 1-0 ① G4-3		B CU 72 B CH 83 C SI 91 B CH 83 X FF 91 3-1 4 HBP 6 HR 1B		C CU 73 C FF 90 B SL 80 S SL 81 1-3 ② K		S CU 74 F SL 88 S FF 92 0-3 ③ K			4	1	1	0	0	2	1
37 Odúbel Herrera, L (1, 8) OBP: 0.355, SLG: 0.402	B SI 91 C CU 75 F SI 91 X SL 81 1-2 ② P5		1 SAFE 1 SAFE C CU 74 B SI 90 1 SAFE C SI 89 C SI 91 1-3 ② K		B SL 83 C FF 91 X SL 80 1-1 ③ F9			X SI 89 0-0 ① G4-3		4	0	0	0	0	1	1
4 Andrés Blanco, S (1, 5) OBP: 0.318, SLG: 0.432	X SI 91 0-0 1B		H CU 76 1-0 6 HR 1-2 HBP			C CU 72 B SL 87 C SI 92 B SL 88 F FF 90 F FF 90 B FF 92 X FF 90 3-2 ① G6-3		B SI 88 B SL 79 F SI 88 B SI 90 S SI 88 S SL 81 3-3 ② K		3	1	1	0	0	1	0
6 Ryan Howard, L (1, 3) OBP: 0.249, SLG: 0.442 19 Tommy Joseph, R (8, PH) OBP: 0.290, SLG: 0.481 (8, 3)	F FF 84 B FF 90 1 SAFE S CH 84 B SI 91 1 SAFE D CH 84 F CH 84 F SI 92 3-2 ③ X CH 83 G4-3		F FF 90 F FF 91 B SL 82 X CH 83 1-2 1-H 2-H HR			B FF 92 F SL 88 X SL 89 1-1 ② L4		X CU 76 0-0 ③ F7		3 1	1 0	1 0	3 0	0 0	0 0	1 0
29 Cameron Rupp, R (1, 2) OBP: 0.314, SLG: 0.454		F SI 90 C SI 91 F FF 93 S SL 83 0-3 ① K	B SL 83 F SL 81 B SI 92 B SL 82 T SI 91 F SI 92 S SI 91 3-3 ③ K			S FF 93 F FF 93 B FF 91 X SL 88 1-2 E4			B FF 88 X FF 89 1-0 13 SH1-4 1B	4	0	1	0	0	2	0
13 Freddy Galvis, S (1, 6) OBP: 0.270, SLG: 0.389		C SI 92 B CH 84 F CH 84 B SI 91 S SL 83 2-3 ② K		B SI 89 C CU 73 X FF 88 1-1 23 CS 1B		B CU 72 X SL 88 1-0 ③ G4-3			X FF 89 0-0 ① SH1-4 1-2	3	0	1	0	0	1	1
23 Aaron Altherr, R (1, 7) OBP: 0.310, SLG: 0.331		S SL 83 C SL 83 C SL 82 0-3 ③ K		B SI 88 C SL 81 C FF 89 C SL 82 1-3 ①② K 1-2			B FF 90 B SL 84 F FF 91 B FF 90 B FF 91 4-1 18 G5-3 17 G1-3 BB		B FF 89 C CU 75 B FF 89 T SL 85 B FF 90 S CU 76 3-3 ② K	3	0	0	0	1	3	2
17 Peter Bourjos, R (1, 9) OBP: 0.295, SLG: 0.396			B SI 91 X SI 90 1-0 HR C SL 82 C FF 90 B SL 83 X SL 81 1-2 ③ F8				1 SAFE L SL 86 F SI 91 B SL 88 X SL 87 1-2 ① G1-3 1-2		B CU 78 F SL 86 F CU 76 F FF 90 F CU 76 X CU 77 1-2 ③ P3	4	1	1	1	0	0	2
49 Alec Asher, R (1, 1) 18 Darin Ruf, R (7, PH) OBP: 0.200, SLG: 0.188 61 Edubray Ramos, R (7, 1) 50 Héctor Neris, R (8, 1) 46 Jeanmar Gómez, R (9, 1)			C FF 91 B SL 82 S SL 83 B SL 81 B FF 91 X SI 90 3-2 ① G5-3		C SI 88 B SI 89 C SL 80 S FF 90 1-3 ① K		C FF 91 B FF 92 X SL 86 1-1 ② G5-3 2-3			2 1 0 0 0	0 0 0 0 0	0 0 0 0 0	0 0 0 0 0	1 0 0 0 0	0 0 0 0 0	0 1 0 0 0

Inning Stats	1	2	3	4	5	6	7	8	9
	R: 0 E: 0 K: 0 S: 10 H: 1 LOB: 1 BB: 0 P: 15	R: 0 E: 0 K: 3 S: 10 H: 0 LOB: 0 BB: 0 P: 12	R: 4 E: 0 K: 2 S: 16 H: 3 LOB: 0 BB: 0 P: 29	R: 0 E: 0 K: 1 S: 8 H: 1 LOB: 0 BB: 0 P: 11	R: 0 E: 0 K: 2 S: 8 H: 0 LOB: 0 BB: 0 P: 11	R: 0 E: 1 K: 0 S: 11 H: 0 LOB: 1 BB: 0 P: 17	R: 0 E: 0 K: 1 S: 9 H: 0 LOB: 1 BB: 1 P: 15	R: 0 E: 0 K: 1 S: 5 H: 0 LOB: 0 BB: 0 P: 8	R: 0 E: 0 K: 1 S: 10 H: 1 LOB: 1 BB: 0 P: 15

1B: 4 SF: 0 WP: 0 PA: 35
2B: 0 SAC: 1 PB: 0
3B: 0 DP: 0 SB: 0
HR: 2 HBP: 1 CS: 1

PITCHER		IP	WLS	BF	H	R	ER	SO	BB	IBB	HBP	BLK	WP	HR	S	P	ERA	WHIP
22 A.J. Cole, R ERA: 4.56	(1, 1)	5.0	L	20	5	4	4	8	0	0	1	0	0	2	52	78	7.20	1.000
18 Matt Belisle, R ERA: 1.88	(6, 1)	2.0		8	0	0	0	1	1	0	0	0	0	0	20	32	0.00	0.500
33 Matt Grace, L ERA:	(8, 1)	0.2		2	0	0	0	1	0	0	0	0	0	0	4	7	0.00	0.000
52 Yusmeiro Petit, R ERA: 3.9	(8, 1)	1.1		5	1	0	0	1	0	0	0	0	0	0	11	16	0.00	0.750

PITCHER	IP	WLS	BF	H	R	ER	SO	BB	IBB	HBP	BLK	WP	HR	S	P	ERA	WHIP

TOP

Philadelphia Phillies @ Washington Nationals
Nationals Park, Washington, DC
Thu Sep 08 2016, 7:06 PM - 9:53 PM EDT
Att. 25,412 - Clear - 93 F

livebaseballscorecards.com

AB	32
R	4
H	6
RBI	4
BB	1
SO	11
LOB	9

BOTTOM

Philadelphia Phillies @ Washington Nationals
Nationals Park, Washington, DC
Thu Sep 08 2016, 7:06 PM - 9:53 PM EDT
Att. 25,412 - Clear - 93 F

livebaseballscorecards.com

Batter	1	2	3	4	5	6	7	8	9	AB	R	H	RBI	BB	SO	LOB
7 Trea Turner, R (1, 8) OBP: 0.364, SLG: 0.537	C SI 89 X SI 89 0-1 L9 ①		X CU 81 0-0 F9 ②		C SI 88 D CH 82 F SI 89 X CU 80 1-2 G6-3 ③			B FF 95 1 SAFE B FF 93 X SI 94 2-0 1-3 2B		4	0	1	0	0	0	2
28 Jayson Werth, R (1, 7) OBP: 0.344, SLG: 0.440	C SI 88 X CU 80 0-1 P6 ②		C SI 89 C SI 88 B FF 89 F SI 89 B CH 81 B CH 80 B SI 89 4-2 BB			C CU 79 C CU 80 F FF 89 X SI 88 0-2 L8 ①		B SI 95 F FF 94 B FF 95 B FS 87 S FS 88 D FS 88 4-2 BB		2	0	0	0	2	0	0
20 Daniel Murphy, L (1, 4) OBP: 0.387, SLG: 0.595	X SI 89 0-0 2B		C CU 80 X SI 88 0-1 F7 ③			F CU 81 B CH 81 B CH 81 X SI 89 2-1 L7 ②		B SI 94 X SI 96 1-0 SF7 ② 3-H		3	0	1	1	0	0	2
34 Bryce Harper, L (1, 9) OBP: 0.379, SLG: 0.458	B CU 79 B CU 80 B SI 88 F SI 88 F CU 80 X CH 81 3-2 F8 ③			X CU 80 0-0 F7 ①		B FF 88 B SI 88 F CU 82 F CH 81 X SI 90 2-2 G4-3 ③		C FS 87 B SI 95 B SI 95 T FS 87 S FS 87 2-3 K ③		4	0	0	0	0	1	3
6 Anthony Rendon, R (1, 5) OBP: 0.354, SLG: 0.456		C SI 89 F CU 80 F FF 91 F CU 79 F CU 81 B SI 89 X FF 91 1-2 G1-3 ①		C SI 88 C SI 89 X CU 82 0-2 L9 ②			C FF 94 C SL 80 B FF 95 F FF 95 X SL 84 1-2 F8 ①		B SI 91 C SI 91 F SI 92 F SI 92 S SL 82 1-3 K ①	4	0	0	0	0	1	0
11 Ryan Zimmerman, R (1, 3) OBP: 0.274, SLG: 0.378		C FF 90 B FF 90 F CU 81 F SI 90 X CU 80 1-2 F8 ②		B SI 88 C SI 89 X CU 81 1-1 L8 ③			X FF 95 0-0 G6-3 ②		C SI 91 B SI 92 X SI 91 1-1 40 DI 1B	4	0	1	0	0	0	0
8 Danny Espinosa, S (1, 6) OBP: 0.317, SLG: 0.389 52 Yusmeiro Petit, R (8, 1) OBP: 0.167, SLG: 0.167 25 Clint Robinson, L (9, PH) OBP: 0.294, SLG: 0.339		X CU 80 0-0 L3 ③			B SI 87 B CH 82 C SI 88 X CH 81 2-1 F8 ①		B FF 96 F SL 81 X SL 83 1-1 F9 ③		C SL 81 B CH 81 X SI 92 1-1 F7 ②	3 0 1	0 0 0	0 0 0	0 0 0	0 0 0	0 0 0	0 0 1
59 Jose Lobaton, S (1, 2) OBP: 0.306, SLG: 0.353 40 Wilson Ramos, R (9, PH) OBP: 0.355, SLG: 0.495			B SI 87 C SI 86 B CH 80 F SI 89 X SI 89 2-2 E3 22 SH3		S CU 81 X SI 89 0-1 L9 ②			S SI 94 B SI 95 S FS 86 X FS 86 1-2 F7 ①	B SI 91 S CH 83 B CH 82 C SI 92 B SL 85 S SI 94 3-3 1-2 K ③	3 1	0 0	0 0	0 0	0 1	0 1	0 1
22 A.J. Cole, R (1, 1) 48 Brian Goodwin, L (5, PH) OBP: 0.333, SLG: 0.435 18 Matt Belisle, R (6, 1) 33 Matt Grace, L (8, 1) 10 Stephen Drew, L (8, 6) OBP: 0.336, SLG: 0.571			C SI 87 B X 1-1 SH3 ① 1-2		C SI 88 S CU 81 X CU 82 0-2 2B			B FF 95 X SI 94 1-0 7 2B 20 SF7 1B		0 1 0 0 1	0 0 0 0 1	0 1 0 0 1	0 0 0 0 0	0 0 0 0 0	0 0 0 0 0	0 0 0 0 0
Inning Stats	R: 0 H: 1 E: 0 LOB: 1 K: 0 BB: 0 S: 8 P: 11	R: 0 H: 0 E: 0 LOB: 0 K: 0 BB: 0 S: 11 P: 13	R: 0 H: 0 E: 1 LOB: 2 K: 0 BB: 1 S: 11 P: 18	R: 0 H: 0 E: 0 LOB: 0 K: 0 BB: 0 S: 6 P: 7	R: 0 H: 1 E: 0 LOB: 1 K: 0 BB: 0 S: 10 P: 13	R: 0 H: 0 E: 0 LOB: 0 K: 0 BB: 0 S: 9 P: 13	R: 0 H: 0 E: 0 LOB: 0 K: 0 BB: 0 S: 7 P: 9	R: 1 H: 2 E: 0 LOB: 2 K: 1 BB: 1 S: 11 P: 22	R: 0 H: 1 E: 0 LOB: 1 K: 2 BB: 0 S: 11 P: 17	1B: 2 2B: 3 3B: 0 HR: 0	SF: 1 SAC: 1 DP: 0 HBP: 0						

	AB	31
	R	1
	H	5
	RBI	1
	BB	2
	SO	3
	LOB	9

WP: 0 PA: 35
PB: 0
SB: 0
CS: 0

PITCHER		IP	WLS	BF	H	R	ER	SO	BB	IBB	HBP	BLK	WP	HR	S	P	ERA	WHIP
49 Alec Asher, R ERA:	(1, 1)	6.0	W	22	2	0	0	0	1	0	0	0	0	0	55	75	0.00	0.500
61 Edubray Ramos, R ERA: 3.58	(7, 1)	1.0		3	0	0	0	0	0	0	0	0	0	0	7	9	0.00	0.000
50 Héctor Neris, R ERA: 2.36	(8, 1)	1.0		6	2	1	1	1	1	0	0	0	0	0	11	22	9.00	3.000
46 Jeanmar Gómez, R ERA: 3.34	(9, 1)	1.0	S	4	1	0	0	2	0	0	0	0	0	0	11	17	0.00	1.000

PITCHER	IP	WLS	BF	H	R	ER	SO	BB	IBB	HBP	BLK	WP	HR	S	P	ERA	WHIP

Batter	1	2	3	4	5	6	7	8	9	AB	R	H	RBI	BB	SO	LOB
16 César Hernández, S (1, 4) OBP: 0.355, SLG: 0.393	B FF 91 C FF 89 C SI 91 B SI 90 C SI 92 2-3 ① K		D CU 76 S SL 86 B SI 89 X SL 85 2-1 ③ G4-3		X CH 83 0-0 ① G4-3 2-3		B SI 96 F CH 90 B SL 87 C SI 96 X SL 86 2-2 ③ G3		F FC 91 F FC 91 B FF 91 B FF 91 F FC 91 B FC 91 F FC 91 B FC 92 4-2 BB	4	0	0	0	1	1	2
37 Odúbel Herrera, L (1, 8) OBP: 0.357, SLG: 0.406 23 Aaron Altherr, R (5, PH) OBP: 0.310, SLG: 0.326 (5, 9)	X SI 92 0-0 4 K 2B			S SI 89 B SL 85 C CU 74 B SI 91 B SI 92 H SL 85 4-2 6 1B 13 1B HBP	B SI 90 S SI 90 S CH 85 F SI 91 B SI 93 D SL 87 S SI 91 3-3 ② K			C SL 90 H SI 97 1-1 6 G4-3 4 BB 29 HR HBP	1 SAFE 1 SAFE B FC 91 B FF 92 S FC 91 B FC 91 X FC 91 3-1 ③ L7	1 2	1 1	1 0	0 0	0 0	0 1	0 2
4 Andrés Blanco, S (1, 5) OBP: 0.322, SLG: 0.427	S CU 74 B SI 92 S SL 86 F SI 92 S SI 92 1-3 ② ③ K 2-3			1 SAFE S CH 82 C SI 90 S CU 77 0-3 ① K	B SI 91 D CH 84 D CH 83 C SI 90 S CH 83 F SI 92 F SI 92 F SL 85 B SL 86 4-2 BB			B SI 96 B SL 87 F SI 96 S SL 89 F SL 87 B SI 97 B SI 95 4-2 6 G4-3 29 HR 1-2 BB		2	1	0	0	2	2	2
6 Ryan Howard, L (1, 3) OBP: 0.249, SLG: 0.439		C SI 90 F SI 90 B SI 90 F SL 85 X SI 92 1-2 ① G6-3		1 SAFE X CU 76 0-0 17 1B 13 1B 1-2 1B	B FF 91 C SI 91 B SI 90 C SI 90 F SI 91 X SI 92 2-2 ③ G4-3			C SI 97 B SI 96 S SI 96 F SL 90 X SI 97 1-2 ① G4-3 1-2 2-3		4	0	1	0	0	0	4
29 Cameron Rupp, R (1, 2) OBP: 0.316, SLG: 0.464		S SL 86 S FF 92 C SI 94 0-3 ② K		B SI 91 S SI 90 S SL 85 S SL 83 1-3 ② K		B CU 75 S SL 84 C SI 91 B CH 84 X CU 76 2-2 13 G4-6-3 1B		B SL 91 B SL 91 X SI 96 2-0 2-H 3-H HR		4	1	2	3	0	2	2
13 Freddy Galvis, S (1, 6) OBP: 0.270, SLG: 0.388		F SI 93 F CU 76 S SI 92 0-3 ③ K		X SI 90 0-0 17 1B 1-2 2-H 1B	S FF 90 X CH 83 0-1 ① ② G4-6-3 1-2f			C SI 90 S SL 82 X SL 84 0-2 ② G6-3		4	0	1	1	0	1	1
17 Peter Bourjos, R (1, 9) OBP: 0.294, SLG: 0.394 (5, 8)			B SI 90 C SI 90 S SL 85 B SI 93 B CU 76 F SI 92 X SI 92 3-2 ① G1-3	X SL 85 0-0 1-2 2-3 1B	C SI 92 B SL 85 F SL 85 T FF 93 1-2 ③ K			B SL 85 F SL 81 C FF 93 F SL 84 B SL 86 F FF 94 T FF 92 2-2 ③ K		4	0	1	0	0	2	0
2 Tyler Goeddel, R (1, 7) OBP: 0.248, SLG: 0.285			S SL 86 S SL 86 B SI 93 B SL 86 F SL 86 B SI 92 F SI 92 B SI 92 4-2 44 SH1-4 BB	B SI 89 B SL 84 S SI 90 C SI 91 F SI 92 F SI 93 X SI 92 2-2 ③ G6-3			B FF 97 B SI 96 C SI 95 X SI 96 2-1 ① G1-3		S FF 92 B FC 91 B FC 92 S FC 93 S FC 93 2-3 ① K	3	0	0	0	1	1	3
44 Jake Thompson, R (1, 1) OBP: 0.250, SLG: 0.375 31 Michael Mariot, R (6, 1) 41 Jimmy Paredes, S (7, PH) OBP: 0.283, SLG: 0.382 60 Colton Murray, R (7, 1) 62 Patrick Schuster, R (7, 1) 53 Frank Herrmann, L (8, 1)			B SI 90 B SI 90 B SI 91 C SI 90 L SI 90 X SI 90 3-2 ② SH1-4 1-2		F SI 89 B SI 88 X SI 90 1-1 16 G4-3 2B		C SL 88 C SL 87 B SI 95 F SL 87 F SI 97 S SL 88 1-3 ② K		C FC 92 F FC 93 C FF 93 0-3 ② K	1 0 1 0 0 0	0 0 0 0 0 1	1 0 0 0 0 0	0 0 0 0 0 0	0 0 1 0 0 0	0 0 0 0 0 0	0 0 0 0 0 0
Inning Stats	R: 0 E: 0 K: 2 S: 8 H: 1 LOB: 1 BB: 0 P: 11	R: 0 E: 0 K: 2 S: 10 H: 0 LOB: 0 BB: 0 P: 11	R: 0 E: 0 K: 0 S: 13 H: 0 LOB: 1 BB: 1 P: 25	R: 1 E: 0 K: 2 S: 16 H: 3 LOB: 3 BB: 0 P: 23	R: 0 E: 0 K: 1 S: 16 H: 1 LOB: 2 BB: 1 P: 26	R: 0 E: 0 K: 1 S: 8 H: 1 LOB: 0 BB: 0 P: 11	R: 0 E: 0 K: 1 S: 10 H: 0 LOB: 0 BB: 0 P: 15	R: 3 E: 0 K: 1 S: 17 H: 1 LOB: 0 BB: 1 P: 27	R: 0 E: 0 K: 2 S: 12 H: 0 LOB: 1 BB: 1 P: 21	1B: 4 2B: 2 3B: 0 HR: 1 SF: 0 SAC: 1 DP: 1 HBP: 2						

TOP

Philadelphia Phillies @ Washington Nationals
Nationals Park, Washington, DC
Fri Sep 09 2016, 7:06 PM - 10:36 PM EDT
Att. 28,469 - Clear - 92 F

livebaseballscorecards.com

AB	31
R	4
H	7
RBI	4
BB	4
SO	12
LOB	16

PITCHER		IP	WLS	BF	H	R	ER	SO	BB	IBB	HBP	BLK	WP	HR	S	P	ERA	WHIP
57 Tanner Roark, R ERA: 2.85	(1, 1)	6.0		25	6	1	1	8	2	0	1	0	0	0	71	107	1.50	1.333
45 Blake Treinen, R ERA: 2.4	(7, 1)	1.0	H	3	0	0	0	1	0	0	0	0	0	0	10	15	0.00	0.000
32 Koda Glover, R ERA: 4.5	(8, 1)	0.1	B	4	1	3	3	0	1	0	1	0	0	1	9	17	81.00	6.000
23 Marc Rzepczynski, L ERA: 2.51	(8, 1)	0.1		1	0	0	0	0	0	0	0	0	0	0	3	3	0.00	0.000
27 Shawn Kelley, R ERA: 3.06	(8, 1)	0.1		1	0	0	0	1	0	0	0	0	0	0	5	7	0.00	0.000

PITCHER		IP	WLS	BF	H	R	ER	SO	BB	IBB	HBP	BLK	WP	HR	S	P	ERA	WHIP
43 Mark Melancon, R ERA: 1.67	(9, 1)	1.0	W	4	0	0	0	2	1	0	0	0	0	0	12	21	0.00	1.000

WP: 0	PA: 38
PB: 0	
SB: 0	
CS: 0	

BOTTOM

Batter	1	2	3	4	5	6	7	8	9	AB	R	H	RBI	BB	SO	LOB
7 Trea Turner, R (1, 8) OBP: 0.365, SLG: 0.561	B FF 90 C SI 89 F FF 88 B CH 84 X FF 89 2-2 G4-3 ①		B FF 89 F CH 82 B FF 90 S CH 83 X FF 90 2-2 L9 ③		X FF 91 0-0 G4-3 ③		1 SAFE X FF 93 0-0 1-H HR		B CH 86 C FF 93 S FF 93 F SL 87 F FF 93 F SL 86 F SL 87 F CU 81 X FF 92 1-2 HR	5	2	2	3	0	0	2
28 Jayson Werth, R (1, 7) OBP: 0.341, SLG: 0.436	B FF 91 B SI 91 C FF 89 F FF 90 S SL 82 2-3 K ②			B FF 90 B CH 82 F FF 90 S CH 82 F FF 93 F FF 92 X SL 82 2-2 P4 ①		X SL 80 0-0 L4 ①	B CU 82 C FF 95 B FF 95 S CU 82 S CU 83 2-3 K ②			4	0	0	0	0	2	0
20 Daniel Murphy, L (1, 4) OBP: 0.390, SLG: 0.597	C SI 90 F CH 83 F FF 92 X CH 83 0-2 F8 ③			B FF 91 H FF 91 2-0 6 2B HBP		B SI 90 F CH 81 X CH 82 1-1 34 1B 2B	C CU 78 B CU 79 H CU 79 2-1 HBP			2	2	1	0	0	0	0
34 Bryce Harper, L (1, 9) OBP: 0.379, SLG: 0.456		C FF 89 S SL 82 C FF 92 0-3 K ①		C SL 81 F FF 90 B CU 80 F SL 82 1 SAFE 1 SAFE B CH 81 X CH 82 2-2 P4 ②		F FF 88 X SL 81 0-1 2-H 1B	B SI 89 B CU 80 C CH 82 1 SAFE X CH 83 2-1 G3-1 ③			4	0	1	1	0	1	2
6 Anthony Rendon, R (1, 5) OBP: 0.357, SLG: 0.459		B SI 91 X FF 89 1-0 P6 ②		B SL 82 B SI 91 X FF 90 2-0 1-H 2B		B SL 80 D SL 79 B FF 88 B SI 89 4-0 BB		C FF 93 F SL 87 B SL 87 F FF 94 F CU 82 X CU 81 1-2 40 G4-6-3 1B		3	0	2	1	1	0	0
40 Wilson Ramos, R (1, 2) OBP: 0.352, SLG: 0.491		B FF 91 C CH 83 B SI 91 F FF 90 B SL 83 S FF 90 3-3 K ③		S SL 81 D CH 84 F FF 90 B SI 92 B CH 84 S CH 83 3-3 K ③		B SL 80 C FF 93 2 SAFE S SL 82 S SL 83 1-3 K ②		X FF 93 0-0 1-2f G4-6-3 ①②		4	0	0	0	0	3	4
11 Ryan Zimmerman, R (1, 3) OBP: 0.271, SLG: 0.374			B FF 89 X SI 88 1-0 G5-3 ①		B CU 76 B FF 91 C CH 80 C FF 91 B SI 91 X FF 91 3-2 G6-3 ①	D SL 81 B FF 93 X FF 93 2-0 P2 ③		B FF 93 C FF 93 B SL 87 S FF 92 S FF 94 2-3 K ③		4	0	0	0	0	1	2
8 Danny Espinosa, S (1, 6) OBP: 0.319, SLG: 0.389			X FF 89 0-0 57 SH1-4 1B	C SL 81 S SL 81 F SL 80 B FF 92 C CH 82 1-3 K ②			B CU 81 B FF 94 B FF 95 C FF 93 C FF 95 X FF 95 3-2 7 HR 1B		B CU 76 X FF 91 1-0 P5 ①	4	1	2	0	0	1	0
57 Tanner Roark, R (1, 1) OBP: 0.177, SLG: 0.138 45 Blake Treinen, R (7, 1) 9 Ben Revere, L (7, PH) OBP: 0.260, SLG: 0.300 32 Koda Glover, R (8, 1) 23 Marc Rzepczynski, L (8, 1) 27 Shawn Kelley, R (8, 1) 43 Mark Melancon, R (9, 1) 25 Clint Robinson, L (9, PH) OBP: 0.292, SLG: 0.337			1 SAFE X FF 89 0-0 SH1-4 ② 1-2	B SI 89 B FF 91 C SI 88 X FF 89 2-1 1B			L FF 93 F FF 91 B 1 SAFE 1 SAFE F CU 82 1 SAFE S FF 95 1-3 K ①		B CU 77 X FF 92 1-0 F8 ②	1 0 1 0 0 0 0 0 1	0 0 0 0 0 0 0 0 0	1 0 0 0 0 0 0 0 0	0 0 0 0 0 0 0 0 0	0 0 1 0 0 0 0 0 0	0 0 0 0 0 0 0 0 0	0 0 1 0 0 0 0 0 0
Inning Stats	R: 0 E: 0 K: 1 S: 10 H: 0 LOB: 0 BB: 0 P: 14	R: 0 E: 0 K: 2 S: 7 H: 0 LOB: 0 BB: 0 P: 11	R: 0 E: 0 K: 0 S: 6 H: 1 LOB: 1 BB: 0 P: 9	R: 1 E: 0 K: 1 S: 13 H: 1 LOB: 1 BB: 0 P: 24	R: 0 E: 0 K: 1 S: 10 H: 1 LOB: 1 BB: 0 P: 16	R: 1 E: 0 K: 1 S: 9 H: 2 LOB: 2 BB: 1 P: 17	R: 2 E: 0 K: 2 S: 14 H: 2 LOB: 1 BB: 0 P: 24	R: 0 E: 0 K: 1 S: 9 H: 1 LOB: 0 BB: 0 P: 12	R: 1 E: 0 K: 0 S: 10 H: 1 LOB: 0 BB: 0 P: 13	1B: 5 2B: 2 3B: 0 HR: 2 SF: 0 SAC: 1 DP: 1 HBP: 2						

PITCHER		IP	WLS	BF	H	R	ER	SO	BB	IBB	HBP	BLK	WP	HR	S	P	ERA	WHIP
44 Jake Thompson, R ERA: 6.05	(1, 1)	5.1		23	5	2	2	5	1	0	1	0	0	0	51	84	3.38	1.125
31 Michael Mariot, R ERA: 6.59	(6, 1)	0.2		2	0	0	0	1	0	0	0	0	0	0	4	7	0.00	0.000
60 Colton Murray, R ERA: 4.74	(7, 1)	0.2		4	2	2	2	2	0	0	0	0	0	1	11	17	27.00	3.000
62 Patrick Schuster, L ERA: 10.57	(7, 1)	0.1		2	0	0	0	0	0	0	1	0	0	0	3	7	0.00	0.000
53 Frank Herrmann, R ERA: 9.35	(8, 1)	1.2	L	6	2	1	1	1	0	0	0	0	0	1	19	25	5.40	1.200

PITCHER	IP	WLS	BF	H	R	ER	SO	BB	IBB	HBP	BLK	WP	HR	S	P	ERA	WHIP

Philadelphia Phillies @ Washington Nationals

Nationals Park, Washington, DC

Fri Sep 09 2016, 7:06 PM - 10:36 PM EDT

Att. 28,469 - Clear - 92 F

livebaseballscorecards.com

AB	33
R	5
H	9
RBI	5
BB	1
SO	9
LOB	11

WP: 0	PB: 0	SB: 0	CS: 0	PA: 37		

Batter	1	2	3	4	5	6	7	8	9	AB	R	H	RBI	BB	SO	LOB
16 César Hernández, S (1, 4) OBP: 0.356, SLG: 0.394	F FF 93 C CU 77 F FF 95 X CH 88 0-2 4 BB 1B		B CH 85 C FF 96 B SL 89 C CH 86 B FF 97 X FF 96 3-2 37 G3-1 37 S 1B		B FF 91 X FF 95 1-0 ③ G4-3			B SI 90 S SI 90 X CH 85 1-1 ① F7		4	0	2	0	0	0	0
37 Odúbel Herrera, L (1, 8) OBP: 0.355, SLG: 0.402	B CU 75 1 SAFE B CH 86 X FF 94 2-0 ① P5		S FF 94 1 SAFE S FF 94 F FF 96 D CU 73 D CU 72 F FF 95 F FF 95 X FF 95 2-2 ② G3-1 1-3			C CU 75 B FF 93 C FF 95 S SL 88 1-3 ① K2-3		B SI 91 C SI 90 T SL 83 F SI 91 B SI 91 B SL 83 C SL 84 3-3 ② K		4	0	0	0	0	2	2
4 Andrés Blanco, S (1, 5) OBP: 0.332, SLG: 0.434	C CU 78 S FF 94 B SL 88 D SL 88 F FF 95 B FF 95 F CH 86 B FF 96 4-2 1-2 BB		B FF 95 C CU 77 B FF 95 H FF 96 3-1 19 S HBP			F FF 94 F FF 94 B CU 77 B SL 89 X FF 96 2-2 ② F8		B CH 86 B SI 92 C SI 91 X SL 84 2-1 2B		2	0	1	0	1	0	0
19 Tommy Joseph, R (1, 3) OBP: 0.290, SLG: 0.476	C SL 85 S SL 85 X FF 96 0-2 ② F3		C FF 96 S FF 96 B FF 97 B SL 88 F FF 97 F SL 87 B SL 85 F SL 87 S FF 96 3-3 ③ K 1-2			F SL 85 S FF 94 B CH 86 H CU 74 2-2 HBP		B FF 92 S SL 83 X FF 92 1-1 ③ F9		3	0	0	0	0	1	5
29 Cameron Rupp, R (1, 2) OBP: 0.312, SLG: 0.458	C FF 96 S FF 95 D SL 87 B SL 87 X SL 87 2-2 ③ P4			C FF 92 F CH 85 B FF 96 S FF 96 1-3 ① K		S FF 95 B SL 85 S FF 95 D CH 84 C FF 96 2-3 ③ K			B FC 92 F FC 92 B KC 80 B FF 92 S FC 91 X FC 92 3-2 ① G6-3	4	0	0	0	0	2	3
13 Freddy Galvis, S (1, 6) OBP: 0.269, SLG: 0.387		F FF 93 B SL 87 X FF 93 1-1 ① F7		B FF 94 F FF 94 X SL 84 1-1 17 G6-4-3 1B			F FF 95 T FF 95 B CH 86 F FF 96 F SL 88 X FF 96 1-2 ① F8		B KC 79 F FC 91 C KC 80 S FC 91 1-3 ② K	4	0	1	0	0	1	0
17 Peter Bourjos, R (1, 9) OBP: 0.294, SLG: 0.393		F FF 94 B FF 95 S SL 86 S CH 87 1-3 ② K		X SL 84 0-0 ② ③ G6-4-3 1-2f			B FF 94 C SL 86 B FF 95 B FF 94 X FF 95 3-1 1B		X KC 80 0-0 ③ G5-3	4	0	1	0	0	1	1
23 Aaron Altherr, R (1, 7) OBP: 0.304, SLG: 0.319		B SL 83 C FF 95 S SL 85 F FF 96 F FF 95 C FF 95 1-3 ③ K			X FF 94 0-0 ① F9		1 SAFE 1 SAFE S SL 86 B SL 86 B FF 94 F FF 93 1 SAFE F CH 84 F FF 96 2-3 C SL 86 ② K			3	0	0	0	0	2	1
48 Jerad Eickhoff, R (1, 1) OBP: 0.170, SLG: 0.212 25 Cody Asche, L (7, PH) OBP: 0.281, SLG: 0.362 7 Maikel Franco, R (7, PH) OBP: 0.297, SLG: 0.422 57 Luis García, R (7, 1) 62 Patrick Schuster, R (8, 1) 31 Michael Mariot, R (8, 1)			B FF 93 B FF 94 F FF 94 T FF 94 C SL 86 2-3 ① K		B FF 92 X FF 94 1-0 ② L9		1 SAFE S SI 91 D SI 90 B CH 86 B CH 86 X SI 91 3-1 ③ F9			2 0 0 1 0 0 0	0 0 0 0 0 0 0	0 0 0 0 0 0 0	0 0 0 0 0 0 0	0 0 0 0 0 0 0	1 0 0 0 0 0 0	0 0 1 0 0 0 0
Inning Stats	R: 0 E: 0 K: 0 S: 15 H: 1 LOB: 2 BB: 1 P: 23	R: 0 E: 0 K: 2 S: 10 H: 0 LOB: 0 BB: 0 P: 13	R: 0 E: 0 K: 2 S: 19 H: 1 LOB: 2 BB: 0 P: 32	R: 0 E: 0 K: 1 S: 6 H: 1 LOB: 0 BB: 0 P: 8	R: 0 E: 0 K: 0 S: 3 H: 0 LOB: 0 BB: 0 P: 5	R: 0 E: 0 K: 2 S: 11 H: 0 LOB: 1 BB: 0 P: 18	R: 0 E: 0 K: 1 S: 14 H: 1 LOB: 1 BB: 0 P: 23	R: 0 E: 0 K: 1 S: 10 H: 1 LOB: 1 BB: 0 P: 17	R: 0 E: 0 K: 1 S: 7 H: 0 LOB: 0 BB: 0 P: 11	1B: 4 2B: 1 3B: 0 HR: 0 SF: 0 SAC: 0 DP: 1 HBP: 2						

PITCHER		IP	WLS	BF	H	R	ER	SO	BB	IBB	HBP	BLK	WP	HR	S	P	ERA	WHIP
31 Max Scherzer, R ERA: 2.78	(1, 1)	6.2		26	4	0	0	8	1	0	2	0	0	0	76	117	0.00	0.750
23 Marc Rzepczynski, L ERA: 2.45	(7, 1)	1.0		4	1	0	0	1	0	0	0	0	0	0	10	19	0.00	1.000
27 Shawn Kelley, R ERA: 3.04	(8, 1)	0.1	W	1	0	0	0	0	0	0	0	0	0	0	2	3	0.00	0.000
43 Mark Melancon, R ERA: 1.64	(9, 1)	1.0	S	3	0	0	0	1	0	0	0	0	0	0	7	11	0.00	0.000

PITCHER	IP	WLS	BF	H	R	ER	SO	BB	IBB	HBP	BLK	WP	HR	S	P	ERA	WHIP

TOP

Philadelphia Phillies @ Washington Nationals

Nationals Park, Washington, DC

Sat Sep 10 2016, 7:07 PM - 10:11 PM EDT

Att. 36,152 - Partly Cloudy - 88 F

livebaseballscorecards.com

AB	31
R	0
H	5
RBI	0
BB	1
SO	10
LOB	13

BOTTOM

Philadelphia Phillies @ Washington Nationals

Nationals Park, Washington, DC

Sat Sep 10 2016, 7:07 PM - 10:11 PM EDT

Att. 36,152 - Partly Cloudy - 88 F

livebaseballscorecards.com

Batter	1	2	3	4	5	6	7	8	9	AB	R	H	RBI	BB	SO	LOB
7 Trea Turner, R (1, 8) OBP: 0.359, SLG: 0.551	C FF 90 B FF 89 B FF 90 C SL 81 F CU 73 S CU 75 2-3 K ①		X FF 89 0-0 G5-3 ①		C CU 74 B SI 92 X SI 91 1-1 B2-3 ①			B SI 98 B SI 97 S SL 84 S SL 84 B SL 86 X FF 96 3-2 F9 ①		4	0	0	0	0	1	0
9 Ben Revere, L (1, 7) OBP: 0.263, SLG: 0.306	B FF 90 X SI 90 1-0 20 G3 2B		C FF 90 B FF 90 B CU 75 B SL 82 X SI 91 3-1 G5-3 ②		C SI 92 C CU 76 B CU 77 X CU 75 1-2 G3 ②			X FF 98 0-0 20 WP 34 HR 1B		4	1	2	0	0	0	0
20 Daniel Murphy, L (1, 4) OBP: 0.391, SLG: 0.595	X CU 73 0-0 G3 ② 2-3		C FF 91 B SL 82 B FF 91 B SI 91 X SI 91 3-1 1B		X SI 92 0-0 L7 ③			B CU 79 B CH 81 C CU 79 C CU 79 D CU 76 B SI 89 4-2 1-2 34 HR BB		3	1	1	0	1	0	1
34 Bryce Harper, L (1, 9) OBP: 0.378, SLG: 0.461	S CU 75 S CU 74 S CU 76 0-3 K ③		B FF 91 T SL 83 S CU 75 S CU 76 1-3 K ③			C FF 90 B FF 91 B FF 91 S SL 84 B CU 78 S CU 76 3-3 K ①		S CU 78 B CU 78 B SI 87 B SI 87 X CU 78 3-1 1-H 2-H HR		4	1	1	3	0	3	2
6 Anthony Rendon, R (1, 5) OBP: 0.354, SLG: 0.455		X FF 90 0-0 F8 ①		B SL 82 C FF 90 B CU 76 X SL 82 2-1 P6 ①		C SI 92 B SI 92 C CU 75 X SL 82 1-2 F9 ②		C SL 83 F FF 94 B SL 83 F SL 83 S SL 83 1-3 K ②		4	0	0	0	0	1	0
25 Clint Robinson, L (1, 3) OBP: 0.298, SLG: 0.339 23 Marc Rzepczynski, L (7, 1) 27 Shawn Kelley, R (8, 1) 10 Stephen Drew, L (8, PH) OBP: 0.333, SLG: 0.566 43 Mark Melancon, R (9, 1)		B FF 90 B FF 90 C FF 90 F SL 81 B CU 75 B FF 91 4-2 59 1B BB		F FF 90 B FF 90 X CU 75 1-1 8 BB 59 1B 1B		C SL 82 B FF 91 C CU 75 S FF 92 1-3 K ③		C SI 95 S SL 83 F SL 82 S SL 83 0-3 K ③		2 0 0 0 1 0	0 0 0 0 0 0	1 0 0 0 0 0	0 0 0 0 0 0	1 0 0 0 0 0	1 0 0 1 0 0	0 0 0 0 0 0
8 Danny Espinosa, S (1, 6) OBP: 0.319, SLG: 0.388		F SL 82 B CH 81 F SI 90 X CU 75 1-2 F8 ②		B FF 92 B SL 82 F FF 91 B CU 80 B FF 91 4-1 59 1B 1-2 BB			C SL 82 B SL 85 B SI 98 S SL 85 S SI 97 2-3 K ①			2	0	0	0	1	1	1
59 Jose Lobaton, S (1, 2) OBP: 0.317, SLG: 0.364		B SL 80 X SI 91 1-0 1-2 1B		F SI 91 B CU 75 T SL 82 X SI 91 1-2 1-2 2-H 1B			F SL 85 F SI 98 X SL 87 0-2 L7 ②			3	0	2	0	0	0	0
31 Max Scherzer, R (1, 1) OBP: 0.185, SLG: 0.175 11 Ryan Zimmerman, R (7, 3) OBP: 0.271, SLG: 0.373		B CU 74 X FF 90 1-0 F7 ③		S SL 83 X SL 82 0-1 G6-3 ③			B SL 86 F SI 99 F FF 98 B SL 86 X SL 87 2-2 G4-3 ③			2 1	0 0	0 0	0 0	0 0	0 0	4 0
Inning Stats	R: 0 E: 0 K: 2 S: 9 H: 1 LOB: 1 BB: 0 P: 12	R: 0 E: 0 K: 0 S: 8 H: 1 LOB: 2 BB: 1 P: 15	R: 0 E: 0 K: 1 S: 8 H: 1 LOB: 1 BB: 0 P: 15	R: 0 E: 0 K: 0 S: 10 H: 2 LOB: 2 BB: 1 P: 18	R: 0 E: 0 K: 0 S: 6 H: 0 LOB: 0 BB: 0 P: 8	R: 0 E: 0 K: 2 S: 9 H: 0 LOB: 0 BB: 0 P: 14	R: 0 E: 0 K: 1 S: 9 H: 0 LOB: 0 BB: 0 P: 13	R: 3 E: 0 K: 2 S: 16 H: 2 LOB: 0 BB: 1 P: 27		1B: 5 2B: 1 3B: 0 HR: 1 SF: 0 SAC: 0 DP: 0 HBP: 0				WP: 1 PB: 0 SB: 0 CS: 0 PA: 33		

PITCHER		IP	WLS	BF	H	R	ER	SO	BB	IBB	HBP	BLK	WP	HR	S	P	ERA	WHIP
48 Jerad Eickhoff, R ERA: 3.73	(1, 1)	6.0		24	5	0	0	5	2	0	0	0	0	0	50	82	0.00	1.167
57 Luis García, R ERA: 7.2	(7, 1)	1.1	L	5	1	1	1	1	0	0	0	0	0	0	13	20	6.75	0.750
62 Patrick Schuster, L ERA: 12.91	(8, 1)	0.0		2	1	2	2	0	1	0	0	0	1	1	4	11	∞	∞
31 Michael Mariot, R ERA: 6.28	(8, 1)	0.2		2	0	0	0	2	0	0	0	0	0	0	8	9	0.00	0.000

PITCHER	IP	WLS	BF	H	R	ER	SO	BB	IBB	HBP	BLK	WP	HR	S	P	ERA	WHIP

Philadelphia Phillies @ Washington Nationals

Nationals Park, Washington, DC

Sun Sep 11 2016, 1:37 PM - 4:26 PM EDT

Att. 31,805 - Partly Cloudy - 84 F

livebaseballscorecards.com

TOP

Batter	1	2	3	4	5	6	7	8	9	AB	R	H	RBI	BB	SO	LOB
16 César Hernández, S (1, 4) OBP: 0.357, SLG: 0.395	G1-3		1B			G6-3		4 G5-3 24 BB 1B		4	0	2	0	0	0	0
24 Roman Quinn, S (1, 8)	G4-3		F9			F7		1-2 BB		3	0	0	0	1	0	1
4 Andrés Blanco, S (1, 5) OBP: 0.330, SLG: 0.426	BB		K			G5-3		2-3f		3	0	0	0	1	1	3
18 Darin Ruf, R (1, 7) OBP: 0.205, SLG: 0.194	G5-3			19 G5-4-3 1B			K			3	0	1	0	0	1	1
37 Odúbel Herrera, L (9, PH) OBP: 0.354, SLG: 0.402									K	1	0	0	0	0	1	0
19 Tommy Joseph, R (1, 3) OBP: 0.289, SLG: 0.484		E6 23 G5-4-3 34 1B		G5-4-3 1-2f			HR		K	4	1	1	1	0	1	1
34 A.J. Ellis, R (1, 2) OBP: 0.282, SLG: 0.275		1-2 23 G5-4-3 1B		K			L3		1B	3	0	1	0	0	1	0
7 Maikel Franco, R (9, PH) OBP: 0.299, SLG: 0.423										1	0	1	0	0	0	0
15 Emmanuel Burriss, S (9, PR) OBP: 0.196, SLG: 0.190										0	0	0	0	0	0	0
23 Aaron Altherr, R (1, 9) OBP: 0.299, SLG: 0.313		G5-4-3 1-2f 2-3			G5-3		L1		K	3	0	0	0	0	0	2
25 Cody Asche, L (9, PH) OBP: 0.280, SLG: 0.360										1	0	0	0	0	1	1
13 Freddy Galvis, S (1, 6) OBP: 0.270, SLG: 0.393		F7			K			HR		3	1	1	1	0	1	1
39 Adam Morgan, L (1, 1) OBP: 0.103, SLG: 0.138			F8		K			K		2	0	0	0	0	1	0
61 Edubray Ramos, R (7, 1)										0	0	0	0	0	0	0
6 Ryan Howard, L (8, PH) OBP: 0.248, SLG: 0.438										1	0	0	0	0	1	0
30 David Hernandez, R (8, 1)										0	0	0	0	0	0	0
63 Joely Rodríguez, L (8, 1)										0	0	0	0	0	0	0
Inning Stats	R: 0 E: 0 K: 0 S: 7 H: 0 LOB: 1 BB: 1 P: 13	R: 0 E: 1 K: 0 S: 8 H: 1 LOB: 1 BB: 0 P: 14	R: 0 E: 0 K: 1 S: 9 H: 1 LOB: 1 BB: 0 P: 16	R: 0 E: 0 K: 1 S: 6 H: 1 LOB: 0 BB: 0 P: 10	R: 0 E: 0 K: 2 S: 7 H: 0 LOB: 0 BB: 0 P: 8	R: 0 E: 0 K: 0 S: 7 H: 0 LOB: 0 BB: 0 P: 13	R: 1 E: 0 K: 1 S: 10 H: 1 LOB: 0 BB: 0 P: 18	R: 1 E: 0 K: 1 S: 10 H: 2 LOB: 1 BB: 1 P: 16	R: 0 E: 0 K: 3 S: 15 H: 1 LOB: 1 BB: 0 P: 21	1B: 5 2B: 0 3B: 0 HR: 2 SF: 0 SAC: 0 DP: 3 HBP: 0							

	AB	32
	R	2
	H	7
	RBI	2
	BB	2
	SO	9
	LOB	10

WP: 0 PB: 0 SB: 0 CS: 0 PA: 34

PITCHER	IP	WLS	BF	H	R	ER	SO	BB	IBB	HBP	BLK	WP	HR	S	P	ERA	WHIP
47 Gio González, L (1, 1) ERA: 4.27	7.0	W	25	4	1	1	5	1	0	0	0	0	1	54	92	1.29	0.714
32 Koda Glover, R (8, 1) ERA: 5.14	0.0		1	1	1	1	0	0	0	0	0	0	1	1	1	∞	∞
46 Oliver Pérez, L (8, 1) ERA: 5.35	0.1	H	1	0	0	0	1	0	0	0	0	0	0	4	4	0.00	0.000
45 Blake Treinen, R (8, 1) ERA: 2.37	0.2	H	3	1	0	0	0	1	0	0	0	0	0	5	11	0.00	3.000
43 Mark Melancon, R (9, 1) ERA: 1.61	1.0	S	4	1	0	0	3	0	0	0	0	0	0	15	21	0.00	1.000

PITCHER	IP	WLS	BF	H	R	ER	SO	BB	IBB	HBP	BLK	WP	HR	S	P	ERA	WHIP

Batter	1	2	3	4	5	6	7	8	9	AB	R	H	RBI	BB	SO	LOB
7 Trea Turner, R (1, 8) OBP: 0.365, SLG: 0.552	X FF 88 0-0 20 2B 1B		C FF 90 B CH 77 B FF 90 F FF 90 X SL 83 2-2 28 S 1B			S SL 80 B FF 91 X FF 90 1-1 ① G6-3		B SI 94 B SI 94 B FF 94 B FF 93 4-0 28 S BB		3	1	2	0	1	0	0
28 Jayson Werth, R (1, 7) OBP: 0.339, SLG: 0.433	X FF 87 0-0 ① F8		1 SAFE 1 SAFE 1 SAFE C FF 87 B FF 86 B CH 78 D FF 88 C CH 78 S CH 77 3-3 ② K 1-2			C FF 91 X FF 91 0-1 ② F8		B SI 94 X SI 95 1-0 ② G5-3 1-2		4	0	0	0	0	1	3
20 Daniel Murphy, L (1, 4) OBP: 0.390, SLG: 0.594	1 SAFE C FF 88 1 SAFE D CH 83 T FF 87 F FF 90 X FF 89 1-2 34 F9 1-H 2B		D CH 84 C CH 84 C FF 90 X SL 84 1-2 ③ F7			B FF 90 F FF 91 B FF 92 B SL 84 F FF 90 F FF 91 X CH 84 3-2 ③ G4-3		B SL 86 X FF 95 1-0 ③ F8		4	0	1	1	0	0	2
34 Bryce Harper, L (1, 9) OBP: 0.379, SLG: 0.460	B SL 83 C FF 90 S SL 83 F SL 84 B FF 92 X CH 76 2-2 ② F9 2-3			F FF 90 S FF 89 B FF 92 B SL 82 B CH 84 D SL 84 4-2 40 CS BB			B SL 81 B FF 90 B FF 91 C FF 91 B FF 90 4-1 6 2B BB			1	1	0	0	2	0	1
6 Anthony Rendon, R (1, 5) OBP: 0.354, SLG: 0.457	C FF 90 X FF 90 0-1 ③ F9			B FF 89 C FF 87 B CH 75 F FF 89 X FF 87 2-2 ① L9			B FF 94 1 SAFE B FF 93 X FF 94 2-0 40 G1-3 11 PB 1-H 2B			3	1	1	1	0	0	2
40 Wilson Ramos, R (1, 2) OBP: 0.350, SLG: 0.488		B CU 73 S CH 77 B FF 90 F FF 90 B CH 76 X CH 77 3-2 ① G5-3		1 SAFE X FF 90 0-0 ②③ G6-3 1-2			C SL 80 B FF 96 F FF 96 B SL 84 F SL 82 X SL 84 2-2 ① G1-3 2-3			3	0	0	0	0	0	2
11 Ryan Zimmerman, R (1, 3) OBP: 0.269, SLG: 0.370		T FF 90 C FF 90 X CH 78 0-2 ② F7			B CU 75 C CH 77 X FF 91 1-1 ① G6-3		B FF 97 C SL 82 B SL 85 C SL 81 B FF 97 F SL 81 F SL 81 S FF 97 3-3 ② K 3-H			3	0	0	0	0	1	0
8 Danny Espinosa, S (1, 6) OBP: 0.317, SLG: 0.385		C CU 74 S SL 84 F FF 91 S SL 83 0-3 ③ K			F SL 83 B FF 92 B SL 82 X FF 92 2-1 ② G6-3		B SL 83 B SL 80 F FF 96 B SL 83 C SL 82 F SL 83 X FF 96 3-2 ③ HBP2-3			2	0	0	0	0	1	0
47 Gio González, R (1, 1) OBP: 0.143, SLG: 0.149 32 Koda Glover, R (8, 1) 46 Oliver Pérez, L (8, 1) OBP: 0.667, SLG: 1.000 45 Blake Treinen, R (8, 1) 10 Stephen Drew, L (8, PH) OBP: 0.331, SLG: 0.561 43 Mark Melancon, R (9, 1)			B FF 88 B FF 89 C FF 88 F FF 88 F FF 90 B CH 76 X FF 86 3-2 ① F8		X FF 91 0-0 ③ G1-3			B CU 79 C SI 94 B SI 94 F SI 94 F CU 81 X FF 94 2-2 ① G4-3		2 0 0 0 0 1 0	0 0 0 0 0 0 0	0 0 0 0 0 0 0	0 0 0 0 0 0 0	0 0 0 0 0 0 0	0 0 0 0 0 0 0	0 0 0 0 0 0 0
Inning Stats	R: 1 E: 0 K: 0 S: 12 H: 2 LOB: 1 BB: 0 P: 15	R: 0 E: 0 K: 1 S: 10 H: 0 LOB: 0 BB: 0 P: 13	R: 0 E: 0 K: 1 S: 13 H: 1 LOB: 1 BB: 0 P: 22	R: 0 E: 0 K: 0 S: 6 H: 0 LOB: 0 BB: 1 P: 12	R: 0 E: 0 K: 0 S: 5 H: 0 LOB: 0 BB: 0 P: 8	R: 0 E: 0 K: 0 S: 8 H: 0 LOB: 0 BB: 0 P: 12	R: 2 E: 0 K: 1 S: 15 H: 1 LOB: 0 BB: 1 P: 29	R: 0 E: 0 K: 0 S: 6 H: 0 LOB: 1 BB: 1 P: 14		1B: 2 2B: 2 3B: 0 HR: 0 SF: 0 SAC: 0 DP: 0 HBP: 0						

PITCHER	IP	WLS	BF	H	R	ER	SO	BB	IBB	HBP	BLK	WP	HR	S	P	ERA	WHIP
39 Adam Morgan, L (1, 1) ERA: 5.73	6.0	L	22	3	2	2	2	2	0	0	0	0	0	55	87	3.00	0.833
61 Edubray Ramos, R (7, 1) ERA: 3.48	1.0		4	1	1	0	1	0	0	0	0	0	0	14	24	0.00	1.000
30 David Hernandez, R (8, 1) ERA: 4.04	0.2		3	0	0	0	0	1	0	0	0	0	0	5	12	0.00	1.500
63 Joely Rodríguez, L (8, 1) ERA:	0.1		1	0	0	0	0	0	0	0	0	0	0	1	2	0.00	0.000

PITCHER	IP	WLS	BF	H	R	ER	SO	BB	IBB	HBP	BLK	WP	HR	S	P	ERA	WHIP

BOTTOM

Philadelphia Phillies @ Washington Nationals

Nationals Park, Washington, DC

Sun Sep 11 2016, 1:37 PM - 4:26 PM EDT

Att. 31,805 - Partly Cloudy - 84 F

livebaseballscorecards.com

AB	26
R	3
H	4
RBI	2
BB	3
SO	3
LOB	10

WP: 0 PA: 30
PB: 1
SB: 2
CS: 1

New York Mets @ Washington Nationals

Nationals Park, Washington, DC

Mon Sep 12 2016, 7:09 PM - 10:16 PM EDT

Att. 22,832 - Clear - 82 F

TOP

livebaseballscorecards.com

Batter	1	2	3	4	5	6	7	8	9	AB	R	H	RBI	BB	SO	LOB
7 José Reyes, S (1, 5) OBP: 0.338, SLG: 0.467	B FF 93 C FC 91 F FF 89 X FS 82 1-2 13 G4-3 52 SF8 2B		B FF 90 C FF 91 B CU 75 B FF 91 C FC 92 B FC 93 4-2 52 G6-3 BB		X CH 87 0-0 1-2 1B		X FF 97 0-0 ② F8		B FF 97 X FF 97 1-0 ③ L6	3	1	2	0	1	0	0
9 Brandon Nimmo, L (7, 8) OBP: 0.284, SLG: 0.274										1	0	0	0	0	0	0
13 Asdrúbal Cabrera, S (1, 6) OBP: 0.326, SLG: 0.463	F FF 92 X SL 86 0-1 ① G4-3 2-3		X FF 90 0-0 ① F7		C SI 94 C CU 77 F CU 79 B SI 94 X FF 94 1-2 ② F8		B FF 98 B FF 98 B FF 96 C FF 96 B FF 97 4-1 30 BB BB			3	0	0	0	0	0	4
15 Matt Reynolds, R (6, 6) OBP: 0.271, SLG: 0.432										0	0	0	0	1	0	0
52 Yoenis Cespedes, R (1, 7) OBP: 0.361, SLG: 0.566	B SL 87 T FF 91 X SL 88 1-1 ② SF8 3-H		F FC 93 S SL 87 1 SAFE X FF 94 0-2 ② G6-3 1-2		C SI 94 B SI 94 B SI 78 B SI 93 X SI 94 3-1 ③ F9		B FF 96 D CH 86 B FF 96 B FF 96 4-0 1-2 BB			2	0	0	1	0	0	3
30 Michael Conforto, L (6, 7) OBP: 0.304, SLG: 0.409										0	0	0	0	1	0	0
3 Curtis Granderson, L (1, 8) OBP: 0.316, SLG: 0.442	B FF 92 X FF 92 1-0 ③ F9		C CU 75 C SI 93 B SI 93 S FS 80 1-3 ③ K2-3			C SI 87 S SL 80 F SL 78 C SI 90 0-3 ① K	C CU 76 F FF 97 F CU 78 B FF 98 X CU 79 1-2 ③ P5			4	0	0	0	0	2	3
35 Logan Verrett, R (7, 1) OBP: 0.053, SLG: 0.105										0	0	0	0	0	0	0
66 Josh Edgin, R (8, 1)										0	0	0	0	0	0	0
55 Kelly Johnson, L (1, 4) OBP: 0.306, SLG: 0.397		B SI 89 C CH 81 C FF 90 F FF 91 F SL 86 B FS 82 C FC 93 2-3 ① K	F CH 82 F FF 92 B FS 82 B FC 88 B CH 84 X CH 84 3-2 ① F9		B SL 79 B SL 77 C SI 89 C SI 88 X SI 88 2-2 ② G4-3		C CU 75 F CH 83 B FF 95 B CU 77 F FF 98 X CH 86 2-2 ① G3		4	0	0	0	0	1	0
19 Jay Bruce, L (1, 9) OBP: 0.305, SLG: 0.502		S FF 93 B FF 90 B FF 88 T CH 82 B FC 94 B FF 93 4-2 18 1B BB	X FC 89 0-0 ② P5		C SL 80 B SI 88 X SI 87 1-1 18 1B 1B		B FF 98 S CH 86 B FF 98 T FF 98 B CU 80 X CH 88 3-2 ② F8			3	0	1	0	1	0	0
18 Travis d'Arnaud, R (1, 2) OBP: 0.309, SLG: 0.332	D FC 93 C FC 88 X FF 91 1-1 1-2 1B		B FF 93 C SL 87 B SL 85 F FF 87 S FS 81 2-3 ③ K		C SI 87 X CH 81 0-1 1-2 1B		F FF 98 B FF 99 X FF 98 1-1 ③ G1-3			4	0	2	0	0	1	0
28 James Loney, L (1, 3) OBP: 0.304, SLG: 0.381	C FF 92 X FF 93 0-1 ② F7		C FF 90 B FC 87 X FF 89 1-1 ① G6-3		C SI 88 X SI 87 0-1 ③ F7				C FF 93 B CU 74 F FF 95 B CU 77 X FF 97 2-2 ① G5-3	4	0	0	0	0	0	4
50 Rafael Montero, R (1, 1) 63 Gabriel Ynoa, R (2, 1) 51 Jim Henderson, L (4, 1) 16 Alejandro De Aza, L (5, PH) OBP: 0.294, SLG: 0.329 36 Sean Gilmartin, L (5, 1) 56 Ty Kelly, S (7, PH) OBP: 0.328, SLG: 0.346 (7, 5)	C FC 93 F FF 94 F FF 90 C SL 87 0-3 ③ K		B FC 87 B SL 86 B SI 89 C FF 88 B FF 90 4-1 7 1B BB				C FF 97 S CU 78 B FF 98 X CU 78 1-2 ① G1-3		F FF 96 X FF 98 0-1 ② G6-3	1 0 0 0 0 2	0 0 0 0 0 0	0 0 0 0 0 0	0 0 0 0 1 0	0 0 0 0 0 0	1 0 0 0 0 0	2 0 0 0 0 0
Inning Stats	R: 1 E: 0 K: 0 S: 8 H: 1 LOB: 0 BB: 0 P: 11	R: 0 E: 0 K: 2 S: 15 H: 1 LOB: 2 BB: 1 P: 22	R: 0 E: 0 K: 1 S: 9 H: 0 LOB: 1 BB: 1 P: 14	R: 0 E: 0 K: 1 S: 7 H: 0 LOB: 0 BB: 0 P: 12	R: 0 E: 0 K: 0 S: 10 H: 1 LOB: 2 BB: 1 P: 19	R: 0 E: 0 K: 1 S: 13 H: 2 LOB: 2 BB: 0 P: 16	R: 0 E: 0 K: 0 S: 9 H: 0 LOB: 2 BB: 2 P: 19	R: 0 E: 0 K: 0 S: 9 H: 0 LOB: 0 BB: 0 P: 15	R: 0 E: 0 K: 0 S: 6 H: 0 LOB: 0 BB: 0 P: 9	1B: 4 2B: 1 3B: 0 HR: 0 SF: 1 SAC: 0 DP: 0 HBP: 0						

	AB	31
	R	1
	H	5
	RBI	1
	BB	5
	SO	5
	LOB	16

WP: 0 PA: 37
PB: 0
SB: 0
CS: 0

PITCHER		IP	WLS	BF	H	R	ER	SO	BB	IBB	HBP	BLK	WP	HR	S	P	ERA	WHIP
38 Mat Latos, R ERA: 4.57	(1, 1)	4.1		19	3	1	1	4	3	0	0	0	0	0	43	68	2.08	1.385
26 Trevor Gott, R ERA: 3.86	(5, 1)	0.2		2	0	0	0	0	0	0	0	0	0	0	6	10	0.00	0.000
17 Sean Burnett, L ERA:	(6, 1)	1.0		5	2	0	0	1	0	0	0	0	0	0	13	16	0.00	2.000
49 Reynaldo López, R ERA: 5.01	(7, 1)	3.0	W	11	0	0	0	0	2	0	0	0	0	0	24	43	0.00	0.667

PITCHER	IP	WLS	BF	H	R	ER	SO	BB	IBB	HBP	BLK	WP	HR	S	P	ERA	WHIP

BOTTOM

New York Mets @ Washington Nationals

Nationals Park, Washington, DC

Mon Sep 12 2016, 7:09 PM - 10:16 PM EDT

Att. 22,832 - Clear - 82 F

livebaseballscorecards.com

Batter	1	2	3	4	5	6	7	8	9	AB	R	H	RBI	BB	SO	LOB
7 Trea Turner, R (1, 8) OBP: 0.366, SLG: 0.549	C FF 91 F SI 91 B FF 91 B CH 85 X CH 85 2-2 20 1B 28 S 34 BB 1B	X CH 85 0-0 ① L5	B CU 79 C SI 94 X SI 94 1-1 ③ F9		X FF 88 0-0 ① F9			B CU 74 F SI 87 S CH 84 B SI 85 B SL 84 F SI 86 X SL 84 3-2 28 G6-4-3 1B		5	1	2	0	0	0	0
28 Jayson Werth, R (1, 7) OBP: 0.339, SLG: 0.431 48 Brian Goodwin, L (9, 7) OBP: 0.333, SLG: 0.435	1 SAFE 1 SAFE B FF 92 B FF 93 B SI 92 C FF 93 D CH 87 4-1 34 BB 20 1B 40 BB 1-2 BB	B CH 86 C FF 93 X CH 85 1-1 ② F7		B FF 93 C SI 93 F SL 82 F SL 87 X CU 80 1-2 34 S 40 1B 1B	B SI 87 F CH 79 B CH 81 B CH 79 F SI 87 X CH 79 3-2 ② L7			B SI 90 C FF 91 X SI 90 1-1 ①② G6-4-3 1-2f		4 0	2 0	1 0	0 0	1 0	0 0	1 0
20 Daniel Murphy, L (1, 4) OBP: 0.391, SLG: 0.598 1 Wilmer Difo, S (8, PR) OBP: 0.325, SLG: 0.324 (9, 4)	C FF 93 X SI 93 0-1 40 BB 34 BB 1-2 2-3 1B	B SI 92 C CH 85 F CH 85 B FF 93 F SL 82 X SI 94 2-2 6 HR 2B		C SI 93 B FF 92 X SI 93 1-1 ① F7	F FF 88 X SL 79 0-1 ③ G1-3			B SI 85 B SI 90 F SL 84 X CH 85 2-1 2B		5 0	1 0	3 0	0 0	0 0	0 0	1 0
34 Bryce Harper, L (1, 9) OBP: 0.381, SLG: 0.458 3 Michael Taylor, R (9, 9) OBP: 0.269, SLG: 0.365	B FF 94 B SL 85 B FF 94 C FF 94 F SL 84 B SI 94 4-2 40 BB 1-2 2-3 3-H BB	I IN 76 I IN 76 I IN 78 I IN 73 4-0 6 HR IBB		B CH 86 B FF 93 C CH 85 1 SAFE F SL 84 B SI 93 D CU 81 4-2 40 1B 11 1B 1-2 BB		C CU 67 S SL 77 S SL 78 0-3 ① K		B CU 80 C SL 89 S CU 80 B CU 80 S CU 79 2-3 ③ K		2 0	2 0	0 0	1 0	3 0	2 0	1 0
6 Anthony Rendon, R (1, 5) OBP: 0.353, SLG: 0.461	S SL 84 F SI 93 D SL 84 S SI 93 1-3 ① K	D SL 82 B CH 85 X FF 93 2-0 1-H 2-H HR		C SL 84 X SL 85 0-1 ② F8		C CU 69 X FF 88 0-1 ② P3				4	1	1	3	0	1	5
40 Wilson Ramos, R (1, 2) OBP: 0.353, SLG: 0.488	D SI 93 B SI 93 S CH 86 F SI 93 B SI 93 B CH 86 4-2 1-2 2-3 3-H BB	B SI 94 B CH 86 F SI 93 B FF 95 F SI 92 B SI 94 4-2 11 FC5-4 BB		C SI 93 D SI 93 C SL 85 F SI 94 X SI 94 1-2 8 HBP 11 1B 1-3 2-H 1B		X FF 87 0-0 ③ G5-3				2	0	1	2	2	0	0
11 Ryan Zimmerman, R (1, 3) OBP: 0.269, SLG: 0.368	F FF 93 B SL 84 B FF 94 F FF 94 S SL 85 2-3 ② K	B FF 93 X SL 85 1-0 ③ FC5-4 1-2f		C SL 86 X SL 87 0-1 8 HBP 1-2 3-H 1B			C FF 88 B SL 84 F SL 84 B FF 88 S SL 84 2-3 ① K			4	0	1	1	0	2	4
8 Danny Espinosa, S (1, 6) OBP: 0.317, SLG: 0.383	S SL 85 D SL 86 S SL 85 X SI 93 1-2 ③ F7		B CU 80 B SL 85 B SI 94 C FF 93 X FF 93 3-1 ① G3-1	H FF 93 1-0 1-2 2-3 HBP			B SL 84 F SL 82 F SL 82 C FF 90 1-3 ② K			3	0	0	0	0	1	3
38 Mat Latos, R (1, 1) OBP: 0.200, SLG: 0.800 26 Trevor Gott, R (5, 1) 17 Sean Burnett, L (6, 1) 49 Reynaldo López, R (7, 1) OBP: 0.111, SLG: 0.111		B SL 83 B FF 93 C FF 92 C FF 93 B SI 93 X FF 92 3-2 HR	B FF 94 S SL 83 C SL 84 F SL 85 S SL 85 1-3 ② K	F FF 90 T FF 94 X FF 92 0-2 ③ F9			C FF 90 S SL 84 S SL 85 0-3 ③ K			3 0 0 1	1 0 0 0	1 0 0 0	1 0 0 0	0 0 0 1	1 0 0 0	3 0 0 0
Inning Stats	R: 2 E: 0 K: 2 S: 19 H: 2 LOB: 3 BB: 3 P: 37	R: 4 E: 0 K: 0 S: 14 H: 3 LOB: 1 BB: 2 P: 31	R: 0 E: 0 K: 1 S: 8 H: 0 LOB: 0 BB: 0 P: 13	R: 2 E: 0 K: 0 S: 19 H: 3 LOB: 3 BB: 1 P: 27	R: 0 E: 0 K: 0 S: 6 H: 0 LOB: 0 BB: 0 P: 9	R: 0 E: 0 K: 1 S: 6 H: 0 LOB: 0 BB: 0 P: 6	R: 0 E: 0 K: 3 S: 9 H: 0 LOB: 0 BB: 0 P: 12	R: 0 E: 0 K: 1 S: 11 H: 2 LOB: 1 BB: 0 P: 19		1B: 6 2B: 2 3B: 0 HR: 2	SF: 0 SAC: 0 DP: 1 HBP: 1		WP: 0 PB: 0 SB: 2 CS: 0	PA: 40	

	AB	33
	R	8
	H	10
	RBI	8
	BB	6
	SO	8
	LOB	18

PITCHER		IP	WLS	BF	H	R	ER	SO	BB	IBB	HBP	BLK	WP	HR	S	P	ERA	WHIP
50 Rafael Montero, R ERA: 8.1	(1, 1)	1.2	L	14	5	6	6	2	3	1	0	0	0	2	30	60	32.40	4.800
63 Gabriel Ynoa, R ERA: 15.19	(2, 1)	2.0		11	3	2	2	1	2	0	0	0	0	0	27	44	9.00	2.500
51 Jim Henderson, R ERA: 4.7	(4, 1)	0.1		2	0	0	0	0	0	0	1	0	0	0	3	4	0.00	0.000
36 Sean Gilmartin, L ERA: 5.4	(5, 1)	2.0		6	0	0	0	1	0	0	0	0	0	0	12	15	0.00	0.000
35 Logan Verrett, R ERA: 5.28	(7, 1)	1.2		6	2	0	0	3	0	0	0	0	0	0	17	26	0.00	1.200

PITCHER		IP	WLS	BF	H	R	ER	SO	BB	IBB	HBP	BLK	WP	HR	S	P	ERA	WHIP
66 Josh Edgin, L ERA: 7.2	(8, 1)	0.1		1	0	0	0	1	0	0	0	0	0	0	3	5	0.00	0.000

New York Mets @ Washington Nationals

Nationals Park, Washington, DC

Tue Sep 13 2016, 7:08 PM - 10:29 PM EDT

Att. 25,796 - Clear - 86 F

TOP

livebaseballscorecards.com

Batter	1	2	3	4	5	6	7	8	9	10	AB	R	H	RBI	BB	SO	LOB
7 José Reyes, S (1, 5) OBP: 0.330, SLG: 0.455	B SI 90 C SI 90 F SI 90 F SI 89 S SL 82 1-3 K ①	B CU 74 C FF 90 F SI 90 D SL 82 D SL 82 S CU 74 3-3 K ③		X SL 82 0-0 F8 ②		L SI 96 X SL 92 0-1 F9 ①		C FF 92 X FF 93 0-1 G6-3 ③			5	0	0	0	0	2	4
13 Asdrúbal Cabrera, S (1, 6) OBP: 0.327, SLG: 0.466	S SI 91 C CU 76 B SI 92 X SL 82 1-2 3 S 2B		B CU 75 X CH 83 1-0 19 S 54 1B 2B	X FF 92 0-0 G3 ③		C SL 90 X SI 96 0-1 L9 ②			T SI 94 B SI 95 F SI 94 X SI 95 1-2 G3 ①		5	1	2	0	0	0	2
52 Yoenis Cespedes, R (1, 7) OBP: 0.359, SLG: 0.561	C FF 90 S SL 81 S SL 83 0-3 K ②		C SL 82 B SL 82 F FF 89 B SL 83 B SL 82 S FF 92 3-3 K ①		F FF 92 C SL 82 B FF 92 F SL 83 X SL 81 1-2 3 3B 1B	B SL 92 B SI 96 X SL 92 2-0 FC6-4 ③ 1-2f			B SL 95 X FF 95 1-0 P3 ②		5	1	1	0	0	2	3
3 Curtis Granderson, L (1, 8) OBP: 0.317, SLG: 0.445 27 Jeurys Familia, R (9, 1) 59 Fernando Salas, R (10, 1) 39 Jerry Blevins, L (10, 1)	C CU 76 B SI 91 B SL 81 F CH 85 F SI 91 B SL 83 B SL 83 4-2 2-3 BB		C SI 91 B SL 82 S SL 81 C SI 91 1-3 K ②		B SI 90 D SL 81 B CH 84 X FF 92 3-0 1-H 54 SF8 3B		C CU 79 X SL 90 0-1 G3 ①		B SL 81 B SI 90 C SI 91 X SL 82 2-1 G1-3 ③		4 0 0 0	1 0 0 0	1 0 0 0	1 0 0 0	1 0 0 0	1 0 0 0	1 0 0 0
19 Jay Bruce, L (1, 9) OBP: 0.304, SLG: 0.498	C SL 82 B FF 90 D CH 84 X SI 91 2-1 L8 ③		B CU 74 S SL 82 B SL 82 F SL 81 F SI 91 B FF 92 B SL 84 4-2 54 1B 2-3 BB		X FF 89 0-0 F7 ①		B SI 95 C SL 90 S SL 91 X CU 80 1-2 F7 ②			C KC 79 S KC 81 X FC 92 0-2 G6-3 ①	4	0	0	0	1	0	3
54 T.J. Rivera, R (1, 4) OBP: 0.319, SLG: 0.444		B FF 90 F SI 90 B SL 80 X SI 89 2-1 G6-3 ①	S SL 83 X SL 81 0-1 1-2 3-H 1B		B SI 90 F FF 90 D SL 82 X SI 90 2-1 SF8 ② 3-H		B SI 96 X SI 96 1-0 1B			F FF 92 F FF 93 X FC 90 0-2 HR	4	1	3	3	0	0	0
28 James Loney, L (1, 3) OBP: 0.306, SLG: 0.381		B SI 90 C CH 83 F SI 90 F SI 91 X CU 75 1-2 G3 ②	X FF 90 0-0 F9 ③		C SI 92 C CU 75 X SI 91 0-2 1B		X SL 92 0-0 G6-3 ③			B KC 80 C KC 80 B FC 91 X FC 91 2-1 44 L3 1B	5	0	2	0	0	0	3
44 René Rivera, R (1, 2) OBP: 0.298, SLG: 0.353		X SI 91 0-0 34 1B 1B		X SI 90 0-0 1B	S SL 82 F SL 81 F SL 81 D SL 82 D CU 74 F FF 92 X FF 92 2-2 G4-3 ③			X SL 82 0-0 P6 ①		C FC 91 X FC 90 0-1 L3 ② ③ 1-1	5	0	2	0	0	0	2
34 Noah Syndergaard, L (1, 1) OBP: 0.262, SLG: 0.389 55 Kelly Johnson, L (8, PH) OBP: 0.305, SLG: 0.396 43 Addison Reed, L (8, 1) 16 Alejandro De Aza, L (9, 8) OBP: 0.294, SLG: 0.329		B SI 90 X SI 90 1-0 1-2 1B	B SI 89 L SI 89 T FF 89 F SL 81 B SI 90 S SL 80 2-3 K ①			C SL 92 B SI 97 F SL 91 B SI 98 B SL 93 B SI 97 4-2 52 FC6-4 BB		B SL 82 C SL 81 B FF 92 F SL 81 F SL 83 F SL 83 S SL 84 2-3 K ②		2 1 0 0	0 0 0 0	1 0 0 0	0 0 0 0	1 1 0 0	1 0 0 0	1 0 0 0
Inning Stats	R: 0 E: 0 K: 2 S: 15 H: 1 LOB: 2 BB: 1 P: 23	R: 0 E: 0 K: 1 S: 11 H: 2 LOB: 2 BB: 0 P: 18	R: 1 E: 0 K: 2 S: 13 H: 2 LOB: 2 BB: 1 P: 22	R: 0 E: 0 K: 1 S: 7 H: 1 LOB: 1 BB: 0 P: 9	R: 2 E: 0 K: 0 S: 16 H: 3 LOB: 1 BB: 0 P: 24	R: 0 E: 0 K: 0 S: 7 H: 0 LOB: 1 BB: 1 P: 13	R: 0 E: 0 K: 0 S: 7 H: 1 LOB: 1 BB: 0 P: 9	R: 0 E: 0 K: 1 S: 8 H: 0 LOB: 0 BB: 0 P: 10	R: 0 E: 0 K: 0 S: 6 H: 0 LOB: 0 BB: 0 P: 10	R: 1 E: 0 K: 0 S: 10 H: 2 LOB: 0 BB: 0 P: 12	1B: 8 2B: 3 3B: 1 HR: 1	SF: 1 SAC: 0 DP: 1 HBP: 0					

	AB	40
	R	4
	H	12
	RBI	4
	BB	3
	SO	7
	LOB	19

WP: 0 PB: 0 SB: 2 CS: 0 PA: 44

PITCHER	IP	WLS	BF	H	R	ER	SO	BB	IBB	HBP	BLK	WP	HR	S	P	ERA	WHIP
22 A.J. Cole, R (1, 1) ERA: 4.71	5.0		26	9	3	3	6	2	0	0	0	0	0	62	96	5.40	2.200
32 Koda Glover, R (6, 1) ERA: 4.5	2.0		8	1	0	0	0	1	0	0	0	0	0	14	22	0.00	1.000
27 Shawn Kelley, R (8, 1) ERA: 2.98	1.0		3	0	0	0	1	0	0	0	0	0	0	8	10	0.00	0.000
26 Trevor Gott, R (9, 1) ERA: 3.0	0.2		2	0	0	0	0	0	0	0	0	0	0	4	6	0.00	0.000
23 Marc Rzepczynski, L (9, 1) ERA: 2.44	0.1		1	0	0	0	0	0	0	0	0	0	0	2	4	0.00	0.000

PITCHER	IP	WLS	BF	H	R	ER	SO	BB	IBB	HBP	BLK	WP	HR	S	P	ERA	WHIP
43 Mark Melancon, R (10, 1) ERA: 1.73	1.0	L	4	2	1	1	0	0	0	0	0	0	1	10	12	9.00	2.000

Batter	1	2	3	4	5	6	7	8	9	10	AB	R	H	RBI	BB	SO	LOB
7 Trea Turner, R (1, 8) OBP: 0.359, SLG: 0.538	B SI 97 B SI 97 F FF 98 B CH 91 F SI 98 F SI 99 X SI 99 3-2 G6-3 ①		C CU 83 F CH 89 X SI 97 0-2 G5-3 ②		B SI 97 S FF 98 S CH 90 D CH 89 S CU 82 2-3 K ③			C FF 92 C FF 93 B FF 93 F FF 92 B SL 88 B FF 93 T FF 93 3-2 K ②		X CH 86 0-0 P6 ②	5	0	0	0	0	2	1
28 Jayson Werth, R (1, 7) OBP: 0.338, SLG: 0.429	B FF 98 B FF 98 C FF 99 C FF 98 C SL 94 2-3 K ②		B SL 92 C SI 97 X SL 91 1-1 G2-3 ③			C FF 96 B CU 81 B SI 97 C SI 97 C FF 98 2-3 K ①		C FF 91 C FF 94 T FF 94 0-2 K ③		B FF 93 S KC 85 C FF 93 B FF 91 X KC 83 2-2 1B	5	0	1	0	0	3	0
20 Daniel Murphy, L (1, 4) OBP: 0.392, SLG: 0.598	B SI 98 S SL 94 X FF 99 1-1 G4-3 ③			C CU 81 B SI 97 X SL 90 1-1 L7 ①		F FF 97 X SI 99 0-1 2B			C SI 98 B SL 88 F SI 96 B SI 96 F FF 98 F SL 89 X SI 97 2-2 34 E 6 1B 1B	C CU 70 S CU 71 B SI 90 D CU 72 B SI 91 S CU 72 3-3 K ③	5	1	2	0	0	1	1
34 Bryce Harper, L (1, 9) OBP: 0.380, SLG: 0.455		B SI 96 B SI 97 B SL 92 C FF 96 F SI 98 B FF 99 4-2 6 S 40 2B BB		B SI 98 B SI 98 X CH 89 2-0 G1-3 ②		C CH 89 C SI 97 B SI 98 S SL 91 1-3 K ②			C SI 97 1 SAFE S SI 98 B SL 87 X SI 97 1-2 E5 6 1B 40 1B 1-3		3	2	0	0	1	1	2
6 Anthony Rendon, R (1, 5) OBP: 0.354, SLG: 0.461		C SI 97 S SL 90 S SL 90 0-3 K ① 1-2		B SI 99 B CU 84 C SI 98 X SI 98 2-1 1B		C SL 90 F FF 98 X FF 98 0-2 F7 ③			B SL 86 B SL 88 C SI 96 X SL 88 2-1 40 1B 1B 2-3 3-H		4	0	2	1	0	1	2
40 Wilson Ramos, R (1, 2) OBP: 0.355, SLG: 0.490 1 Wilmer Difo, S (9, PR) OBP: 0.325, SLG: 0.324 (10, 6)		B SI 97 X FF 98 1-0 11 G4-3 2-H 2B		X SI 97 0-0 F8 ③			C FF 96 S CH 88 X SI 96 0-2 G6-3 ①		B SI 98 X SI 96 1-0 25 L4-6-3 1-2 3-H 1B		4 0	0 0	2 0	2 0	0 0	0 0	1 0
11 Ryan Zimmerman, R (1, 3) OBP: 0.268, SLG: 0.370		D SL 93 X SI 98 1-0 G4-3 ② 2-3			B FF 96 F SI 97 B SI 97 F SL 91 B SI 98 F SL 91 X SL 90 3-2 2B		C CU 84 S CU 83 S CU 83 0-3 K ②		L SL 86 C SI 96 B SI 97 X SI 97 1-2 L3 ①		4	0	1	0	0	1	3
8 Danny Espinosa, S (1, 6) OBP: 0.315, SLG: 0.380 25 Clint Robinson, L (9, PH) OBP: 0.296, SLG: 0.337 59 Jose Lobaton, S (10, 2) OBP: 0.317, SLG: 0.364		C SL 93 F SL 91 F SI 100 S SI 99 0-3 K ③		F FF 98 F FF 99 S SL 91 0-3 K ①		C SL 92 S SL 87 B SL 91 F SL 90 X FF 97 1-2 P2 ③		D SL 88 C SI 96 S SI 96 F SI 97 F SI 96 F SI 97 X SL 87 1-2 ② ③ L4-6-3 1-1		3 1 0	0 0 0	0 0 0	0 0 0	0 0 0	2 0 0	2 2 0
22 A.J. Cole, R (1, 1) 10 Stephen Drew, L (5, PH) Did not play - illness 32 Koda Glover, R (8, 1) 27 Shawn Kelley, R (8, 1) 9 Ben Revere, L (8, PH) OBP: 0.304, SLG: 0.338 26 Trevor Gott, R (9, 1) 23 Marc Rzepczynski, L (9, 1) 43 Mark Melancon, R (10, 1) 14 Chris Heisey, R (10, PH) OBP: 0.267, SLG: 0.441			B FF 96 F FF 96 C SL 89 S SL 89 1-3 K ①	C SL 89 S SL 92 B SI 98 D SL 90 F FF 99 C CH 90 2-3 K ②			C FF 92 X FF 93 0-1 L8 ①		C FF 90 S FF 91 B KC 84 C FF 91 1-3 K ①	1 1 0 0 0 1 0 0 1	0 0 0 0 0 0 0 0 0	0 0 0 0 0 0 0 0 0	0 0 0 0 0 0 0 0 0	0 1 0 0 0 0 0 0 0	1 1 0 0 0 0 0 0 0	0 1 0 0 0 0 0 0 0
Inning Stats	R: 0 E: 0 K: 1 S: 9 H: 0 LOB: 0 BB: 0 P: 15	R: 1 E: 0 K: 2 S: 11 H: 1 LOB: 1 BB: 1 P: 17	R: 0 E: 0 K: 1 S: 8 H: 0 LOB: 0 BB: 0 P: 10	R: 0 E: 0 K: 0 S: 6 H: 1 LOB: 1 BB: 0 P: 11	R: 0 E: 0 K: 3 S: 14 H: 1 LOB: 1 BB: 0 P: 21	R: 0 E: 0 K: 2 S: 11 H: 1 LOB: 1 BB: 0 P: 14	R: 0 E: 0 K: 1 S: 10 H: 0 LOB: 0 BB: 0 P: 11	R: 0 E: 0 K: 2 S: 9 H: 0 LOB: 0 BB: 0 P: 12	R: 2 E: 1 K: 0 S: 20 H: 3 LOB: 2 BB: 0 P: 28	R: 0 E: 0 K: 2 S: 10 H: 1 LOB: 1 BB: 0 P: 16	1B: 5 2B: 4 3B: 0 HR: 0 SF: 0 SAC: 0 DP: 1 HBP: 0						WP: 0 PB: 0 SB: 1 CS: 0 PA: 39

PITCHER		IP	WLS	BF	H	R	ER	SO	BB	IBB	HBP	BLK	WP	HR	S	P	ERA	WHIP
34 Noah Syndergaard, R ERA: 2.43	(1, 1)	7.0		26	4	1	1	10	1	0	0	0	0	0	69	99	1.29	0.714
43 Addison Reed, R ERA: 1.81	(8, 1)	1.0	H	3	0	0	0	2	0	0	0	0	0	0	9	12	0.00	0.000
27 Jeurys Familia, R ERA: 2.5	(9, 1)	1.0	W	6	3	2	1	0	0	0	0	0	0	0	20	28	9.00	3.000
59 Fernando Salas, R ERA: 4.04	(10, 1)	0.2	H	3	1	0	0	1	0	0	0	0	0	0	7	10	0.00	1.500
39 Jerry Blevins, L ERA: 2.58	(10, 1)	0.1	S	1	0	0	0	1	0	0	0	0	0	0	3	6	0.00	0.000

PITCHER	IP	WLS	BF	H	R	ER	SO	BB	IBB	HBP	BLK	WP	HR	S	P	ERA	WHIP

BOTTOM

New York Mets @ Washington Nationals

Nationals Park, Washington, DC

Tue Sep 13 2016, 7:08 PM - 10:29 PM EDT

Att. 25,796 - Clear - 86 F

livebaseballscorecards.com

AB	38
R	3
H	8
RBI	3
BB	1
SO	14
LOB	15

Batter	1	2	3	4	5	6	7	8	9	AB	R	H	RBI	BB	SO	LOB
7 José Reyes, S (1, 5) OBP: 0.329, SLG: 0.451	B SI 90 C SI 91 X CU 76 1-1 3 PB 13 1B 1B		C CU 76 X SI 91 0-1 ① G4-3		B CH 82 F CH 83 L SI 90 B SL 86 F SI 93 C SI 93 2-3 ① K			C SL 87 F SI 95 B SI 97 S SL 87 1-3 ① K		4	0	1	0	0	2	0
13 Asdrúbal Cabrera, S (1, 6) OBP: 0.326, SLG: 0.464	1 SAFE 1 SAFE S SI 91 B SI 91 B SI 91 X SI 91 2-1 3 PB 1-2 1B		B CU 76 B SL 90 X CH 82 2-0 ② L8		C SI 92 B SL 87 X CU 78 1-1 ② L6			S SL 88 S SL 89 S SL 88 0-3 ② K		4	0	1	0	0	1	0
52 Yoenis Cespedes, R (1, 7) OBP: 0.358, SLG: 0.557	B SI 92 X SI 91 1-0 ① F3		B SI 92 B SI 93 B SI 94 B SI 93 4-0 BB		B SI 92 X SL 85 1-0 ③ F7			C SI 96 F SI 96 X SI 97 0-2 ③ G3-1		3	0	0	0	1	0	2
3 Curtis Granderson, L (1, 8) OBP: 0.316, SLG: 0.442	B FF 92 F CU 77 F FF 92 B SL 86 B SI 93 B SI 94 4-2 1-2 2-3 BB		C SI 92 F SI 92 S CU 76 0-3 ③ K			B CU 77 B CH 83 B SI 91 X SI 92 3-0 ① L9			C FC 92 B FF 92 B FC 91 X FC 91 2-1 ① L3	3	0	0	0	1	1	1
19 Jay Bruce, L (1, 9) OBP: 0.304, SLG: 0.496	S SI 92 F SL 86 C SI 93 0-3 ② K			B CU 75 F CU 77 F SI 92 B SL 86 B SL 85 X SI 91 3-2 ① G3		T SI 92 X CU 77 0-1 54 G4-3 1B			B FC 92 B FC 93 F FF 92 X FC 92 2-1 ② F8	4	0	1	0	0	1	3
54 T.J. Rivera, R (1, 4) OBP: 0.314, SLG: 0.417	B CU 77 X FF 91 1-0 ③ F9			B SI 91 B SI 93 C SI 93 S SL 87 B SI 93 D SI 94 4-2 28 G3 BB		1 SAFE B SI 92 X SI 91 1-0 ②③ G4-3 1-2f			F FC 92 F FF 92 B KC 81 X KC 81 1-2 ③ G6-3	3	0	0	0	1	0	4
28 James Loney, L (1, 3) OBP: 0.303, SLG: 0.377		B SI 90 C SI 91 B SI 91 X CH 83 2-1 ① F8		X SI 92 0-0 ② G3 1-2			B CH 83 B SI 90 F SI 90 C SI 91 F SI 92 X SI 92 2-2 ① G6-3			3	0	0	0	0	0	1
44 René Rivera, R (1, 2) OBP: 0.299, SLG: 0.348		B FF 91 B SL 87 F FF 92 S SL 90 F FF 90 F SI 94 C FF 91 2-3 ② K		B SL 87 D SL 90 I IN 78 I IN 85 4-0 IBB			C CU 78 B SL 86 F SI 92 B SI 93 C SI 92 2-3 ② K			2	0	0	0	1	2	0
65 Robert Gsellman, R (1, 1) 58 Josh Smoker, L (6, 1) 30 Michael Conforto, L (7, PH) OBP: 0.303, SLG: 0.407 59 Fernando Salas, R (7, 1)		C C SI 91 C SI 93 0-3 ③ K		C SI 91 L SL 86 M SL 86 0-3 ③ K				B SI 92 B SI 92 B SI 92 C SI 92 X CH 82 3-1 ③ G2-3		2 0 1 0	0 0 0 0	0 0 0 0	0 0 0 0	0 0 0 0	2 0 0 0	2 0 0 0
Inning Stats	R: 0 H: 2 E: 0 LOB: 3 K: 1 BB: 1 S: 11 P: 20	R: 0 H: 0 E: 0 LOB: 0 K: 2 BB: 0 S: 10 P: 14	R: 0 H: 0 E: 0 LOB: 1 K: 1 BB: 1 S: 6 P: 12	R: 0 H: 0 E: 0 LOB: 2 K: 1 BB: 2 S: 9 P: 20	R: 0 H: 0 E: 0 LOB: 0 K: 1 BB: 0 S: 7 P: 11	R: 0 H: 1 E: 0 LOB: 0 K: 0 BB: 0 S: 4 P: 8	R: 0 H: 0 E: 0 LOB: 0 K: 1 BB: 0 S: 9 P: 16	R: 0 H: 0 E: 0 LOB: 0 K: 2 BB: 0 S: 9 P: 10	R: 0 H: 0 E: 0 LOB: 0 K: 0 BB: 0 S: 7 P: 12	1B: 3 SF: 0 2B: 0 SAC: 0 3B: 0 DP: 1 HR: 0 HBP: 0						

PITCHER	IP	WLS	BF	H	R	ER	SO	BB	IBB	HBP	BLK	WP	HR	S	P	ERA	WHIP
57 Tanner Roark, R (1, 1) ERA: 2.75	7.0	W	27	3	0	0	7	3	1	0	0	0	0	56	101	0.00	0.857
45 Blake Treinen, R (8, 1) ERA: 2.34	1.0	H	3	0	0	0	2	0	0	0	0	0	0	9	10	0.00	0.000
43 Mark Melancon, R (9, 1) ERA: 1.71	1.0	S	3	0	0	0	0	0	0	0	0	0	0	7	12	0.00	0.000

PITCHER	IP	WLS	BF	H	R	ER	SO	BB	IBB	HBP	BLK	WP	HR	S	P	ERA	WHIP

TOP

New York Mets @ Washington Nationals

Nationals Park, Washington, DC

Wed Sep 14 2016, 4:06 PM - 6:36 PM EDT

Att. 29,669 - Sunny - 93 F

livebaseballscorecards.com

AB	29
R	0
H	3
RBI	0
BB	4
SO	9
LOB	13

WP: 0 PA: 33
PB: 1
SB: 0
CS: 0

Batter	1	2	3	4	5	6	7	8	9	AB	R	H	RBI	BB	SO	LOB
7 Trea Turner, R (1, 8) OBP: 0.361, SLG: 0.537	C FF 92 X CH 86 0-1 28 CS 1B		B SI 94 X FF 93 1-0 1B			C CU 78 F SI 92 B CU 82 B FF 92 S SL 86 2-3 ① K		C KC 82 B KC 81 X KC 82 1-1 ② F9		4	0	2	0	0	1	1
28 Jayson Werth, R (1, 7) OBP: 0.336, SLG: 0.425	B FF 94 1 SAFE 1 SAFE C SI 93 C FF 93 1 SAFE B FF 94 D FF 94 1 SAFE 3-3 ①② F SL 89 F SI 94 S SI 93 K 1-2		C SI 94 D SI 93 S FF 94 1 SAFE F FF 95 S SL 89 1-3 ③ K			C SL 86 B FF 94 B CU 82 X SL 86 2-1 ② F7 1-2		X SI 91 0-0 ③ F8		4	0	0	0	0	2	3
20 Daniel Murphy, L (1, 4) OBP: 0.393, SLG: 0.598	B FF 94 F CH 87 C SI 95 B SI 91 F SL 89 X CH 89 2-2 1B			C FF 92 X SI 93 0-1 ① L7		I IN 56 I IN 54 I IN 52 4-0 IBB				2	0	1	0	1	0	0
34 Bryce Harper, L (1, 9) OBP: 0.380, SLG: 0.453	X SI 93 0-0 ③ G6-3			B SI 92 C SI 92 B SL 89 B SL 87 B SL 89 4-1 6 CS BB		C SL 80 B SL 82 F SL 80 B FF 95 C FF 96 2-3 ③ K				2	0	0	0	1	1	3
6 Anthony Rendon, R (1, 5) OBP: 0.353, SLG: 0.458		B FF 94 S SL 86 F FF 94 B SL 88 X SI 96 2-2 ① G6-3		1 SAFE D SL 87 C FF 93 B FF 93 B FF 94 C FF 94 F SI 94 S FF 95 3-3 ②③ K 1-2			C FF 90 B FF 91 S KC 84 F KC 82 B FF 91 C CH 86 2-3 ① K			3	0	0	0	0	2	1
40 Wilson Ramos, R (1, 2) OBP: 0.354, SLG: 0.496		B SI 94 B SI 92 C SI 94 B SI 94 X SI 93 3-1 ② G1-3			B SI 91 X SI 93 1-0 ① G4-3		X FF 89 0-0 HR			3	1	1	1	0	0	0
11 Ryan Zimmerman, R (1, 3) OBP: 0.269, SLG: 0.370		C SI 95 F FF 95 B SI 96 F FF 94 X CU 83 1-2 ③ F8			X SL 86 0-0 8 G4-6-3 1B		B FF 92 C KC 84 X FF 89 1-1 ② F7			3	0	1	0	0	0	0
8 Danny Espinosa, S (1, 6) OBP: 0.313, SLG: 0.378			B SI 91 B SL 87 F SI 93 X FF 92 2-1 ① F8		S SL 88 X SI 92 0-1 ②③ G4-6-3 1-2f		F CH 86 C FF 90 S CH 86 0-3 ③ K			3	0	0	0	0	1	1
57 Tanner Roark, R (1, 1) OBP: 0.188, SLG: 0.150 45 Blake Treinen, R (8, 1) 9 Ben Revere, L (8, PH) OBP: 0.261, SLG: 0.304 43 Mark Melancon, R (9, 1)			C SI 93 X SI 94 0-1 ② F9			C SI 92 B SL 87 B SL 84 X SI 92 2-1 28 WP 1B		C KC 80 B FF 91 F KC 82 F FF 90 X CH 85 1-2 ① G4-3		2 0 1 0	0 0 0 0	1 0 0 0	0 0 0 0	0 0 0 0	0 0 0 0	0 0 0 0
Inning Stats	R: 0 E: 0 K: 1 S: 12 H: 2 LOB: 1 BB: 0 P: 17	R: 0 E: 0 K: 0 S: 9 H: 0 LOB: 0 BB: 0 P: 15	R: 0 E: 0 K: 1 S: 9 H: 1 LOB: 1 BB: 0 P: 13	R: 0 E: 0 K: 1 S: 7 H: 0 LOB: 1 BB: 1 P: 14	R: 0 E: 0 K: 0 S: 4 H: 1 LOB: 0 BB: 0 P: 5	R: 0 E: 0 K: 2 S: 10 H: 1 LOB: 2 BB: 1 P: 22	R: 1 E: 0 K: 2 S: 10 H: 1 LOB: 0 BB: 0 P: 13	R: 0 E: 0 K: 0 S: 7 H: 0 LOB: 0 BB: 0 P: 9		1B: 5 2B: 2 3B: 0 HR: 1	SF: 0 SAC: 0 DP: 3 HBP: 0			WP: 1 PB: 0 SB: 0 CS: 2	PA: 29	

PITCHER	IP	WLS	BF	H	R	ER	SO	BB	IBB	HBP	BLK	WP	HR	S	P	ERA	WHIP
65 Robert Gsellman, R (1, 1) ERA: 3.08	5.2		20	5	0	0	4	1	0	0	0	1	0	48	77	0.00	1.059
58 Josh Smoker, L (6, 1) ERA: 5.23	0.1		2	0	0	0	1	0	1	0	0	0	0	3	9	0.00	0.000
59 Fernando Salas, R (7, 1) ERA: 4.06	2.0	L	7	1	1	1	2	0	0	0	0	0	1	17	22	4.50	0.500

PITCHER	IP	WLS	BF	H	R	ER	SO	BB	IBB	HBP	BLK	WP	HR	S	P	ERA	WHIP

BOTTOM

New York Mets @ Washington Nationals

Nationals Park, Washington, DC

Wed Sep 14 2016, 4:06 PM - 6:36 PM EDT

Att. 29,669 - Sunny - 93 F

livebaseballscorecards.com

AB	27
R	1
H	6
RBI	1
BB	2
SO	7
LOB	9

Washington Nationals @ Atlanta Braves

Turner Field, Atlanta, GA

Fri Sep 16 2016, 7:39 PM - 10:51 PM EDT

Att. 33,618 - Partly Cloudy - 84 F

TOP

livebaseballscorecards.com

Batter	1	2	3	4	5	6	7	8	9	AB	R	H	RBI	BB	SO	LOB
7 Trea Turner, R (1, 8) OBP: 0.369, SLG: 0.558	C FF 91 B FF 91 B CU 75 F FF 91 B FF 93 X FF 91 3-2 28 1B 6 1B 1B	B FF 89 D CH 79 S CH 78 S FF 90 B FF 90 X CH 79 3-2 2-H HR		C FC 88 F CU 75 T SI 90 0-2 ① K			X CH 79 0-0 20 S 28 S 20 SF7 1B		B FF 97 B FF 95 C FF 93 X FS 83 2-1 28 1B 2B	5	4	4	2	0	1	0
28 Jayson Werth, R (1, 7) OBP: 0.338, SLG: 0.427	C FF 89 C FF 90 B FF 91 1 SAFE X FF 89 1-2 34 BB 6 1B 1-3 1B	B CU 74 C FF 90 B FF 90 F FF 89 X FF 91 2-2 20 2B 1B		B CU 75 C SI 90 C SI 91 T SI 91 1-2 ② K			C FC 88 1 SAFE P PO 85 B CH 79 B SI 89 X SI 90 3-1 ① L9 1-2		C FF 96 B SL 83 X FF 96 1-1 20 1B 2-H 1B	5	2	3	1	0	1	1
20 Daniel Murphy, L (1, 4) OBP: 0.393, SLG: 0.599	C FF 90 B FF 90 B CH 79 1 SAFE C FF 90 X FF 90 2-2 ① P4	B FF 89 F FF 88 1 SAFE X FF 89 1-1 6 HBP 1-H 2B		C SI 91 B FC 90 B SI 91 F CU 77 S CH 83 2-3 ③ K			D FF 94 B SL 89 F CH 87 B FF 96 C SL 89 X SI 95 3-2 ② SF7 2-H		X FF 90 0-0 1-2 1B	4	0	2	2	0	1	2
34 Bryce Harper, L (1, 9) OBP: 0.380, SLG: 0.450	D CU 75 B FF 90 C FF 91 B FF 91 D CU 76 4-1 6 1B 1-2 BB	I IN 74 I IN 71 I IN 74 I IN 75 4-0 6 HBP IBB			C SI 90 C SI 90 B CH 82 B SI 91 C FC 90 2-3 ① K		B SI 96 B CH 87 X SI 95 2-0 ③ L1-6-3		D CH 79 B FF 88 C FF 89 X FF 90 2-1 ③ L6	3	0	0	0	2	1	2
6 Anthony Rendon, R (1, 5) OBP: 0.355, SLG: 0.460	C FF 91 F FF 92 X CU 76 0-2 40 G6-4-3 1-2 2-H 3-H 1B	F FC 88 H SI 90 1-1 40 FC6-4 1-2 2-3 HBP			C SI 92 X SI 91 0-1 40 G6-4-3 1B			B ST 83 F FF 94 C ST 83 S ST 83 1-3 ① K		3	0	2	2	0	1	0
40 Wilson Ramos, R (1, 2) OBP: 0.352, SLG: 0.491	C CU 74 X FF 91 0-1 ②③ G6-4-3 1-2f	F FC 89 F FC 89 D CU 77 B SI 91 F FC 89 X SI 92 2-2 ③ FC6-4 1-2f			C SI 92 1 SAFE F SI 91 B SI 91 1 SAFE X CH 80 1-2 ②③ G6-4-3 1-2f			F SI 94 C ST 84 B ST 82 S ST 83 1-3 ② K		4	0	0	0	0	1	6
11 Ryan Zimmerman, R (1, 3) OBP: 0.266, SLG: 0.366		B CU 72 B FF 90 F FF 90 X CU 74 2-1 ① G6-3	C SI 90 C FC 89 X CU 77 0-2 ① G5-3			B CU 73 X SI 89 1-0 ① G6-3		C ST 81 F SI 93 B ST 81 C ST 82 1-3 ③ K		4	0	0	0	0	1	0
10 Stephen Drew, L (1, 6) OBP: 0.333, SLG: 0.550		C CU 72 B CH 79 C CH 79 F FF 92 B CU 75 B CH 81 B FF 89 4-2 31 SH1-4 7 HR BB	C CU 76 X SI 90 0-1 ② L6			C CH 80 S CU 77 X CU 78 0-2 ② L7			B SL 80 C SL 81 B SL 82 F FF 96 F FF 96 X FF 96 2-2 48 G4-6-3 1B	3	1	1	0	1	0	0
31 Max Scherzer, R (1, 1) OBP: 0.179, SLG: 0.169 45 Blake Treinen, R (8, 1) 48 Brian Goodwin, L (9, PH) OBP: 0.320, SLG: 0.417 27 Shawn Kelley, R (9, 1)		B FF 89 X CH 87 1-0 ② SH1-4 1-2	C SI 90 S FC 89 C CU 77 0-3 ③ K			C SI 90 C CU 77 X CH 81 0-2 ③ G6-3			C FF 96 B FF 95 F FF 96 1 SAFE F SL 82 F FS 82 B FF 96 B FF 96 F SL 83 3-2 ①② G4-6-3 1-2f	2 0 1 0	0 0 0 0	0 0 0 0	0 0 0 0	0 0 0 0	1 0 0 0	0 0 1 0

AB	34
R	7
H	12
RBI	7
BB	3
SO	8
LOB	12

Inning Stats	1	2	3	4	5	6	7	8	9	1B: 9 SF: 1	WP: 0 PA: 40
	R: 2 H: 3 E: 0 LOB: 1 K: 0 BB: 1 S: 15 P: 25	R: 3 H: 3 E: 0 LOB: 3 K: 0 BB: 2 S: 19 P: 39	R: 0 H: 0 E: 0 LOB: 0 K: 1 BB: 0 S: 8 P: 8	R: 0 H: 0 E: 0 LOB: 0 K: 3 BB: 0 S: 9 P: 12	R: 0 H: 1 E: 0 LOB: 0 K: 1 BB: 0 S: 8 P: 11	R: 0 H: 0 E: 0 LOB: 0 K: 0 BB: 0 S: 7 P: 8	R: 1 H: 1 E: 0 LOB: 0 K: 0 BB: 0 S: 8 P: 15	R: 0 H: 0 E: 0 LOB: 0 K: 3 BB: 0 S: 9 P: 12	R: 1 H: 4 E: 0 LOB: 2 K: 0 BB: 0 S: 18 P: 28	2B: 2 SAC: 1 3B: 0 DP: 3 HR: 1 HBP: 1	PB: 0 SB: 2 CS: 0

PITCHER		IP	WLS	BF	H	R	ER	SO	BB	IBB	HBP	BLK	WP	HR	S	P	ERA	WHIP
52 John Gant, R ERA: 5.24	(1, 1)	1.2	L	13	6	5	5	0	2	1	0	0	0	1	29	56	27.00	4.800
48 Ryan Weber, R ERA: 5.46	(2, 1)	4.2		16	2	1	1	5	0	0	1	0	0	0	41	53	1.93	0.429
46 Ian Krol, L ERA: 3.35	(7, 1)	0.2		2	0	0	0	0	0	0	0	0	0	0	4	9	0.00	0.000
50 Chaz Roe, R ERA: 3.81	(8, 1)	1.0		3	0	0	0	3	0	0	0	0	0	0	9	12	0.00	0.000
68 Shae Simmons, R ERA: 1.59	(9, 1)	0.2		4	3	1	1	0	0	0	0	0	0	0	15	23	13.50	4.500

PITCHER		IP	WLS	BF	H	R	ER	SO	BB	IBB	HBP	BLK	WP	HR	S	P	ERA	WHIP
72 Jed Bradley, L ERA: 5.68	(9, 1)	0.1		2	1	0	0	0	0	0	0	0	0	0	3	5	0.00	3.000

BOTTOM

Washington Nationals @ Atlanta Braves

Turner Field, Atlanta, GA

Fri Sep 16 2016, 7:39 PM - 10:51 PM EDT

Att. 33,618 - Partly Cloudy - 84 F

livebaseballscorecards.com

Batter	1	2	3	4	5	6	7	8	9	AB	R	H	RBI	BB	SO	LOB
11 Ender Inciarte, L (1, 8) OBP: 0.346, SLG: 0.381	C FF 93 S FF 94 B SL 89 S FF 95 1-3 K ①		F FF 93 X CH 86 0-1 G1-3 ①		B FF 94 X CU 77 1-0 L6 ②		X FF 94 0-0 1-2 1B		C FF 94 S SL 86 B FF 93 X FF 94 1-2 1B	5	0	2	0	0	1	0
13 Adonis García, R (1, 5) OBP: 0.309, SLG: 0.405	S SL 85 X FF 95 0-1 F8 ②		S SL 84 S SL 83 S FF 95 0-3 K ②		C FF 94 B SL 86 F SL 85 B CH 86 F FF 95 B CH 87 X FF 96 3-2 L3 ③		S SL 87 C FF 94 D SL 88 S SL 87 1-3 K ②		X SL 85 0-0 G1-3 ③	5	0	0	0	0	2	3
22 Nick Markakis, L (1, 9) OBP: 0.347, SLG: 0.404	C FF 93 B CU 77 B FF 94 X FF 94 2-1 L8 ③		C CU 77 B FF 94 C FF 94 B CH 86 X FF 95 2-2 2B			C CU 77 B FF 94 B SL 88 B FF 95 B FF 95 4-1 27 1B 25 SF9 BB	C FF 95 F SL 88 B FF 96 F FF 97 F FF 97 B FC 90 D CU 76 X FF 96 3-2 F9 ③			3	1	1	0	1	0	2
27 Matt Kemp, R (1, 7) OBP: 0.300, SLG: 0.492		B FF 92 X FF 93 1-0 25 E 2B	C SL 87 F CH 86 D SL 87 D SL 87 T FF 96 2-2 K ③			S SL 85 B FF 94 X CH 87 1-1 25 SF9 1-3 1B		B SI 95 B SI 95 C SI 96 F SI 95 S SL 88 2-3 K ①		4	1	2	0	0	2	1
25 Tyler Flowers, R (1, 2) OBP: 0.368, SLG: 0.419		X SL 86 0-0 E8 2-H 1B		B FF 93 C FF 94 X CU 76 1-1 P5 ①		X FF 96 0-0 SF9 ① 1-2 3-H		S SI 96 F SL 88 B SI 96 B SL 87 B SL 86 F SI 95 C SI 95 3-3 K ②		3	0	1	2	0	1	0
7 Gordon Beckham, R (1, 4) OBP: 0.298, SLG: 0.353		B X SL 85 1-0 P6 ①		C SL 86 X FF 94 0-1 F9 ②		B SL 87 C SL 88 S FC 88 F FF 96 F FF 96 T FF 97 1-2 K ②		X SI 94 0-0 2B		4	0	1	0	0	1	2
2 Dansby Swanson, R (1, 6) OBP: 0.355, SLG: 0.422		B FF 94 B FF 94 B FF 96 B FF 95 4-0 BB		F FF 94 C SL 84 B FF 96 B SL 86 X FF 96 2-2 2B		X SL 87 0-0 G4-3 ③		B SI 96 C SI 92 S SL 88 D SL 88 B SI 96 S SI 96 3-3 K ③		3	0	1	0	1	1	2
74 Blake Lalli, L (1, 3) OBP: 0.143, SLG: 0.143		F CU 78 S FF 94 F FF 95 B SL 89 C FF 95 1-3 K ②		X CH 86 0-0 G4-3 ③			C FF 92 B CU 74 B FF 94 X CH 85 2-1 G6-3 ①		B X FF 92 1-0 F8 ①	4	0	0	0	0	1	3
52 John Gant, R (1, 1) 48 Ryan Weber, R (2, 1) 46 Ian Krol, L (7, 1) 17 Mallex Smith, L (7, PH) OBP: 0.316, SLG: 0.382 50 Chaz Roe, R (8, 1) 68 Shae Simmons, R (9, 1) 72 Jed Bradley, L (9, 1) 20 Anthony Recker, R (9, PH) OBP: 0.393, SLG: 0.411		S SL 85 B SL 85 F FF 94 F SL 84 C FF 96 1-3 K ③		C FF 91 B SL 84 F FF 94 C FF 95 1-3 K ①			B FF 95 S CH 85 X FF 96 1-1 11 1B 1B		B SL 83 C SL 83 B FF 93 C FF 93 S FF 93 2-3 K ②	0 2 0 1 0 0 0 1	0 0 0 0 0 0 0 0	0 0 0 1 0 0 0 0	0 0 0 0 0 0 0 0	0 0 0 0 0 0 0 0	0 2 0 0 0 0 0 1	0 2 0 0 0 0 0 0
Inning Stats	R: 0 E: 0 K: 1 S: 7 H: 0 LOB: 0 BB: 0 P: 10	R: 1 E: 1 K: 2 S: 11 H: 2 LOB: 2 BB: 1 P: 19	R: 0 E: 0 K: 2 S: 11 H: 1 LOB: 1 BB: 0 P: 15	R: 0 E: 0 K: 0 S: 8 H: 1 LOB: 1 BB: 0 P: 11	R: 0 E: 0 K: 1 S: 8 H: 0 LOB: 0 BB: 0 P: 13	R: 1 E: 0 K: 1 S: 10 H: 1 LOB: 1 BB: 1 P: 16	R: 0 E: 0 K: 1 S: 13 H: 2 LOB: 2 BB: 0 P: 20	R: 0 E: 0 K: 3 S: 11 H: 1 LOB: 1 BB: 0 P: 19	R: 0 E: 0 K: 1 S: 8 H: 1 LOB: 1 BB: 0 P: 12	1B: 5 2B: 4 3B: 0 HR: 0	SF: 1 SAC: 0 DP: 0 HBP: 0			WP: 0 PB: 0 SB: 0 CS: 0	PA: 38		

	AB	35
	R	2
	H	9
	RBI	2
	BB	2
	SO	12
	LOB	15

PITCHER		IP	WLS	BF	H	R	ER	SO	BB	IBB	HBP	BLK	WP	HR	S	P	ERA	WHIP
31 Max Scherzer, R ERA: 2.78	(1, 1)	7.0	W	30	7	2	2	8	2	0	0	0	0	0	68	104	2.57	1.286
45 Blake Treinen, R ERA: 2.3	(8, 1)	1.0		4	1	0	0	3	0	0	0	0	0	0	11	19	0.00	1.000
27 Shawn Kelley, R ERA: 2.92	(9, 1)	1.0		4	1	0	0	1	0	0	0	0	0	0	8	12	0.00	1.000

PITCHER	IP	WLS	BF	H	R	ER	SO	BB	IBB	HBP	BLK	WP	HR	S	P	ERA	WHIP

Washington Nationals @ Atlanta Braves

Turner Field, Atlanta, GA

Sat Sep 17 2016, 1:09 PM - 4:34 PM EDT

Att. 36,016 - Partly Cloudy - 83 F

livebaseballscorecards.com

Batter	1	2	3	4	5	6	7	8	9	AB	R	H	RBI	BB	SO	LOB
7 Trea Turner, R (1, 8) OBP: 0.377, SLG: 0.585	F FC 85 B FC 85 X CH 78 1-1 HR	B FC 87 C FC 86 B FC 87 B FC 87 S FC 87 F FC 88 F FC 88 S FC 89 3-3 K ③			X FC 84 0-0 HR		B FF 94 B FF 95 B FC 86 C FF 94 F FF 94 F FF 94 F FC 86 X FF 95 3-2 28 G4-3 28 S 2-3 1B		B FF 93 C SI 94 F SI 94 B CU 81 F SI 94 B CU 81 B SI 96 4-2 BB	4	2	3	2	1	1	3
28 Jayson Werth, R (1, 7) OBP: 0.335, SLG: 0.422	B FC 85 C FC 84 C FC 86 B FC 86 T FC 86 2-2 K ①		B FC 85 F FC 85 F CH 78 F FC 84 B CU 70 F FC 85 F FC 87 F CH 77 T CH 78 2-2 K ①		B CU 68 C FC 84 F FC 84 F FC 85 F FC 85 F CH 77 F CH 74 F FC 85 F CU 72 2-3 B FC 85 S FC 86 K ①		1 SAFE B FF 93 B FC 86 C FF 95 B FF 94 F FF 95 X FF 94 3-2 G4-3 ① 1-3 3-H		C SI 94 C SI 94 B SI 95 D CU 81 B SI 95 X SI 94 3-2 G5-3 ③	5	0	0	1	0	3	2
20 Daniel Murphy, L (1, 4) OBP: 0.392, SLG: 0.598	X FC 86 0-0 G4-3 ②		C FC 85 X FC 85 0-1 34 G6-3 2B		X CH 75 0-0 L8 ②		B FF 95 B FF 94 B CU 79 X FF 94 3-0 P5 ②			4	0	1	0	0	0	1
34 Bryce Harper, L (1, 9) OBP: 0.378, SLG: 0.446	C FC 85 B CH 77 F FC 86 F FC 86 S CH 76 1-3 K ③		B FC 84 D CU 70 C CH 77 B FC 85 S CH 76 F CH 76 X FC 88 3-2 G6-3 ② 2-3		B FC 84 S CH 76 B CH 76 S CH 76 B FC 86 S FC 87 3-3 K ③		C FF 94 F FF 95 X FF 94 0-2 F8 ③			4	0	0	0	0	2	2
6 Anthony Rendon, R (1, 5) OBP: 0.355, SLG: 0.457		B FC 84 F FC 84 B FC 85 B CH 78 C FC 85 B FC 87 4-2 8 SH4-3 11 BB BB	C FC 86 B FC 87 C FC 86 X FC 87 1-2 F9 ③			B SI 91 C SL 84 F FF 92 F SI 92 B SL 84 F SL 86 B SL 84 X FF 92 3-2 F8 ①		C FF 96 C FF 97 X FF 96 0-2 G4-3 ①		3	0	0	0	1	0	1
11 Ryan Zimmerman, R (1, 3) OBP: 0.269, SLG: 0.365		B FC 85 B CU 70 B FC 85 B FC 85 4-0 8 SH4-3 1-2 BB	X FC 83 0-0 8 S 1B			B SL 87 F SL 86 B SI 93 B SI 93 S FF 93 F FF 92 F FF 93 X FF 93 3-2 F9 ②		C SL 88 X FF 97 0-1 G4-3 ②		3	0	1	0	1	0	0
8 Danny Espinosa, S (1, 6) OBP: 0.313, SLG: 0.380		X FC 84 0-0 SH4-3 ① 1-2 2-3	F CH 75 B FC 83 S FC 85 S FC 84 1-3 K ① 1-2			F FF 93 B FF 94 B SL 87 X SL 86 2-1 2B		S FF 96 S FF 96 X FF 97 0-2 F8 ③		3	0	1	0	0	1	1
29 Pedro Severino, R (1, 2) OBP: 0.478, SLG: 0.579 14 Chris Heisey, R (9, PH) OBP: 0.285, SLG: 0.457		D CU 70 B FC 85 B FC 85 F FC 85 F FC 87 B FC 86 4-2 BB	B CH 76 X FC 83 1-0 F7 ②			S SL 87 F SL 87 B FF 94 B SL 86 F SL 86 B SL 85 X SL 85 3-2 G5-3 ③			C SI 92 B CU 79 C CU 79 C SI 94 1-3 K ①	2 1	0 0	0 0	0 0	1 0	0 1	2 0
47 Gio González, R (1, 1) OBP: 0.137, SLG: 0.143 26 Trevor Gott, R (5, 1) 46 Oliver Pérez, L (6, 1) OBP: 0.667, SLG: 1.000 9 Ben Revere, L (7, PH) OBP: 0.263, SLG: 0.306 32 Koda Glover, R (7, 1) 17 Sean Burnett, L (8, 1) 10 Stephen Drew, L (9, PH) OBP: 0.331, SLG: 0.545		B FC 86 C FC 86 S FC 86 B FC 87 F FC 86 C CU 71 2-3 K ②	X FC 84 0-0 F9 ③				B FF 92 C FF 93 X FF 93 1-1 E1 7 1B 28 G4-3 1B		C SI 94 B SI 95 X CH 89 1-1 F9 ②	2 0 0 1 0 0	0 0 0 1 0 0	0 0 0 1 0 0	0 0 0 0 0 0	0 0 0 0 0 0	1 0 0 0 0 0	4 0 0 0 0 0
Inning Stats	R: 1 E: 0 K: 2 S: 10 H: 1 LOB: 0 BB: 0 P: 14	R: 0 E: 0 K: 2 S: 14 H: 0 LOB: 3 BB: 3 P: 31	R: 0 E: 0 K: 1 S: 16 H: 1 LOB: 1 BB: 0 P: 22	R: 0 E: 0 K: 1 S: 6 H: 1 LOB: 1 BB: 0 P: 8	R: 1 E: 0 K: 2 S: 14 H: 1 LOB: 0 BB: 0 P: 19	R: 0 E: 0 K: 0 S: 16 H: 1 LOB: 1 BB: 0 P: 27	R: 1 E: 1 K: 0 S: 14 H: 2 LOB: 1 BB: 0 P: 24	R: 0 E: 0 K: 0 S: 8 H: 0 LOB: 0 BB: 0 P: 8	R: 0 E: 0 K: 1 S: 11 H: 0 LOB: 1 BB: 1 P: 20	1B: 3 2B: 2 3B: 0 HR: 2 SF: 0 SAC: 1 DP: 0 HBP: 0	WP: 0 PB: 0 SB: 2 CS: 0 PA: 38					

PITCHER		IP	WLS	BF	H	R	ER	SO	BB	IBB	HBP	BLK	WP	HR	S	P	ERA	WHIP
55 Josh Collmenter, R ERA: 4.61	(1, 1)	5.0	W	22	4	2	2	8	3	0	0	0	0	2	60	94	3.60	1.400
39 Brandon Cunniff, R ERA: 4.97	(6, 1)	1.0		4	1	0	0	0	0	0	0	0	0	0	16	27	0.00	1.000
51 Chris Withrow, R ERA: 3.58	(7, 1)	1.0		5	2	1	0	0	0	0	0	0	0	0	14	24	0.00	2.000
40 José Ramirez, R ERA: 3.25	(8, 1)	1.0		3	0	0	0	0	0	0	0	0	0	0	8	8	0.00	0.000
53 Jim Johnson, R ERA: 2.97	(9, 1)	1.0		4	0	0	0	1	1	0	0	0	0	0	11	20	0.00	1.000

PITCHER	IP	WLS	BF	H	R	ER	SO	BB	IBB	HBP	BLK	WP	HR	S	P	ERA	WHIP

TOP

AB	33
R	3
H	7
RBI	3
BB	4
SO	9
LOB	16

Batter	1	2	3	4	5	6	7	8	9	AB	R	H	RBI	BB	SO	LOB
11 Ender Inciarte, L (1, 8) OBP: 0.351, SLG: 0.386	F SI 90 C SI 91 B SI 91 B CU 78 X SI 93 2-2 22 1B 2B		B FF 90 F FF 90 X CU 75 1-1 13 1B 5 1B 1B		B SI 90 F SI 89 X SI 91 1-1 27 HBP 13 1B 22 1B 1B	C SI 91 B SI 91 B SI 92 B SL 79 B SI 89 4-1 13 S1-4-6-3 BB		B SL 79 X SI 89 1-0 ① F7		4	3	3	0	1	0	1
13 Adonis García, R (1, 5) OBP: 0.312, SLG: 0.406	B SI 93 F CH 85 H SI 92 2-1 22 1B HBP		1 SAFE F FF 92 B FF 90 B CH 84 1 SAFE S CU 76 F CU 76 F CU 77 X FF 92 2-2 27 1B 5 1B 22 G5-3 1-2 1B		1 SAFE C SI 93 1 SAFE C SI 90 F CU 78 F FF 92 X CH 85 0-2 22 1B 27 HBP 20 1B 1-2 1B	F FF 91 X SI 92 0-1 ①② G1-4-6-3 1-2f		B SL 78 B CH 82 B SI 89 C SI 89 X SI 89 3-1 ②③ G4-3 2-3		4	2	2	0	0	0	2
5 Freddie Freeman, L (1, 3) OBP: 0.392, SLG: 0.554	F CU 76 F SI 92 S CU 78 0-3 ① K		B FF 91 X SI 91 1-0 22 G5-3 27 1B 1-2 2-H 1B		F CU 78 F CU 78 D CU 79 B SI 90 F CU 79 S CH 84 2-3 ① K	C SL 78 F SI 91 B SI 89 B SL 78 C SL 79 2-3 ③ K				4	0	1	1	0	3	4
27 Matt Kemp, R (1, 7) OBP: 0.303, SLG: 0.495 53 Jim Johnson, R (9, 1)	2 SAFE B FF 93 T CH 85 D CU 78 F CU 75 S CU 78 2-3 ② K		B FF 92 B CH 84 X FF 92 2-0 22 G5-3 1-2 2-3 1B		H FF 92 1-0 20 1B 22 1B 7 BB 1-2 2-3 HBP		B SL 90 S SL 89 F SI 95 B CU 80 F SL 91 X SI 95 2-2 22 F8 20 1B 2B			3 0	2 0	2 0	0 0	0 0	1 0	2 0
22 Nick Markakis, L (1, 9) OBP: 0.347, SLG: 0.405	C SI 93 B SI 92 B CU 78 X CU 77 2-1 1-2 2-H 1B		B SI 91 C FF 92 C SI 92 X SI 91 1-2 ①② G5-3 1-2 2-3f 3-H		B SI 91 B SI 93 S CH 85 X SI 92 2-1 7 BB 20 1B 1-2 2-3 3-H 1B		D SI 97 B SI 97 C SI 97 B SL 91 C SL 91 F SL 91 X SL 92 3-2 ① F8 2-3			4	0	2	2	0	0	3
20 Anthony Recker, R (1, 2) OBP: 0.398, SLG: 0.416	X SI 92 0-0 ③ F9		X SI 90 0-0 ③ F8		B CU 78 B FF 95 B SI 94 S FF 95 F SI 94 X SI 95 3-2 7 BB 1-2 2-3 3-H 1B		X SL 91 0-0 3-H 1B			4	0	2	2	0	0	3
2 Dansby Swanson, R (1, 6) OBP: 0.340, SLG: 0.402		C FF 89 B SI 89 C CU 76 X CU 77 1-2 ① G5-3		C CU 74 S CU 74 F SI 91 B CU 76 S CU 77 1-3 ① K	B CU 79 C CU 78 F FF 96 S CU 81 1-3 ② K		B CU 79 C CU 78 S SI 96 D CU 79 B SL 90 F SL 90 F SL 90 X SI 96 3-2 ② L7			4	0	0	0	0	2	4
7 Gordon Beckham, R (1, 4) OBP: 0.297, SLG: 0.349		C CU 75 F SI 91 B FF 91 B CU 78 S CU 77 2-3 ② K		B SI 92 C CU 76 C FF 92 B CU 79 B CU 77 X CU 77 3-2 ② G3	B CU 79 C CU 79 C FF 96 B CU 81 D CU 81 B FF 96 4-2 1-2 2-3 3-H BB		C SL 90 X CU 81 0-1 ③ P6			3	0	0	1	1	1	1
55 Josh Collmenter, R (1, 1) 74 Blake Lalli, L (5, PH) OBP: 0.125, SLG: 0.125 39 Brandon Cunniff, R (6, 1) 51 Chris Withrow, R (7, 1) 40 José Ramirez, R (8, 1) 19 Brandon Snyder, R (8, PH) OBP: 0.244, SLG: 0.591 17 Mallex Smith, L (8, PR) OBP: 0.316, SLG: 0.382 (9, 7)		C SI 91 C SI 92 B CU 78 S SI 92 1-3 ③ K		F SI 91 C SI 92 B CU 77 S SI 93 1-3 ③ K	B CU 77 X SI 94 1-0 ③ G4-3			C SI 88 F SI 88 B CH 83 B CH 83 X SI 90 2-2 13 CS 2B		2 1 0 0 0 0 1 0	0 0 0 0 0 0 0 0	0 0 0 0 0 0 1 0	0 0 0 0 0 0 0 0	2 0 0 0 0 0 0 0	0 3 0 0 0 0 0 0
Inning Stats	R: 1 E: 0 K: 2 S: 13 H: 2 LOB: 2 BB: 0 P: 21	R: 0 E: 0 K: 2 S: 9 H: 0 LOB: 0 BB: 0 P: 13	R: 2 E: 0 K: 0 S: 13 H: 4 LOB: 1 BB: 0 P: 20	R: 0 E: 0 K: 2 S: 10 H: 0 LOB: 0 BB: 0 P: 15	R: 3 E: 0 K: 2 S: 23 H: 4 LOB: 3 BB: 1 P: 38	R: 0 E: 0 K: 1 S: 6 H: 0 LOB: 0 BB: 1 P: 12	R: 1 E: 0 K: 0 S: 16 H: 2 LOB: 1 BB: 0 P: 24	R: 0 E: 0 K: 0 S: 6 H: 1 LOB: 1 BB: 0 P: 12		1B: 10 2B: 3 3B: 0 HR: 0	SF: 0 SAC: 0 DP: 2 HBP: 2			WP: 0 PB: 0 SB: 0 CS: 1	PA: 38	

PITCHER		IP	WLS	BF	H	R	ER	SO	BB	IBB	HBP	BLK	WP	HR	S	P	ERA	WHIP
47 Gio González, L ERA: 4.48	(1, 1)	4.1	L	23	9	6	6	7	0	0	2	0	0	0	58	88	12.46	2.077
26 Trevor Gott, R ERA: 2.45	(5, 1)	0.2		4	1	0	0	1	1	0	0	0	0	0	10	19	0.00	3.000
46 Oliver Pérez, L ERA: 5.21	(6, 1)	1.0		3	0	0	0	1	1	0	0	0	0	0	6	12	0.00	1.000
32 Koda Glover, R ERA: 4.76	(7, 1)	1.0		5	2	1	1	0	0	0	0	0	0	0	16	24	9.00	2.000
17 Sean Burnett, L ERA:	(8, 1)	1.0		3	1	0	0	0	0	0	0	0	0	0	6	12	0.00	1.000

PITCHER	IP	WLS	BF	H	R	ER	SO	BB	IBB	HBP	BLK	WP	HR	S	P	ERA	WHIP

BOTTOM

Washington Nationals @ Atlanta Braves

Turner Field, Atlanta, GA

Sat Sep 17 2016, 1:09 PM - 4:34 PM EDT

Att. 36,016 - Partly Cloudy - 83 F

livebaseballscorecards.com

AB	34
R	7
H	13
RBI	6
BB	2
SO	9
LOB	23

Washington Nationals @ Atlanta Braves

Turner Field, Atlanta, GA

Sun Sep 18 2016, 1:37 PM - 5:20 PM EDT

Att. 37,296 - Overcast - 75 F

TOP

livebaseballscorecards.com

Batter	1	2	3	4	5	6	7	8	9	AB	R	H	RBI	BB	SO	LOB
7 Trea Turner, R (1, 4) OBP: 0.377, SLG: 0.590	C FF 93 B FF 94 X FF 93 1-1 G4-3		B SL 83 X SL 81 1-0 L8 1-2			B SL 81 X FF 93 1-0 28 2B 3B				3	1	1	0	0	0	1
28 Jayson Werth, R (1, 7) OBP: 0.335, SLG: 0.424	C FF 94 X SI 94 0-1 L4			C SL 80 B SL 82 B SL 82 F FF 93 F FF 94 B SI 94 X FF 94 3-2 G6-3		B FF 93 C SL 82 S SL 82 B SI 92 B FF 93 X SL 83 3-2 34 1B 2B 3-H				3	1	1	1	0	0	0
34 Bryce Harper, L (1, 9) OBP: 0.377, SLG: 0.445	B SI 93 B FF 92 C FF 94 F CH 88 X SI 95 2-2 G6-3			B SL 81 F FF 94 X SI 94 1-1 L9		B SI 95 B SI 94 C SI 95 B SI 95 F SI 95 X SI 96 3-2 25 HBP 2-H 1B				3	0	1	1	0	0	0
25 Clint Robinson, L (1, 3) OBP: 0.302, SLG: 0.339 10 Stephen Drew, L (7, 5) OBP: 0.331, SLG: 0.545		B SI 92 F FF 92 X FF 93 1-1 40 G6-4-3 1B		B FF 94 C SL 81 F FF 93 S SL 83 1-3 K		B SI 94 S SL 88 1 SAFE F SI 94 H SI 95 2-2 1-2 HBP				2 0	0 0	1 0	0 0	0 0	1 0	0 0
40 Wilson Ramos, R (1, 2) OBP: 0.351, SLG: 0.490		B CU 78 C SL 82 B FF 93 X SI 92 2-1 G6-4-3 1-2f			B CU 78 X FF 92 1-0 9 G4-6-3 1B	C ST 83 S ST 83 S ST 83 0-3 K				3	0	1	0	0	1	3
9 Ben Revere, L (1, 8) OBP: 0.261, SLG: 0.303		B SI 93 X FF 93 1-0 G6-3			B FF 92 B SI 92 X FF 93 2-0 G4-6-3 1-2f		C FF 95 F FF 95 B SL 84 F FF 96 X FF 96 1-2 G4-3			3	0	0	0	0	0	1
8 Danny Espinosa, S (1, 6) OBP: 0.311, SLG: 0.377			C SI 93 X FF 93 0-1 P6		C CU 78 B SL 83 S CH 87 S SL 83 1-3 K		B SL 82 F FF 96 S FF 95 F FF 96 C SL 81 1-3 K			3	0	0	0	0	2	0
1 Wilmer Difo, S (1, 5) OBP: 0.326, SLG: 0.325 26 Trevor Gott, R (7, 1) 33 Matt Grace, L (7, 1)			M FF 93 B SL 80 X FF 93 1-1 G3			B SL 79 B SI 93 B FF 93 C FF 91 X FF 92 3-1 L8	B FF 95 C SL 82 X FS 82 1-1 11 FC5-4 1B			3 0 0	0 0 0	1 0 0	0 0 0	0 0 0	0 0 0	0 0 0
41 Joe Ross, R (1, 1) OBP: 0.325, SLG: 0.324 49 Reynaldo López, R (4, 1) OBP: 0.111, SLG: 0.111 48 Brian Goodwin, L (6, PH) OBP: 0.309, SLG: 0.400 53 Rafael Martin, R (6, 1) 23 Marc Rzepczynski, L (6, 1) 11 Ryan Zimmerman, R (6, 3) OBP: 0.268, SLG: 0.365			X FF 94 0-0 7 WP 1B			B CU 77 C SI 93 X SI 93 1-1 L7	F FF 96 C SL 80 B SL 80 D SL 82 F FF 97 X SL 82 2-2 FC5-4 1-2f			1 0 1 0 0 1	0 0 0 0 0 0	1 0 0 0 0 1	0 0 0 0 0 1	0 0 0 0 0 0	0 0 0 0 0 0	0 0 0 0 0 1
Inning Stats	R: 0 E: 0 K: 0 S: 7 H: 0 LOB: 0 BB: 0 P: 10	R: 0 E: 0 K: 0 S: 5 H: 1 LOB: 0 BB: 0 P: 9	R: 0 E: 0 K: 0 S: 6 H: 1 LOB: 1 BB: 0 P: 8	R: 0 E: 0 K: 1 S: 9 H: 0 LOB: 0 BB: 0 P: 14	R: 0 E: 0 K: 1 S: 5 H: 1 LOB: 0 BB: 0 P: 9	R: 2 E: 0 K: 1 S: 16 H: 3 LOB: 2 BB: 0 P: 29	R: 0 E: 0 K: 1 S: 14 H: 1 LOB: 1 BB: 0 P: 19			1B: 5 2B: 1 3B: 1 HR: 0 SF: 0 SAC: 0 DP: 2 HBP: 1				WP: 1 PB: 0 SB: 0 CS: 0 PA: 27		

	AB	26
	R	2
	H	7
	RBI	2
	BB	0
	SO	4
	LOB	6

PITCHER		IP	WLS	BF	H	R	ER	SO	BB	IBB	HBP	BLK	WP	HR	S	P	ERA	WHIP
37 Matt Wisler, R ERA: 4.93	(1, 1)	5.2	W	20	5	2	2	2	0	0	0	0	1	0	40	66	3.18	0.882
46 Ian Krol, L ERA: 3.35	(6, 1)	0.0		2	1	0	0	0	0	0	1	0	0	0	5	10	∞	∞
50 Chaz Roe, R ERA: 3.76	(6, 1)	0.1	H	1	0	0	0	1	0	0	0	0	0	0	3	3	0.00	0.000
68 Shae Simmons, R ERA: 1.35	(7, 1)	1.0		4	1	0	0	1	0	0	0	0	0	0	14	19	0.00	1.000

PITCHER		IP	WLS	BF	H	R	ER	SO	BB	IBB	HBP	BLK	WP	HR	S	P	ERA	WHIP

Batter	1	2	3	4	5	6	7	8	9	AB	R	H	RBI	BB	SO	LOB
11 Ender Inciarte, L (1, 8) OBP: 0.351, SLG: 0.386	X SI 94 0-0 ① L7		C SI 93 B SI 93 C CH 87 F SL 84 F SL 82 B SI 95 B SI 94 F CH 88 X SI 95 3-2 5 1B 13 1B 1B	B FF 95 S CU 77 F FF 96 F FF 96 B CU 79 S CU 78 2-3 ② K		B SI 89 B SI 90 L SI 90 X SI 91 2-1 ① SH5-4 1-2 2-3				3	0	1	0	0	1	1
13 Adonis García, R (1, 5) OBP: 0.315, SLG: 0.409	C SL 85 F SI 94 S SL 85 0-3 ② K		F SL 87 F SI 94 B SL 80 X SL 86 1-2 5 1B 1B 1-2	F FF 97 B FF 97 X CU 79 1-1 5 WP 1B 3-H		C SI 92 F SL 86 X SL 83 0-2 5 2B 1B 2-H 3-H				4	1	3	3	0	1	0
5 Freddie Freeman, L (1, 3) OBP: 0.394, SLG: 0.557	S SL 84 F CH 86 B SL 86 T SI 95 1-2 ③ K		B CH 85 S SL 83 X SI 91 1-1 1B 1-2 2-3	S CH 85 B CH 86 I IN 75 I IN 74 I IN 74 4-1 IBB 1-2		B SI 92 S SL 84 X SI 90 1-1 22 G4-3 2B 1-H				3	0	2	1	1	1	0
27 Matt Kemp, R (1, 7) OBP: 0.305, SLG: 0.494		B SI 93 C SL 86 B SL 86 X SI 94 2-1 25 F8 22 1B 8 1B 1B X SL 85 0-0 ① F9 C FF 94 X FF 94 0-1 ③ F9				I IN 84 I IN 86 I IN 84 I IN 85 4-0 22 G4-3 IBB				3	1	1	0	1	0	5
22 Nick Markakis, L (1, 9) OBP: 0.347, SLG: 0.404		B SI 93 C SI 93 X CH 86 1-1 8 1B 1-2 1B C SI 92 F SL 84 S SL 84 0-3 ② K			B CU 74 B FF 95 C FF 94 B FF 97 F FF 96 T FF 97 3-2 ① K	B SI 90 C SI 91 D SL 84 B SI 91 C SI 91 X SI 91 3-2 ② ③ G4-3 1-2 2-3				4	0	1	0	0	2	5
25 Tyler Flowers, R (1, 2) OBP: 0.366, SLG: 0.420		B SI 92 F SL 85 F SI 94 D SL 86 X CH 86 2-2 ① F8 2-3 X SL 84 0-0 ③ P4			B FF 97 B CU 78 T FF 94 X FF 95 2-1 ② G6-3		B FF 93 F SI 93 X CU 76 1-1 2B			4	0	1	0	0	0	5
8 Jace Peterson, L (1, 4) OBP: 0.359, SLG: 0.385		F SL 86 B SI 93 X SL 85 1-1 1B 1-2 3-H		C FF 96 B FF 97 B CU 78 S FF 96 B FF 97 F FF 96 B FF 97 4-2 2 2B BB	B FF 97 B CH 85 C FF 96 F FF 97 B FF 97 C FF 96 3-3 ③ K		B SI 92 B CH 91 F SI 91 L SI 91 F SI 93 B CU 76 F SI 92 S SI 93 3-3 ① K			3	1	1	1	1	2	1
2 Dansby Swanson, R (1, 6) OBP: 0.347, SLG: 0.411		C SI 92 F SL 86 S SI 94 0-3 ② K		1 SAFE B CU 76 F FF 94 B FF 96 F FF 94 B FF 96 F FF 95 X FF 96 3-2 37 SH1-4 13 1B 2B 1-H		C FF 88 B SL 79 C SL 80 B FF 88 F SL 80 B SL 78 B SL 80 4-2 11 SH5-4 64 1B 13 1B BB		F FF 93 F SI 92 C CU 78 0-3 ② K		3	2	1	1	1	2	3
37 Matt Wisler, R (1, 1) OBP: 0.133, SLG: 0.136 46 Ian Krol, L (6, 1) 50 Chaz Roe, R (6, 1) 64 Emilio Bonifácio, S (6, PH) OBP: 0.229, SLG: 0.156 68 Shae Simmons, R (7, 1) 32 Rio Ruiz, L (7, PH)		S SL 85 B SL 85 C SI 93 S SL 85 1-3 ③ K		X FF 92 0-0 ① SH1-4 2-3		1 SAFE L SI 90 X SL 84 0-1 11 SH5-4 13 1B 1B 1-2		0-0		1 0 0 0 0 1 2 0 0 0 0 0 0 0 0 0 0 0 0 0 0 1 1 1 0 0 0 0 0 0 0 0 0 0 0 1 0 0 0 0 0 1						
Inning Stats	R: 0 E: 0 K: 2 S: 7 H: 0 LOB: 0 BB: 0 P: 8	R: 1 E: 0 K: 2 S: 15 H: 3 LOB: 2 BB: 0 P: 22	R: 0 E: 0 K: 1 S: 16 H: 3 LOB: 3 BB: 0 P: 21	R: 2 E: 0 K: 1 S: 17 H: 2 LOB: 2 BB: 2 P: 31	R: 0 E: 0 K: 2 S: 8 H: 0 LOB: 0 BB: 0 P: 16	R: 3 E: 0 K: 0 S: 15 H: 3 LOB: 2 BB: 2 P: 29	R: 0 E: 0 K: 2 S: 10 H: 1 LOB: 1 BB: 0 P: 14			1B: 9 2B: 3 3B: 0 HR: 0 SF: 0 SAC: 2 DP: 0 HBP: 0				WP: 1 PB: 0 SB: 0 CS: 0 PA: 36		

PITCHER		IP	WLS	BF	H	R	ER	SO	BB	IBB	HBP	BLK	WP	HR	S	P	ERA	WHIP
41 Joe Ross, R ERA: 3.48	(1, 1)	3.0	L	15	6	1	1	5	0	0	0	0	0	0	38	51	3.00	2.000
49 Reynaldo López, R ERA: 5.24	(4, 1)	2.0		10	2	2	2	3	1	1	0	0	1	0	25	47	9.00	1.500
53 Rafael Martín, R ERA: 5.4	(6, 1)	0.0		1	0	1	1	0	1	0	0	0	0	0	3	7	∞	∞
23 Marc Rzepczynski, L ERA: 2.78	(6, 1)	1.0		6	3	2	2	0	0	1	0	0	0	0	12	22	18.00	3.000
26 Trevor Gott, R ERA: 2.08	(7, 1)	0.2		3	1	0	0	2	0	0	0	0	0	0	10	14	0.00	1.500

PITCHER		IP	WLS	BF	H	R	ER	SO	BB	IBB	HBP	BLK	WP	HR	S	P	ERA	WHIP
33 Matt Grace, L ERA:	(7, 1)	0.0		1	0	0	0	0	0	0	0	0	0	0	0	0	∞	∞

BOTTOM

Washington Nationals @ Atlanta Braves

Turner Field, Atlanta, GA

Sun Sep 18 2016, 1:37 PM - 5:20 PM EDT
Att. 37,296 - Overcast - 75 F

livebaseballscorecards.com

AB	30
R	6
H	12
RBI	6
BB	4
SO	10
LOB	23

Batter	1	2	3	4	5	6	7	8	9	AB	R	H	RBI	BB	SO	LOB
7 Trea Turner, R (1, 8) OBP: 0.371, SLG: 0.581	B FF 92 C FF 92 B CU 73 F SI 91 F FF 92 S FF 92 2-3 ① K			C SI 89 X CH 82 0-1 ① G6-3	B SL 81 X FF 92 1-0 ③ G6-3			S SL 82 X FF 96 0-1 ① P4		4	0	0	0	0	1	1
28 Jayson Werth, R (1, 7) OBP: 0.335, SLG: 0.423	B FF 92 C FF 92 C SL 86 S FF 92 1-3 ② K			B CU 71 B FF 91 C CH 84 F SL 85 F FF 92 X SL 84 2-2 ② G1-6-3		C FF 98 X CH 90 0-1 6 G5-4-3 1B		B FF 96 B FF 95 S FF 96 F FF 96 F SL 83 S FF 96 2-3 ② K		4	0	1	0	0	2	0
6 Anthony Rendon, R (1, 5) OBP: 0.352, SLG: 0.454	X FF 92 0-0 ③ P6			B FF 91 C SI 90 C SL 85 X FF 92 1-2 ③ G4-3		C FF 96 1 SAFE X FF 98 0-1 ①② G5-4-3 1-2f		C SL 82 X FF 96 0-1 ③ G6-3		4	0	0	0	0	0	1
40 Wilson Ramos, R (1, 2) OBP: 0.353, SLG: 0.492 3 Michael Taylor, R (9, PR) OBP: 0.269, SLG: 0.365		X SI 90 0-0 11 G5-4-3 1B			B SL 83 X FF 90 1-0 ① L8	B CU 90 X FF 97 1-0 ③ F8			B SL 81 X FF 92 1-0 11 FC4-5 2B	4 0	0 0	2 0	0 0	0 0	0 0	0 0
11 Ryan Zimmerman, R (1, 3) OBP: 0.270, SLG: 0.366		C SI 90 X CU 74 0-1 ①② G5-4-3 1-2f			C FF 90 B SI 91 C CH 84 B FF 92 B FF 91 X FF 90 3-2 14 1B 8 HR 1B		B SI 92 C SI 92 B CH 83 B CH 84 X SI 94 3-1 8 SH2-3 14 1B 1B		C FF 94 B SL 81 B FF 92 X SL 80 2-1 ① FC4-5 2-3	4	1	2	0	0	0	2
14 Chris Heisey, R (1, 9) OBP: 0.293, SLG: 0.462 34 Bryce Harper, L (9, PH) OBP: 0.377, SLG: 0.444		C FF 91 X SL 84 0-1 ③ G2-3			B CU 73 S FF 90 F SL 85 B FF 91 F CU 75 X CH 84 2-2 8 HR 1-3 1B		B SI 94 S SI 94 X CH 83 1-1 8 SH2-3 1-2 1B		B FF 92 X SI 92 1-0 ② F7	3 1	1 0	2 0	0 0	0 0	0 0	0 2
8 Danny Espinosa, S (1, 6) OBP: 0.312, SLG: 0.384 20 Daniel Murphy, L (9, PH) OBP: 0.391, SLG: 0.597			C FF 90 S SL 84 B FF 91 F FF 91 B CU 76 S SL 85 2-3 ① K		S CH 83 D CU 73 S CH 82 B FF 90 B CH 84 X FF 90 3-2 1-H 3-H HR		X CH 82 0-0 ① SH2-3 1-2 2-3		B CH 86 B SI 92 F SL 80 B CU 76 X FF 90 3-1 ③ F9	2 1	1 0	1 0	3 0	0 0	1 0	0 2
1 Wilmer Difo, S (1, 4) OBP: 0.333, SLG: 0.333 10 Stephen Drew, L (7, PH) OBP: 0.328, SLG: 0.540 (7, 4)			B CU 74 B FF 90 F FF 92 S SI 90 X FF 92 2-2 ② P4		B FF 92 B CH 84 S FF 91 F FF 90 B FF 92 X FF 91 3-2 E8 1B		C CH 84 C SI 95 F CH 85 B SI 96 S CH 84 1-3 ② K			2 1	0 0	1 0	0 0	0 1	0 2	0 2
22 A.J. Cole, R (1, 1) 9 Ben Revere, L (5, PH) OBP: 0.261, SLG: 0.302 38 Mat Latos, R (5, 1) OBP: 0.200, SLG: 0.800 45 Blake Treinen, R (6, 1) 25 Clint Robinson, L (7, PH) OBP: 0.300, SLG: 0.337 32 Koda Glover, R (7, 1)			B FF 91 B FF 91 C FF 91 F FF 91 F FF 92 B SL 83 X FF 90 3-2 ③ L8		C FF 91 X SL 80 0-1 ② G5-3		B CH 85 S CH 85 B CH 84 F CH 84 S SI 97 2-3 ③ K			1 1 0 0 1 0	0 0 0 0 0 0	0 0 0 0 0 0	0 0 0 0 0 1	0 0 0 0 1 0	0 1 0 0 2 0	0 1 0 0 2 0

TOP

Washington Nationals @ Miami Marlins

Marlins Park, Miami, FL

Mon Sep 19 2016, 7:13 PM - 10:01 PM EDT

Att. 17,214 - Roof Closed - 80 F

livebaseballscorecards.com

AB	33
R	3
H	9
RBI	3
BB	0
SO	6
LOB	13

Inning Stats	1	2	3	4	5	6	7	8	9
	R: 0 E: 0 K: 2 S: 8	H: 0 LOB: 0 BB: 0 P: 11	R: 0 E: 0 K: 0 S: 5	H: 1 LOB: 0 BB: 0 P: 5	R: 0 E: 0 K: 1 S: 11	H: 0 LOB: 0 BB: 0 P: 18	R: 0 E: 0 K: 0 S: 9	H: 0 LOB: 0 BB: 0 P: 12	R: 3 E: 1 K: 0 S: 17	H: 4 LOB: 1 BB: 0 P: 30	R: 0 E: 0 K: 0 S: 5	H: 1 LOB: 0 BB: 0 P: 6	R: 0 E: 0 K: 2 S: 12	H: 2 LOB: 2 BB: 0 P: 19	R: 0 E: 0 K: 1 S: 8	H: 0 LOB: 0 BB: 0 P: 10	R: 0 E: 0 K: 0 S: 6	H: 1 LOB: 2 BB: 0 P: 13

| | | |

BOTTOM

Washington Nationals @ Miami Marlins

Marlins Park, Miami, FL

Mon Sep 19 2016, 7:13 PM - 10:01 PM EDT

Att. 17,214 - Roof Closed - 80 F

livebaseballscorecards.com

Batter	1	2	3	4	5	6	7	8	9	AB	R	H	RBI	BB	SO	LOB
9 Dee Strange-Gordon, L (1, 4) OBP: 0.290, SLG: 0.316	F FF 92 X FF 90 0-1 L8 ①		C CU 74 B SI 89 F SL 81 F FF 89 F SL 82 X FF 90 1-2 G4-3 ②		B FF 92 B FF 88 B FF 92 C FF 92 C FF 92 X FF 93 3-2 L7 ①	1 SAFE F SI 95 1 SAFE C SL 85 B SL 87 F FF 94 S SI 96 1-3 K ③				4	0	0	0	0	1	1
13 Marcell Ozuna, R (1, 7) OBP: 0.321, SLG: 0.466	F FF 92 B FF 92 C SL 82 F FF 91 F SL 81 B FF 92 X FF 91 2-2 L9 ②		S SL 82 B FF 91 X FF 91 1-1 21 2B 3B		C SL 86 B FF 90 F SL 86 B FS 82 F SL 84 F FC 94 S FS 82 2-3 K ②		B SL 91 C SI 97 T SL 91 F SL 89 F SI 98 F SL 90 F CU 81 F SL 92 F SI 98 1-2 X SL 90 F9 ①			4	1	1	0	0	1	0
14 Martín Prado, R (1, 5) OBP: 0.366, SLG: 0.420	C FF 93 B SL 84 S SL 83 X FF 91 1-2 F8 ③		C SL 82 F FF 91 D SL 82 D SL 82 B SL 82 B FF 92 4-2 21 2B BB		C FC 92 B FC 87 F SL 84 X FS 81 1-2 2B		C SI 97 C SL 90 B SL 91 X SI 98 1-2 G4-3 ②			3	0	1	0	1	0	0
21 Christian Yelich, L (1, 8) OBP: 0.375, SLG: 0.481		C FF 92 S CU 77 F FF 91 C FF 90 0-3 K ①	D CH 85 X FF 90 1-0 1-3 3-H 2B		B SL 88 B FC 91 X FF 88 2-0 G3-1 ③		F SI 96 F CU 82 C SL 90 0-3 K ③			4	0	1	1	0	2	1
27 Giancarlo Stanton, R (1, 9) OBP: 0.331, SLG: 0.497 77 Yefri Pérez, S (6, PR) 56 Fernando Rodney, R (7, 1) 46 Kyle Barraclough, R (8, 1) 12 Chris Johnson, R (8, PH) OBP: 0.280, SLG: 0.329 (9, 3)		C SL 82 B FF 90 C FF 92 F SL 83 B FF 92 B FF 91 X SL 84 3-2 HR	B SL 83 B FF 90 B SI 90 F SI 90 S FF 90 F FF 91 F FF 91 X SL 82 3-2 G6-3 ③		B SL 88 B FC 91 B FC 90 B FC 92 4-0 41 1B 32 2B BB			C SI 96 F SL 89 X CU 80 0-2 L6 ①		2 0 0 0 1	1 1 0 0 0	1 0 0 0 0	1 0 0 0 0	0 0 0 0 0	0 0 0 0 0	2 0 0 0 0
41 Justin Bour, L (1, 3) OBP: 0.342, SLG: 0.488 68 Destin Hood, R (8, PR) OBP: 0.154, SLG: 0.231 44 AJ Ramos, R (9, 1)		B FF 91 B SI 92 S CH 85 B FF 91 F FF 92 B FF 90 4-2 3 FC6-4 BB	B FF 89 F FF 88 S SL 80 X FF 88 1-2 F8 ①		1 SAFE 1 SAFE X CH 86 0-0 32 2B 51 FC4-2-6-5 1-2 1B			B SI 96 C SL 89 C SL 90 X SL 89 1-2 E1 11 CS		3 0 0	1 0 0	1 0 0	0 0 0	1 0 0	0 0 0	0 0 0
11 J.T. Realmuto, R (1, 2) OBP: 0.351, SLG: 0.437		B FF 91 C SL 83 B FF 90 C FF 91 B FF 91 X FF 92 3-2 F9 ②	B SL 82 X SL 80 1-0 E6 1B		L SL 85 C FC 91 B FC 92 X FF 93 1-2 L3 ①			B SL 92 B SI 96 F SI 96 F SI 96 B SL 90 F SL 90 S SI 96 3-3 1-2 K ②③		4	0	1	0	0	1	4
3 Adeiny Hechavarría, R (1, 6) OBP: 0.286, SLG: 0.312 32 Derek Dietrich, L (6, PH) OBP: 0.375, SLG: 0.420 19 Miguel Rojas, R (7, 6) OBP: 0.276, SLG: 0.314		X FF 90 0-0 FC6-4 1-2f ③	B FF 89 C SL 80 C FF 90 B FF 88 S SL 80 2-3 K ②		B SL 87 B SI 95 X SI 95 2-0 51 FC4-2-6-5 1-3 2-H 2B					2 1 0	0 0 0	0 1 0	0 1 0	0 0 0	1 0 0	2 0 0
54 Wei-Yin Chen, R (1, 1) 64 Nick Wittgren, R (5, 1) 49 Brian Ellington, R (6, 1) 51 Ichiro Suzuki, L (6, PH) OBP: 0.359, SLG: 0.383 (7, 9)			C CH 83 S FF 84 C SL 82 0-3 K ①	F FF 88 F FF 88 X SL 82 0-2 G5-3 ③	S SL 88 D SL 88 T FF 96 F FF 96 F SI 97 X SL 88 1-2 FC4-2-6-5 2-2 3-H					2 0 0 1	0 0 0 0	0 0 0 1	0 0 0 0	1 0 0 0	1 0 0 2	1 0 0 2
Inning Stats	R: 0 E: 0 K: 0 S: 10 H: 0 LOB: 0 BB: 0 P: 13	R: 1 E: 0 K: 1 S: 14 H: 1 LOB: 1 BB: 1 P: 24	R: 1 E: 0 K: 1 S: 18 H: 2 LOB: 2 BB: 1 P: 28	R: 0 E: 1 K: 1 S: 10 H: 1 LOB: 1 BB: 0 P: 14	R: 0 E: 0 K: 1 S: 12 H: 1 LOB: 1 BB: 0 P: 20	R: 2 E: 0 K: 1 S: 14 H: 2 LOB: 1 BB: 1 P: 23	R: 0 E: 0 K: 1 S: 15 H: 0 LOB: 0 BB: 0 P: 17	R: 0 E: 1 K: 1 S: 10 H: 0 LOB: 1 BB: 0 P: 14		1B: 2 2B: 4 3B: 1 HR: 1 SF: 0 SAC: 0 DP: 1 HBP: 0			WP: 0 PB: 0 SB: 0 CS: 1 PA: 34		

	AB	31
	R	4
	H	7
	RBI	4
	BB	3
	SO	7
	LOB	13

MIAMI

PITCHER		IP	WLS	BF	H	R	ER	SO	BB	IBB	HBP	BLK	WP	HR	S	P	ERA	WHIP
22 A.J. Cole, R ERA: 4.68	(1, 1)	4.0		18	4	2	2	3	2	0	0	0	0	1	52	79	4.50	1.500
38 Mat Latos, R ERA: 4.74	(5, 1)	1.1	L	7	2	2	2	1	1	0	0	0	0	0	16	29	13.50	2.250
45 Blake Treinen, R ERA: 2.27	(6, 1)	0.2	B	3	1	0	0	1	0	0	0	0	0	0	10	14	0.00	1.500
32 Koda Glover, R ERA: 4.26	(7, 1)	2.0		6	0	0	0	2	0	0	0	0	0	0	25	31	0.00	0.000

PITCHER	IP	WLS	BF	H	R	ER	SO	BB	IBB	HBP	BLK	WP	HR	S	P	ERA	WHIP

Batter	1	2	3	4	5	6	7	8	9	AB	R	H	RBI	BB	SO	LOB
7 Trea Turner, R (1, 8) OBP: 0.366, SLG: 0.572	F FF 92 B FF 96 S CU 84 B FF 97 X CU 85 2-2 ① G6-3		F SI 96 F CU 85 F SI 98 F FF 98 X FF 98 0-2 ③ G4-3			S CU 84 S CH 86 B CU 86 S CU 86 1-3 ③ K			C SL 90 C FF 93 X SL 89 0-2 ① G1-3	4	0	0	0	0	1	0
10 Stephen Drew, L (1, 4) OBP: 0.333, SLG: 0.547 9 Ben Revere, L (9, PR) OBP: 0.261, SLG: 0.302	B FF 94 F FF 94 B CH 87 B CH 86 X FF 95 3-1 2B			B CH 87 C CH 88 B CU 82 F FF 95 F FF 96 B CU 86 S CH 88 3-3 ① K			C FF 95 B CU 84 S CH 88 B CH 88 C FF 95 2-3 ① K		B SL 89 F FF 93 F SL 90 B SI 94 B SI 93 X FC 90 3-2 6 FC4 1B	4	0	2	0	0	2	0
										0	0	0	0	0	0	0
34 Bryce Harper, L (1, 9) OBP: 0.374, SLG: 0.441	C FF 95 F FF 96 B FF 96 F FF 96 X CU 85 1-2 ② F7			F FF 95 B SI 97 C FF 98 B CH 89 X CH 91 2-2 ② L8			B FF 95 C CU 85 F FF 96 B FF 93 F FF 98 X CU 87 2-2 ② L8		1 SAFE C SL 89 1 SAFE C FC 90 F FF 94 C SL 90 0-3 ② K	4	0	0	0	0	1	2
6 Anthony Rendon, R (1, 5) OBP: 0.350, SLG: 0.450	C CU 86 B CU 84 B FF 96 X CU 86 2-1 ③ P5			F FF 97 F FF 97 S FF 98 0-3 ③ K			X CU 85 0-0 ③ G5-3		C FF 93 B FF 94 X FC 94 1-1 ③ FC4 1-2f	4	0	0	0	0	1	2
25 Clint Robinson, L (1, 3) OBP: 0.296, SLG: 0.331		B CH 87 B FF 93 X FF 94 2-0 ① F7			B FF 94 B FF 94 X CH 86 2-0 ① L9			C FF 96 F FF 95 B CH 90 B CU 83 S CU 84 2-3 ① K		3	0	0	0	0	1	0
40 Wilson Ramos, R (1, 2) OBP: 0.352, SLG: 0.491 3 Michael Taylor, R (8, PR) OBP: 0.269, SLG: 0.365 29 Pedro Severino, R (8, 2) OBP: 0.478, SLG: 0.579		B CU 84 B CU 83 F FF 94 C CU 84 F FF 98 S CU 85 2-3 ② K			B FF 96 S FF 97 F CH 86 B FF 98 F FF 98 C FF 98 2-3 ② K			X CU 84 0-0 48 1B 1B		3	0	1	0	0	2	0
										0	0	0	0	0	0	0
										0	0	0	0	0	0	0
48 Brian Goodwin, L (1, 7) OBP: 0.310, SLG: 0.393		C FF 96 S CH 90 B FF 97 S CH 91 1-3 ③ K			B CH 90 F CH 88 C FF 97 S FF 98 1-3 ③ K			S CH 88 X CH 88 0-1 1-3 1B		3	0	1	0	0	2	0
8 Danny Espinosa, S (1, 6) OBP: 0.310, SLG: 0.382			C FF 92 B CH 88 S CH 88 S FF 96 1-3 ① K			X CH 87 0-0 ① B2-3		F FF 95 F FF 95 B FF 96 S CH 91 1-3 ② K		3	0	0	0	0	2	2
57 Tanner Roark, R (1, 1) OBP: 0.182, SLG: 0.145 20 Daniel Murphy, L (8, PH) OBP: 0.391, SLG: 0.596 27 Shawn Kelley, R (8, 1)			F FF 94 B FF 97 X FF 94 1-1 ② G6-3			B FF 95 B FF 92 C FF 92 F FF 94 B CU 84 C CU 84 3-3 ② K		C FF 96 B FF 95 F FF 96 X CH 91 1-2 ③ G4-3		2	0	0	0	0	1	0
										1	0	0	0	0	0	2
										0	0	0	0	0	0	0

Washington Nationals @ Miami Marlins

Marlins Park, Miami, FL

Tue Sep 20 2016, 7:12 PM - 9:21 PM EDT

Att. 17,961 - Roof Closed - 77 F

TOP

livebaseballscorecards.com

AB	31
R	0
H	4
RBI	0
BB	0
SO	13
LOB	8

Inning Stats	1	2	3	4	5	6	7	8	9
	R: 0 E: 0 K: 0 S: 11	H: 1 LOB: 1 BB: 0 P: 19	R: 0 E: 0 K: 2 S: 8	H: 0 LOB: 0 BB: 0 P: 13	R: 0 E: 0 K: 1 S: 10	H: 0 LOB: 0 BB: 0 P: 12	R: 0 E: 0 K: 2 S: 10	H: 0 LOB: 0 BB: 0 P: 15	R: 0 E: 0 K: 2 S: 8	H: 0 LOB: 0 BB: 0 P: 13	R: 0 E: 0 K: 2 S: 7	H: 0 LOB: 0 BB: 0 P: 11	R: 0 E: 0 K: 1 S: 8	H: 0 LOB: 0 BB: 0 P: 12	R: 0 E: 0 K: 2 S: 12	H: 2 LOB: 2 BB: 0 P: 16	R: 0 E: 0 K: 1 S: 12	H: 1 LOB: 1 BB: 0 P: 16

| | | | | | | | | | |

Batter	1	2	3	4	5	6	7	8	9	AB	R	H	RBI	BB	SO	LOB
9 Dee Strange-Gordon, L (1, 4) OBP: 0.290, SLG: 0.315	C SI 92 B SI 92 C SI 92 B SI 92 X SL 87 2-2 ① G3		F SI 93 X SI 93 0-1 14 BB 13 BB 1B		L SI 93 B CH 85 L CH 86 S SI 92 1-3 ② K			B FF 91 F SL 84 C FF 92 B SL 83 B SL 83 F FF 92 S FF 92 3-3 ① K		4	0	1	0	0	2	0
13 Marcell Ozuna, R (1, 7) OBP: 0.321, SLG: 0.463	S SL 88 C FF 94 B SL 87 S SL 88 1-3 ② K		1 SAFE B SI 93 1 SAFE 1 SAFE D SL 86 B FF 93 B SI 94 4-0 14 BB 1-2 BB		X SI 94 0-0 ③ G4-3			F FF 93 C SL 85 S SL 86 0-3 ② K		3	0	0	0	1	2	0
14 Martín Prado, R (1, 5) OBP: 0.365, SLG: 0.418	C SI 93 F FF 94 F SI 94 X SI 95 0-2 ③ L4		B SI 93 S SL 87 B SI 94 B SI 93 B SI 93 4-1 1-2 2-3 BB			C SI 93 B CU 76 F SL 87 B FF 94 F SL 87 X SL 87 2-2 ① G6-3		C FF 93 X FF 94 0-1 ③ F9		3	0	0	0	1	0	0
21 Christian Yelich, L (1, 8) OBP: 0.375, SLG: 0.480		B FF 93 X SI 93 1-0 1B	B FF 92 C CH 84 X SI 92 1-1 ③ L6			X SI 92 0-0 ② L7				3	0	1	0	0	0	3
27 Giancarlo Stanton, R (1, 9) OBP: 0.333, SLG: 0.505 51 Ichiro Suzuki, L (7, 9) OBP: 0.359, SLG: 0.383		F SI 92 C SI 94 X SI 94 0-2 ① F9		B SI 91 C SI 92 B FF 93 F SI 92 F SL 87 B SI 93 B SI 94 4-2 41 FC4-6 BB		F SI 93 X SI 94 0-1 HR				2 0	1 0	1 0	1 0	1 0	0 0	1 0
41 Justin Bour, L (1, 3) OBP: 0.338, SLG: 0.482 19 Miguel Rojas, R (8, 3) OBP: 0.276, SLG: 0.314		B FF 92 B CH 83 X SI 93 2-0 ② L9		X CH 84 0-0 ① FC4-6 11 FC6-4 1-2f		C FF 92 X SL 87 0-1 ③ G4-3				3 0	0 0	0 0	0 0	0 0	0 0	2 0
11 J.T. Realmuto, R (1, 2) OBP: 0.349, SLG: 0.434		S SI 93 1 SAFE F SL 87 F SI 92 B FF 92 X SI 93 1-2 ③ P3		B SI 92 X SI 92 1-0 ② FC6-4 1-2f			B SL 86 B SL 86 X SI 92 2-0 ① G6-3			3	0	0	0	0	0	2
3 Adeiny Hechavarría, R (1, 6) OBP: 0.284, SLG: 0.310			C SI 92 X SL 87 0-1 ① G6-3	C SL 85 X SL 85 0-1 ③ G4-3			B FF 92 B FF 92 X SI 92 2-0 ② L8			3	0	0	0	0	0	1
José Fernández, R (1, 1) OBP: 0.264, SLG: 0.288 35 David Phelps, R (9, 1) OBP: 0.182, SLG: 0.182			C SI 93 B SI 92 C SI 92 C SI 94 1-3 ② K		C SI 92 S SI 92 S SI 93 0-3 ① K		S FF 93 S FF 94 S SL 88 0-3 ③ K			3 0	0 0	0 0	0 0	0 0	3 0	0 0
Inning Stats	R: 0 E: 0 K: 1 S: 10 H: 0 LOB: 0 BB: 0 P: 13	R: 0 E: 0 K: 0 S: 9 H: 1 LOB: 1 BB: 0 P: 13	R: 0 E: 0 K: 1 S: 10 H: 1 LOB: 3 BB: 2 P: 20	R: 0 E: 0 K: 0 S: 7 H: 0 LOB: 1 BB: 1 P: 12	R: 0 E: 0 K: 2 S: 7 H: 0 LOB: 0 BB: 0 P: 8	R: 1 E: 0 K: 0 S: 9 H: 1 LOB: 0 BB: 0 P: 11	R: 0 E: 0 K: 1 S: 5 H: 0 LOB: 0 BB: 0 P: 9	R: 0 E: 0 K: 2 S: 9 H: 0 LOB: 0 BB: 0 P: 12		1B: 2 2B: 0 3B: 0 HR: 1 SF: 0 SAC: 0 DP: 0 HBP: 0						

PITCHER	IP	WLS	BF	H	R	ER	SO	BB	IBB	HBP	BLK	WP	HR	S	P	ERA	WHIP
57 Tanner Roark, R (1, 1) ERA: 2.7	7.0	L	27	3	1	1	5	3	0	0	0	0	1	57	86	1.29	0.857
27 Shawn Kelley, R (8, 1) ERA: 2.87	1.0		3	0	0	0	2	0	0	0	0	0	0	9	12	0.00	0.000

PITCHER	IP	WLS	BF	H	R	ER	SO	BB	IBB	HBP	BLK	WP	HR	S	P	ERA	WHIP

BOTTOM

Washington Nationals @ Miami Marlins

Marlins Park, Miami, FL

Tue Sep 20 2016, 7:12 PM - 9:21 PM EDT

Att. 17,961 - Roof Closed - 77 F

livebaseballscorecards.com

AB	27
R	1
H	3
RBI	1
BB	3
SO	7
LOB	9

MIAMI

Washington Nationals @ Miami Marlins

Marlins Park, Miami, FL

Wed Sep 21 2016, 7:14 PM - 10:22 PM EDT

Att. 17,836 - Roof Closed - 77 F

livebaseballscorecards.com

Batter	1	2	3	4	5	6	7	8	9	AB	R	H	RBI	BB	SO	LOB
7 Trea Turner, R (1, 8) OBP: 0.363, SLG: 0.576	C FF 91 F KC 78 B SI 92 B KC 80 F FF 92 B SL 85 X FF 91 3-2 ① F7		2 SAFE B SL 85 X FF 91 1-0 ② G5-3 2-H		C FF 94 X SL 88 0-1 FC6 28 1B 1-3		F SI 94 C CU 78 B SL 85 B CU 78 B FF 94 X SL 85 3-2 HR		C FF 93 B FF 90 B CU 80 X SI 92 2-1 ① G3	5	1	1	1	0	0	1
28 Jayson Werth, R (1, 7) OBP: 0.335, SLG: 0.421	C FF 93 B SL 86 B FF 93 X SL 86 2-1 ② G6-3		C FF 92 B FF 92 C KC 78 B SI 92 F FF 92 F CH 84 B KC 80 S SL 86 3-3 ③ K		C SI 95 1 SAFE B SI 95 X SI 94 1-1 40 FC6-4 1-2 3-H 1B		C SI 95 X SI 94 0-1 ② L9		B SI 92 B FF 94 F FF 93 B SI 93 B FF 93 4-1 34 G4-6-3 BB	4	0	1	1	1	1	0
34 Bryce Harper, L (1, 9) OBP: 0.374, SLG: 0.439	B FF 93 C CH 84 B SL 86 C FF 92 B KC 80 B KC 80 4-2 BB			B FF 90 B SL 84 X SL 85 2-0 6 FC6-4 1B	F SI 96 F SL 88 D SL 88 D CH 88 S SL 86 2-3 ① K		F SI 94 X SI 94 0-1 ③ G6-3		C SI 92 B FF 90 B SL 89 F CH 79 F FF 93 B FF 93 F FF 90 X FF 93 3-2 ②③ G4-6-3 1-2f	4	0	1	0	1	1	3
6 Anthony Rendon, R (1, 5) OBP: 0.349, SLG: 0.449	F FF 91 B SL 84 B SL 83 C SL 85 F FF 92 F KC 79 S FF 92 2-3 ③ K			D SL 83 1 SAFE C FF 90 X FF 90 1-1 ① FC6-4 40 G6-3 1-2f 11 HR	C SL 88 D FF 94 D SL 88 B FF 96 F FF 95 F SL 87 C FF 95 3-3 ② K			X SI 93 0-0 40 2B 1B	4	2	1	0	0	2	4
40 Wilson Ramos, R (1, 2) OBP: 0.352, SLG: 0.491		C KC 78 S SL 84 B FF 92 B FF 92 F KC 78 B KC 80 F SL 86 X SL 86 3-2 ① F8		B FF 91 B FF 91 F SL 85 X SL 85 2-1 ② G6-3 1-2	F FF 94 B SI 95 X SL 88 1-1 ③ FC6-4 1-2f			C SI 93 S SI 94 F SI 95 1 SAFE X CH 83 0-2 10 1B 8 SF7 1-H 2B	4	1	1	1	0	0	3
10 Stephen Drew, L (1, 4) OBP: 0.338, SLG: 0.542		C FF 92 X SI 92 0-1 ② F8		B KC 78 C CH 83 B FF 91 F KC 77 F SL 86 B CH 85 B FF 90 4-2 11 HR BB		C FF 97 C CH 88 C CU 89 F FF 97 B CH 87 X FF 97 2-2 ① F7		C SI 95 B CH 85 D CH 84 F SI 95 B FF 96 X SI 95 3-2 8 SF7 2-3 1B	3	1	1	0	1	0	0
11 Ryan Zimmerman, R (1, 3) OBP: 0.270, SLG: 0.372		F FF 93 C FF 92 B SL 85 B FF 92 X SL 85 2-2 ③ F8		C FF 92 B FF 92 X KC 77 1-1 1-H 2-H HR	C FF 98 B FF 99 B FF 97 C FF 98 F FF 98 F CU 88 B CH 87 S FF 99 3-3 ② K			F SI 94 F SI 96 S FF 96 0-3 ① K	4	1	1	3	0	2	2
8 Danny Espinosa, S (1, 6) OBP: 0.310, SLG: 0.380			B FF 90 B KC 79 C FF 91 M SL 84 B KC 78 F SL 84 B CH 84 4-2 7 E 31 SH3-4 7 E BB	S KC 78 S CH 85 F FF 91 B KC 79 S KC 79 1-3 ③ K	F FF 99 B CH 89 S CH 88 T FF 98 1-2 ③ K			B CH 85 X SI 96 1-0 ② SF7 1-2 3-H	2	1	0	1	1	2	0
31 Max Scherzer, R (1, 1) OBP: 0.188, SLG: 0.179 45 Blake Treinen, R (7, 1) 25 Clint Robinson, L (8, PH) OBP: 0.295, SLG: 0.339 23 Marc Rzepczynski, L (8, 1) 27 Shawn Kelley, R (8, 1) 43 Mark Melancon, R (9, 1)			L FF 89 B FF 91 1 SAFE X FF 89 1-1 ① SH3-4 1-2		B FF 94 B FF 94 C FF 94 S FF 94 F FF 94 X FF 95 2-2 7 E 7 FC6 28 1B 1B		C FF 94 S SI 94 C SL 84 0-3 ① K	F CH 84 B SI 96 B CH 86 X CH 84 2-1 ③ P6	2 1 1 0 0 1 0 0 0 0 0 0 0 0 1 0 0 0 0 0 1 0 0 0 0 0 0 0 0 0 0 0 0 0 0 0 0 0 0 0 0 0						
Inning Stats	R: 0 E: 0 K: 1 S: 13 H: 0 LOB: 1 BB: 1 P: 24	R: 0 E: 0 K: 0 S: 10 H: 0 LOB: 0 BB: 0 P: 15	R: 1 E: 1 K: 1 S: 11 H: 0 LOB: 0 BB: 1 P: 20	R: 3 E: 0 K: 1 S: 15 H: 2 LOB: 0 BB: 1 P: 26	R: 1 E: 1 K: 2 S: 17 H: 2 LOB: 2 BB: 0 P: 26	R: 0 E: 0 K: 2 S: 12 H: 0 LOB: 0 BB: 0 P: 18	R: 1 E: 0 K: 1 S: 10 H: 1 LOB: 0 BB: 0 P: 13	R: 2 E: 0 K: 1 S: 14 H: 3 LOB: 1 BB: 0 P: 20	R: 0 E: 0 K: 0 S: 8 H: 0 LOB: 0 BB: 1 P: 17	1B: 5 2B: 1 3B: 0 HR: 2 SF: 1 SAC: 1 DP: 1 HBP: 0						

AB	33
R	8
H	8
RBI	7
BB	4
SO	9
LOB	14

WP: 0 PB: 0 SB: 0 CS: 0 PA: 39

PITCHER	IP	WLS	BF	H	R	ER	SO	BB	IBB	HBP	BLK	WP	HR	S	P	ERA	WHIP
34 Tom Koehler, R (1, 1) ERA: 4.02	4.0	L	17	2	4	3	3	3	0	0	0	0	1	49	85	6.75	1.250
33 Dustin McGowan, R (5, 1) ERA: 2.95	1.0		6	2	1	0	2	0	0	0	0	0	0	17	26	0.00	2.000
49 Brian Ellington, R (6, 1) ERA: 1.55	1.0		3	0	0	0	2	0	0	0	0	0	0	12	18	0.00	0.000
65 Austin Brice, R (7, 1) ERA: 4.22	1.0		4	1	1	1	1	0	0	0	0	0	1	10	13	9.00	1.000
56 Fernando Rodney, R (8, 1) ERA: 3.47	1.0		6	3	2	2	1	0	0	0	0	0	0	14	20	18.00	3.000

PITCHER	IP	WLS	BF	H	R	ER	SO	BB	IBB	HBP	BLK	WP	HR	S	P	ERA	WHIP
43 Odrisamer Despaigne, R (9, 1) ERA: 5.4	1.0		3	0	0	0	0	1	0	0	0	0	0	8	17	0.00	1.000

BOTTOM

Washington Nationals @ Miami Marlins

Marlins Park, Miami, FL

Wed Sep 21 2016, 7:14 PM - 10:22 PM EDT

Att. 17,836 - Roof Closed - 77 F

livebaseballscorecards.com

Batter	1	2	3	4	5	6	7	8	9	AB	R	H	RBI	BB	SO	LOB
9 Dee Strange-Gordon, L (1, 4) OBP: 0.289, SLG: 0.312	B FF 92 X FF 93 1-0 ① F7		C CH 84 B CH 85 B CU 76 B FF 95 B FF 94 4-1 BB			C FF 91 C CU 76 F SL 87 S CU 77 0-3 ① K		C SI 89 C SL 83 X SL 83 0-2 ① P6		3	0	0	0	1	1	0
51 Ichiro Suzuki, L (1, 9) OBP: 0.355, SLG: 0.379	C FF 94 C SL 86 T SL 87 0-2 ② K		B FF 93 B CH 85 1 SAFE X FF 93 2-0 ③ F7			C FF 93 B FF 93 C FF 94 B CU 78 F FF 94 B CU 76 S SL 87 3-3 ② K		C SI 90 C SI 90 F SL 84 X SL 83 0-2 ② G6-3		4	0	0	0	0	2	1
14 Martín Prado, R (1, 5) OBP: 0.365, SLG: 0.417	C FF 93 C FF 94 F FF 94 B FF 95 X SL 85 1-2 1B			C FF 92 B SL 86 S SL 85 B FF 94 F FF 95 X FF 96 2-2 ① P4		C FF 94 S SL 84 X FF 96 0-2 ③ L9		C SL 82 C FF 93 B SL 83 S SL 84 1-3 ③ K		4	0	1	0	0	1	0
21 Christian Yelich, L (1, 8) OBP: 0.374, SLG: 0.484	B FF 93 C SL 87 B FF 94 X FF 94 2-1 ③ P3			C CH 84 B SL 87 B CH 85 S FF 94 B FF 95 X FF 95 3-2 ② F7			X CU 75 0-0 HR		C FC 91 B FC 92 S FC 92 B FC 91 F KC 82 S FC 91 2-3 ① K	4	1	1	1	0	1	1
13 Marcell Ozuna, R (1, 7) OBP: 0.322, SLG: 0.462		X SL 85 0-0 ① G1-3		B SL 84 B SL 85 S SL 87 B FF 95 X FF 96 3-1 1B			C FF 93 B SL 84 B FF 94 S FF 95 B SL 86 F FF 94 B SL 86 4-2 11 G4-3 32 HR BB		B FF 92 B FC 91 C FC 92 C FF 92 B KC 82 X FC 92 3-2 ② G4-3	3	1	1	0	1	0	0
41 Justin Bour, L (1, 3) OBP: 0.333, SLG: 0.474		C FF 93 S FF 95 F SL 87 B FF 96 B CH 85 F FF 95 S FF 95 2-3 ② K		C FF 94 B FF 95 C FF 94 F SL 88 F FF 95 X FF 95 1-2 ③ F7			C CH 84 F FF 93 F CH 84 X FF 94 0-2 ① P6		C FF 92 B FS 85 B FC 92 C FC 91 S KC 82 2-3 ③ K	4	0	0	0	0	2	2
11 J.T. Realmuto, R (1, 2) OBP: 0.347, SLG: 0.431		B CU 82 C FF 95 F FF 94 B CH 84 S SL 86 2-3 ③ K			X FF 92 0-0 ① G5-3		B SL 84 S FF 94 F FF 94 X SL 85 1-2 ② G4-3 1-2			3	0	0	0	0	1	1
3 Adeiny Hechavarría, R (1, 6) OBP: 0.283, SLG: 0.308 32 Derek Dietrich, L (7, PH) OBP: 0.377, SLG: 0.431 56 Fernando Rodney, R (8, 1) 43 Odrisamer Despaigne, R (9, 1)			S FF 94 S SL 85 B FF 95 S SL 86 1-3 ① K		C FF 92 C SL 85 S FF 94 0-3 ② K		B FF 94 X CH 84 1-0 2-H HR			2 1 0 0	0 1 0 0	0 1 0 0	0 2 0 0	0 0 0 0	2 0 0 0	0 0 0 0
34 Tom Koehler, R (1, 1) OBP: 0.120, SLG: 0.102 33 Dustin McGowan, R (5, 1) 53 Xavier Scruggs, R (5, PH) OBP: 0.323, SLG: 0.345 49 Brian Ellington, R (6, 1) 65 Austin Brice, R (7, 1) 5 Jeff Francoeur, R (7, PH) OBP: 0.299, SLG: 0.387 19 Miguel Rojas, R (8, 6) OBP: 0.276, SLG: 0.314			C FF 93 C FF 94 S SL 85 0-3 ② K		C SL 85 F FF 94 X SL 85 0-2 ③ G5-3		F SI 96 F SI 97 X SL 89 0-2 ③ G5-3			1 0 1 0 0 0 1 0	0 0 0 0 0 0 0 0	0 0 0 0 0 0 0 0	0 0 0 0 0 0 0 0	1 0 0 0 0 0 0 0	0 0 0 0 0 0 0 0	0 0 0 0 0 0 0 0
Inning Stats	R: 0 E: 0 K: 1 S: 10 H: 1 LOB: 1 BB: 0 P: 14	R: 0 E: 0 K: 2 S: 9 H: 0 LOB: 0 BB: 0 P: 13	R: 0 E: 0 K: 2 S: 8 H: 0 LOB: 1 BB: 1 P: 15	R: 0 E: 0 K: 0 S: 14 H: 1 LOB: 1 BB: 0 P: 23	R: 0 E: 0 K: 1 S: 7 H: 0 LOB: 0 BB: 0 P: 7	R: 0 E: 0 K: 2 S: 11 H: 0 LOB: 0 BB: 0 P: 14	R: 3 E: 0 K: 0 S: 15 H: 2 LOB: 0 BB: 1 P: 21	R: 0 E: 0 K: 1 S: 10 H: 0 LOB: 0 BB: 0 P: 11	R: 0 E: 0 K: 2 S: 10 H: 0 LOB: 0 BB: 0 P: 17	1B: 2 2B: 0 3B: 0 HR: 2 SF: 0 SAC: 0 DP: 0 HBP: 0						

AB	31
R	3
H	4
RBI	3
BB	2
SO	11
LOB	5

PITCHER		IP	WLS	BF	H	R	ER	SO	BB	IBB	HBP	BLK	WP	HR	S	P	ERA	WHIP
31 Max Scherzer, R ERA: 2.82	(1, 1)	6.2	W	26	4	3	3	8	2	0	0	0	0	2	71	104	4.05	0.900
45 Blake Treinen, R ERA: 2.26	(7, 1)	0.1	H	1	0	0	0	0	0	0	0	0	0	0	3	3	0.00	0.000
23 Marc Rzepczynski, L ERA: 2.74	(8, 1)	0.2		2	0	0	0	0	0	0	0	0	0	0	7	7	0.00	0.000
27 Shawn Kelley, R ERA: 2.85	(8, 1)	0.1		1	0	0	0	1	0	0	0	0	0	0	3	4	0.00	0.000
43 Mark Melancon, R ERA: 1.68	(9, 1)	1.0		3	0	0	0	2	0	0	0	0	0	0	10	17	0.00	0.000

PITCHER	IP	WLS	BF	H	R	ER	SO	BB	IBB	HBP	BLK	WP	HR	S	P	ERA	WHIP

Batter	1	2	3	4	5	6	7	8	9	10	11	AB	R	H	RBI	BB	SO	LOB
7 Trea Turner, R (1, 8) OBP: 0.359, SLG: 0.567	S SI 93 S SI 94 B SI 94 X CU 80 1-2 ① G5-3	F SI 96 C SI 96 D SI 96 B FF 96 S CH 88 2-3 ② K		B CU 81 X SI 95 1-0 ③ P2		B SI 95 B SI 95 X SI 95 2-0 28 BB 1-2 2-3 1B			B SL 84 X FF 93 1-0 ① P4	B SI 94 F SI 93 S CH 85 F SI 94 F SI 94 B SI 95 F CH 86 F CH 87 F SI 94 2-3 S SL 85 ③ K		6	0	1	0	0	2	2
28 Jayson Werth, R (1, 7) OBP: 0.335, SLG: 0.419	C SI 94 B SI 94 C CU 80 X CU 80 1-2 ② G5-3	S CU 82 B CU 80 F SI 96 S CU 82 1-3 ③ K			C SI 94 B CH 86 C SI 95 F CU 80 C SI 95 1-3 ① K	B SI 95 SL 87 S SI 95 B SI 95 B SI 95 4-1 1-2 2-3 3-H BB			C FF 92 B FF 93 X SL 88 1-1 40 E 34 1B 1B		C FF 85 C FF 86 F FC 85 B CH 79 X CH 79 1-2 ① L7	5	0	1	1	1	2	1
34 Bryce Harper, L (1, 9) OBP: 0.376, SLG: 0.442	F SI 94 X CU 80 0-1 2B		B CH 86 X SI 94 1-0 10 E 1B		X SI 96 0-0 ② F8	B FF 90 C SL 79 C SI 92 F SL 79 C SI 92 1-3 ③ K			B FF 93 F FF 95 B FF 93 F FF 94 F SL 87 X FF 94 2-2 40 E 1-2 1B		S FC 82 S CH 80 B CH 79 F CH 78 X FC 82 1-2 ② F7	6	0	3	0	0	1	3
6 Anthony Rendon, R (1, 5) OBP: 0.347, SLG: 0.444	B SI 93 F SI 94 X SI 94 1-1 ③ G5-3		1 SAFE 1 SAFE F SI 94 B SI 95 F SI 95 1 SAFE F SI 95 X FF 96 1-2 ① P4		B FF 95 S CH 88 F SI 95 X CU 80 1-2 ③ P3		X SI 91 0-0 ① F9		C FF 94 S FF 95 S FF 95 0-3 ② K		B CH 81 B FC 86 B FC 86 B SI 88 4-0 BB	5	0	0	0	1	1	4
40 Wilson Ramos, R (1, 2) OBP: 0.351, SLG: 0.496		B SI 93 C SI 94 F SI 94 B SI 95 S CU 82 2-3 ① K	1 SAFE F SI 94 F CU 79 B SI 96 F FF 96 F FF 96 B SI 94 S CU 81 2-3 ② K			B SI 91 X FF 91 1-0 HR	B SI 91 B SL 78 F FF 93 F SI 92 C SI 92 X FF 93 3-2 10 G4-6-3 1B		C FF 95 B FF 95 B FF 94 X SL 90 2-1 E5 1-2 2-3		C SI 86 F FF 89 D CH 80 S CH 79 1-3 ③ K	6	1	2	1	0	3	4
10 Stephen Drew, L (1, 4) OBP: 0.336, SLG: 0.540 27 Shawn Kelley, R (7, 1) 25 Clint Robinson, L (9, PH) OBP: 0.293, SLG: 0.328 43 Mark Melancon, R (9, 1) 52 Yusmeiro Petit, R (11, 1) OBP: 0.167, SLG: 0.167		C CU 80 B FF 94 B CH 87 F SI 94 B SI 95 F SI 95 F SI 95 F CU 81 X SI 95 3-2 11 2B 2B	C CH 86 B CH 85 B FF 95 X SI 95 2-1 E4 1-2			C SL 84 B FF 93 S SL 84 B CH 85 C SI 92 2-3 ① K	C SL 77 B SI 92 X FF 93 1-1 ②③ G4-6-3 1-2f		C FF 95 S SL 89 X SL 88 0-2 ③ G3-1			4 0 1 0 0 0	1 0 0 0 0 0	1 0 0 0 0 0	0 0 0 0 0 0	0 0 0 0 0 0	1 0 3 0 0 0	2 0 0 0 0 0
11 Ryan Zimmerman, R (1, 3) OBP: 0.271, SLG: 0.377	C CU 79 B SI 94 F FF 95 F SI 95 X CU 81 1-2 8 HR 2-H 2B	C SI 95 C SI 95 B SI 95 C CU 82 1-3 ③ K			B CH 85 X FF 92 1-0 7 1B 28 BB 2B		C FF 96 C CH 89 S CH 91 0-3 ① K			F SI 94 X CH 88 0-1 ① G5-3		5	2	2	1	0	2	2
8 Danny Espinosa, S (1, 6) OBP: 0.311, SLG: 0.385	S CH 86 B FF 96 X SI 96 1-1 2-H HR			C CU 80 L CH 87 F CU 80 F CU 80 S FF 94 0-3 ① K		B SL 84 B SL 83 B FF 92 B SL 83 4-0 28 BB 7 1B BB			F FF 97 F SL 84 B SL 83 F CH 90 S SL 81 1-3 ② K		S CH 86 B SI 94 X CH 85 1-1 ② F7	4	1	1	2	1	2	0
47 Gio González, R (1, 1) OBP: 0.151, SLG: 0.176 14 Chris Heisey, R (6, PH) OBP: 0.291, SLG: 0.459 32 Koda Glover, R (6, 1) 23 Marc Rzepczynski, L (6, 1) 45 Blake Treinen, R (6, 1) 46 Oliver Pérez, L (7, 1) OBP: 0.667, SLG: 1.000 1 Wilmer Difo, S (7, 4) OBP: 0.340, SLG: 0.364	B FF 95 X SI 95 1-0 2B			C FF 94 X CU 80 0-1 ② G5-3		C SI 93 B SI 93 T FF 94 B SI 94 B FF 95 F SI 95 F SI 95 S SI 95 3-3 ② K		F FF 97 X FF 98 0-1 ③ L8		B CH 86 B SI 94 X SI 93 2-0 2B	2 1 0 0 0 0 0 2	0 0 0 0 0 0 0 0	1 0 0 0 0 0 0 1	0 0 0 0 0 0 0 0	0 1 0 0 0 0 0 0	0 2 0 0 0 0 0 0	0 2 0 0 0 0 0 0
Inning Stats	R: 0 E: 0 K: 0 S: 10 H: 1 LOB: 1 BB: 0 P: 13	R: 3 E: 0 K: 3 S: 22 H: 4 LOB: 1 BB: 0 P: 33	R: 0 E: 1 K: 2 S: 15 H: 1 LOB: 2 BB: 0 P: 22	R: 0 E: 0 K: 1 S: 8 H: 0 LOB: 0 BB: 0 P: 9	R: 0 E: 0 K: 1 S: 8 H: 0 LOB: 0 BB: 0 P: 10	R: 2 E: 0 K: 3 S: 16 H: 3 LOB: 3 BB: 2 P: 34	R: 0 E: 0 K: 0 S: 6 H: 1 LOB: 0 BB: 0 P: 10	R: 0 E: 0 K: 2 S: 9 H: 0 LOB: 0 BB: 0 P: 10	R: 0 E: 1 K: 1 S: 15 H: 2 LOB: 3 BB: 0 P: 21	R: 0 E: 0 K: 1 S: 13 H: 1 LOB: 1 BB: 0 P: 18	R: 0 E: 0 K: 1 S: 11 H: 0 LOB: 1 BB: 1 P: 18	1B: 5 2B: 6 3B: 0 HR: 2 SF: 0 SAC: 0 DP: 1 HBP: 0	WP: 0 PB: 0 SB: 0 CS: 0 PA: 50					

PITCHER		IP	WLS	BF	H	R	ER	SO	BB	IBB	HBP	BLK	WP	HR	S	P	ERA	WHIP
50 Jameson Taillon, R ERA: 3.49	(1, 1)	5.0		22	6	3	3	7	0	0	0	0	0	1	63	87	5.40	1.200
59 Antonio Bastardo, L ERA: 4.18	(6, 1)	0.1		4	2	2	2	1	1	0	0	0	0	1	5	13	54.00	9.000
48 Jared Hughes, R ERA: 3.02	(6, 1)	0.1		3	1	0	0	1	1	0	0	0	0	0	7	16	0.00	6.000
53 Zach Phillips, L ERA:	(6, 1)	0.1		1	0	0	0	1	0	0	0	0	0	0	4	5	0.00	0.000
52 Phil Coke, L ERA: 5.14	(7, 1)	1.0		3	1	0	0	0	0	0	0	0	0	0	6	10	0.00	1.000

PITCHER		IP	WLS	BF	H	R	ER	SO	BB	IBB	HBP	BLK	WP	HR	S	P	ERA	WHIP
73 Felipe Vázquez, L ERA: 3.5	(8, 1)	1.0		3	0	0	0	2	0	0	0	0	0	0	9	10	0.00	0.000
12 Juan Nicasio, R ERA: 4.41	(9, 1)	1.0		6	2	0	0	1	0	0	0	0	0	0	15	21	0.00	2.000
44 Tony Watson, L ERA: 3.11	(10, 1)	1.0		4	1	0	0	1	0	0	0	0	0	0	13	18	0.00	1.000
38 Wade LeBlanc, L ERA: 3.88	(11, 1)	1.0	W	4	0	0	0	1	1	0	0	0	0	0	11	18	0.00	1.000

TOP

Washington Nationals @ Pittsburgh Pirates

PNC Park, Pittsburgh, PA

Fri Sep 23 2016, 7:09 PM - 11:45 PM EDT

Att. 29,513 - Clear - 83 F

livebaseballscorecards.com

AB	47
R	5
H	13
RBI	5
BB	3
SO	15
LOB	23

Batter	1	2	3	4	5	6	7	8	9	10	11	AB	R	H	RBI	BB	SO	LOB
26 Adam Frazier, L (1, 4) (1, 7) (8, 4) OBP: 0.367, SLG: 0.445	C SI 91 X SI 90 0-1 G6-3	B CU 74 F SI 92 F FF 93 X SI 92 1-2 29 FC6-4 1-2 2-H 1B		C FF 92 X SI 90 0-1 G4-3		B SI 91 X SI 91 1-0 SF7 3-H		C FF 93 B SL 86 X SL 86 1-1 F8			S CU 77 F FF 90 S CU 78 0-3 K	5	0	1	2	0	1	1
29 Francisco Cervelli, R (1, 2) OBP: 0.373, SLG: 0.318	X SI 92 0-0 G6-3	C CH 86 B CH 87 X CH 86 1-1 FC6-4 1-2f			B SI 91 C SI 91 B CU 77 F CH 85 B CU 77 S SI 92 3-3 K	C SL 87 S SL 88 B SL 88 S SL 88 1-3 K			C FC 92 B KC 81 B FC 92 X FC 93 2-1 G4-3		C FC 87 X CU 76 0-1 18 BB 58 1B 2B	6	1	1	0	0	2	4
22 Andrew McCutchen, R (1, 8) OBP: 0.340, SLG: 0.440	B SI 92 C SI 92 B CH 86 B SI 93 B SI 92 4-1 BB		B CH 84 C SI 90 X SI 92 1-1 27 G6-3 3B		B SI 92 C SI 92 X CH 86 1-1 G5-3		B SI 97 B SI 97 F SI 95 B SI 97 X SI 96 3-1 G6-3		X FC 92 0-0 27 FC2-6 1B		I IN 79 I IN 79 I IN 80 I IN 80 4-0 58 1B 18 BB IBB	4	1	2	0	2	0	0
27 Jung Ho Kang, R (1, 5) OBP: 0.359, SLG: 0.510 18 Pedro Florimón, S (9, PR) OBP: 0.545, SLG: 0.800 (10, 6)	C FF 92 D CU 80 F CH 86 1 SAFE S FF 92 1-3 K		S SI 93 X SI 93 0-1 G6-3 3-H		B FF 93 B FF 93 B CH 84 C FF 92 S SI 93 F CH 86 F FF 91 B FF 93 4-2 BB		B SI 97 B SI 97 C SI 96 C SI 97 B SI 97 F SI 96 F SI 96 B SI 96 4-2 3 1B BB		C FF 92 1 SAFE B FF 91 X FC 92 1-1 FC2-6 3 2B 1-2f		B CH 81 S CH 81 D CU 78 D FF 89 D FF 90 4-1 58 1B 1-2 2-3 BB	3 0	0 1	0 0	1 0	2 0	1 0	2 0
3 Sean Rodríguez, R (1, 6) OBP: 0.347, SLG: 0.523 (10, 5)		C SI 90 S CH 83 B FF 92 B FF 92 S CH 84 2-3 K	S CH 85 B SI 91 B SI 92 X CH 86 2-1 G4-3		X SI 91 0-0 L1		C SL 87 S SL 88 B SI 95 F SL 85 X SL 87 1-2 1B		B KC 81 1 SAFE X FC 92 1-0 1-H 2B		B FF 88 C SL 86 F FF 90 F FF 91 S CU 79 1-3 K	6	0	2	1	0	2	4
25 Gregory Polanco, L (7, 7) OBP: 0.344, SLG: 0.420 37 Alen Hanson, S (7, 8) OBP: 0.308, SLG: 0.430 28 John Jaso (7, PH) OBP: 0.364, SLG: 0.393 10 Jordy Mercer, R (7, PH) OBP: 0.339, SLG: 0.414 73 Felipe Vázquez, L (8, 1) 12 Juan Nicasio, R (8, 1) OBP: 0.000, SLG: 0.000 24 Eric Fryer, R (8, PH) OBP: 0.333, SLG: 0.500 44 Tony Watson, L (10, 1) 38 Wade LeBlanc, L (11, 1) 58 Jacob Stallings, R (11, PH) OBP: 0.222, SLG: 0.333	B SI 91 X SI 90 1-0 55 L9 50 1B 23 1B 1B		C SI 93 F CH 86 B CU 79 F CH 85 B SI 93 X CU 79 2-2 G4-3			C SL 78 F FF 93 B FF 93 B SL 79 B SI 92 X FF 92 3-2 P3		B FC 92 X FF 92 1-0 F9		S FC 86 F FC 88 D FF 92 B FC 87 F FC 88 B CU 77 F SL 86 X SL 86 3-2 1-2 2-3 3-H 1B	0 3 0 1 0 0 0 1 0 0 0	0 2 0 0 0 0 0 0 0 0 1	0 2 0 0 0 0 0 0 0 0 1	0 0 0 0 0 0 0 0 0 0 1	0 0 0 0 0 0 0 0 0 0 0	0 0 0 2 0 2 0 0 0 0 0	0 0 0 0 0 0 0 0 0 0 0
23 David Freese, R (1, 3) OBP: 0.350, SLG: 0.404	B FF 93 B FF 93 F SI 90 S FF 93 B FF 93 F SI 94 F CH 85 X FF 93 3-2 50 1B 26 1B 1-2 1B			B FF 92 B CH 85 B SI 92 C SI 92 S SI 91 F FF 93 B FF 92 4-2 BB	C SI 97 D SI 97 S SI 97 X SI 97 1-2 15 BB 1-2 1B		D SL 83 D SL 82 F FF 92 B FF 92 C FF 92 F FF 92 T FF 91 3-2 K			C FC 92 B FC 91 S KC 81 X FF 92 1-2 G4-3	4	1	2	0	1	1	2
55 Josh Bell, S (1, 9) OBP: 0.390, SLG: 0.427	B SI 92 X SI 90 1-0 L9 2-3			B FF 92 C FF 92 C CH 85 F FF 93 F FF 93 B CU 78 S FF 93 2-3 K	X SI 90 0-0 F6			B FF 90 B SL 83 X FF 90 2-0 F9			C FC 92 B KC 80 F FC 92 F FC 92 S KC 81 1-3 K	5	0	0	0	0	2	5
50 Jameson Taillon, R (1, 1) OBP: 0.100, SLG: 0.100 59 Antonio Bastardo, R (6, 1) 48 Jared Hughes, R (6, 1) 53 Zach Phillips, L (6, 1) 15 Jason Rogers, R (6, PH) OBP: 0.321, SLG: 0.190 52 Phil Coke, L (7, 1) 17 Matt Joyce, L (8, 7) OBP: 0.398, SLG: 0.465	X FF 94 0-0 26 1B 1-2 3-H 1B			L SI 88 B SI 89 L SI 91 L CU 75 1-3 K	D SI 89 B CH 84 B SI 90 C SI 90 S SL 86 B SL 84 4-2 1-2 2-3 BB		B SL 85 C SL 83 X FF 93 1-1 L8		C KC 81 B FC 91 S KC 81 B KC 81 B FC 90 X KC 82 3-2 G3		2 0 0 0 0 0 0 2	0 0 0 0 0 0 0 0	1 0 0 0 0 0 0 0	1 0 0 0 1 0 0 0	0 0 0 0 0 0 0 0	1 0 0 0 0 0 0 0	1 0 0 0 0 0 0 0
Inning Stats	R: 0 H: 0 E: 0 LOB: 1 K: 1 BB: 1 S: 7 P: 12	R: 2 H: 4 E: 0 LOB: 2 K: 1 BB: 0 S: 16 P: 25	R: 1 H: 1 E: 0 LOB: 0 S: 11 BB: 0 P: 16	R: 0 H: 0 E: 0 LOB: 1 K: 2 BB: 1 S: 13 P: 20	R: 0 H: 0 E: 0 LOB: 1 K: 1 BB: 1 S: 10 P: 18	R: 1 H: 2 E: 0 LOB: 2 K: 1 BB: 1 S: 13 P: 20	R: 0 H: 1 E: 0 LOB: 2 K: 1 BB: 1 S: 17 P: 31	R: 0 H: 0 E: 0 LOB: 0 K: 0 BB: 0 S: 5 P: 9	R: 1 H: 2 E: 0 LOB: 2 K: 0 BB: 0 S: 7 P: 12	R: 0 H: 0 E: 0 LOB: 0 K: 1 BB: 0 S: 10 P: 15	R: 1 H: 2 E: 0 LOB: 3 K: 2 BB: 2 S: 15 P: 27	1B: 9 SF: 1 2B: 2 SAC: 0 3B: 1 DP: 0 HR: 0 HBP: 0						

PITCHER		IP	WLS	BF	H	R	ER	SO	BB	IBB	HBP	BLK	WP	HR	S	P	ERA	WHIP
47 Gio González, L ERA: 4.51	(1, 1)	5.0		23	5	3	3	5	3	0	0	0	0	0	57	91	5.40	1.600
32 Koda Glover, R ERA: 4.74	(6, 1)	0.0		2	2	1	1	0	0	0	0	0	0	0	6	7	∞	∞
23 Marc Rzepczynski, L ERA: 2.7	(6, 1)	0.2	H	3	0	0	0	0	1	0	0	0	0	0	4	9	0.00	1.500
45 Blake Treinen, R ERA: 2.24	(6, 1)	0.2	H	4	1	0	0	1	1	0	0	0	0	0	13	22	0.00	3.000
46 Oliver Pérez, L ERA: 5.17	(7, 1)	0.1	H	1	0	0	0	0	0	0	0	0	0	0	3	6	0.00	0.000

PITCHER		IP	WLS	BF	H	R	ER	SO	BB	IBB	HBP	BLK	WP	HR	S	P	ERA	WHIP
27 Shawn Kelley, R ERA: 2.78	(7, 1)	1.1	H	4	0	0	0	1	0	0	0	0	0	0	9	16	0.00	0.000
43 Mark Melancon, R ERA: 1.76	(9, 1)	2.0	B	8	2	1	1	1	0	0	0	0	0	0	17	27	4.50	1.000
52 Yusmeiro Petit, R ERA: 4.01	(11, 1)	0.2	L	6	2	1	1	2	1	1	0	0	0	0	15	27	13.50	4.500

BOTTOM

Washington Nationals @ Pittsburgh Pirates

PNC Park, Pittsburgh, PA

Fri Sep 23 2016, 7:09 PM - 11:45 PM EDT

Att. 29,513 - Clear - 83 F

livebaseballscorecards.com

AB	43
R	6
H	12
RBI	6
BB	7
SO	10
LOB	23

WP: 0 PA: 51
PB: 0
SB: 0
CS: 0

Washington Nationals @ Pittsburgh Pirates

PNC Park, Pittsburgh, PA

Sat Sep 24 2016, 7:08 PM - 10:35 PM EDT

Att. 30,137 - Partly Cloudy - 70 F

livebaseballscorecards.com

Batter	1	2	3	4	5	6	7	8	9	AB	R	H	RBI	BB	SO	LOB
7 Trea Turner, R (1, 8) OBP: 0.356, SLG: 0.561	C SI 90 X SI 92 0-1 28 1B 34 SF7 1B	C CU 79 X SI 93 0-1 ② G6-3		C SI 92 B SI 93 F SI 93 S FF 94 1-3 ① K		F FF 91 S SL 83 B FF 94 C FF 93 1-3 ② K		B CH 82 B FF 90 X FF 90 2-0 ② L8		5	1	1	0	0	2	2
28 Jayson Werth, R (1, 7) OBP: 0.337, SLG: 0.422	C SI 91 X SI 92 0-1 40 1B 6 HBP 10 1B 1-3 1B	B SI 92 B CU 78 B SI 93 S SI 93 X SI 92 3-1 2B		C SI 94 F SI 93 B CU 81 1 SAFE X SI 92 1-2 E6 6 WP 34 E 6 SF7 1-3 3-H		B FF 93 C FF 93 B SL 85 B FF 92 B FF 93 4-1 34 1B BB		C SL 77 B FF 90 B CH 83 S CH 82 F FF 91 B SL 79 X SL 79 3-2 ③ F8		4	2	2	0	1	0	1
34 Bryce Harper, L (1, 9) OBP: 0.374, SLG: 0.440	S CU 81 X CU 81 0-1 ① SF7 3-H	B FF 93 X SI 93 1-0 ③ G6-3		X CH 86 0-0 E4 6 WP 1-2 3-H		B FF 93 C FF 92 F CH 86 1 SAFE F FF 93 X FF 93 1-2 1-3 1B			B CH 85 B SI 92 C SI 92 X SI 93 2-1 ① G1-3	4	0	1	2	0	0	2
6 Anthony Rendon, R (1, 5) OBP: 0.348, SLG: 0.444	C SI 93 F SI 93 H CU 80 1-2 40 1B 10 1B 1-2 HBP	B CU 80 B SI 92 X SI 93 2-0 ① P3		B SI 92 C SI 93 C SI 93 B SI 93 B CU 83 X SI 94 3-2 ② SF7 1-2 2-H		1 SAFE C SL 83 B FF 92 B FF 92 D FF 92 C SL 84 F SL 84 S CH 83 3-3 ③ K2-3			S CH 82 B SI 93 B SI 92 F CH 81 F CH 80 B SI 92 X CH 80 3-2 40 1B 1B	3	1	1	1	0	1	2
40 Wilson Ramos, R (1, 2) OBP: 0.354, SLG: 0.497	X SI 93 0-0 11 HBP 10 1B 8 G1-2-3 1-2 2-3 1B		C SI 93 C SI 94 S CU 82 0-3 ② K	S CU 81 C CU 80 D CU 81 X CU 80 1-2 ③ F8			C FF 89 X CH 82 0-1 1B		X SI 91 0-0 1-2 1B	5	0	3	0	0	1	1
10 Stephen Drew, L (1, 4) OBP: 0.345, SLG: 0.539	D CU 82 F SI 95 C SI 95 B CU 83 B SI 95 X SI 95 3-2 11 HBP 1-2 2-H 3-H 1B	B CH 87 C SI 93 X CH 88 1-1 1B			B FF 92 B FF 91 B FF 90 C FF 90 B FF 92 4-1 8 CS BB		D SI 90 S SL 76 C SI 89 D SL 77 X SI 90 2-2 ① P6		X SI 91 0-0 ② P3	4	0	2	2	1	0	3
11 Ryan Zimmerman, R (1, 3) OBP: 0.271, SLG: 0.374	F SI 95 F SI 95 H SI 94 1-2 1-2 2-3 HBP	B SI 94 S SI 93 B SI 94 C SI 94 X SI 95 2-2 ③ G2-3			B SL 84 C FF 91 1 SAFE C FF 91 F FF 92 1 SAFE F FF 93 1 SAFE F FF 93 3-2 ① D SL 87 F FF 94 1 SAFE B FF 92 F FF 92 X FF 91 P3		X FF 90 0-0 ② F8	B CH 81 C SI 91 C SI 91 T CH 80 1-2 ③ K	4	0	0	0	0	1	5
8 Danny Espinosa, S (1, 6) OBP: 0.310, SLG: 0.384	B CU 81 B CU 82 S SI 94 X SI 94 2-1 ② ③ G1-2-3 3-Hf			X SI 91 0-0 48 E 48 1B 28 E 1B	B FF 91 1 SAFE S FF 92 B CH 86 B FF 93 F FF 92 F SL 83 F FF 94 S CH 85 3-3 ② ③ K 1-2		B CH 82 B FF 90 C CH 83 C FF 90 S SL 78 2-3 ③ K			4	1	1	0	0	2	5
41 Joe Ross, R (1, 1) OBP: 0.317, SLG: 0.316 17 Sean Burnett, L (3, 1) 48 Brian Goodwin, L (4, PH) OBP: 0.333, SLG: 0.414 49 Reynaldo López, R (4, 1) OBP: 0.091, SLG: 0.091 23 Marc Rzepczynski, L (9, 1) 45 Blake Treinen, R (9, 1)		B SI 90 X SI 91 1-0 ① G5-3		1 SAFE X SI 92 0-0 E2 28 E 34 E 1-3 1B		C FF 88 S SL 83 S SL 82 0-3 ① K2-3		S FF 88 F SI 89 B FF 88 S SL 77 1-3 ① K		1 0 1 2 0 0	0 0 1 0 0 0	0 0 1 0 0 0	0 0 0 0 0 0	0 0 0 2 0 0	0 0 0 0 0 0	0 0 0 0 0 0
Inning Stats	R: 3 E: 0 K: 0 S: 16 H: 4 LOB: 2 BB: 0 P: 23	R: 0 E: 0 K: 0 S: 6 H: 1 LOB: 1 BB: 0 P: 11	R: 0 E: 0 K: 1 S: 9 H: 1 LOB: 1 BB: 0 P: 14	R: 3 E: 3 K: 1 S: 15 H: 2 LOB: 1 BB: 0 P: 21	R: 0 E: 0 K: 1 S: 14 H: 0 LOB: 0 BB: 1 P: 24	R: 0 E: 0 K: 3 S: 15 H: 1 LOB: 2 BB: 1 P: 24	R: 0 E: 0 K: 1 S: 9 H: 1 LOB: 1 BB: 0 P: 13	R: 0 E: 0 K: 1 S: 8 H: 0 LOB: 0 BB: 0 P: 14	R: 0 E: 0 K: 1 S: 11 H: 2 LOB: 2 BB: 0 P: 17	1B: 11 2B: 1 3B: 0 HR: 0 SF: 2 SAC: 0 DP: 1 HBP: 2						

TOP

AB	37
R	6
H	12
RBI	5
BB	2
SO	9
LOB	21

WP: 1 PA: 43
PB: 0
SB: 0
CS: 1

PITCHER		IP	WLS	BF	H	R	ER	SO	BB	IBB	HBP	BLK	WP	HR	S	P	ERA	WHIP
46 Iván Nova, R ERA: 4.25	(1, 1)	4.0	L	23	8	6	3	2	0	0	2	0	1	0	46	69	6.75	2.000
34 Drew Hutchison, R ERA: 5.56	(5, 1)	2.0		8	1	0	0	4	2	0	0	0	0	0	29	48	0.00	1.500
53 Zach Phillips, L ERA:	(7, 1)	2.0		7	1	0	0	2	0	0	0	0	0	0	17	27	0.00	0.500
49 Jeff Locke, L ERA: 5.44	(9, 1)	1.0		5	2	0	0	1	0	0	0	0	0	0	11	17	0.00	2.000

PITCHER	IP	WLS	BF	H	R	ER	SO	BB	IBB	HBP	BLK	WP	HR	S	P	ERA	WHIP

BOTTOM

Batter	1	2	3	4	5	6	7	8	9	AB	R	H	RBI	BB	SO	LOB
26 Adam Frazier, L (1, 4) OBP: 0.361, SLG: 0.432	B SI 94 C SI 93 B SI 93 C SI 94 F SL 86 F SL 85 S SI 94 2-3 ① **K**		B SL 86 B SI 92 C SI 92 B SI 93 C SL 85 F SI 93 F SL 86 X SI 94 3-2 ① **P6**	C CU 77 X FF 96 0-1 ② **G4-3** 2-3			B FF 92 X CH 83 1-0 ① **G4-3**		B FF 95 B CU 76 B FF 95 C FF 95 C FF 94 B FF 96 4-2 **BB** 1-2	4	0	0	0	1	1	1
55 Josh Bell, S (1, 9) OBP: 0.383, SLG: 0.444	C SI 95 X SL 87 0-1 ② **P4**		X SL 86 0-0 **HR**	B FF 96 F FF 97 F FF 96 B CU 80 D CU 79 X FF 98 3-2 ③ **G4-3**			F FF 96 B FF 97 C CH 85 X FF 97 1-2 ② **G4-3**		X SI 90 0-0 ② **F9**	5	1	1	1	0	0	3
22 Andrew McCutchen, R (1, 8) OBP: 0.338, SLG: 0.438	C SI 96 S SL 88 X SL 88 0-2 **1B** 27 1B		B SL 88 F SI 93 F SI 92 B SI 94 S SL 87 2-3 ② **K**		X FF 94 0-0 ① **L7**		B FF 95 C CU 78 S CH 87 X FF 98 1-2 ③ **G6-3**		C SI 95 F SI 96 F SL 88 X SI 96 0-2 ③ **L5**	5	0	1	0	0	1	2
27 Jung Ho Kang, R (1, 5) OBP: 0.366, SLG: 0.522	C SI 94 X SI 94 0-1 **1B** 1-2		B SL 87 S SL 88 B SL 87 H SI 93 3-1 **HBP** 3 BB 28 1B		C FF 94 C FF 94 F FF 95 B CH 86 F FF 96 X CU 79 1-2 **2B**			C FF 92 F FF 94 X FF 96 0-2 **2B** 28 F8		3	0	3	0	0	0	0
28 John Jaso, L (1, 3) OBP: 0.347, SLG: 0.389	C SL 82 B CH 87 B SL 86 X CH 86 2-1 ③ **L3**		B CH 86 B SI 91 F SL 84 X SI 92 2-1 **1B** 3 BB 1-2		B FF 95 F FF 94 B CU 77 C CU 78 X CH 86 2-2 ② **L9**			D CU 74 C CH 82 B CU 76 B FF 94 S FF 94 X FF 95 3-2 ① **F8** 2-3		4	0	1	0	0	0	4
3 Sean Rodríguez, R (1, 6) OBP: 0.346, SLG: 0.518		B SI 94 S SL 87 X SI 93 1-1 ① **P3**	B SI 93 S SL 85 B SI 93 B SL 85 D SI 92 4-1 **BB** 1-2 2-3		T FF 96 B CU 79 B FF 97 F FF 96 F CH 86 S FF 97 2-3 ③ **K**			F FF 95 S CU 77 F FF 96 S FF 96 0-3 ② **K**		3	0	0	0	1	2	2
17 Matt Joyce, L (1, 7) OBP: 0.392, SLG: 0.456		F SI 95 F SL 89 B SI 95 B SL 87 C SI 94 2-3 ② **K**	C SI 88 S SL 79 X SI 88 0-2 ③ **L9**			B CU 75 C CH 84 C CU 77 F FF 96 S CU 79 1-3 ① **K**		F FF 95 B CH 86 S CH 85 F FF 96 S CU 80 1-3 ③ **K**		4	0	0	0	0	3	4
29 Francisco Cervelli, R (1, 2) OBP: 0.377, SLG: 0.321		C SI 94 B SI 94 S SL 87 B SI 95 B SL 86 X SI 94 3-2 **1B**		C FF 95 B FF 96 B FF 96 F FF 96 B FF 96 4-1 **BB** 26 G4-3 37 G5-3		F FF 95 B FF 97 B CU 79 F FF 97 S CU 79 2-3 ② **K**			X FF 91 0-0 **1B** 26 BB	3	0	2	0	1	1	0
46 Iván Nova, R (1, 1) OBP: 0.125, SLG: 0.125 37 Alen Hanson, S (4, PH) OBP: 0.412, SLG: 0.400 34 Drew Hutchison, L (5, 1) 15 Jason Rogers, R (6, PH) OBP: 0.310, SLG: 0.182 53 Zach Phillips, L (7, 1) 49 Jeff Locke, L (9, 1) OBP: 0.152, SLG: 0.125 18 Pedro Florimón, S (9, PH) OBP: 0.500, SLG: 0.727		S SL 87 F SL 85 B SL 86 C SI 94 1-3 ③ **K**		C FF 95 X CH 86 0-1 ① **G5-3** 1-2		X FF 97 0-0 ③ **G4-3**		C CU 73 S FF 94 D CU 78 B FF 94 F CU 77 C FF 95 2-3 ① **K**	1 1 0 1 0 0 0 1	0 0 0 0 0 0 0 0	0 0 0 0 0 0 0 0	0 0 0 0 0 0 0 0	0 0 0 0 0 0 0 0	1 0 0 0 0 0 0 1	1 1 0 0 0 0 0 1
Inning Stats	R: 0 E: 0 K: 1 S: 14 H: 2 LOB: 2 BB: 0 P: 18	R: 0 E: 0 K: 2 S: 11 H: 1 LOB: 1 BB: 0 P: 18	R: 1 E: 0 K: 1 S: 16 H: 2 LOB: 3 BB: 1 P: 30	R: 0 E: 0 K: 0 S: 8 H: 0 LOB: 1 BB: 1 P: 15	R: 0 E: 0 K: 1 S: 13 H: 1 LOB: 1 BB: 0 P: 18	R: 0 E: 0 K: 2 S: 8 H: 0 LOB: 0 BB: 0 P: 11	R: 0 E: 0 K: 0 S: 7 H: 0 LOB: 0 BB: 0 P: 10	R: 0 E: 0 K: 1 S: 14 H: 1 LOB: 1 BB: 0 P: 18	R: 0 E: 0 K: 1 S: 12 H: 1 LOB: 2 BB: 1 P: 18	1B: 5 2B: 2 3B: 0 HR: 1 SF: 0 SAC: 0 DP: 0 HBP: 1						

PITCHER		IP	WLS	BF	H	R	ER	SO	BB	IBB	HBP	BLK	WP	HR	S	P	ERA	WHIP
41 Joe Ross, R ERA: 3.48	(1, 1)	2.2		15	5	1	1	4	1	0	1	0	0	1	38	63	3.38	2.250
17 Sean Burnett, L ERA:	(3, 1)	0.1		1	0	0	0	0	0	0	0	0	0	0	3	3	0.00	0.000
49 Reynaldo López, R ERA: 4.54	(4, 1)	5.1	W	21	3	0	0	6	2	0	0	0	0	0	57	85	0.00	0.938
23 Marc Rzepczynski, L ERA: 2.68	(9, 1)	0.1		1	0	0	0	0	0	0	0	0	0	0	1	1	0.00	0.000
45 Blake Treinen, R ERA: 2.23	(9, 1)	0.1		1	0	0	0	0	0	0	0	0	0	0	4	4	0.00	0.000

PITCHER	IP	WLS	BF	H	R	ER	SO	BB	IBB	HBP	BLK	WP	HR	S	P	ERA	WHIP

Washington Nationals @ Pittsburgh Pirates

PNC Park, Pittsburgh, PA

Sat Sep 24 2016, 7:08 PM - 10:35 PM EDT

Att. 30,137 - Partly Cloudy - 70 F

livebaseballscorecards.com

AB	35
R	1
H	8
RBI	1
BB	3
SO	10
LOB	19

WP: 0	PA: 39																	
PB: 0																		
SB: 0																		
CS: 0																		

Washington Nationals @ Pittsburgh Pirates

PNC Park, Pittsburgh, PA

Sun Sep 25 2016, 1:37 PM - 5:38 PM EDT

Att. 28,924 - Partly Cloudy - 74 F

livebaseballscorecards.com

TOP

Batter	1	2	3	4	5	6	7	8	9	AB	R	H	RBI	BB	SO	LOB
9 Ben Revere, L (1, 8) (5, 7) OBP: 0.264, SLG: 0.306	C FF 95 X FF 96 0-1 34 S 1 S 34 G4-3 1B	C FF 94 B CU 80 B CU 79 X FF 94 2-1 1B		C FF 88 S CU 75 B CU 75 S CH 80 1-3 ② K		C FF 92 B FF 92 B SL 84 C FF 92 B FF 92 F FF 92 F FF 92 X FF 92 3-2 1 G1-3 1B		1 SAFE B FF 96 C FF 98 1 SAFE X FF 96 1-1 ① FC2-6 1 1B 14 1B 1-2f	C FF 94 B SL 82 X CH 87 1-1 ③ F8	6	2	3	0	0	1	1
1 Wilmer Difo, S (1, 4) OBP: 0.346, SLG: 0.354	1 SAFE S CH 90 1 SAFE 1 SAFE B FF 95 B FF 89 S FF 94 B FF 95 F FF 95 4-2 F FF 94 D CU 80 34 G4-3 34 S 6 2B 1-2 BB	1 SAFE F FF 93 1 SAFE B FF 92 C CU 77 C CU 80 1-3 ③		S SI 88 S CH 78 S CH 79 0-3 ③		B FF 91 F FF 91 F FF 91 B SL 84 X SL 85 2-2 ② G1-3 1-2		B FF 96 F SI 96 B CH 89 F FF 97 X FF 99 2-2 14 1B 25 1B 1-2 1B		4	2	1	0	1	2	2
34 Bryce Harper, L (1, 9) OBP: 0.375, SLG: 0.444 14 Chris Heisey, R (3, 9) OBP: 0.298, SLG: 0.459	B CU 78 B FF 95 B FF 91 F FF 93 X FF 92 3-1 ① G4-3 1-3 2-H	C CU 77 S CU 79 F CU 81 F FF 96 X CU 80 0-2 6 1B 3B	B FF 93 C FF 93 B CH 87 B FF 94 B SI 92 4-1 8 F8 25 BB 48 2B BB	B SL 83 F FF 93 S SL 84 D SL 86 S FF 93 2-3 ③ K			B SL 81 X FF 97 1-0 25 1B 6 IBB 29 BB 1-3 2-H 1B		2 2	1 2	1 1	1 1	0 1	0 1	1 1
6 Anthony Rendon, R (1, 5) OBP: 0.350, SLG: 0.446	B CU 78 X FF 93 1-0 8 E 3-H 2B	B CU 75 C FF 92 B CU 79 X CH 88 2-1 25 1B 3-H 1B	C FF 93 F SL 84 F SL 85 S FF 95 0-3 ① K			B FF 94 S FF 95 F FF 94 X SL 90 1-2 ① F7	B SL 77 B SL 77 I IN 67 I IN 67 4-0 29 BB 25 1B 1-2 IBB		4	1	2	2	1	1	1
25 Clint Robinson, L (1, 3) OBP: 0.300, SLG: 0.332	C FF 94 S FF 89 S CU 80 0-3 ② K	C FF 94 C CU 79 X CU 79 0-2 1-2 1B	B SI 92 D CH 84 C SI 93 F SI 93 1 SAFE B SL 88 B SI 92 4-2 48 2B 1-2 BB			C FF 95 S FF 95 F FF 98 X FF 95 0-2 ② G5-3	X FF 93 0-0 29 BB 1-2 2-3 3-H 1B		4	0	2	1	1	1	1
8 Danny Espinosa, S (1, 6) OBP: 0.308, SLG: 0.381 32 Koda Glover, R (7, 1) 29 Pedro Severino, R (8, PH) OBP: 0.500, SLG: 0.579 (8, 2)	B FF 91 B CU 77 X FF 90 2-0 E9 2-H	F FF 93 B FF 94 B FF 94 S CU 78 C CU 79 2-3 ① K	B SL 87 B SI 93 B SI 93 F FF 94 X SI 93 3-1 ② F8 2-3			B FF 95 S FF 96 C FF 95 B SL 90 S SL 90 2-3 ③ K	B SL 78 S CH 86 D CH 87 B SI 92 B CH 89 4-1 10 G4-6-3 1-2 2-3 3-H BB		4 0 0	0 0 0	0 0 0	0 0 1	2 0 1	4 0 0
48 Brian Goodwin, L (1, 7) OBP: 0.333, SLG: 0.438 18 Matt Belisle, R (5, 1) 17 Sean Burnett, L (7, 1) 10 Stephen Drew, L (7, 6) OBP: 0.347, SLG: 0.535	B FF 93 B FF 92 B FF 92 F FF 91 F FF 94 C FF 93 3-3 ③ K	B FF 92 F FF 93 S CU 79 S CU 79 1-3 ② K	B FF 95 X SL 86 1-0 1-3 3-H 2B					B SL 97 X FF 97 28 HR BB 0-1 G4-6-3 1-2f	3 0 0 1	0 0 0 1	1 0 0 1	1 0 0 0	0 0 0 1	2 0 0 0	3 0 0 3
59 Jose Lobaton, S (1, 2) OBP: 0.317, SLG: 0.363 28 Jayson Werth, R (8, PH) OBP: 0.338, SLG: 0.429 27 Shawn Kelley, R (8, 1) 41 Joe Ross, R (9, PH) OBP: 0.310, SLG: 0.308 43 Mark Melancon, R (9, 1)		B FF 91 B FF 92 B FF 92 C FF 91 F FF 91 X FF 92 3-2 22 B2-6 1B	S CU 78 X CU 79 0-1 ③ F8	B SI 92 F SI 92 X FF 92 1-1 ③ L7				B SL 83 C FF 98 B CH 90 X FF 97 2-1 1-H HR	B SI 90 C CH 84 F FF 92 B SL 82 F FF 94 X SL 80 2-2 ① G3	3 1 0 1 0	0 1 0 0 0	1 1 0 0 0	0 2 0 0 0	0 0 0 0 0	0 0 0 0 0	4 0 0 0 0
22 A.J. Cole, R (1, 1) 53 Rafael Martín, R (3, 1) 3 Michael Taylor, R (4, PH) OBP: 0.288, SLG: 0.363 38 Mat Latos, R (4, 1) OBP: 0.200, SLG: 0.800 33 Matt Grace, L (4, 1) 7 Trea Turner, R (5, 8) OBP: 0.356, SLG: 0.558	X FF 90 0-0 ①② B2-6 1-2f			S CH 79 T CH 78 B FF 86 C FC 84 1-3 ① K		B FF 92 B FF 91 F FF 91 B FF 91 F FF 92 S FF 93 3-3 ① K		B SI 97 X FF 97 1-0 9 FC2-6 1B	B SL 77 F SI 92 C SI 91 S SL 79 1-3 ② K	1 0 1 0 0 3	0 0 0 0 0 0	0 0 0 0 0 1	0 0 1 0 0 0	0 0 0 0 0 2	0 0 0 0 0 0	1 0 0 0 0 0

Inning Stats	1	2	3	4	5	6	7	8	9
	R: 3 H: 2 E: 1 LOB: 1 K: 2 BB: 1 S: 16 P: 29	R: 0 H: 2 E: 0 LOB: 1 K: 1 BB: 0 S: 9 P: 15	R: 1 H: 3 E: 0 LOB: 2 K: 2 BB: 0 S: 18 P: 23	R: 0 H: 0 E: 0 LOB: 0 K: 3 BB: 0 S: 9 P: 11	R: 1 H: 1 E: 0 LOB: 2 K: 1 BB: 2 S: 12 P: 25	R: 0 H: 1 E: 0 LOB: 1 K: 2 BB: 0 S: 14 P: 24	R: 0 H: 0 E: 0 LOB: 0 K: 1 BB: 0 S: 10 P: 13	R: 5 H: 5 E: 0 LOB: 2 K: 0 BB: 3 S: 14 P: 33	R: 0 H: 0 E: 0 LOB: 0 K: 1 BB: 0 S: 9 P: 13

1B: 10 SF: 0
2B: 2 SAC: 0
3B: 1 DP: 2
HR: 1 HBP: 0

WP: 0 PA: 46
PB: 0
SB: 3
CS: 0

AB	40
R	10
H	14
RBI	9
BB	6
SO	13
LOB	22

PITCHER		IP	WLS	BF	H	R	ER	SO	BB	IBB	HBP	BLK	WP	HR	S	P	ERA	WHIP
51 Tyler Glasnow, R ERA: 4.91	(1, 1)	3.0		17	7	4	3	5	1	0	0	0	0	0	43	67	9.00	2.667
38 Wade LeBlanc, L ERA: 3.81	(4, 1)	1.0		3	0	0	0	3	0	0	0	0	0	0	9	11	0.00	0.000
57 Trevor Williams, R ERA: 6.35	(5, 1)	0.2		5	1	1	1	1	2	0	0	0	0	0	10	22	13.50	4.500
48 Jared Hughes, R ERA: 3.0	(5, 1)	0.1		1	0	0	0	0	0	0	0	0	0	0	2	3	0.00	0.000
59 Antonio Bastardo, L ERA: 4.11	(6, 1)	1.0		4	1	0	0	2	0	0	0	0	0	0	14	24	0.00	1.000

PITCHER		IP	WLS	BF	H	R	ER	SO	BB	IBB	HBP	BLK	WP	HR	S	P	ERA	WHIP
12 Juan Nicasio, R ERA: 4.37	(7, 1)	1.0		3	0	0	0	1	0	0	0	0	0	0	10	13	0.00	0.000
73 Felipe Vázquez, L ERA: 4.08	(8, 1)	0.1	L	6	4	5	5	0	1	0	0	0	0	1	10	21	135.00	15.000
52 Phil Coke, L ERA: 4.15	(8, 1)	1.2		7	1	0	0	1	1	1	0	0	0	0	13	25	0.00	1.200

BOTTOM

Washington Nationals @ Pittsburgh Pirates

PNC Park, Pittsburgh, PA

Sun Sep 25 2016, 1:37 PM - 5:38 PM EDT

Att. 28,924 - Partly Cloudy - 74 F

livebaseballscorecards.com

Batter	1	2	3	4	5	6	7	8	9	AB	R	H	RBI	BB	SO	LOB
28 John Jaso, L (1, 3) OBP: 0.346, SLG: 0.387	C FF 92 B CU 75 S SI 91 F SI 92 B SL 82 B FF 91 B SI 92 4-2 22 BB 55 BB 27 1B BB	C CU 74 B CU 74 F SI 92 T CU 76 1-2 K ③		B SI 87 B SI 88 C SI 89 S SI 90 S SI 90 2-3 K ③			X SI 89 0-0 L3 ①		C FC 92 B KC 82 X FC 92 1-1 G4-3 ②	2	1	0	0	1	2	1
57 Trevor Williams, R (5, 1)										0	0	0	0	0	0	0
48 Jared Hughes, R (5, 1)										0	0	0	0	0	0	0
59 Antonio Bastardo, R (6, 1)										0	0	0	0	0	0	0
12 Juan Nicasio, R (7, 1) OBP: 0.158, SLG: 0.158										0	0	0	0	0	0	0
37 Alen Hanson, S (7, PH) OBP: 0.389, SLG: 0.375										1	0	0	0	0	0	0
26 Adam Frazier, L (8, 7) OBP: 0.359, SLG: 0.429										1	0	0	0	0	0	0
55 Josh Bell, S (1, 9) OBP: 0.386, SLG: 0.436	C FF 92 F FF 92 B FF 93 D CU 76 B FF 92 B SI 92 4-2 27 1B 22 BB 3 SF7 1-2 BB		B FF 91 B CU 71 B FF 90 C FF 90 C FF 91 X FF 91 3-2 F7 ①		C SI 88 C SL 80 X SI 88 0-2 G3 ①		B SI 89 B SI 89 F SI 89 S CH 82 B CH 83 B SI 88 4-2 27 HR BB		B FC 91 C FC 91 C KC 82 X KC 81 1-2 G6-3 ③	2	2	0	0	2	0	0
73 Felipe Vázquez, L (8, 1)										0	0	0	0	0	0	0
52 Phil Coke, L (8, 1)										0	0	0	0	0	0	0
15 Jason Rogers, R (9, PH) OBP: 0.300, SLG: 0.174										1	0	0	0	0	0	0
22 Andrew McCutchen, R (1, 8) OBP: 0.339, SLG: 0.439	C SL 83 B FF 92 B SL 81 B SL 82 B SI 92 4-1 3 SF7 27 1B 10 P2 1-2 2-3 BB		F FF 93 F FF 91 S SL 83 0-3 K ②		B SL 85 B FF 90 F FF 92 X FF 91 2-1 17 1B 2B		B SL 91 B SL 90 C SI 97 B SI 96 X SI 97 3-1 F9 ②			3	1	1	0	1	1	1
27 Jung Ho Kang, R (1, 5) OBP: 0.368, SLG: 0.532	B FF 93 C SI 92 C FF 93 F SI 94 B SL 83 B FF 93 F SI 92 F FF 92 X FF 92 3-2 10 P2 1-2 2-3 3-H 1B		B FF 92 B FF 86 C FF 86 B SL 77 F FF 87 F SL 78 S FF 87 3-3 K ③		X FF 90 0-0 P3 ②		B CU 81 B SI 96 B SI 95 X SI 96 3-0 1-H HR			4	1	2	3	0	1	1
3 Sean Rodríguez, R (1, 7) OBP: 0.345, SLG: 0.518	F SL 84 X SL 82 0-1 SF7 ① 2-3 3-H			B FC 91 C FF 91 C CU 74 B FS 80 B SL 87 B FC 91 4-2 10 1B 18 FC6-4 BB	X FF 89 0-0 2-3 1B		B SI 96 B SI 96 C SI 95 B SL 90 F SI 96 C SL 91 3-3 K ③			0	0	0	1	0	0	0
17 Matt Joyce, L (4, 7) OBP: 0.395, SLG: 0.457										2	1	1	0	1	1	0
(8, 9)																
10 Jordy Mercer, R (1, 6) OBP: 0.329, SLG: 0.378	B FF 93 X FF 92 1-0 P2 ② 1-2 3-H			B FC 91 1 SAFE C FC 91 B SL 85 F FC 91 F FC 92 D FC 94 X FC 92 3-2 18 FC6-4 1-3 1B	C FF 93 D SL 90 X FF 92 1-1 L9 ③			B SL 83 B FF 92 S FF 92 B FF 92 F FF 92 X FF 92 3-2 G4-3 ①		4	0	1	0	0	0	3
18 Pedro Florimón, S (1, 4) OBP: 0.375, SLG: 0.533	C CU 76 B FF 91 F CH 84 B CH 84 B FF 91 X CH 82 3-2 P6 ③			S CU 75 X FC 92 0-1 FC6-4 24 CS 1-2f 3-H	L FF 89 S SL 85 S SL 87 0-3 K ①			C FF 93 S SL 85 F SL 84 B SL 85 S SL 82 1-3 K ②		4	0	0	1	0	2	2
24 Eric Fryer, R (1, 2) OBP: 0.331, SLG: 0.311		C SI 90 X SI 91 0-1 G4-3 ①		D FC 92 1 SAFE F FF 91 B SL 85 1 SAFE 1 SAFE S FC 90 B CU 78 X FC 93 3-2 23 1B 1-2 3B	X FF 91 0-0 G4-3 ②			C SL 84 B SL 85 S FF 93 B SL 85 F SL 83 B SL 84 S FF 92 3-3 K ③		4	1	1	0	0	1	0
51 Tyler Glasnow, L (1, 1) OBP: 0.200, SLG: 0.200		C SI 91 C CU 74 S CU 74 0-3 K ②		B FF 91 F FF 92 F FF 91 X FF 92 1-2 3-H 1B	F FF 92 S SL 87 F FF 92 B SL 87 F FF 92 B FF 92 B FF 93 X SL 87 3-2 G6-3 ③				B FC 93 C FF 93 B FC 92 T FF 93 S FC 93 2-3 K ①	1	0	0	0	0	1	0
38 Wade LeBlanc, L (4, 1)										0	0	0	0	0	0	0
23 David Freese, R (4, PH) OBP: 0.350, SLG: 0.403										3	0	1	1	0	1	0
(5, 3)																

Inning Stats																															
	R: 3	H: 1	E: 0	LOB: 1	K: 0	BB: 3	S: 18	P: 37	R: 0	H: 0	E: 0	LOB: 0	K: 2	BB: 0	S: 8	P: 9	R: 0	H: 0	E: 0	LOB: 0	K: 2	BB: 0	S: 10	P: 16	R: 2	H: 3	E: 0	LOB: 1	K: 1	BB: 1	S: 17	P: 30
	R: 0	H: 2	E: 0	LOB: 2	K: 0	BB: 0	S: 9	P: 12	R: 0	H: 0	E: 0	LOB: 0	K: 1	BB: 0	S: 9	P: 12	R: 2	H: 1	E: 0	LOB: 0	K: 1	BB: 1	S: 9	P: 22	R: 0	H: 0	E: 0	LOB: 0	K: 2	BB: 0	S: 11	P: 18
	R: 0	H: 0	E: 0	LOB: 0	K: 1	BB: 0	S: 8	P: 12	1B: 4	SF: 1	2B: 1	SAC: 0	3B: 1	DP: 0	HR: 1	HBP: 0	WP: 0	PA: 38	PB: 0	SB: 0	CS: 1										

PITCHER		IP	WLS	BF	H	R	ER	SO	BB	IBB	HBP	BLK	WP	HR	S	P	ERA	WHIP
22 A.J. Cole, R ERA: 5.09	(1, 1)	2.2		12	1	3	3	3	3	0	0	0	0	0	32	55	10.12	1.500
53 Rafael Martín, R ERA: 4.5	(3, 1)	0.1		1	0	0	0	1	0	0	0	0	0	0	4	7	0.00	0.000
38 Mat Latos, R ERA: 4.96	(4, 1)	0.2		5	3	2	2	0	1	0	0	0	0	0	14	25	27.00	6.000
33 Matt Grace, L ERA:	(4, 1)	0.2		2	0	0	0	1	0	0	0	0	0	0	6	8	0.00	0.000
18 Matt Belisle, R ERA: 1.81	(5, 1)	1.2		7	2	0	0	1	0	0	0	0	0	0	15	21	0.00	1.200

PITCHER		IP	WLS	BF	H	R	ER	SO	BB	IBB	HBP	BLK	WP	HR	S	P	ERA	WHIP
17 Sean Burnett, L ERA: 2.08	(7, 1)	0.1		2	0	1	1	0	1	0	0	0	0	0	3	7	27.00	3.000
32 Koda Glover, R ERA: 5.03	(7, 1)	0.2		3	1	1	1	1	0	0	0	0	0	1	6	15	13.50	1.500
27 Shawn Kelley, R ERA: 2.73	(8, 1)	1.0	W	3	0	0	0	2	0	0	0	0	0	0	11	18	0.00	0.000
43 Mark Melancon, R ERA: 1.74	(9, 1)	1.0	S	3	0	0	0	1	0	0	0	0	0	0	8	12	0.00	0.000

AB	32
R	7
H	7
RBI	6
BB	5
SO	10
LOB	8

Arizona Diamondbacks @ Washington Nationals

Nationals Park, Washington, DC

Mon Sep 26 2016, 7:06 PM - 10:48 PM EDT

Att. 18,707 - Overcast - 70 F

TOP

livebaseballscorecards.com

Batter	1	2	3	4	5	6	7	8	9	AB	R	H	RBI	BB	SO	LOB
2 Jean Segura, R (1, 4) OBP: 0.364, SLG: 0.493 15 Phil Gosselin, R (8, 4) OBP: 0.326, SLG: 0.372	X SI 92 0-0 ① F9			C SL 86 S SL 85 B SL 86 B SI 92 F SI 93 B SI 93 X SI 93 3-2 HR	B SL 86 F FF 88 X CU 75 1-1 ② P4	F CU 79 X SI 95 0-1 44 HBP 22 1B 1B		X FF 92 0-0 1-H HR		5 0	2 0	3 0	3 0	0 0	0 0	0 0
22 Jake Lamb, L (1, 5) OBP: 0.329, SLG: 0.517	B SI 91 B FF 91 B SI 92 C FF 91 F SI 92 X SI 92 3-2 ② F7			B CH 83 B CH 84 B SI 93 F SI 92 F CH 84 B FF 92 4-2 7 1B 27 1B BB	C FF 89 X CH 81 0-1 ③ G3-1	X SI 94 0-0 44 HBP 1-2 1B		B SI 95 B CH 84 F FF 94 X FF 93 2-1 HR		4	2	2	1	1	0	0
44 Paul Goldschmidt, R (1, 3) OBP: 0.414, SLG: 0.494 43 Edwin Escobar, L (8, 1) 61 Silvino Bracho, R (9, 1)	S SI 93 F SL 87 B SI 93 C SI 93 1-3 ③ K			C SL 86 B SI 93 B SI 93 B SI 93 S SI 93 F SI 93 1 SAFE X SI 94 3-2 ① F9		B CH 83 2-0 S CH 84 H CH 84 24 2B 1B B SI 94 2-0 H CU 78 1-2 2-3 HBP		B CU 79 B CH 84 C FF 93 X CH 83 2-1 ② G1-3		4 0 0	1 0 0	1 0 0	0 0 0	0 0 0	1 0 0	1 0 0
7 Welington Castillo, R (1, 2) OBP: 0.323, SLG: 0.426 28 Óscar Hernández, R (9, 2) OBP: 0.250, SLG: 0.625		F SI 91 S SL 86 S FF 91 0-3 ① K		1 SAFE S SL 86 D SL 86 B SI 93 B SI 93 X SI 92 3-1 27 1B 24 HR 1-3 1B		1 SAFE 2-2 C CH 83 S CU 74 H SAFE B CH 84 S CU 76 T SL 86 K X CU 78 0-0 ③ F8		B CU 80 C FF 94 C CU 80 C CU 80 1-3 ③ K		5 0	1 0	1 0	0 0	0 0	3 0	4 0
27 Brandon Drury, R (1, 7) OBP: 0.325, SLG: 0.450		C SI 92 S CU 77 F SI 91 T SI 94 0-2 ② K		B SI 91 D SL 85 C SI 93 F SL 85 X SI 92 2-2 24 HR 1-2 3-H 1B		B FF 88 C CU 75 B FF 88 C SL 84 F CU 76 F SL 85 B FF 89 X FF 86 3-2 E6 24 2B 1-2	C FF 84 C FF 85 B FF 86 B FF 85 B SL 77 S FF 86 3-3 ① K		B CH 85 B CH 83 X FF 93 2-0 24 G4-3 16 G6-3 2B	5	3	2	1	0	2	1
24 Yasmany Tomás, R (1, 9) OBP: 0.310, SLG: 0.506		B SL 86 F SL 87 F FF 92 F SI 94 S SL 86 1-3 ③ K		B SI 93 F SI 92 X SL 86 1-1 1-H 2-H HR		F SL 86 T FF 89 F FF 88 D CU 76 B FF 89 F FF 89 X SL 85 2-2 16 1B 1-H 2-H 2B	F FF 85 F FF 86 S SL 77 0-3 ② K		X FF 92 0-0 ① G4-3 2-3	5	2	2	5	0	2	1
16 Chris Owings, R (1, 6) OBP: 0.314, SLG: 0.412			B SL 86 X SI 91 1-0 ① F9	C SI 92 X CU 77 0-1 ② G6-3		F SL 84 F CU 76 X FF 88 0-2 19 HR 3-H 1B	B SL 79 S SL 77 F FF 86 B FF 87 S FF 86 2-3 ③ K		C CU 79 B CU 81 B CU 80 X FF 92 2-1 ② G6-3 3-H	5	1	1	2	0	1	0
19 Mitch Haniger, R (1, 8) OBP: 0.314, SLG: 0.411			X FF 92 0-0 ② L8	F SL 86 B SI 92 C CU 76 S SI 93 1-3 ③ K		F FC 87 B FF 87 F SL 84 F CU 76 X SL 83 1-2 1-H HR		B FF 94 C FF 94 C FF 95 B FF 94 F FF 94 F CH 84 B FF 94 F FF 95 B FF 94 4-2 2 HR BB	X FF 93 0-0 ③ P3	4	2	1	2	1	1	0
25 Archie Bradley, R (1, 1) OBP: 0.071, SLG: 0.073 48 Randall Delgado, R (4, 1) 14 Peter O'Brien, R (5, PH) OBP: 0.182, SLG: 0.397 52 Zack Godley, R (5, 1) OBP: 0.111, SLG: 0.111 29 Kyle Jensen, R (8, PH) OBP: 0.258, SLG: 0.464 (8, 3)			B SI 92 C SI 92 C SI 93 B SL 86 C SI 93 2-3 ③ K		B FF 86 X SL 85 1-0 ① P4	S SI 95 C SI 95 B SI 94 S CU 80 1-3 ② K		B FF 92 D CU 80 F FF 92 F FF 92 X FF 94 2-2 ① P3		1 0 1 1 1	0 0 0 0 0	0 0 0 0 0	0 0 0 0 0	0 0 0 1 0	1 0 0 0 0	0 0 0 0 1

| | | |

Batter	1	2	3	4	5	6	7	8	9	AB	R	H	RBI	BB	SO	LOB
7 Trea Turner, R (1, 8) OBP: 0.360, SLG: 0.563	C FF 92 X KC 79 0-1 28 CS 1B		B KC 79 C KC 78 T FF 93 B KC 81 F FF 93 X KC 80 2-2 ① F7	B FF 94 F KC 80 X FF 94 1-1 1-3 2-H 3-H 2B			B SI 91 X FF 89 1-0 28 G6-4-3 1B		X SL 82 0-0 ② G3 1-2	5	0	3	2	0	0	1
28 Jayson Werth, R (1, 7) OBP: 0.337, SLG: 0.425	C FF 93 ① 1 SAFE 1 SAFE C FF 92 B FF 94 B FF 93 F KC 81 F FF 94 1 SAFE 2-3 ② F FF 94 S FF 94 K 1-2		B FF 92 T FF 92 B KC 81 F FF 94 X FF 92 2-2 ② G5-3	D KC 80 B KC 79 B FF 93 C FF 93 B FF 93 4-1 BB			X SI 91 0-0 ① G6-4-3 1-2f		C SI 92 C FF 93 D SL 84 X SL 83 1-2 ③ G3	4	0	0	0	1	1	3
6 Anthony Rendon, R (1, 5) OBP: 0.348, SLG: 0.443	B FF 93 B FF 93 F FF 94 X FF 93 2-1 ③ F7		C KC 79 F FF 93 B KC 81 B KC 83 X FF 94 2-2 ③ F9	C SL 82 D SL 82 B SI 94 F SI 94 S SI 94 2-3 ③ K			C SI 91 S CU 82 B CU 82 X CU 83 1-2 ③ G5-3			4	0	0	0	0	1	3
40 Wilson Ramos, R (1, 2) OBP: 0.354, SLG: 0.496 29 Pedro Severino, R (6, 2) OBP: 0.480, SLG: 0.550		B FF 92 B KC 80 F FF 92 X FF 93 2-1 ① L9		F FF 92 B FF 93 X FF 93 1-1 11 1B 10 BB 48 BB 1B	B FF 90 F SI 92 F CU 82 F CU 83 B CU 83 B SI 92 C SI 90 3-3 ① K			B FF 91 X FF 92 1-0 ① P6		3 1	1 0	1 0	0 0	0 0	1 0	0 0
10 Stephen Drew, L (1, 4) OBP: 0.351, SLG: 0.538		C FF 93 B CH 86 B CH 86 T FF 93 X FF 94 2-2 48 3B 2B		D KC 80 B FF 93 C FF 93 B FF 94 B FF 94 4-1 48 BB 11 1B 7 2B 1-2 BB	B SI 91 F SI 92 B CH 83 X SI 91 2-1 ② G6-3			B FF 92 X FF 92 1-0 ② F8		3	2	1	0	1	0	0
11 Ryan Zimmerman, R (1, 3) OBP: 0.273, SLG: 0.375		C FF 94 B FF 94 B FF 94 F FF 94 S FF 94 2-3 ② K		F FF 93 B FF 94 F FF 93 D KC 81 F FF 94 X FF 94 2-2 48 BB 7 2B 1-2 2-3 1B	B SI 90 S FF 90 B SI 91 C FF 92 F FF 92 C CU 82 2-3 ③ K			B FF 93 X FF 92 1-0 1B		4	1	2	0	0	2	1
48 Brian Goodwin, L (1, 9) OBP: 0.361, SLG: 0.500 3 Michael Taylor, R (8, PH) OBP: 0.266, SLG: 0.362 (9, 9)		C FF 94 S FF 94 F FF 95 B FF 94 D KC 80 B FF 95 X FF 94 3-2 2-H 3B		S CH 85 S CH 85 B CH 86 B FF 94 B CH 87 B CH 88 4-2 7 2B 1-2 2-3 3-H BB		C SI 91 B SI 90 X CU 82 1-2 ① G4-3	B FF 90 C FF 92 F CU 79 C CU 81 1-3 ③ K		2 1	0 0	1 0	2 0	1 0	0 1	0 1
8 Danny Espinosa, S (1, 6) OBP: 0.308, SLG: 0.379		I IN 82 I IN 83 I IN 85 I IN 86 4-0 IBB		B FF 93 C FF 94 F CH 86 S KC 81 1-3 ① K		F SI 91 S SI 90 S CU 83 0-3 ② K			F SI 92 C SL 82 C FF 92 0-3 ① K	3	0	0	0	1	3	3
57 Tanner Roark, R (1, 1) OBP: 0.179, SLG: 0.143 14 Chris Heisey, R (4, PH) OBP: 0.296, SLG: 0.456 52 Yusmeiro Petit, R (5, 1) OBP: 0.167, SLG: 0.167 26 Trevor Gott, R (6, 1) 9 Ben Revere, L (6, PH) OBP: 0.264, SLG: 0.305 53 Rafael Martin, R (7, 1) 44 Lucas Giolito, R (8, 1) OBP: 0.250, SLG: 0.250 1 Wilmer Difo, S (9, PH) OBP: 0.358, SLG: 0.354		B FF 94 D FF 93 F FF 93 B FF 94 S FF 94 S FF 95 3-3 ③ K		D KC 81 C FF 94 F FF 95 C FF 93 1-3 ② K		C SI 91 B FC 89 B FC 91 C SI 91 X SI 92 2-2 ③ G3			B CH 83 B CH 83 F FF 92 B FF 91 B FF 91 4-1 7 G3 BB	1 1 0 0 1 0 0 0	0 0 0 0 0 0 0 0	0 0 0 0 0 0 0 0	0 0 0 0 0 0 0 1	0 0 0 0 0 0 0 0	1 1 0 0 0 0 0 0	2 3 0 0 0 0 0 0
Inning Stats	R: 0 E: 0 K: 1 S: 10 H: 1 LOB: 0 BB: 0 P: 14	R: 1 E: 0 K: 2 S: 15 H: 2 LOB: 2 BB: 1 P: 31	R: 0 E: 0 K: 0 S: 10 H: 0 LOB: 0 BB: 0 P: 16	R: 3 E: 0 K: 3 S: 21 H: 3 LOB: 3 BB: 3 P: 41	R: 0 E: 0 K: 2 S: 10 H: 0 LOB: 0 BB: 0 P: 17	R: 0 E: 0 K: 1 S: 9 H: 0 LOB: 0 BB: 0 P: 12	R: 0 E: 0 K: 0 S: 5 H: 1 LOB: 0 BB: 0 P: 7	R: 0 E: 0 K: 1 S: 6 H: 1 LOB: 1 BB: 0 P: 10	R: 0 E: 0 K: 1 S: 8 H: 0 LOB: 1 BB: 1 P: 13	1B: 5 2B: 3 3B: 1 HR: 0 SF: 0 SAC: 0 DP: 2 HBP: 0						

PITCHER	IP	WLS	BF	H	R	ER	SO	BB	IBB	HBP	BLK	WP	HR	S	P	ERA	WHIP
25 Archie Bradley, R (1, 1) ERA: 5.15	3.2		20	6	4	4	5	3	1	0	0	0	0	53	97	9.82	2.455
48 Randall Delgado, R (4, 1) ERA: 4.38	0.1		1	0	0	0	1	0	0	0	0	0	0	3	5	0.00	0.000
52 Zack Godley, R (5, 1) ERA: 6.19	3.0	W	9	1	0	0	3	0	0	0	0	0	0	24	36	0.00	0.333
43 Edwin Escobar, L (8, 1) ERA: 7.23	1.0		4	1	0	0	1	0	0	0	0	0	0	6	10	0.00	1.000
61 Silvino Bracho, R (9, 1) ERA: 7.83	1.0		4	0	0	0	1	1	0	0	0	0	0	8	13	0.00	1.000

PITCHER	IP	WLS	BF	H	R	ER	SO	BB	IBB	HBP	BLK	WP	HR	S	P	ERA	WHIP

BOTTOM

Arizona Diamondbacks @ Washington Nationals

Nationals Park, Washington, DC

Mon Sep 26 2016, 7:06 PM - 10:48 PM EDT

Att. 18,707 - Overcast - 70 F

livebaseballscorecards.com

AB	33
R	4
H	8
RBI	4
BB	5
SO	11
LOB	17

WP: 0	PA: 38		
PB: 0			
SB: 0			
CS: 1			

Batter	1	2	3	4	5	6	7	8	9	AB	R	H	RBI	BB	SO	LOB
2 Jean Segura, R (1, 4) OBP: 0.363, SLG: 0.496	X FF 93 0-0 HR	C SL 86 S SL 87 D SL 88 F SL 87 B FF 97 S SL 88 2-3 ③ K			C FF 94 F CH 84 S CH 85 0-3 ① K		C CH 85 F KC 81 B SI 94 F KC 79 B CH 85 X CH 84 2-2 ② G4-3			4	1	1	1	0	2	2
22 Jake Lamb, L (1, 5) OBP: 0.330, SLG: 0.518	C FF 94 B FF 94 S SL 88 F FF 94 B CU 79 B CH 85 B FF 94 4-2 27 FC5-4 BB		X FF 92 0-0 7 2B 2B		B SL 85 C FF 94 B CH 86 B SL 86 F FF 94 S CH 86 3-3 ② K		C SI 94 B KC 79 X SI 93 1-1 ③ G5-3			3	1	1	0	1	1	0
44 Paul Goldschmidt, R (1, 3) OBP: 0.413, SLG: 0.491	S SL 85 S SL 85 X FF 94 0-2 ① P3		C SL 86 C FF 94 D SL 87 S SL 86 1-3 ① K		B FF 94 B FF 95 B SL 85 B FF 94 4-0 BB			B FF 91 X SL 82 1-0 ① G6-3		3	0	0	0	1	1	2
7 Welington Castillo, R (1, 2) OBP: 0.322, SLG: 0.427	D SL 85 C SL 84 B FF 94 B FF 93 X FF 94 3-1 ② L7		S SL 85 X FF 95 0-1 27 L8 2-H 2B		1 SAFE S SL 84 1 SAFE S SL 85 B SL 85 F FF 94 1 SAFE B CH 83 S CH 85 2-3 ③ K			C SL 82 B SL 82 F FF 92 X SL 83 1-2 ② F7		4	0	1	1	0	1	2
27 Brandon Drury, R (1, 7) OBP: 0.322, SLG: 0.446	X FF 93 0-0 ③ FC5-4 1-2f		B CU 77 C SL 86 B SL 86 C FF 94 X FF 94 2-2 ② L8 2-3			C FF 94 X SL 85 0-1 ① L6		B FF 92 C SL 81 X SL 82 1-1 ③ F7		4	0	0	0	0	0	2
24 Yasmany Tomás, R (1, 9) OBP: 0.310, SLG: 0.504		C SL 84 X FF 93 0-1 55 SH5-4 16 1B 1B	B FF 94 D SL 86 S SL 86 S FF 94 F FF 95 F SL 86 D CU 77 S FF 94 3-3 ③ K			S SL 85 S SL 85 X SL 86 0-2 ② G5-3			F FC 92 X FF 93 0-1 ① G5-3	4	0	1	0	0	1	1
16 Chris Owings, R (1, 6) OBP: 0.316, SLG: 0.413		F FF 92 F FF 93 X FF 94 0-2 55 SH5-4 1-2 1B	L FF 93 F CU 76 S SL 86 0-3 ① K			S SL 84 B FF 95 X SL 85 1-1 19 BLK 1B			C FC 92 B FC 92 S KC 82 F KC 82 F KC 80 S KC 82 1-3 ② K2-3	4	0	2	0	0	2	0
19 Mitch Haniger, R (1, 8) OBP: 0.305, SLG: 0.398 56 Steve Hathaway, L (7, 1) 36 Enrique Burgos, R (8, 1) 15 Phil Gosselin, R (9, PH) OBP: 0.325, SLG: 0.370		C SL 85 X FF 93 0-1 ① L8		F SL 84 B FF 94 C CU 76 B FF 95 S SL 85 2-3 ② K		C FF 92 B FF 95 S SL 87 B FF 95 D FC 88 S SL 86 3-3 ③ K 1-2			X FF 92 0-0 ③ B5	3 0 0 1	0 0 0 0	0 0 0 0	0 0 0 0	0 0 0 0	2 0 0 0	3 0 0 0
55 Matt Koch, L (1, 1) 48 Randall Delgado, R (6, 1) 30 Sócrates Brito, L (6, 8) OBP: 0.200, SLG: 0.341		M CU 78 B FF 92 X FF 93 1-1 ② SH5-4 1-2 2-3	C FF 93 B FF 94 C FF 94 C CU 74 1-3 ③ K				B SI 93 C SI 93 X SI 94 1-1 ① L6			1 0 1	0 0 0	0 0 0	0 0 0	0 0 0	1 0 0	0 0 0
Inning Stats	R: 1 E: 0 K: 0 S: 10 H: 1 LOB: 1 BB: 1 P: 17	R: 0 E: 0 K: 1 S: 13 H: 2 LOB: 2 BB: 0 P: 16	R: 1 E: 0 K: 2 S: 14 H: 2 LOB: 1 BB: 0 P: 20	R: 0 E: 0 K: 3 S: 9 H: 0 LOB: 0 BB: 0 P: 12	R: 0 E: 0 K: 3 S: 10 H: 0 LOB: 1 BB: 1 P: 19	R: 0 E: 0 K: 1 S: 10 H: 1 LOB: 1 BB: 0 P: 14	R: 0 E: 0 K: 0 S: 8 H: 0 LOB: 0 BB: 0 P: 12	R: 0 E: 0 K: 0 S: 6 H: 0 LOB: 0 BB: 0 P: 9	R: 0 E: 0 K: 1 S: 8 H: 0 LOB: 0 BB: 0 P: 9	1B: 3 2B: 2 3B: 0 HR: 1 SF: 0 SAC: 1 DP: 0 HBP: 0						

TOP

Arizona Diamondbacks @ Washington Nationals

Nationals Park, Washington, DC

Tue Sep 27 2016, 7:06 PM - 9:45 PM EDT

Att. 24,297 - Clear - 75 F

livebaseballscorecards.com

AB	32
R	2
H	6
RBI	2
BB	2
SO	11
LOB	12

PITCHER		IP	WLS	BF	H	R	ER	SO	BB	IBB	HBP	BLK	WP	HR	S	P	ERA	WHIP
31 Max Scherzer, R ERA: 2.82	(1, 1)	6.0	W	26	6	2	2	10	2	0	0	1	0	1	66	98	3.00	1.333
36 Sammy Solís, L ERA: 2.29	(7, 1)	1.0	H	3	0	0	0	0	0	0	0	0	0	0	8	12	0.00	0.000
27 Shawn Kelley, R ERA: 2.68	(8, 1)	1.0	H	3	0	0	0	0	0	0	0	0	0	0	6	9	0.00	0.000
43 Mark Melancon, R ERA: 1.71	(9, 1)	1.0	S	3	0	0	0	1	0	0	0	0	0	0	8	9	0.00	0.000

PITCHER	IP	WLS	BF	H	R	ER	SO	BB	IBB	HBP	BLK	WP	HR	S	P	ERA	WHIP

WP: 0 PB: 0 SB: 0 CS: 0 PA: 35

Batter	1	2	3	4	5	6	7	8	9	AB	R	H	RBI	BB	SO	LOB
7 Trea Turner, R (1, 8) OBP: 0.362, SLG: 0.560	X FF 92 0-0 ① P3		C SL 90 X FF 94 0-1 ③ L8			S SL 81 D SL 83 C SL 83 D SL 84 B SL 84 B SI 93 4-2 6 S 6 HR 1-2 2-3 BB		C FF 96 S SL 88 X SL 91 0-2 28 F8 28 S 1B		3	1	1	0	1	0	0
28 Jayson Werth, R (1, 7) OBP: 0.337, SLG: 0.423	C FF 92 B CU 80 F SL 91 H SI 93 2-2 HBP			B CU 76 B SL 91 C SL 89 B SL 91 F FF 92 F FF 94 X SL 90 3-2 ① F9		C SI 92 F SI 93 S CH 83 0-3 ① K		1 SAFE B SL 90 B FF 95 C SL 92 C SL 92 D SL 91 X SL 91 3-2 ② F8 1-3		3	0	0	0	0	1	4
10 Stephen Drew, L (1, 4) OBP: 0.342, SLG: 0.526	B SI 92 B FF 91 C FF 91 F FF 90 F SL 91 F CH 87 F SL 89 F SI 92 X CU 83 2-2 ② F8			B SL 90 B SI 93 C SI 93 F SI 91 X SL 91 2-2 ② F8		B CH 84 D SL 81 X SI 94 2-0 ② SF7 2-3 3-H		B FF 98 F FF 98 X FF 97 1-1 ③ G4-3		3	0	0	1	0	0	2
6 Anthony Rendon, R (1, 5) OBP: 0.348, SLG: 0.448	B SI 94 F SL 91 F SL 90 F CU 81 B SL 84 X FF 92 2-2 ③ P3			C SL 90 B SL 91 B FF 92 C SL 90 C SL 91 2-3 ③ K		D SL 84 X SI 93 1-0 1-H 3-H HR				3	1	1	3	0	1	1
11 Ryan Zimmerman, R (1, 3) OBP: 0.271, SLG: 0.372		F FF 92 X SI 93 0-1 ① G6-3			C FF 91 B FF 91 C FF 92 X SL 90 1-2 ① G4-3	C SI 92 B SI 92 B SI 93 X SI 93 2-1 ③ F8				3	0	0	0	0	0	1
48 Brian Goodwin, L (1, 9) OBP: 0.333, SLG: 0.459		C FF 93 B SL 92 F FF 93 S SL 90 1-3 ② K			C SL 90 X FF 93 0-1 ② G4-3		C FF 91 F CU 74 B FF 93 B FF 92 S FF 91 2-3 ① K			3	0	0	0	0	2	0
8 Danny Espinosa, S (1, 6) OBP: 0.306, SLG: 0.376		X SI 93 0-0 ③ B4-3			C SL 91 X SL 89 0-1 ③ G3		C CU 75 F FF 92 C CH 85 0-3 ② K			3	0	0	0	0	1	0
59 Jose Lobaton, S (1, 2) OBP: 0.321, SLG: 0.366 29 Pedro Severino, R (6, PR) OBP: 0.462, SLG: 0.524 (7, 2)			T FF 92 B FF 92 X SL 89 1-1 ① L8			S SI 92 F FF 92 B SL 90 X SL 89 1-2 7 BB 1 BB 10 SF7 1B	X FF 92 0-0 ③ G3			2 1	0 1	1 0	0 0	0 0	0 0	0 0
31 Max Scherzer, R (1, 1) OBP: 0.186, SLG: 0.176 1 Wilmer Difo, S (6, PH) OBP: 0.370, SLG: 0.354 36 Sammy Solis, R (7, 1) 27 Shawn Kelley, R (8, 1) 9 Ben Revere, L (8, PH) OBP: 0.263, SLG: 0.304 43 Mark Melancon, R (9, 1)			C SI 92 F SL 90 B SL 90 C SI 94 1-3 ② K			B FF 92 B FF 91 B FF 91 B SI 90 4-0 10 SF7 7 BB 6 HR 1-2 BB		B FF 95 C FF 96 F FF 96 X FF 97 1-2 ① G5-3		1 0 0 0 0 1	0 1 0 0 0 0	0 0 0 0 0 0	0 1 0 0 0 0	1 0 0 0 0 0	0 0 0 0 0 0	0 0 0 0 0 0
Inning Stats	R: 0 E: 0 K: 0 S: 14 H: 0 LOB: 1 BB: 0 P: 20	R: 0 E: 0 K: 1 S: 6 H: 0 LOB: 0 BB: 0 P: 7	R: 0 E: 0 K: 1 S: 7 H: 0 LOB: 0 BB: 0 P: 9	R: 0 E: 0 K: 1 S: 10 H: 0 LOB: 0 BB: 0 P: 17	R: 0 E: 0 K: 0 S: 7 H: 0 LOB: 0 BB: 0 P: 8	R: 4 E: 0 K: 1 S: 12 H: 2 LOB: 1 BB: 2 P: 26	R: 0 E: 0 K: 2 S: 7 H: 0 LOB: 0 BB: 0 P: 9	R: 0 E: 0 K: 0 S: 11 H: 1 LOB: 1 BB: 0 P: 16		1B: 2 2B: 0 3B: 0 HR: 1 SF: 1 SAC: 0 DP: 0 HBP: 1						

PITCHER		IP	WLS	BF	H	R	ER	SO	BB	IBB	HBP	BLK	WP	HR	S	P	ERA	WHIP
55 Matt Koch, R ERA: 2.25	(1, 1)	5.0		18	1	2	2	3	1	0	1	0	0	0	47	69	3.60	0.400
48 Randall Delgado, R ERA: 4.56	(6, 1)	1.0	L	5	1	2	2	1	1	0	0	0	0	1	9	18	18.00	2.000
56 Steve Hathaway, L ERA: 4.5	(7, 1)	1.0		3	0	0	0	2	0	0	0	0	0	0	7	9	0.00	0.000
36 Enrique Burgos, R ERA: 5.66	(8, 1)	1.0		4	1	0	0	0	0	0	0	0	0	0	11	16	0.00	1.000

PITCHER	IP	WLS	BF	H	R	ER	SO	BB	IBB	HBP	BLK	WP	HR	S	P	ERA	WHIP

BOTTOM

Arizona Diamondbacks @ Washington Nationals
Nationals Park, Washington, DC
Tue Sep 27 2016, 7:06 PM - 9:45 PM EDT
Att. 24,297 - Clear - 75 F

livebaseballscorecards.com

AB	26
R	4
H	3
RBI	4
BB	2
SO	6
LOB	8

WP: 0 PA: 30
PB: 0
SB: 2
CS: 0

Batter	1	2	3	4	5	6	7	8	9	AB	R	H	RBI	BB	SO	LOB
2 Jean Segura, R (1, 4) OBP: 0.366, SLG: 0.498	B CU 76 B SI 91 C SI 90 X CH 85 2-1 44 S 16 1B 44 G6-3 1B		B CU 77 B SI 90 C FF 91 X FF 91 2-1 16 FC4-6 1B	M FF 92 B FF 92 L FF 92 B FF 92 X CU 78 2-2 16 1B 44 1B 1B						3	2	3	0	0	0	0
16 Chris Owings, R (1, 6) OBP: 0.318, SLG: 0.415	B FF 90 C SI 91 D CU 76 1 SAFE X SI 91 2-1 7 F8 44 S 1-2 1B		B FF 90 B FF 91 X SI 90 2-0 ① FC4-6 7 E 7 S 27 2B 1-2f	1 SAFE F FF 92 X FF 91 0-1 44 1B 1-2 1B						3	1	2	0	0	0	1
44 Paul Goldschmidt, R (1, 3) OBP: 0.413, SLG: 0.490	S CH 85 C FF 92 B FF 90 D CU 78 X CH 86 2-2 ① G6-3 1-2 2-H		D SI 91 B FF 91 1 SAFE B CH 84 C SI 91 C FF 92 F FF 93 F FF 91 F FF 93 3-2 ② L7	B CH 84 C SI 92 F FF 92 B FF 91 B CU 79 X FF 92 3-2 1-3 2-H 1B						3	0	1	2	0	0	2
7 Welington Castillo, R (1, 2) OBP: 0.322, SLG: 0.425	C CU 76 F CU 77 B FF 90 F CU 78 X FF 92 1-2 ② F8 2-3		1 SAFE B CU 78 B CU 78 B CH 85 B SI 91 4-0 27 2B 1-3 BB	1 SAFE 1 SAFE S SL 83 1 SAFE X SL 84 0-1 ③ L6						2	0	0	0	1	0	3
27 Brandon Drury, R (1, 7) OBP: 0.322, SLG: 0.447	D CU 77 B CU 78 B CH 87 C FF 92 F FF 92 S CU 78 3-3 ③ K		X CU 76 0-0 1-3 3-H 2B		X FF 88 0-0 ① F9					3	0	1	1	0	1	1
24 Yasmany Tomás, R (1, 9) OBP: 0.312, SLG: 0.504		B SI 91 B SI 91 C FF 91 B CU 77 X SI 91 3-1 19 G6-4-3 22 BB 1B	I IN 81 I IN 82 I IN 82 I IN 82 4-0 22 FC4-6 IBB		B SL 82 X FF 90 1-0 ② G6-3					2	0	1	0	1	0	0
22 Jake Lamb, L (1, 5) OBP: 0.330, SLG: 0.516		C FF 91 C FF 90 B CU 77 F FF 91 D CU 78 B CH 84 B SI 92 4-2 19 G6-4-3 1-2 BB	C SI 90 X SI 92 0-1 ③ FC4-6 1-2f		C SI 89 X SL 87 0-1 ③ G3					2	0	0	0	1	0	3
19 Mitch Haniger, R (1, 8) OBP: 0.296, SLG: 0.385		F SI 92 D CH 85 C CU 78 F CU 78 B CH 81 D CU 78 F SI 91 X SI 92 3-2 ① ② G6-4-3 1-2f 2-3		F SI 89 S CH 84 B FF 90 F FF 91 S CU 78 1-3 ① K		B FF 86 B FF 86 C FF 85 B FF 86 X FF 87 3-1 ① P4				3	0	0	0	0	1	2
26 Shelby Miller, R (1, 1) OBP: 0.125, SLG: 0.219		B CU 76 C CU 77 S CH 85 S CU 78 1-3 ③ K		S SI 91 B CH 85 B SI 91 C SI 91 S CU 77 2-3 ② K						2	0	0	0	0	2	1
Inning Stats	R: 1 E: 0 K: 1 S: 14 H: 2 LOB: 1 BB: 0 P: 24	R: 0 E: 0 K: 1 S: 13 H: 1 LOB: 1 BB: 1 P: 24	R: 1 E: 0 K: 0 S: 14 H: 2 LOB: 3 BB: 2 P: 29	R: 1 E: 0 K: 2 S: 17 H: 3 LOB: 2 BB: 0 P: 25	R: 0 E: 0 K: 0 S: 4 H: 0 LOB: 0 BB: 0 P: 5	R: 0 E: 0 K: 0 S: 2 H: 0 LOB: 0 BB: 0 P: 5				1B: 7 2B: 1 3B: 0 HR: 0 SF: 0 SAC: 0 DP: 1 HBP: 0						

TOP

Arizona Diamondbacks @ Washington Nationals

Nationals Park, Washington, DC

Wed Sep 28 2016, 7:39 PM - 9:33 PM EDT

Att. 20,577 - Cloudy - 70 F

livebaseballscorecards.com

AB	23
R	3
H	8
RBI	3
BB	3
SO	4
LOB	13

WP: 0 PA: 26
PB: 0
SB: 3
CS: 0

PITCHER		IP	WLS	BF	H	R	ER	SO	BB	IBB	HBP	BLK	WP	HR	S	P	ERA	WHIP
47 Gio González, L ERA: 4.57	(1, 1)	3.2	L	21	8	3	3	4	2	1	0	0	0	0	56	100	7.36	2.727
18 Matt Belisle, R ERA: 1.76	(4, 1)	1.1		4	0	0	0	0	0	0	0	0	0	0	6	7	0.00	0.000
53 Rafael Martín, R ERA: 2.7	(6, 1)	0.1		1	0	0	0	0	0	0	0	0	0	0	2	5	0.00	0.000

PITCHER	IP	WLS	BF	H	R	ER	SO	BB	IBB	HBP	BLK	WP	HR	S	P	ERA	WHIP

Batter	1	2	3	4	5	6	7	8	9	AB	R	H	RBI	BB	SO	LOB
7 Trea Turner, R (1, 4) OBP: 0.362, SLG: 0.558	C FF 93 S FC 91 S FF 96 0-3 ① K		C SI 94 X FC 91 0-1 9 CS 1B		C CU 82 X FF 96 0-1 ③ L8					3	0	1	0	0	1	2
9 Ben Revere, L (1, 8) OBP: 0.262, SLG: 0.302	B SI 94 C FF 95 X FF 94 1-1 ② F7		1 SAFE 1 SAFE B SI 93 C SI 94 F FC 90 C CU 78 1-3 ②③ K 1-2							2	0	0	0	0	1	1
6 Anthony Rendon, R (1, 5) OBP: 0.350, SLG: 0.450	S SI 95 F SI 96 B FF 96 X FF 96 1-2 25 FC4 1B			F FF 94 F CU 81 B CU 79 F FC 90 X SI 95 1-2 28 G6-4-3 1B						2	0	2	0	0	0	0
25 Clint Robinson, L (1, 3) OBP: 0.298, SLG: 0.328	C SI 94 B FC 90 B SI 95 X SI 94 2-1 ③ FC4 1-2f			F FF 94 C FC 88 S FC 89 0-3 ① K						2	0	0	0	0	1	2
28 Jayson Werth, R (1, 7) OBP: 0.337, SLG: 0.422		C FF 94 B FC 91 B FF 90 B FF 94 B FF 95 4-1 BB		B FF 95 B FF 96 F FF 96 F FF 96 X SI 95 2-2 ②③ G6-4-3 1-2f						1	0	0	0	1	0	1
48 Brian Goodwin, L (1, 9) OBP: 0.341, SLG: 0.462		B SI 94 F FF 94 B SI 94 C FF 93 1 SAFE X SI 95 2-2 ① L8			X SI 93 0-0 10 G3 59 1B 1B					2	0	1	0	0	0	1
8 Danny Espinosa, S (1, 6) OBP: 0.305, SLG: 0.375		B CU 80 X SI 94 1-0 ② F7			S FC 89 C FF 94 B FC 90 F FC 90 F FF 96 D FC 90 F CU 80 S FF 96 2-3 ① K					2	0	0	0	0	1	2
59 Jose Lobaton, S (1, 2) OBP: 0.324, SLG: 0.368		B SI 94 F SI 94 F FC 90 B FF 96 F FF 96 X CU 80 2-2 ③ G3			C CU 81 B FF 89 X SI 95 1-1 10 G3 1-2 1B					2	0	1	0	0	0	1
47 Gio González, R (1, 1) OBP: 0.148, SLG: 0.173 18 Matt Belisle, R (4, 1) 10 Stephen Drew, L (5, PH) OBP: 0.340, SLG: 0.522 53 Rafael Martín, R (6, 1)			C SI 92 B SI 90 F FF 92 F FF 95 S CU 81 1-3 ① K		C SI 94 D FC 90 F FF 95 X FF 91 1-2 ② G3 1-2 2-3					1 0 1 0	0 0 0 0	0 0 0 0	0 0 0 0	0 0 0 0	1 0 0 0	0 0 2 0
Inning Stats	R: 0 E: 0 K: 1 S: 10 H: 1 LOB: 1 BB: 0 P: 14	R: 0 E: 0 K: 0 S: 9 H: 0 LOB: 1 BB: 1 P: 18	R: 0 E: 0 K: 2 S: 9 H: 1 LOB: 0 BB: 0 P: 11	R: 0 E: 0 K: 1 S: 10 H: 1 LOB: 0 BB: 0 P: 13	R: 0 E: 0 K: 1 S: 14 H: 2 LOB: 2 BB: 0 P: 18					1B: 5 2B: 0 3B: 0 HR: 0		SF: 0 SAC: 0 DP: 1 HBP: 0		WP: 0 PB: 0 SB: 0 CS: 1	PA: 19	

PITCHER	IP	WLS	BF	H	R	ER	SO	BB	IBB	HBP	BLK	WP	HR	S	P	ERA	WHIP
26 Shelby Miller, R (1, 1) ERA: 6.15	5.0	W	19	5	0	0	5	1	0	0	0	0	0	52	74	0.00	1.200

PITCHER	IP	WLS	BF	H	R	ER	SO	BB	IBB	HBP	BLK	WP	HR	S	P	ERA	WHIP

BOTTOM

Arizona Diamondbacks @ Washington Nationals

Nationals Park, Washington, DC

Wed Sep 28 2016, 7:39 PM - 9:33 PM EDT

Att. 20,577 - Cloudy - 70 F

livebaseballscorecards.com

AB	18
R	0
H	5
RBI	0
BB	1
SO	5
LOB	12

Arizona Diamondbacks @ Washington Nationals

Nationals Park, Washington, DC

Thu Sep 29 2016, 1:09 PM - 4:01 PM EDT

Att. 21,618 - Overcast - 70 F

TOP

livebaseballscorecards.com

Batter	1	2	3	4	5	6	7	8	9	AB	R	H	RBI	BB	SO	LOB
2 Jean Segura, R (1, 4) OBP: 0.367, SLG: 0.498	C SI 94 B SI 94 F SL 85 F SL 86 B SI 94 B SL 82 F SL 85 F SL 86 F SI 93 4-2 F SI 83 F SL 86 B SI 95 22 S 16 G1-3 BB		B SL 84 X SL 85 1-0 16 1B 22 1B 1B		C SI 88 B CH 82 C SI 88 S SI 89 1-3 ② K		B CU 79 C CH 86 C FF 92 S FF 95 1-3 ③ K			2	1	1	0	1	1	0
14 Peter O'Brien, R (7, PH) OBP: 0.179, SLG: 0.391										1	0	0	0	0	1	0
61 Silvino Bracho, R (7, 1)										0	0	0	0	0	0	0
41 Daniel Hudson, R (8, 1)										0	0	0	0	0	0	0
16 Chris Owings, R (1, 6) OBP: 0.318, SLG: 0.414	1 SAFE S SL 86 B SL 81 1 SAFE C SI 92 B SI 92 F SL 86 X SL 86 2-2 ① G1-3 1-2		B SI 89 B SL 84 C SI 90 C SI 90 X SL 84 2-2 22 1B 1-2 1B		X FF 95 0-0 ③ G6-3			C CU 76 X FF 95 0-1 ① G5-3		4	0	1	0	0	0	1
44 Paul Goldschmidt, R (1, 3) OBP: 0.412, SLG: 0.489	C SL 86 B SI 92 F SI 92 B SI 92 F SL 86 B SL 86 F CH 87 S SL 85 3-3 ② K		C SL 85 2 SAFE B SI 92 T CH 85 B SI 91 X SL 85 2-2 ② F8			C FF 92 B CU 77 X FF 95 1-1 22 BB 1B		B FF 95 B CU 78 F FF 94 X FF 96 2-1 ② L9		4	0	1	0	0	1	3
22 Jake Lamb, L (1, 5) OBP: 0.332, SLG: 0.515	F SI 92 B CH 86 S SL 83 B SI 91 F SL 85 S SL 86 2-3 ③ K 2-3		X SL 81 0-0 1-3 2-H 1B			B FF 94 1 SAFE C FF 93 B CH 82 B FF 95 B FF 94 4-1 1-2 BB		B FF 94 F FF 95 F FF 96 B FF 96 F CU 82 S CU 80 2-3 ③ K2-3		3	0	1	1	1	2	1
27 Brandon Drury, R (1, 7) OBP: 0.322, SLG: 0.446		F SI 91 B SI 92 B SI 92 X SL 85 2-1 ① G5-3	C SI 91 F CH 89 S SI 92 0-3 ③ K			B FF 93 B CU 76 F FF 94 X FF 95 2-1 ① P3			X FF 92 0-0 30 HR 1B	4	1	1	0	0	1	4
19 Mitch Haniger, R (1, 8) OBP: 0.295, SLG: 0.374		C SI 91 S CH 86 B SI 94 B SI 93 B SL 87 F SL 87 B CH 88 4-2 8 FC6-4 BB		B SI 91 T SI 92 B SL 84 X SI 91 2-1 ① G6-3		C FF 96 X FF 97 0-1 ② L8			X FF 92 0-0 ① F8	3	0	0	0	1	0	3
30 Sócrates Brito, L (1, 9) OBP: 0.202, SLG: 0.370	B SI 92 F CH 84 F SI 91 X SL 84 1-2 ② P6		B SI 91 S CH 86 F SI 91 B SI 92 F SL 84 X SL 83 2-2 ② F9			B FF 96 B CH 85 B FF 96 C FF 93 X FF 94 3-1 ③ G4-3			B FF 93 X FF 92 1-0 1-H HR	4	1	1	2	0	0	3
8 Tuffy Gosewisch, R (1, 2) OBP: 0.221, SLG: 0.276	B SI 90 S SL 85 S SL 78 X SI 91 1-2 ③ FC6-4 1-2f		B SI 91 F SL 79 F SL 84 B SI 93 B SL 80 C SI 92 3-3 ③ K				C FF 93 X FF 95 0-1 ① F8		B FF 91 C FC 90 C KC 80 B KC 82 S FC 92 2-3 ② K	3	0	0	0	0	1	1
29 Kyle Jensen, R (9, PH) OBP: 0.250, SLG: 0.448										1	0	0	0	0	1	0
38 Robbie Ray, L (1, 1) OBP: 0.204, SLG: 0.283			B SI 91 C SI 91 F SI 92 B SL 79 F SI 91 F SL 85 C SI 91 2-3 ① K		B SI 86 C SI 86 C SI 87 X SL 78 1-2 ① G1-3		C FF 94 F FF 94 F FF 95 F FF 96 F FF 97 X CU 82 0-2 ② G6-3		B FC 91 B FF 91 C FC 89 B FC 90 X FF 90 3-1 ③ G5-3	2	0	0	0	0	1	0
52 Zack Godley, R (5, 1) OBP: 0.111, SLG: 0.111										0	0	0	0	0	0	0
15 Phil Gosselin, R (7, PH) OBP: 0.322, SLG: 0.367										2	0	0	0	0	0	0
(7, 4)																

	AB	33
	R	3
	H	6
	RBI	3
	BB	3
	SO	9
	LOB	16

Inning Stats																																
	R: 0 E: 0 K: 2 S: 21	H: 0 LOB: 1 BB: 1 P: 32		R: 0 E: 0 K: 0 S: 11	H: 0 LOB: 1 BB: 1 P: 19		R: 1 E: 0 K: 2 S: 16	H: 3 LOB: 2 BB: 0 P: 23		R: 0 E: 0 K: 1 S: 9	H: 0 LOB: 0 BB: 0 P: 16		R: 0 E: 0 K: 1 S: 7	H: 0 LOB: 0 BB: 0 P: 9		R: 0 E: 0 K: 0 S: 9	H: 1 LOB: 2 BB: 1 P: 19		R: 0 E: 0 K: 1 S: 11	H: 0 LOB: 0 BB: 0 P: 12		R: 0 E: 0 K: 1 S: 8	H: 0 LOB: 0 BB: 0 P: 12		R: 2 E: 0 K: 1 S: 8	H: 2 LOB: 0 BB: 0 P: 14		1B: 5 2B: 0 3B: 0 HR: 1	SF: 0 SAC: 0 DP: 0 HBP: 0		WP: 0 PB: 0 SB: 1 CS: 0	PA: 36

PITCHER		IP	WLS	BF	H	R	ER	SO	BB	IBB	HBP	BLK	WP	HR	S	P	ERA	WHIP
41 Joe Ross, R ERA: 3.43	(1, 1)	4.0		17	3	1	1	5	2	0	0	0	0	0	57	90	2.25	1.250
17 Sean Burnett, L ERA: 1.8	(5, 1)	0.2		2	0	0	0	1	0	0	0	0	0	0	6	8	0.00	0.000
49 Reynaldo López, R ERA: 4.57	(5, 1)	3.2	W	15	3	2	2	2	1	0	0	0	0	1	32	48	4.91	1.091
43 Mark Melancon, R ERA: 1.7	(9, 1)	0.2	S	2	0	0	0	1	0	0	0	0	0	0	5	10	0.00	0.000

PITCHER	IP	WLS	BF	H	R	ER	SO	BB	IBB	HBP	BLK	WP	HR	S	P	ERA	WHIP

Batter	1	2	3	4	5	6	7	8	9	AB	R	H	RBI	BB	SO	LOB
7 Trea Turner, R (1, 8) OBP: 0.357, SLG: 0.550	F FF 91 X FF 94 0-1 P3 ①		C SL 82 S SL 82 F SL 84 X SI 94 0-2 L7 ③		B SI 90 B SL 77 B SI 91 C FF 90 F FF 91 F FF 92 X SI 94 3-2 F9 ①	C CU 82 D CU 82 S CU 81 C CU 82 1-3 K ③				4	0	0	0	0	1	1
1 Wilmer Difo, S (1, 4) OBP: 0.362, SLG: 0.404	B FF 92 F FF 94 B CH 88 X SI 95 2-1 G6-3 ②			B SI 92 C CH 85 B FF 93 X SI 94 2-1 F9 ①	X FF 90 0-0 HR		B FF 92 X FF 92 1-0 F8 ①			4	1	1	1	0	0	0
28 Jayson Werth, R (1, 7) OBP: 0.337, SLG: 0.420	C FF 93 B FF 95 X FF 94 1-1 P3 ③			B SL 80 B FF 94 F FF 95 B CH 88 B FF 95 4-1 6 1B 8 G6-3 BB	S SI 93 S SI 96 X FF 95 0-2 F8 ②		B SI 93 C SL 81 F FF 92 B FF 93 F FF 93 X SL 83 2-2 P6 ②			3	1	0	0	1	0	0
6 Anthony Rendon, R (1, 5) OBP: 0.351, SLG: 0.449		F FF 90 C FF 94 F SL 80 B SL 80 C SI 95 1-3 K ①		C SI 93 X SI 95 0-1 8 G6-3 11 BB 3 1B 1-3 1B	B SL 79 B SL 86 B FF 93 B FF 91 4-0 11 1B BB		C SL 81 X SL 83 0-1 F7 ③			3	1	1	0	1	1	0
11 Ryan Zimmerman, R (1, 3) OBP: 0.273, SLG: 0.373 25 Clint Robinson, L (7, 3) OBP: 0.296, SLG: 0.326		B FF 94 X FF 95 1-0 P5 ②		S SL 81 B FF 96 B FF 96 B FF 96 B FF 96 4-1 8 G6-3 3 1B 1-2 BB	X SI 93 0-0 1-2 1B			X FF 95 0-0 L8 ①		2 1	1 0	1 0	0 0	1 0	0 0	0 0
8 Danny Espinosa, S (1, 6) OBP: 0.303, SLG: 0.372		B SI 92 X SI 93 1-0 G6-3 ③		C SI 92 X SI 94 0-1 G6-3 ② 1-2 2-3 3-H	S SI 89 D SI 91 S CU 82 S CU 83 1-3 K ③			C FF 96 B CH 86 C CH 86 B FF 95 C FF 95 2-3 K ②		4	0	0	1	0	2	4
3 Michael Taylor, R (1, 9) OBP: 0.275, SLG: 0.373			C SI 90 C CH 86 C FF 95 0-3 K ①	X SI 94 0-0 29 BB 2-H 3-H 1B		X SI 91 0-0 49 G4-3 29 G1-3 1B		S SL 85 X FF 94 0-1 2B		4	0	3	2	0	1	0
29 Pedro Severino, R (1, 2) OBP: 0.467, SLG: 0.625			B FF 92 X SI 95 1-0 HR	1 SAFE 1 SAFE 1 SAFE B SI 92 B CH 86 B SI 92 C FF 92 B FF 92 4-1 1-2 BB		C SI 90 B SI 91 D CU 82 X FC 90 2-1 G1-3 ① 1-2		B SL 84 B SL 85 F FF 96 F CH 85 B CH 86 X SL 84 3-2 G1-3 ③		3	1	1	1	1	0	2
41 Joe Ross, R (1, 1) OBP: 0.295, SLG: 0.293 17 Sean Burnett, L (5, 1) 49 Reynaldo López, R (5, 1) OBP: 0.083, SLG: 0.083 43 Mark Melancon, R (9, 1)			B SI 93 S FF 92 S SI 95 B FF 96 C FF 94 2-3 K ②	C FF 94 B FF 93 C SI 94 D SL 82 B FF 92 X FF 94 3-2 G5-3 ③		B FC 89 X SI 89 1-0 G4-3 ② 2-3				2 0 1 0	0 0 0 0	0 0 0 0	0 0 0 0	1 0 0 0	2 0 1 0	2 0 1 0
Inning Stats	R: 0 E: 0 K: 0 S: 6 H: 0 LOB: 0 BB: 0 P: 9	R: 0 E: 0 K: 1 S: 6 H: 0 LOB: 0 BB: 0 P: 9	R: 1 E: 0 K: 2 S: 11 H: 1 LOB: 0 BB: 0 P: 14	R: 3 E: 0 K: 0 S: 13 H: 2 LOB: 2 BB: 3 P: 30	R: 1 E: 0 K: 1 S: 12 H: 2 LOB: 2 BB: 1 P: 20	R: 1 E: 0 K: 1 S: 7 H: 1 LOB: 1 BB: 0 P: 11	R: 0 E: 0 K: 0 S: 7 H: 0 LOB: 0 BB: 0 P: 10	R: 0 E: 0 K: 1 S: 9 H: 1 LOB: 1 BB: 0 P: 14		1B: 4 2B: 1 3B: 0 HR: 2 SF: 0 SAC: 0 DP: 0 HBP: 0					WP: 0 PB: 0 SB: 0 CS: 0 PA: 35	

PITCHER		IP	WLS	BF	H	R	ER	SO	BB	IBB	HBP	BLK	WP	HR	S	P	ERA	WHIP
38 Robbie Ray, L ERA: 4.9	(1, 1)	4.2	L	23	5	5	5	3	4	0	0	0	0	2	45	78	9.64	1.929
52 Zack Godley, R ERA: 6.08	(5, 1)	1.1		5	1	0	0	2	0	0	0	0	0	0	10	15	0.00	0.750
61 Silvino Bracho, R ERA: 7.5	(7, 1)	1.0		3	0	0	0	0	0	0	0	0	0	0	7	10	0.00	0.000
41 Daniel Hudson, R ERA: 5.43	(8, 1)	1.0		4	1	0	0	1	0	0	0	0	0	0	9	14	0.00	1.000

PITCHER	IP	WLS	BF	H	R	ER	SO	BB	IBB	HBP	BLK	WP	HR	S	P	ERA	WHIP

BOTTOM

Arizona Diamondbacks @ Washington Nationals

Nationals Park, Washington, DC

Thu Sep 29 2016, 1:09 PM - 4:01 PM EDT

Att. 21,618 - Overcast - 70 F

livebaseballscorecards.com

AB	31
R	5
H	7
RBI	5
BB	4
SO	6
LOB	10

Miami Marlins @ Washington Nationals

Nationals Park, Washington, DC

Fri Sep 30 2016, 8:48 PM - 11:57 PM EDT

Att. 30,857 - Drizzle - 66 F

TOP

livebaseballscorecards.com

Batter	1	2	3	4	5	6	7	8	9	AB	R	H	RBI	BB	SO	LOB
9 Dee Strange-Gordon, L (1, 4) OBP: 0.302, SLG: 0.332	B SI 90 X SI 90 1-0 L9 ①	D SL 83 X CH 84 1-0 G4-3 ③		B FF 91 C FF 91 C FF 90 S SL 85 1-3 K ③		S SL 78 B FF 91 B SI 91 X SL 78 2-1 1-2 3-H 1B		F SI 96 B SL 85 S SL 87 X SL 84 1-2 G4-3 ③		5	0	1	1	0	1	3
32 Derek Dietrich, L (1, 7) OBP: 0.377, SLG: 0.429 19 Miguel Rojas, R (8, 3) OBP: 0.279, SLG: 0.323	B CU 74 F SI 91 B SI 90 S CH 84 C SI 92 2-3 K ②		B CU 73 X CH 83 1-0 E4 14 1B 21 SF7		C KC 78 S KC 79 F KC 79 C SI 92 0-3 K ①	B SL 78 S SL 75 F SI 90 S SL 77 1-3 K ③			S SL 87 B SL 87 F SI 96 B SI 96 F SI 96 F SI 96 X CH 88 2-2 14 G4-3 13 1B 2B	4 1	1 1	0 1	0 0	0 0	3 0	2 0
14 Martín Prado, R (1, 5) OBP: 0.358, SLG: 0.416	B SI 92 X SL 83 1-0 G4-3 ③		C SL 84 X SI 91 0-1 13 L9 13 PB 41 1B 2-3 1B		C SI 93 C SI 93 X SI 92 0-2 F9 ②		B FF 86 C FF 86 C SL 78 X FF 85 1-2 L3 ①		X SI 94 0-0 G4-3 ① 2-3	5	1	1	0	0	0	1
21 Christian Yelich, L (1, 8) OBP: 0.372, SLG: 0.478		B CU 74 B CH 83 X FF 91 2-0 13 1B 41 1B 2B	C FF 92 B SI 92 F SL 83 X SI 92 1-2 SF7 ① 3-H		X KC 78 0-0 E3		C SL 78 X SI 86 0-1 HR		I IN 77 I IN 77 I IN 79 I IN 80 4-0 68 G6-3 13 1B IBB	3	2	2	2	1	0	0
13 Marcell Ozuna, R (1, 9) OBP: 0.321, SLG: 0.452		B SL 82 S SL 83 D SL 82 X SI 92 2-1 11 F8 3 1B 41 1B 2-3 1B	C SL 85 X SL 82 X SL 84 1-1 L9 ② 1-3		1 SAFE C SI 92 1 SAFE B SI 92 S CH 84 B CH 86 1 SAFE B SI 91 S KC 80 3-3 K ③		B SI 87 B CH 81 C CH 85 X SI 87 2-1 G4-3 ②		F SI 95 F SI 94 X SI 94 0-2 68 G6-3 1-2 3-H 1B	5	1	2	1	0	1	2
41 Justin Bour, L (1, 3) OBP: 0.346, SLG: 0.482 68 Destin Hood, R (8, 7) OBP: 0.176, SLG: 0.235		F SI 91 X SI 92 0-1 3 1B 1-2 3-H 1B	B FF 92 C SI 92 B SL 84 B CH 84 F CH 85 X SI 92 3-2 3-H 1B			B SI 91 C SI 91 F SI 91 X SI 91 1-2 11 F9 9 1B 2B	C SL 78 X SL 77 0-1 F9 ③		B SL 83 X SI 95 1-0 G6-3 ② 1-2 2-3	4 1	1 0	3 0	2 0	0 0	0 0	0 2
11 J.T. Realmuto, R (1, 2) OBP: 0.343, SLG: 0.428		C SL 82 B SL 82 B SL 82 X SI 91 2-1 F8 ① 2-3	X SI 93 0-0 F9 ③			B CH 84 X SI 90 1-0 F9 ① 2-3		F SI 96 S SL 88 X SI 97 0-2 L8 ① F SI 96 B SI 97 C SL 89 X SL 87 1-2 1B	I IN 82 I IN 81 I IN 83 I IN 83 4-0 3 FC4 IBB	4	0	0	0	1	0	4
3 Adeiny Hechavarría, R (1, 6) OBP: 0.285, SLG: 0.313		F FF 93 X SL 82 0-1 1-2 3-H 1B	C FC 91 X SL 85 0-1 G1-3 ①			B KC 79 B SI 91 B KC 77 B SI 91 4-0 9 1B BB		B SL 88 C SI 96 X SI 97 1-1 G5-3 ② 1-2f	X SI 95 0-0 FC4 ③	4	0	1	1	1	0	3
48 Andrew Cashner, R (1, 1) OBP: 0.243, SLG: 0.176 40 Mike Dunn, L (5, 1) 5 Jeff Francoeur, R (6, PH) OBP: 0.302, SLG: 0.384 49 Brian Ellington, R (6, 1) 56 Fernando Rodney, R (7, 1) 12 Chris Johnson, R (8, PH) OBP: 0.283, SLG: 0.332 35 David Phelps, R (8, 1) OBP: 0.182, SLG: 0.182 44 AJ Ramos, R (9, 1)		M FF 91 C FF 92 S SL 83 0-3 K ②	F FC 92 L CU 75 B FS 80 F FS 84 B FS 80 C FF 93 2-3 K ②			B CU 78 X SI 93 1-0 P4 ②		F SI 96 B SI 97 C SL 89 X SL 87 1-2 1B		2 0 1 0 0 1 0 0	0 0 0 0 0 0 0 0	0 0 0 0 0 1 0 0	0 0 0 0 0 0 0 0	2 0 2 0 0 0 0 0	0 0 0 0 0 0 0 0	2 0 0 0 0 0 0 0
Inning Stats	R: 0 E: 0 K: 1 S: 5 H: 0 LOB: 0 BB: 0 P: 9	R: 2 E: 0 K: 1 S: 13 H: 4 LOB: 2 BB: 0 P: 20	R: 2 E: 1 K: 0 S: 12 H: 2 LOB: 1 BB: 0 P: 18	R: 0 E: 0 K: 2 S: 9 H: 0 LOB: 0 BB: 0 P: 12	R: 0 E: 1 K: 2 S: 11 H: 0 LOB: 1 BB: 0 P: 14	R: 1 E: 0 K: 1 S: 10 H: 2 LOB: 2 BB: 1 P: 20	R: 1 E: 0 K: 0 S: 9 H: 1 LOB: 0 BB: 0 P: 12	R: 0 E: 0 K: 0 S: 11 H: 1 LOB: 1 BB: 0 P: 14	R: 1 E: 0 K: 0 S: 11 H: 2 LOB: 3 BB: 2 P: 22	1B: 8 2B: 3 3B: 0 HR: 1	SF: 1 SAC: 0 DP: 0 HBP: 0					

PITCHER		IP	WLS	BF	H	R	ER	SO	BB	IBB	HBP	BLK	WP	HR	S	P	ERA	WHIP
22 A.J. Cole, R ERA: 5.17	(1, 1)	3.0		16	6	4	2	2	0	0	0	0	0	0	30	47	6.00	2.000
38 Mat Latos, R ERA: 4.89	(4, 1)	1.0		3	0	0	0	2	0	0	0	0	0	0	9	12	0.00	0.000
36 Sammy Solís, L ERA: 2.43	(5, 1)	1.1	L	7	1	1	1	2	1	0	0	0	0	0	15	24	6.75	1.500
26 Trevor Gott, R ERA: 1.69	(6, 1)	0.1		1	0	0	0	0	0	0	0	0	0	0	1	2	0.00	0.000
46 Oliver Pérez, L ERA: 5.12	(6, 1)	0.1		2	1	0	0	1	0	0	0	0	0	0	5	8	0.00	3.000

PITCHER		IP	WLS	BF	H	R	ER	SO	BB	IBB	HBP	BLK	WP	HR	S	P	ERA	WHIP
53 Rafael Martín, R ERA: 2.45	(7, 1)	0.1		1	0	0	0	0	0	0	0	0	0	0	3	4	0.00	0.000
17 Sean Burnett, L ERA: 3.18	(7, 1)	0.2		3	1	1	1	0	0	0	0	0	0	1	6	8	13.50	1.500
45 Blake Treinen, R ERA: 2.3	(8, 1)	2.0		11	3	1	1	0	0	2	0	0	0	0	22	36	4.50	1.500

AB	40
R	7
H	12
RBI	7
BB	3
SO	7
LOB	21

MIAMI

WP: 0 PA: 44
PB: 1
SB: 0
CS: 0

Miami Marlins @ Washington Nationals

Nationals Park, Washington, DC

Fri Sep 30 2016, 8:48 PM - 11:57 PM EDT

Att. 30,857 - Drizzle - 66 F

livebaseballscorecards.com

BOTTOM

Batter	1	2	3	4	5	6	7	8	9	AB	R	H	RBI	BB	SO	LOB
7 Trea Turner, R (1, 8) OBP: 0.362, SLG: 0.558	B FF 94 B FF 92 C SI 92 B SI 92 B FF 94 4-1 34 S BB		C SI 90 B FF 92 X CH 85 1-1 3B	X SI 91 0-0 ② 28 S 1-3 3-H 1B			B CH 81 X SI 93 1-0 ② G6-3			3	0	2	1	1	0	0
28 Jayson Werth, R (1, 7) OBP: 0.335, SLG: 0.417 3 Michael Taylor, R (7, PH) OBP: 0.274, SLG: 0.372 45 Blake Treinen, R (8, 1)	C FF 91 1 SAFE C SI 92 F FF 94 B SL 88 X SI 92 1-2 ① P6		C SI 92 B FF 88 C SI 93 F FF 94 T SI 94 1-2 ② K	B SL 85 X SI 91 1-0 ③ F8 1-2			B CH 81 S CH 80 B SI 94 C SI 94 S CH 82 2-3 ③ K			3 1 0	0 0 0	0 0 0	0 0 0	0 0 0	1 1 0	3 0 0
34 Bryce Harper, L (1, 9) OBP: 0.372, SLG: 0.441	1 SAFE C FF 93 S FF 92 B FF 95 B FF 95 T CH 86 2-2 ② K 1-2		B FF 93 B SI 92 S FF 94 F CH 85 C FF 95 2-3 ③ K		F SL 86 B SL 87 F FF 93 B FF 92 S FF 94 2-3 ① K			C SI 91 B SI 92 S SI 92 S FC 90 1-3 ① K		4	0	0	0	0	4	2
6 Anthony Rendon, R (1, 5) OBP: 0.350, SLG: 0.453	B SI 93 C SI 93 X SL 89 1-1 ③ L6			X SI 89 0-0 HR	B SL 87 C SL 87 B FF 94 B SL 86 X SL 87 3-1 ② P3			B FF 93 B FF 93 C FF 92 C FF 94 F SI 94 B FF 94 F FC 94 S FF 93 3-3 ② K		4	1	1	1	0	1	1
10 Stephen Drew, L (1, 4) OBP: 0.338, SLG: 0.536		B FF 92 B FF 89 C FF 92 B SL 86 X FF 93 3-1 ① F8		B FF 92 B CH 85 B FF 92 C FF 91 F SI 92 X FF 94 3-2 HR	B SL 86 C FF 93 F FF 94 F FF 93 F FF 93 F SL 86 F SL 86 F FF 94 X FF 92 1-2 ③ F8			B SI 93 B SI 92 C SI 93 S KC 81 B SI 94 F FF 93 S FC 90 3-3 ③ K		4	1	1	1	0	1	0
25 Clint Robinson, L (1, 3) OBP: 0.305, SLG: 0.332		C FF 91 F SL 86 B FF 93 F SL 86 B FF 93 B CH 86 X FF 94 3-2 1B		X FF 92 0-0 59 2B 1B		B FF 98 B FF 97 F FF 96 F FF 96 S CU 89 2-3 ① K			B FC 93 S SI 90 B CH 84 B CH 83 B SI 92 4-1 48 DI BB	3	1	2	0	1	1	0
8 Danny Espinosa, S (1, 6) OBP: 0.301, SLG: 0.369		B FF 92 C FF 93 B FF 93 B CH 84 S FF 93 X FF 94 3-2 ② F7		B FF 92 C SL 84 D CH 83 X FF 93 2-1 ① P6		C CU 83 B FF 88 X FF 97 1-1 ② F7			C CU 73 B CH 84 C CU 78 S CH 84 1-3 ① K	4	0	0	0	0	1	3
59 Jose Lobaton, S (1, 2) OBP: 0.321, SLG: 0.374		S FF 93 X FF 93 0-1 ③ L8		X SL 87 0-0 1 WP 7 1B 1-H 2B		B FF 98 B FF 97 X FF 97 2-0 ③ G4-3			D CU 74 B SI 90 C CU 77 S SL 79 S CH 83 2-3 ② K	4	1	1	1	0	1	2
22 A.J. Cole, R (1, 1) 9 Ben Revere, L (3, PH) OBP: 0.301, SLG: 0.301 38 Mat Latos, R (4, 1) OBP: 0.000, SLG: 0.000 1 Wilmer Difo, S (4, PH) OBP: 0.273, SLG: 0.455 36 Sammy Solis, R (6, 1) 26 Trevor Gott, R (6, 1) 46 Oliver Pérez, L (6, 1) OBP: 0.667, SLG: 1.000 53 Rafael Martin, R (7, 1) 17 Sean Burnett, L (7, 1) 48 Brian Goodwin, L (7, PH) OBP: 0.200, SLG: 0.429 (8, 1)			C FF 91 X FF 90 0-1 ① L9	F FF 93 B SL 87 S FF 94 B FF 95 B FF 94 F FF 94 B FF 95 4-2 7 1B 2-3 BB			B SI 92 C SI 90 L CH 80 S CH 80 1-3 ① K		C SL 80 C CH 85 C SL 80 0-3 ③ K 1-2	0 1 0 0 0 0 0 0 0 0 2	0 0 0 0 0 0 0 0 0 0 0	0 0 0 0 1 0 0 0 0 0 0	0 0 0 0 0 0 0 0 0 0 0	0 0 0 0 0 0 0 0 0 0 2	0 0 0 0 0 0 0 0 0 0 1	0 0 0 0 0 0 0 0 0 0 0

Inning Stats																							
	R: 0 E: 0 K: 1 S: 10	H: 0 LOB: 1 BB: 1 P: 18	R: 0 E: 0 K: 0 S: 11	H: 1 LOB: 1 BB: 0 P: 20	R: 0 E: 0 K: 2 S: 11	H: 1 LOB: 1 BB: 0 P: 15	R: 4 E: 0 K: 0 S: 13	H: 5 LOB: 1 BB: 1 P: 23	R: 0 E: 0 K: 1 S: 13	H: 0 LOB: 0 BB: 0 P: 19	R: 0 E: 0 K: 1 S: 6	H: 0 LOB: 0 BB: 0 P: 11	R: 0 E: 0 K: 2 S: 7	H: 0 LOB: 0 BB: 0 P: 11	R: 0 E: 0 K: 3 S: 12	H: 0 LOB: 0 BB: 0 P: 19	R: 0 E: 0 K: 3 S: 10	H: 0 LOB: 1 BB: 1 P: 17	1B: 3 2B: 1 3B: 1 HR: 2	SF: 0 SAC: 0 DP: 0 HBP: 0	WP: 1 PB: 0 SB: 2 CS: 0	PA: 36

PITCHER		IP	WLS	BF	H	R	ER	SO	BB	IBB	HBP	BLK	WP	HR	S	P	ERA	WHIP
48 Andrew Cashner, R ERA: 5.25	(1, 1)	4.0		20	7	4	4	3	2	0	0	0	1	2	45	76	9.00	2.250
40 Mike Dunn, L ERA: 3.4	(5, 1)	1.0	W	3	0	0	0	1	0	0	0	0	0	0	13	19	0.00	0.000
49 Brian Ellington, R ERA: 1.93	(6, 1)	1.0	H	3	0	0	0	1	0	0	0	0	0	0	6	11	0.00	0.000
56 Fernando Rodney, R ERA: 3.5	(7, 1)	1.0	H	3	0	0	0	2	0	0	0	0	0	0	7	11	0.00	0.000
35 David Phelps, R ERA: 2.31	(8, 1)	1.0	H	3	0	0	0	3	0	0	0	0	0	0	12	19	0.00	0.000

PITCHER		IP	WLS	BF	H	R	ER	SO	BB	IBB	HBP	BLK	WP	HR	S	P	ERA	WHIP
44 AJ Ramos, R ERA: 2.81	(9, 1)	1.0	S	4	0	0	0	3	1	0	0	0	0	0	10	17	0.00	1.000

Batter	1	2	3	4	5	6	7	8	9	AB	R	H	RBI	BB	SO	LOB
32 Derek Dietrich, L (1, 4) OBP: 0.373, SLG: 0.424	B SI 92 F SI 91 X FF 91 1-1 ① P5		B CH 84 C SI 92 S CU 78 B SI 92 X SL 86 2-2 ① P5		B CU 77 B CH 84 B SI 91 C FF 91 F SI 92 C SI 93 3-3 ② K		B FF 94 B SL 83 B FF 92 C FF 91 F SL 84 X FF 92 3-2 ③ G2-3			4	0	0	0	0	1	0
19 Miguel Rojas, R (1, 6) OBP: 0.288, SLG: 0.325 77 Yefri Pérez, S (8, PR) OBP: 0.500, SLG: 0.500 (8, 6)	C SI 92 B SI 93 C SI 93 F SI 91 F SI 93 F FF 94 B CU 77 F FF 94 F SI 94 2-2 X CH 84 21 BB 1B		B SL 87 C SL 85 B SI 94 C CU 78 B CH 86 B SI 93 4-2 21 G4-3 BB		X SI 92 0-0 ③ L7			C FF 93 B SL 85 B SL 84 F FF 93 B FF 92 F FF 93 B FF 94 4-2 21 CS BB		2	0	1	0	2	0	0 0
21 Christian Yelich, L (1, 8) OBP: 0.375, SLG: 0.478	C SI 92 B SI 91 D CH 85 B CH 84 F SI 92 1 SAFE F SL 86 B SI 92 4-2 41 G3-6-3 1-2 BB		B SI 92 X CH 85 1-0 ② G4-3 1-2			C CU 76 B SL 86 B SI 92 C SI 91 B SL 87 B SI 92 4-2 12 S 12 1B BB		S SI 90 B SL 82 C SI 91 B SL 84 B SI 92 F SI 92 F SI 92 X SL 82 3-2 ① 1-2 1B		2	1	1	0	2	0	1
41 Justin Bour, L (1, 3) OBP: 0.345, SLG: 0.477	B FF 91 X CH 84 1-0 ②③ G3-6-3 1-2f		B SI 92 D SL 86 I IN 65 I IN 67 4-0 IBB			C SI 92 B SI 90 T CH 85 B SI 91 F SI 92 B CH 85 F CH 84 X SI 93 3-2 ① F8		1 SAFE 1 SAFE C SI 91 B SI 92 B SL 84 S SL 85 S SL 84 2-3 ② K		3	0	0	0	1	1	4
5 Jeff Francoeur, R (1, 9) OBP: 0.298, SLG: 0.379		B SL 85 B SI 92 X SI 92 2-0 E6 68 1B	S SI 91 C SL 86 B SI 91 D SL 86 F SI 94 F SI 94 S SL 85 2-3 ③ K			F CU 77 C SL 86 F SI 92 B FF 91 B CH 84 S CU 78 2-3 ② K		B FF 92 B FF 92 X FC 91 2-0 ③ G5-3		4	0	0	0	0	2	4
12 Chris Johnson, R (1, 5) OBP: 0.282, SLG: 0.331		C SI 91 B CU 77 X CU 77 1-1 ① F8		B SI 92 C SI 92 C SI 92 B FF 90 X CH 85 2-2 ① G5-3		B CU 77 C SL 85 X SI 90 1-1 1-H 1B			B FF 92 C KC 80 S FC 90 B KC 82 C KC 81 2-3 ① K	4	0	1	1	0	1	1
68 Destin Hood, R (1, 7) OBP: 0.190, SLG: 0.238		C SI 92 T SI 91 X SI 92 0-2 1-2 1B		B SI 93 F SL 86 X SI 92 1-1 ② G5-3		B SI 95 B SI 94 F SI 94 F SI 96 F SL 86 F SI 95 B SL 86 S SI 95 3-3 ③ K			B FF 91 F FC 90 X KC 80 1-1 ② G5-3	4	0	1	0	0	1	1
6 Jeff Mathis, R (1, 2) OBP: 0.267, SLG: 0.333		S SL 86 S SL 88 B SI 90 X SI 92 1-2 ② F6		C SI 93 F SL 87 C SI 94 0-3 ③ K			F SL 83 S SL 82 B SL 83 X SL 83 1-2 ① L7		S FC 92 T FC 90 X FC 92 0-2 ③ G6-3	4	0	0	0	0	1	2
54 Wei-Yin Chen, R (1, 1) 33 Dustin McGowan, R (6, 1) 51 Ichiro Suzuki, L (7, PH) OBP: 0.352, SLG: 0.374 56 Fernando Rodney, R (7, 1) 35 David Phelps, R (8, 1) OBP: 0.182, SLG: 0.182		F SI 92 F SI 93 D SL 86 F FF 93 X CU 77 1-2 ③ P1		C SI 91 S SI 93 F FF 93 X SL 86 0-2 ① G6-3			C FF 93 B SL 85 X SL 83 1-1 ② G3			2 0 1 0 0	0 0 0 0 0	0 0 0 0 0	0 0 0 0 0	0 0 0 0 0	0 0 0 0 0	2 0 0 0 0
Inning Stats	R: 0 E: 0 K: 0 S: 14 H: 1 LOB: 1 BB: 1 P: 22	R: 0 E: 1 K: 0 S: 13 H: 1 LOB: 2 BB: 0 P: 18	R: 0 E: 0 K: 1 S: 11 H: 0 LOB: 2 BB: 2 P: 24	R: 0 E: 0 K: 1 S: 8 H: 0 LOB: 0 BB: 0 P: 11	R: 0 E: 0 K: 1 S: 8 H: 0 LOB: 0 BB: 0 P: 11	R: 1 E: 0 K: 2 S: 18 H: 1 LOB: 1 BB: 1 P: 31	R: 0 E: 0 K: 0 S: 8 H: 0 LOB: 0 BB: 0 P: 13	R: 0 E: 0 K: 1 S: 12 H: 1 LOB: 1 BB: 1 P: 23	R: 0 E: 0 K: 1 S: 8 H: 0 LOB: 0 BB: 0 P: 11	1B: 4 2B: 0 3B: 0 HR: 0 SF: 0 SAC: 0 DP: 1 HBP: 0						WP: 0 PB: 0 SB: 1 CS: 1 PA: 35

PITCHER		IP	WLS	BF	H	R	ER	SO	BB	IBB	HBP	BLK	WP	HR	S	P	ERA	WHIP
57 Tanner Roark, R ERA: 2.83	(1, 1)	5.2	W	24	3	1	1	4	3	1	0	0	0	0	67	109	1.59	1.059
45 Blake Treinen, R ERA: 2.28	(6, 1)	0.1	H	1	0	0	0	1	0	0	0	0	0	0	5	8	0.00	0.000
27 Shawn Kelley, R ERA: 2.64	(7, 1)	1.0	H	4	0	0	0	0	1	0	0	0	0	0	11	20	0.00	1.000
23 Marc Rzepczynski, L ERA: 2.64	(8, 1)	0.2	H	2	1	0	0	1	0	0	0	0	0	0	8	13	0.00	1.500
43 Mark Melancon, R ERA: 1.66	(8, 1)	1.1	S	4	0	0	0	1	0	0	0	0	0	0	9	14	0.00	0.000

PITCHER	IP	WLS	BF	H	R	ER	SO	BB	IBB	HBP	BLK	WP	HR	S	P	ERA	WHIP

TOP

Miami Marlins @ Washington Nationals

Nationals Park, Washington, DC

Sat Oct 01 2016, 4:07 PM - 7:09 PM EDT

Att. 31,635 - Overcast - 66 F

livebaseballscorecards.com

AB	30
R	1
H	4
RBI	1
BB	5
SO	7
LOB	15

MIAMI

Batter	1	2	3	4	5	6	7	8	9	AB	R	H	RBI	BB	SO	LOB
7 Trea Turner, R (1, 8) OBP: 0.367, SLG: 0.569	B SI 92 S SI 90 X SI 90 1-1 3 G1-3 34 1B 1B	B CH 84 C CH 83 B CU 74 F CH 84 D SL 84 F SL 84 X CH 84 3-2 ③ G6-3			C CU 72 X FF 90 0-1 HR			S KC 81 B KC 81 B FF 94 B SI 94 B SI 94 4-1 48 S BB		3	2	2	1	1	0	2
3 Michael Taylor, R (1, 7) OBP: 0.278, SLG: 0.376 27 Shawn Kelley, R (7, 1) 23 Marc Rzepczynski, L (8, 1) 48 Brian Goodwin, L (8, 7) OBP: 0.318, SLG: 0.429	F SL 84 1 SAFE X SI 89 0-1 ① G1-3 1-2		C CU 74 B CU 76 B FF 91 B CH 85 F SI 90 X SL 84 3-2 6 P3-1 1B		B CU 73 S SI 89 X SI 90 1-1 34 S 1B			B SI 93 F FC 91 1 SAFE 1 SAFE S FC 90 C SI 94 1-3 ① K 1-2		3 0 0 1	0 0 0 0	2 0 0 0	0 0 0 0	0 0 0 1	0 0 0 1	1 0 0 1
34 Bryce Harper, L (1, 9) OBP: 0.373, SLG: 0.440	2 SAFE X SL 85 0-0 6 FC4-6 2-H 1B		B FF 91 C FF 92 B FF 92 1 SAFE S FF 91 B FF 92 S FF 92 3-3 ① K		B SL 87 B SI 91 C SL 83 B SL 84 S FF 91 S SI 92 3-3 ③ K 1-2			I IN 77 I IN 78 I IN 78 I IN 77 4-0 11 FC6-4 IBB		3	0	1	1	1	2	2
6 Anthony Rendon, R (1, 5) OBP: 0.348, SLG: 0.450	C FF 89 C CH 83 B FF 90 D CH 84 F FF 91 F FF 90 X FF 91 2-2 ② FC4-6 1-2f		F SI 85 1 SAFE X SI 90 0-1 ②③ P3-1 1-2f			X SL 86 0-0 ① G6-3		C SI 93 S FF 94 B SI 94 T FF 94 1-2 ② K		4	0	0	0	0	1	4
11 Ryan Zimmerman, R (1, 3) OBP: 0.271, SLG: 0.369	B FF 91 X SI 89 1-0 ③ F8			X FF 90 0-0 ① L9		B FF 95 C FF 94 X SI 96 1-1 ② G6-3		B FF 94 S SI 93 X FF 94 1-1 ③ FC6-4 1-2f		4	0	0	0	0	0	3
1 Wilmer Difo, S (1, 4) OBP: 0.355, SLG: 0.382		X FF 91 0-0 ① F7		C FF 90 C CU 75 C FF 91 0-3 ② K		S SL 88 S SL 88 B SL 85 S SL 88 1-3 ③ K				3	0	0	0	0	2	0
29 Pedro Severino, R (1, 2) OBP: 0.424, SLG: 0.556		C FF 91 C CU 75 X FF 92 0-2 ② G4-3		C SI 90 B CU 76 S CH 84 C SL 86 1-3 ③ K			B SI 92 X SI 94 1-0 ① G6-3			3	0	0	0	0	1	0
8 Danny Espinosa, S (1, 6) OBP: 0.303, SLG: 0.371		C FF 91 F SI 86 X SL 85 0-2 57 BB 1B			B FF 90 C CH 84 B CU 74 B SI 90 X CH 84 3-1 ① G3-1		X SI 94 0-0 14 CS 1B			3	0	2	0	0	0	0
57 Tanner Roark, R (1, 1) OBP: 0.188, SLG: 0.141 45 Blake Treinen, R (6, 1) 14 Chris Heisey, R (7, 7) OBP: 0.294, SLG: 0.453 43 Mark Melancon, R (8, 1)		F SI 89 S SL 84 D SL 84 F FF 92 B FF 92 F SL 85 B FF 91 F SI 90 B FF 90 4-2 1-2 BB			C FF 89 B SI 88 F SI 89 T CU 73 1-2 ② K		1 SAFE C CH 83 B SI 95 F SI 94 F SI 94 F SI 95 1 SAFE B CH 84 F SI 96 2-2 ②③ X CH 84 G5-3 1-2			1 0 1 0	0 0 0 0	0 0 0 0	0 0 0 0	1 0 0 0	1 0 0 0	0 0 1 0
Inning Stats	R: 1 E: 0 K: 0 S: 11 H: 2 LOB: 1 BB: 0 P: 15	R: 0 E: 0 K: 0 S: 16 H: 1 LOB: 2 BB: 1 P: 23	R: 0 E: 0 K: 1 S: 8 H: 1 LOB: 0 BB: 0 P: 14	R: 0 E: 0 K: 2 S: 7 H: 0 LOB: 0 BB: 0 P: 8	R: 1 E: 0 K: 2 S: 12 H: 2 LOB: 1 BB: 0 P: 20	R: 0 E: 0 K: 1 S: 6 H: 0 LOB: 0 BB: 0 P: 8	R: 0 E: 0 K: 0 S: 8 H: 1 LOB: 0 BB: 0 P: 11	R: 0 E: 0 K: 2 S: 9 H: 0 LOB: 2 BB: 2 P: 20		1B: 6 2B: 1 3B: 0 HR: 1	SF: 0 SAC: 0 DP: 1 HBP: 0			WP: 0 PB: 0 SB: 2 CS: 1	PA: 32	

PITCHER		IP	WLS	BF	H	R	ER	SO	BB	IBB	HBP	BLK	WP	HR	S	P	ERA	WHIP
54 Wei-Yin Chen, L ERA: 4.96	(1, 1)	5.0	L	21	6	2	2	5	1	0	0	0	0	1	54	80	3.60	1.400
33 Dustin McGowan, R ERA: 2.82	(6, 1)	1.0		3	0	0	0	1	0	0	0	0	0	0	6	8	0.00	0.000
56 Fernando Rodney, R ERA: 3.44	(7, 1)	1.0		3	1	0	0	0	0	0	0	0	0	0	8	11	0.00	1.000
35 David Phelps, R ERA: 2.28	(8, 1)	1.0		5	0	0	0	2	1	1	0	0	0	0	9	20	0.00	1.000

PITCHER	IP	WLS	BF	H	R	ER	SO	BB	IBB	HBP	BLK	WP	HR	S	P	ERA	WHIP

BOTTOM

Miami Marlins @ Washington Nationals

Nationals Park, Washington, DC

Sat Oct 01 2016, 4:07 PM - 7:09 PM EDT

Att. 31,635 - Overcast - 66 F

livebaseballscorecards.com

AB	29
R	2
H	7
RBI	2
BB	3
SO	8
LOB	14

Batter	1	2	3	4	5	6	7	8	9	AB	R	H	RBI	BB	SO	LOB
9 Dee Strange-Gordon, L (1, 4) OBP: 0.305, SLG: 0.335	F FF 92 S SL 85 F CH 84 B FF 94 F FF 94 S SL 86 1-3 K ①		C CH 83 B FF 94 L FC 88 X CU 77 1-2 18 G5-3 18 S 1B		X CH 84 0-0 SH1-3 ① 1-2	C SL 77 B SL 78 F FF 92 X 1-2 18 WP 1B		I IN 75 I IN 74 I IN 74 I IN 72 4-0 18 1B IBB		3	0	2	0	0	1	0
55 Neftalí Ogando, R (6, 1)										0	0	0	0	0	0	0
30 Hunter Cervenka, L (7, 1)										0	0	0	0	0	0	0
27 Giancarlo Stanton, R (8, PH) OBP: 0.326, SLG: 0.489										0	0	0	0	1	0	0
19 Miguel Rojas, R (8, PR) OBP: 0.288, SLG: 0.325										0	0	0	0	0	0	0
49 Brian Ellington, R (8, 1)										0	0	0	0	0	0	0
43 Odrisamer Despaigne, R (8, 1)										0	0	0	0	0	0	0
18 Tomás Telis, S (1, 2) OBP: 0.308, SLG: 0.538	B FF 93 X FF 94 1-0 F8 ②		1 SAFE C CU 77 B SL 84 S CH 84 B SL 88 X FF 95 2-2 G5-3 ② 1-3		C FF 94 X SL 86 0-1 2-H HR	1 SAFE 1 SAFE C SI 91 1 SAFE 1 SAFE S FF 92 F FF 93 B FF 91 B SL 78 3-3 K ③ 1-2		D CU 77 X CH 83 1-0 1-2 2-H 3-H 1B		5	1	2	4	0	1	2
14 Martín Prado, R (1, 5) OBP: 0.359, SLG: 0.417	B FF 92 C SL 84 B SL 84 X FF 94 2-1 41 CS 21 1B 1B		C SL 86 X FF 94 0-1 L4 ③		C FF 95 B CH 84 F FF 95 B CU 76 X FF 95 2-2 21 3B 1B		B SL 77 C SI 90 B SI 90 C SL 78 F SL 76 F FF 92 F SI 92 X SL 78 2-2 F9 ①	C SI 93 S SI 92 B SI 93 F KC 79 S SI 93 1-3 K ③		2	0	1	0	0	0	1
32 Derek Dietrich, L (3, 5) OBP: 0.374, SLG: 0.425										2	1	1	0	0	0	0
5 Jeff Francoeur, R (8, PH) OBP: 0.297, SLG: 0.378										1	0	0	0	0	1	2
(8, 5)																
21 Christian Yelich, L (1, 8) OBP: 0.376, SLG: 0.483	F FF 93 X FF 94 0-1 1-2 1B			B SL 86 C CH 84 C SL 87 S CU 77 1-3 K ①	C FF 93 X CH 82 0-1 1-H 3B		C SL 78 X SL 78 0-1 G4-3 ②		C FC 92 B FC 92 F KC 82 B FF 92 B KC 81 X KC 81 3-2 41 G3-6-1 1B	5	0	3	1	0	1	0
41 Justin Bour, L (1, 3) OBP: 0.349, SLG: 0.475	C SL 87 B FF 94 1-1 CS ③ 2-3	X FF 92 0-0 53 G5-3 1B		B FF 94 C CU 76 S SL 87 B CH 85 B FF 95 B FF 95 4-2 68 HR BB	I I I 4-0 IBB		B SL 77 B SI 91 C SL 78 F FF 92 S SL 79 2-3 K ③		B FC 91 B FS 83 X FC 91 2-0 G3-6-1 ① ② 1-2f	3	1	1	0	2	1	1
53 Xavier Scruggs, R (1, 7) OBP: 0.290, SLG: 0.306		B FF 93 X FF 94 1-0 G5-3 ① 1-2		C SL 85 S FF 94 B FF 96 B CH 84 F FF 95 C SL 85 2-3 K ②	C SL 84 S SL 86 S SL 84 0-3 K ②			B FF 96 F FF 97 B FF 97 X FF 97 2-1 G5-3 ①	B FF 92 C FF 92 B FF 92 B FC 91 X FC 90 3-1 G5-3 ③	5	0	0	0	0	2	4
68 Destin Hood, R (1, 9) OBP: 0.240, SLG: 0.400		C SL 85 D SL 85 C FF 95 S SL 84 1-3 K ②		B FF 94 X FF 94 1-0 1-H HR	F SL 86 C FF 94 B SL 84 D SL 83 F SL 86 T FF 94 2-2 K ③			F FF 97 C FF 98 B FF 98 X FF 99 1-2 77 2B 18 1B 1B		4	2	2	2	0	2	3
3 Adeiny Hechavarría, R (1, 6) OBP: 0.283, SLG: 0.311		B CH 84 F FF 94 B SL 85 S SL 86 B FF 95 X FF 95 3-2 F9 ③		S SL 84 C FF 94 F FF 94 B CH 84 B CH 84 X SL 84 2-2 L5 ③		B FF 94 F FF 94 C FF 96 X FF 95 1-2 G6-3 ①		1 SAFE B CU 77 X FF 96 1-0 F9 ②		4	0	0	0	0	0	2
34 Tom Koehler, R (1, 1) OBP: 0.115, SLG: 0.098			C FF 92 S SL 85 B SL 85 S FF 94 1-3 K ①		B CU 76 B FF 93 S FF 93 S FF 94 X FF 94 2-2 9 SH1-3 18 HR 1B	X FF 95 0-0 G6-3 ②		B CH 83 X FF 96 1-0 1-3 18 1B 2B		1	0	0	0	0	1	0
20 Justin Nicolino, L (4, 1) OBP: 0.130, SLG: 0.091										0	0	0	0	0	0	0
51 Ichiro Suzuki, L (5, PH) OBP: 0.354, SLG: 0.376										1	1	1	0	0	0	0
65 Austin Brice, R (5, 1)										0	0	0	0	0	0	0
12 Chris Johnson, R (6, PH) OBP: 0.281, SLG: 0.329										1	0	0	0	0	0	0
77 Yefri Pérez, S (6, 4) OBP: 0.667, SLG: 1.000										1	1	1	0	0	0	0
Inning Stats	R: 0 E: 0 K: 1 S: 11 H: 2 LOB: 1 BB: 0 P: 16	R: 0 E: 0 K: 1 S: 8 H: 1 LOB: 1 BB: 0 P: 13	R: 0 E: 0 K: 1 S: 11 H: 1 LOB: 1 BB: 0 P: 15	R: 2 E: 0 K: 2 S: 14 H: 1 LOB: 0 BB: 1 P: 24	R: 3 E: 0 K: 2 S: 18 H: 4 LOB: 2 BB: 1 P: 28	R: 0 E: 0 K: 1 S: 11 H: 1 LOB: 1 BB: 0 P: 16	R: 0 E: 0 K: 1 S: 11 H: 0 LOB: 0 BB: 0 P: 15	R: 2 E: 0 K: 1 S: 12 H: 3 LOB: 2 BB: 1 P: 23	R: 0 E: 0 K: 0 S: 6 H: 1 LOB: 0 BB: 0 P: 14	1B: 10 2B: 1 3B: 1 HR: 2 SF: 0 SAC: 1 DP: 1 HBP: 0						

PITCHER		IP	WLS	BF	H	R	ER	SO	BB	IBB	HBP	BLK	WP	HR	S	P	ERA	WHIP
31 Max Scherzer, R ERA: 2.96	(1, 1)	5.0	W	25	9	5	5	7	1	1	0	0	0	2	62	96	9.00	2.000
26 Trevor Gott, R ERA: 1.5	(6, 1)	0.2	H	2	0	0	0	0	0	0	0	0	0	0	4	5	0.00	0.000
46 Oliver Pérez, L ERA: 4.95	(6, 1)	1.1	H	5	1	0	0	2	0	0	0	0	1	0	18	26	0.00	0.750
49 Reynaldo López, R ERA: 4.91	(8, 1)	0.2	H	6	3	2	2	0	0	1	0	0	0	0	8	18	27.00	4.500
36 Sammy Solís, L ERA: 2.41	(8, 1)	0.1	H	1	0	0	0	1	0	0	0	0	0	0	4	5	0.00	0.000

PITCHER		IP	WLS	BF	H	R	ER	SO	BB	IBB	HBP	BLK	WP	HR	S	P	ERA	WHIP
43 Mark Melancon, R ERA: 1.64	(9, 1)	1.0	S	3	1	0	0	0	0	0	0	0	0	0	6	14	0.00	1.000

TOP

Miami Marlins @ Washington Nationals

Nationals Park, Washington, DC

Sun Oct 02 2016, 3:08 PM - 6:42 PM EDT

Att. 28,730 - Overcast - 73 F

livebaseballscorecards.com

AB	38
R	7
H	14
RBI	7
BB	3
SO	10
LOB	15

MIAMI

WP: 1 PB: 0 SB: 1 CS: 1 PA: 43

Miami Marlins @ Washington Nationals

Nationals Park, Washington, DC

Sun Oct 02 2016, 3:08 PM - 6:42 PM EDT

Att. 28,730 - Overcast - 73 F

livebaseballscorecards.com

BOTTOM

Batter	1	2	3	4	5	6	7	8	9	AB	R	H	RBI	BB	SO	LOB
7 Trea Turner, R (1, 8) (6, 6) OBP: 0.370, SLG: 0.567	B FF 91 F FF 90 B FF 92 B SL 86 B FF 91 4-1 34 S BB	C FF 91 B SL 85 S KC 78 D KC 79 X SL 84 2-2 ② ⑤ G6-3 1-2		B FF 90 B CH 83 D CH 81 B FF 90 4-0 9 G4-6-3 1-2 BB		C FF 96 X SL 90 0-1 ② G4-3		B FF 96 D CU 90 B FF 99 C FF 98 X FF 99 3-1 34 BB 9 1B 1-2 2-H 1B		3	0	1	1	2	0	1
9 Ben Revere, L (1, 7) (6, 8) OBP: 0.260, SLG: 0.300	B FF 90 1 SAFE X FF 91 1-0 ① L9	B FF 90 C SL 89 B KC 78 S SL 84 F SL 86 S CH 84 2-3 ① K	C FC 87 X FC 87 0-1 ② ③ G4-6-3 1-2f		B SI 96 B SI 97 X SI 95 2-0 ③ G6-3		D CH 89 B FF 98 X FF 99 2-0 34 BB 1-2 2-H 1B		5	0	1	1	0	1	3
34 Bryce Harper, L (1, 9) OBP: 0.373, SLG: 0.441	B FF 90 F FF 92 1 SAFE 1 SAFE C FF 93 1 SAFE B FF 92 F KC 80 S CH 86 2-3 ② K 1-2	B SI 92 F SL 85 B KC 79 B CH 84 F SL 84 C FF 92 3-3 ② K	F SI 92 F SI 94 X FF 94 0-2 25 G4-3 1 FC3-6 2B		B SL 90 C SL 89 B SL 88 B SL 88 F FF 93 X SL 89 3-2 ① F7	F FF 98 B CH 90 B FF 98 B FF 98 B FF 98 4-1 1-2 2-3 BB		4	1	1	0	1	2	1
11 Ryan Zimmerman, R (1, 3) OBP: 0.272, SLG: 0.370 25 Clint Robinson, L (4, 3) OBP: 0.305, SLG: 0.332	B FF 93 B SL 85 S SL 85 D KC 80 C FF 92 F FF 92 F SL 86 F FF 92 F SL 86 3-2 ③ X KC 80 G6-3	B FF 93 X SL 84 1-0 1B	F SI 94 X SI 94 0-1 ① G4-3 2-3		B FF 93 X FF 94 1-0 1 FC6-4 1B	B CH 82 X FF 89 1-0 ② F8		2 3	0 0	1 1	0 0	0 0	0 0	1 4
10 Stephen Drew, L (1, 5) OBP: 0.339, SLG: 0.524	B FF 91 B CH 83 B SL 91 B SL 89 4-0 8 BB 1 BB 59 SF8 BB	F FF 91 B SL 85 D FF 90 B SL 83 X FF 90 3-1 ③ F8	C CU 79 B SL 85 H CU 80 2-1 1 FC3-6 HBP		B SL 90 B SL 89 X FF 94 2-0 ② F8	D CH 83 B FF 90 F FF 90 D CH 82 X FF 90 3-1 ③ G3		3	1	0	0	1	0	5
1 Wilmer Difo, S (1, 4) OBP: 0.364, SLG: 0.379	C KC 77 B KC 79 B FF 91 D FF 91 1 SAFE B FF 90 4-1 59 SF8 8 BB 31 1B 1-2 BB	C FF 91 S KC 78 X FF 90 0-2 59 SH2-3 8 S 31 1B 1B	B SI 94 X SI 94 1-0 ② FC3-6 8 HR 1-2f 3-H		F FF 93 B SL 89 B FF 93 X FF 93 2-1 ③ FC6-4 1-2f			3	3	1	1	1	0	2
8 Danny Espinosa, S (1, 6) OBP: 0.306, SLG: 0.378 29 Pedro Severino, R (6, 2) OBP: 0.441, SLG: 0.607	F KC 78 B CH 86 B KC 79 S CH 84 B FF 92 B FF 92 4-2 31 WP 31 1B 1-2 2-3 BB	B SI 90 B SL 86 B FF 90 B SL 90 4-0 59 SH2-3 31 1B 1-2 BB	X FF 94 0-0 1-H HR			X FF 99 0-0 7 1B 2B		1 1	3 1	1 1	2 0	2 0	0 0	0 0
59 Jose Lobaton, S (1, 2) OBP: 0.319, SLG: 0.374 20 Daniel Murphy, L (5, PH) OBP: 0.390, SLG: 0.595 26 Trevor Gott, R (6, 1) 46 Oliver Pérez, L (6, 1) OBP: 0.667, SLG: 1.000 49 Reynaldo López, R (8, 1) OBP: 0.083, SLG: 0.083 36 Sammy Solís, R (8, 1) 64 Spencer Kieboom, R (8, PH) 43 Mark Melancon, R (9, 1)	F FF 91 B FF 92 S KC 78 X FF 93 1-2 ① SF8 2-3 3-H	X FF 90 0-0 ① SH2-3 1-2 2-3	B CU 79 F SI 94 B SI 94 F SL 86 F CU 78 X FF 94 2-2 ③ F9			B FF 99 C FF 98 B CH 90 B FF 98 B FF 98 4-1 7 1B 9 1B BB		0 1 0 0 0 0 0 0 0	0 0 0 0 0 0 0 1 0	0 0 0 0 0 0 0 0 0	1 0 0 0 0 0 0 0 0	0 0 0 0 0 0 0 1 0	0 0 0 0 0 0 0 0 0	0 0 0 0 0 0 0 0 0
31 Max Scherzer, R (1, 1) OBP: 0.208, SLG: 0.200 14 Chris Heisey, R (6, 7) OBP: 0.290, SLG: 0.446	M SL 86 1 SAFE C KC 77 1 SAFE B KC 79 B FF 91 X KC 77 2-2 7 G6-3 1-H 3-H 1B	X FF 87 0-0 7 BB 2-H 3-H 1B		X FF 96 0-0 ① P6		D FF 98 X FF 98 1-0 ① F4		2 2	0 0	2 0	4 0	0 0	0 0	0 2
Inning Stats	R: 0 E: 0 K: 1 S: 13 H: 0 LOB: 1 BB: 1 P: 23	R: 3 E: 0 K: 0 S: 12 H: 1 LOB: 1 BB: 3 P: 29	R: 0 E: 0 K: 2 S: 10 H: 1 LOB: 1 BB: 0 P: 19	R: 2 E: 0 K: 0 S: 7 H: 2 LOB: 1 BB: 2 P: 15	R: 3 E: 0 K: 0 S: 12 H: 2 LOB: 0 BB: 0 P: 17	R: 0 E: 0 K: 0 S: 4 H: 0 LOB: 0 BB: 0 P: 6	R: 0 E: 0 K: 0 S: 7 H: 1 LOB: 1 BB: 0 P: 15	R: 2 E: 0 K: 0 S: 10 H: 3 LOB: 3 BB: 2 P: 28		1B: 7 2B: 2 3B: 0 HR: 1 SF: 1 SAC: 1 DP: 1 HBP: 1		WP: 1 PB: 0 SB: 2 CS: 0 PA: 41		

	AB	R	H	RBI	BB	SO	LOB
	30	10	10	10	8	3	19

PITCHER		IP	WLS	BF	H	R	ER	SO	BB	IBB	HBP	BLK	WP	HR	S	P	ERA	WHIP
34 Tom Koehler, R ERA: 4.33	(1, 1)	3.0		16	3	5	5	3	5	0	0	0	1	0	38	78	15.00	2.667
20 Justin Nicolino, L ERA: 4.99	(4, 1)	1.0		4	1	0	0	0	1	0	0	0	0	0	4	8	0.00	2.000
65 Austin Brice, R ERA: 7.07	(5, 1)	1.0	L	6	2	3	3	0	0	0	1	0	0	1	12	17	27.00	2.000
55 Nefi Ogando, R ERA: 2.3	(6, 1)	1.0		3	0	0	0	0	0	0	0	0	0	0	4	6	0.00	0.000
30 Hunter Cervenka, L ERA: 3.53	(7, 1)	1.0		4	1	0	0	0	0	0	0	0	0	0	7	15	0.00	1.000

PITCHER		IP	WLS	BF	H	R	ER	SO	BB	IBB	HBP	BLK	WP	HR	S	P	ERA	WHIP
49 Brian Ellington, R ERA: 2.45	(8, 1)	0.1		6	3	2	2	0	2	0	0	0	0	0	7	21	54.00	15.000
43 Odrisamer Despaigne, R ERA: 5.93	(8, 1)	0.2		2	0	0	0	0	0	0	0	0	0	0	3	7	0.00	0.000

Batter	1	2	3	4	5	6	7	8	9	AB	R	H	RBI	BB	SO	LOB
26 Chase Utley, L (1, 4) OBP: 0.250, SLG: 0.250	C FF 92 B FF 94 F FF 93 F FF 95 S CH 87 1-3 K		D CU 78 C CH 84 B CU 78 S CH 85 X SL 87 2-2 5 FC4-6 2-H 1B		C CU 78 B FF 94 F FF 93 S FF 96 1-3 K		B SI 93 C CH 88 B SI 86 X SI 94 2-1 G4-3		S FC 92 S KC 81 F FC 91 B FC 92 S KC 82 1-3 K	4	0	1	1	0	2	2
52 Pedro Báez, R (7, 1)										0	0	0	0	0	0	0
74 Kenley Jansen, S (8, 1)										1	0	0	0	0	1	3
5 Corey Seager, L (1, 6) OBP: 0.250, SLG: 1.000	X FF 96 0-0 HR		D CH 84 F CH 85 1 SAFE B FF 93 X CH 86 2-1 FC4-6 10 HR 1-2f			S CH 84 X FF 93 0-1 F8		C SI 92 F SI 92 B SI 92 B KC 80 F CH 86 X KC 79 2-2 G4-3		4	2	1	1	0	0	1
10 Justin Turner, R (1, 5) OBP: 0.750, SLG: 1.667	F FF 96 H SL 86 1-1 23 G6-5-3 HBP		X CU 76 0-0 1-H HR			F FF 94 B FF 93 B SL 84 B CH 85 F FF 94 X FF 95 3-2 23 G4-3 23 WP 1B		B SI 93 B SI 93 X CH 86 2-0 F7		3	1	2	2	0	0	0
23 Adrián González, L (1, 3)	C FF 94 B CU 80 F CH 86 B CU 79 X FF 94 2-2 G6-5-3 1-2f		B FF 95 C CH 83 X FF 94 1-1 G5-3			C FF 94 F FF 94 F FF 95 F FF 93 1 SAFE D CH 84 B CU 78 X FF 94 2-2 G4-3 1-3		S CH 88 B CH 85 X KC 81 1-1 G3		4	0	0	0	0	0	2
11 Josh Reddick, L (1, 9)		C FF 94 B FF 94 F CH 85 S CH 86 1-3 K		C FF 92 F FF 91 B FF 93 B CH 84 X CH 86 2-2 G5-3		B FF 94 B CU 76 S CH 84 D CU 78 C FF 95 F FF 95 X FF 95 3-2 G4-3			C KC 80 B KC 82 F FC 93 C FC 91 1-3 K	3	0	0	0	0	1	1
75 Grant Dayton, L (6, 1)										0	0	0	0	0	0	0
6 Charlie Culberson, R (7, 4)										1	0	0	0	0	1	0
31 Joc Pederson, L (1, 8)		C CU 79 X FF 95 0-1 P2		C FF 93 X FF 93 0-1 P6			C SI 94 C KC 87 F KC 81 B SI 95 B KC 82 S SI 96 2-3 K		B FF 93 C KC 80 B FC 92 S FC 91 C FC 92 2-3 K	4	0	0	0	0	2	0
9 Yasmani Grandal, S (1, 2) OBP: 0.500, SLG: 0.500		F FF 94 F SL 88 B FF 95 B FF 96 S CH 86 2-3 K		C CU 78 F FF 94 B FF 95 B CU 76 F FF 94 F FF 94 X CH 86 2-2 F7			C SI 95 B KC 83 B CH 87 C CH 87 F SI 96 X SI 95 2-2 47 G4-3 1B		X FC 92 0-0 47 1B 1B	4	0	2	0	0	1	0
60 Andrew Toles, L (1, 7) OBP: 0.500, SLG: 0.500			B FF 94 B CH 84 X FF 95 2-0 22 SH2-4 26 1B 1B		C CU 75 S FF 93 B CH 86 X CH 86 1-2 L9		X SI 94 0-0 G4-3 1-2		B FC 91 B KC 81 F FC 92 S FC 91 X FC 91 2-2 1-3 1B	2	1	1	0	0	0	0
47 Howie Kendrick, R (7, PH) OBP: 0.500, SLG: 0.500										2	0	1	0	0	0	1
(7, 7)																
22 Clayton Kershaw, L (1, 1)			1 SAFE X FF 92 0-0 SH2-4 1-2		C FF 93 F FF 94 B FF 94 B CU 78 B CH 86 C FF 95 3-3		I IN 73 I IN 75 I IN 74 I IN 74 4-0 IBB		I IN 57 I IN 63 I IN 62 4-0 IBB	1	0	0	0	0	1	0
55 Joe Blanton, R (6, 1)										0	0	0	0	0	0	0
66 Yasiel Puig, R (6, 9)										0	0	0	0	2	0	0
Inning Stats	R: 1 E: 0 K: 1 S: 9 H: 1 LOB: 0 BB: 0 P: 13	R: 0 E: 0 K: 2 S: 8 H: 0 LOB: 0 BB: 0 P: 11	R: 3 E: 0 K: 0 S: 10 H: 3 LOB: 0 BB: 0 P: 17	R: 0 E: 0 K: 0 S: 10 H: 0 LOB: 0 BB: 0 P: 14	R: 0 E: 0 K: 2 S: 9 H: 0 LOB: 0 BB: 0 P: 14	R: 0 E: 0 K: 0 S: 14 H: 1 LOB: 1 BB: 0 P: 22	R: 0 E: 0 K: 1 S: 11 H: 1 LOB: 2 BB: 1 P: 21	R: 0 E: 0 K: 0 S: 7 H: 0 LOB: 0 BB: 0 P: 12	R: 0 E: 0 K: 3 S: 14 H: 2 LOB: 3 BB: 1 P: 24	1B: 6 2B: 0 3B: 0 HR: 2 SF: 0 SAC: 1 DP: 1 HBP: 1						

PITCHER	IP	WLS	BF	H	R	ER	SO	BB	IBB	HBP	BLK	WP	HR	S	P	ERA	WHIP
31 Max Scherzer, R (1, 1) ERA: 6.0	6.0	L	23	5	4	4	5	0	0	1	0	1	2	60	91	6.00	0.833
36 Sammy Solís, L (7, 1) ERA:	2.0		8	1	0	0	1	0	1	0	0	0	0	18	33	0.00	0.500
43 Mark Melancon, R (9, 1) ERA:	1.0		6	2	0	0	3	0	1	0	0	0	0	14	24	0.00	2.000

PITCHER	IP	WLS	BF	H	R	ER	SO	BB	IBB	HBP	BLK	WP	HR	S	P	ERA	WHIP

TOP

Los Angeles Dodgers @ Washington Nationals

Nationals Park, Washington, DC

Fri Oct 07 2016, 5:40 PM - 9:25 PM EDT

Att. 43,915 - Partly Cloudy - 72 F

livebaseballscorecards.com

AB	33
R	4
H	8
RBI	4
BB	2
SO	9
LOB	10

WP: 1 PA: 37
PB: 0
SB: 0
CS: 0

BOTTOM

Los Angeles Dodgers @ Washington Nationals
Nationals Park, Washington, DC
Fri Oct 07 2016, 5:40 PM - 9:25 PM EDT
Att. 43,915 - Partly Cloudy - 72 F

livebaseballscorecards.com

Batter	1	2	3	4	5	6	7	8	9	AB	R	H	RBI	BB	SO	LOB
7 Trea Turner, R (1, 8)	F FF 94 C SL 90 B FF 94 S SL 90 1-3 ① K		S SL 85 S CU 72 S CU 72 0-3 ① K	C FF 93 D CU 73 B SL 89 X SL 88 2-1 ② SF8 3-H		B FF 91 B SL 86 B SL 86 C SL 85 B SL 86 4-1 BB			C FF 93 C FC 94 S FC 95 0-3 ① K	3	0	0	1	1	3	0
34 Bryce Harper, L (1, 9) OBP: 0.200, SLG: 0.400	S FF 94 F FF 94 B FF 94 B SL 90 F FF 94 B SI 95 F FF 95 S FF 95 3-3 ② K		F FF 94 X SI 93 0-1 6 S 6 1B 2B	B SL 89 C FF 93 B CU 72 X FF 94 2-1 ③ P4		B FF 92 1 SAFE S FF 92 F FF 93 1 SAFE X FF 92 1-2 ③ F9			C FC 93 F FC 94 B FC 96 F FF 97 X FC 95 1-2 ② L4	5	1	1	0	0	1	1
28 Jayson Werth, R (1, 7) OBP: 0.400, SLG: 0.250	C SL 89 B CU 72 B SL 90 S SL 90 S CU 75 2-3 ③ K		B SL 86 C SL 88 B SL 88 F FF 94 D SL 89 B SL 88 4-2 6 S 6 1B BB		C FF 93 C CU 71 B SL 90 X CU 73 1-2 11 F9 6 1B 1B		B CU 75 C CU 76 C FF 93 F FF 92 B FF 92 S FF 93 2-3 ① K		B FC 96 C FC 95 F FC 95 F FC 96 F FC 96 F FC 97 S SL 85 1-3 ③ K	4	1	1	0	1	3	0
20 Daniel Murphy, L (1, 4) OBP: 0.500, SLG: 0.333		C FF 93 B SL 89 B SL 91 C FF 93 F FF 94 X SL 90 2-2 6 FC6-4 1B	C FF 93 D CU 74 X FF 93 1-1 ② F7	F FF 93 X SI 94 0-1 ① P6			B FF 92 B CH 86 F FF 92 B FF 92 F FF 92 B FF 91 4-2 6 CS BB			3	0	1	0	1	0	3
6 Anthony Rendon, R (1, 5) OBP: 0.500, SLG: 0.500		B FF 94 F SL 89 C CU 73 X SL 89 1-2 ① FC6-4 29 E 11 1B 1-2f	F SL 88 B FF 93 D SL 88 B SL 89 F SL 88 X SL 88 3-2 11 1B 1-H 2-H 1B		1 SAFE B FF 92 D SL 88 1 SAFE B FF 92 X SL 90 2-1 1B 1-2		B FF 96 C FF 96 S FF 97 F FF 98 B SL 90 X FF 98 2-2 ②③ P6 1-2			4	0	2	2	0	0	2
11 Ryan Zimmerman, R (1, 3) OBP: 0.500, SLG: 0.500		1 SAFE X FF 93 0-0 29 E 1-2 1B	B FF 92 X SL 89 1-0 1B 1-2		F FF 92 D CU 73 X SI 95 1-1 ② F9 2-3			B FF 97 X SL 90 1-0 ① F7		4	0	2	0	0	0	2
8 Danny Espinosa, S (1, 6) 10 Stephen Drew, L (8, PH) (9, 6)		C FF 94 C FF 93 S CU 72 0-3 ② K	B FF 92 S FF 93 S FF 93 S FF 93 1-3 ③ K		B FF 93 F FF 94 1 SAFE B FF 93 F FF 92 S CU 72 2-3 ③ K			X FC 94 0-0 ② P5		3 1	0 0	0 0	0 0	0 0	3 0	6 0
29 Pedro Severino, R (1, 2) OBP: 0.333, SLG: 0.667 25 Clint Robinson, L (8, PH) OBP: 1.000, SLG: 2.000 3 Michael Taylor, R (8, PR) 59 Jose Lobaton, S (9, 2)		X FF 93 0-0 FC4 1-2 2-3	B SL 88 F FF 92 B SL 88 B SL 88 X FF 93 3-1 31 G4-3 7 SF8 2B			S CU 81 B CU 81 B SL 86 X SL 85 2-1 ① G5-3		B FC 95 B FC 94 C FC 93 F FC 93 X FC 96 2-2 2B		3 1 0 0	1 0 0 0	1 1 0 0	0 0 0 0	0 0 0 0	0 0 0 0	2 0 0 0
31 Max Scherzer, R (1, 1) 1 Wilmer Difo, S (6, PH) 36 Sammy Solís, R (7, 1) 14 Chris Heisey, R (8, PH) 43 Mark Melancon, R (9, 1)		B FF 93 B FF 93 C FF 93 S FF 94 F FF 94 F FF 94 B FF 94 X FF 94 3-2 ③ P6	L FF 91 C D CU 73 X FF 93 1-2 ① G4-3 2-3			B CU 79 B CH 85 C CH 85 X CH 86 2-1 ② L6		B FC 94 S FC 94 B FF 95 B FC 95 S FC 94 C FC 95 3-3 ③ K		2 1 0 1 0	0 0 0 0 0	0 0 0 0 0	0 0 0 0 0	0 0 0 1 0	0 0 0 1 0	4 0 0 1 0
Inning Stats	R: 0 E: 0 K: 3 S: 11 H: 0 LOB: 0 BB: 0 P: 17	R: 0 E: 1 K: 1 S: 17 H: 2 LOB: 3 BB: 0 P: 23	R: 2 E: 0 K: 2 S: 16 H: 3 LOB: 2 BB: 1 P: 26	R: 1 E: 0 K: 0 S: 9 H: 1 LOB: 0 BB: 0 P: 17	R: 0 E: 0 K: 1 S: 12 H: 2 LOB: 2 BB: 0 P: 18	R: 0 E: 0 K: 0 S: 8 H: 0 LOB: 1 BB: 1 P: 17	R: 0 E: 0 K: 1 S: 10 H: 0 LOB: 0 BB: 1 P: 18	R: 0 E: 0 K: 1 S: 8 H: 1 LOB: 1 BB: 0 P: 14	R: 0 E: 0 K: 2 S: 13 H: 0 LOB: 0 BB: 0 P: 15	1B: 6 2B: 3 3B: 0 HR: 0 SF: 1 SAC: 0 DP: 0 HBP: 0						

PITCHER	IP	WLS	BF	H	R	ER	SO	BB	IBB	HBP	BLK	WP	HR	S	P	ERA	WHIP
22 Clayton Kershaw, L (1, 1) ERA: 5.4	5.0	W	25	8	3	3	7	1	0	0	0	0	0	65	101	5.40	1.800
55 Joe Blanton, R (6, 1) ERA:	0.2	H	3	0	0	0	0	1	0	0	0	0	0	5	13	0.00	1.500
75 Grant Dayton, L (6, 1) ERA:	0.2	H	3	0	0	0	1	1	0	0	0	0	0	9	16	0.00	1.500
52 Pedro Báez, R (7, 1) ERA:	1.0	H	2	0	0	0	0	0	0	0	0	0	0	5	8	0.00	0.000
74 Kenley Jansen, R (8, 1) ERA:	1.2	S	6	1	0	0	3	0	0	0	0	0	0	20	27	0.00	0.600

PITCHER	IP	WLS	BF	H	R	ER	SO	BB	IBB	HBP	BLK	WP	HR	S	P	ERA	WHIP

AB	35
R	3
H	9
RBI	3
BB	3
SO	11
LOB	21

WP: 0 PA: 39
PB: 0
SB: 2
CS: 1

Batter	1	2	3	4	5	6	7	8	9	AB	R	H	RBI	BB	SO	LOB
26 Chase Utley, L (1, 4) OBP: 0.222, SLG: 0.125	X SI 91 0-0 ① F7	C SI 94 B FF 93 C CU 80 D SL 88 X CH 86 2-2 ③ G3		B CH 84 X CH 84 1-0 ② G3 1-2		B SL 84 B SL 83 C SI 90 B SL 83 C SI 90 B SI 90 4-2 5 S BB		X FF 92 0-0 ③ G4-3		4	0	0	0	1	0	4
5 Corey Seager, L (1, 6) OBP: 0.222, SLG: 0.889	B SI 92 B CH 83 B SI 92 X SI 92 3-0 HR		F CH 84 B CH 85 X CH 84 1-1 ① F7	B FF 93 F CU 79 B SI 94 D CH 86 F CH 85 X SI 94 3-2 ③ G3		F SL 82 T SI 91 F SI 90 D SL 83 T SL 85 1-2 ② K 1-2			F FC 91 B FC 92 X FC 92 1-1 ① G6-3	5	1	1	1	0	1	2
10 Justin Turner, R (1, 5) OBP: 0.778, SLG: 1.167	B SL 88 C SI 93 B SI 94 X SL 88 2-1 ② G3		F SI 94 C SI 93 B SI 94 B CH 86 B CH 86 B SI 94 4-2 23 1B 11 1B BB		X SL 87 0-0 66 BB 11 1B 1B	C SI 90 B CH 85 B SL 84 B CH 83 C SI 90 D SL 83 4-2 BB			C FF 93 C FF 93 B KC 83 F KC 83 F FC 93 B KC 82 X FF 91 2-2 11 DI 1B	3	1	2	0	2	0	0
23 Adrián González, L (1, 3) OBP: 0.111, SLG: 0.111	C SI 93 B CU 77 F SI 92 F SI 92 X FF 94 1-2 ③ P1		D CU 79 X SI 92 1-0 11 1B 1-2 1B		C SI 92 F SL 87 B SI 92 1 SAFE X SL 87 1-2 ① F8	B KC 78 X 1-0 ③ F7			B KC 80 C FC 92 F KC 80 S FF 91 1-3 ② K	5	0	1	0	0	1	4
11 Josh Reddick, L (1, 9) OBP: 0.250, SLG: 0.250		F SI 92 B FF 92 S CU 78 B CU 77 F CU 78 X SI 92 2-2 ① F7	B CU 78 X CU 76 1-0 1-3 2-H 1B		X SI 93 0-0 66 BB 1-2 1B		C SI 95 S SL 87 F SL 86 B SI 97 F SL 87 F SI 97 X SI 96 1-2 ① L7		B KC 81 F FC 90 C FC 90 D KC 81 X KC 80 2-2 ③ G4-3 1-2	5	0	2	1	0	0	1
31 Joc Pederson, L (1, 8) OBP: 0.333, SLG: 0.200 66 Yasiel Puig, R (5, PH) (5, 8)		B SI 92 X CH 85 1-0 60 HBP 9 BB 1B	I IN 67 I IN 68 I IN 70 I IN 69 4-0 9 G4-6-3 IBB		B SI 90 B SL 84 C CH 85 S SI 91 D SL 86 B CH 85 4-2 1-2 2-3 BB		B SI 96 B SI 97 B SI 96 C SI 96 F SI 97 X SI 98 3-2 ② G6-3			1 1	0 0	1 0	0 0	1 1	0 0	0 0
9 Yasmani Grandal, S (1, 2) OBP: 0.375, SLG: 0.286		D CU 78 B CH 84 D SI 93 C SI 93 B SI 93 4-1 60 HBP 1-2 BB	F CH 85 B CH 84 S SI 93 B SI 94 X CU 78 2-2 ② ③ G4-6-3 1-2f		C SI 92 S SL 85 S SL 86 0-3 ② K		C SL 87 C SL 87 C SL 87 0-3 ③ K			3	0	0	0	1	2	6
60 Andrew Toles, L (1, 7) OBP: 0.500, SLG: 0.333 47 Howie Kendrick, R (5, PH) OBP: 0.250, SLG: 0.250 (5, 7)		S CH 85 B SI 94 F SI 93 H SI 93 2-2 1-2 2-3 HBP		B SI 92 F CH 84 B SI 92 B SI 92 F SI 92 F SI 93 F SI 94 F FF 93 X SI 94 3-2 ① G1-3	B SI 92 B CH 86 B SI 91 C SI 91 X SI 90 3-1 ③ L7			C SI 94 B SI 94 S SL 88 C SI 95 1-3 ① K	1 2	0 0	0 0	0 0	0 1	0 3	0 3
44 Rich Hill, L (1, 1) OBP: 0.500, SLG: 0.500 52 Pedro Báez, R (6, 1) 6 Charlie Culberson, R (8, PH) 43 Luis Avilán, L (4, 1) 46 Josh Fields, R (5, 1) 75 Grant Dayton, L (7, 1) 16 Andre Ethier, L (8, PH) 51 Carlos Ruiz, R (8, PH) 68 Ross Stripling, R (8, 1)		F CU 78 F SI 93 S CU 79 0-3 ② K		X SI 93 0-0 26 G3 1B		L SI 88 B CH 84 X SL 83 1-1 ① F7		B FF 91 F FF 91 F SI 92 X FF 92 1-2 ② G3		2 0 1 0 0 0 0 0 1	0 0 0 0 0 0 0 0 0	1 0 0 0 0 0 0 0 0	0 0 0 0 0 0 0 0 0	0 0 0 0 0 0 0 0 0	1 0 0 0 0 0 0 0 0	3 0 0 0 0 0 0 0 0
Inning Stats	R: 1 E: 0 K: 0 S: 8 H: 1 LOB: 0 BB: 0 P: 14	R: 0 E: 0 K: 1 S: 14 H: 1 LOB: 3 BB: 1 P: 25	R: 1 E: 0 K: 0 S: 9 H: 2 LOB: 2 BB: 2 P: 22	R: 0 E: 0 K: 0 S: 11 H: 1 LOB: 1 BB: 0 P: 18	R: 0 E: 0 K: 1 S: 12 H: 2 LOB: 3 BB: 1 P: 20	R: 0 E: 0 K: 1 S: 11 H: 0 LOB: 2 BB: 2 P: 22	R: 0 E: 0 K: 1 S: 12 H: 0 LOB: 0 BB: 0 P: 16	R: 0 E: 0 K: 1 S: 7 H: 0 LOB: 0 BB: 0 P: 9	R: 0 E: 0 K: 1 S: 13 H: 1 LOB: 1 BB: 0 P: 19	1B: 7 2B: 0 3B: 0 HR: 1 SF: 0 SAC: 0 DP: 1 HBP: 1						

PITCHER		IP	WLS	BF	H	R	ER	SO	BB	IBB	HBP	BLK	WP	HR	S	P	ERA	WHIP
57 Tanner Roark, R ERA: 4.15	(1, 1)	4.1		23	7	2	2	1	2	1	1	0	0	1	47	85	4.15	2.077
23 Marc Rzepczynski, L ERA:	(5, 1)	1.1		7	0	0	0	2	3	0	0	0	0	0	17	34	0.00	2.250
36 Sammy Solís, L ERA:	(6, 1)	0.1	H	1	0	0	0	0	0	0	0	0	0	0	1	2	0.00	0.000
45 Blake Treinen, R ERA:	(7, 1)	1.1	W	4	0	0	0	2	0	0	0	0	0	0	15	20	0.00	0.000
46 Oliver Pérez, L ERA:	(8, 1)	0.2		2	0	0	0	0	0	0	0	0	0	0	4	5	0.00	0.000

PITCHER		IP	WLS	BF	H	R	ER	SO	BB	IBB	HBP	BLK	WP	HR	S	P	ERA	WHIP
43 Mark Melancon, R ERA:	(9, 1)	1.0	S	4	1	0	0	1	0	0	0	0	0	0	13	19	0.00	1.000

TOP

Los Angeles Dodgers @ Washington Nationals
Nationals Park, Washington, DC
Sun Oct 09 2016, 1:09 PM - 5:04 PM EDT
Att. 43,826 - Sunny - 62 F

livebaseballscorecards.com

AB	34
R	2
H	8
RBI	2
BB	6
SO	6
LOB	23

WP: 0 PA: 41
PB: 0
SB: 1
CS: 0

Batter	1	2	3	4	5	6	7	8	9	AB	R	H	RBI	BB	SO	LOB
7 Trea Turner, R (1, 8) OBP: 0.333, SLG: 0.286	C FF 92 B FF 89 S CU 75 B FF 92 B CU 74 S CU 75 3-3 ① K		B FF 88 B CU 73 C CU 73 X CU 73 2-1 1B		B SI 88 F CU 72 B FF 88 X CU 72 2-1 34 1B 34 S 20 1B 1B		B FF 94 B FF 93 S FF 93 S FF 95 S FF 94 2-3 ① K			4	1	2	0	0	2	0
34 Bryce Harper, L (1, 9) OBP: 0.222, SLG: 0.333	F FF 92 S CU 73 B CU 74 C CU 74 1-3 ② K		1 SAFE 1 SAFE C FF 88 B FF 89 1 SAFE B CU 73 C CU 74 1 SAFE S ST 72 2-3 ② K		1 SAFE B FF 88 1 SAFE C FF 88 L CU 75 X CH 86 1-2 20 1B 6 F7-2 1-3 1B		C FF 92 B FF 94 C FF 93 S FF 94 1-3 ② K			4	0	1	0	0	3	1
28 Jayson Werth, R (1, 7) OBP: 0.333, SLG: 0.375	C FF 91 B FF 90 B FF 86 C CU 75 T FF 91 2-2 ③ K		B FF 89 F FF 89 S FF 90 1 SAFE C CU 75 1-3 ③ K		B FF 89 X FF 89 1-0 ① P3		B CU 76 C FF 93 B FF 94 X FF 93 2-1 20 1B 2B			4	1	1	0	0	2	3
20 Daniel Murphy, L (1, 4) OBP: 0.750, SLG: 0.667		X CU 74 0-0 8 HBP 11 BB 59 G1-2-3 1B		B FF 88 B CU 72 C CU 78 B CU 72 B CU 74 4-1 8 HBP 59 HR BB	C FF 90 B ST 74 S CU 74 1 SAFE B SI 88 X CU 73 2-2 1-3 3-H 1B		B FF 92 S FF 91 X FF 92 1-1 2-H 1B			3	1	3	2	1	0	0
6 Anthony Rendon, R (1, 5) OBP: 0.250, SLG: 0.250		B CU 73 B CU 74 C FF 89 S CU 74 C FF 89 2-3 ① K		C CU 73 X FF 89 0-1 ① F9	C FF 97 B FF 97 B FF 97 X FF 97 2-1 ② ③ F7-2 3-H		B CU 74 B FF 91 C FF 91 1 SAFE S FF 90 F FF 93 B FF 92 T FF 92 3-2 ③ K			4	0	0	0	0	2	5
11 Ryan Zimmerman, R (1, 3) OBP: 0.500, SLG: 0.429		B CU 74 B CU 76 1 SAFE B CU 73 C FF 90 D CU 75 4-1 8 HBP 1-2 BB		C CU 73 S FF 90 D CU 74 B FF 90 X CU 74 2-2 ② F9	C CH 80 B FF 91 F CH 81 X FF 85 1-2 59 G5-3 1B			B CH 80 C CU 76 F SL 89 B SL 88 X CU 76 2-2 ① G6-3		3	0	1	0	1	0	1
8 Danny Espinosa, S (1, 6)		C CU 74 H FF 90 1-1 1-2 2-3 HBP		H FF 87 1-0 59 HR 1-2 HBP	D CU 85 F CH 81 C FF 92 B CH 81 B CH 82 1 SAFE C CH 81 3-3 ① K			C FF 90 F FF 91 B CH 83 S FF 92 1-3 ② K		2	1	0	0	0	2	1
59 Jose Lobaton, S (1, 2) OBP: 0.250, SLG: 1.000		X CU 75 0-0 ② ③ G1-2-3 3-Hf		B FF 88 C FF 88 X CU 73 1-1 1-H 2-H HR	F SI 90 B CH 83 X CH 81 1-1 ② G5-3 1-2			B SI 91 C CU 78 B FF 92 F CH 83 B FF 92 S FF 91 3-3 ③ K		4	1	1	3	0	1	4
57 Tanner Roark, R (1, 1) 23 Marc Rzepczynski, L (5, 1) 36 Sammy Solís, R (6, 1) 14 Chris Heisey, R (6, PH) 45 Blake Treinen, R (7, 1) 46 Oliver Pérez, L (8, 1) 43 Mark Melancon, R (9, 1)			C FF 88 F CU 73 S FF 89 0-3 ① K	S FF 89 B FF 89 B CU 72 B FF 88 C FF 89 X CU 72 3-2 ③ P3		B KC 78 F FF 94 F FF 94 B FF 95 S FF 95 2-3 ③ K				2 0 0 1 0 0 0	0 0 0 0 0 0 0	0 0 0 0 0 0 0	0 0 0 0 0 0 0	0 0 0 0 0 0 0	1 0 0 1 0 0 0	0 0 0 1 0 0 0
Inning Stats	R: 0 E: 0 K: 3 S: 9 H: 0 LOB: 0 BB: 0 P: 15	R: 0 E: 0 K: 1 S: 7 H: 1 LOB: 2 BB: 1 P: 14	R: 0 E: 0 K: 3 S: 11 H: 1 LOB: 1 BB: 0 P: 16	R: 3 E: 0 K: 0 S: 11 H: 1 LOB: 0 BB: 1 P: 22	R: 1 E: 0 K: 0 S: 11 H: 3 LOB: 1 BB: 0 P: 19	R: 0 E: 0 K: 2 S: 11 H: 1 LOB: 1 BB: 0 P: 18	R: 1 E: 0 K: 3 S: 14 H: 2 LOB: 1 BB: 0 P: 23	R: 0 E: 0 K: 2 S: 9 H: 0 LOB: 0 BB: 0 P: 15		1B: 7 2B: 2 3B: 0 HR: 1 SF: 0 SAC: 0 DP: 2 HBP: 2						

PITCHER		IP	WLS	BF	H	R	ER	SO	BB	IBB	HBP	BLK	WP	HR	S	P	ERA	WHIP
44 Rich Hill, L ERA: 8.31	(1, 1)	4.1	L	22	6	4	4	7	2	0	2	0	0	1	47	82	8.31	1.846
52 Pedro Báez, R ERA:	(5, 1)	0.2		1	0	0	0	0	0	0	0	0	0	0	2	4	0.00	0.000
43 Luis Avilán, L ERA:	(6, 1)	0.2		3	1	0	0	1	0	0	0	0	0	0	8	13	0.00	1.500
46 Josh Fields, R ERA:	(6, 1)	0.2		2	0	0	0	2	0	0	0	0	0	0	6	10	0.00	0.000
75 Grant Dayton, L ERA: 6.75	(7, 1)	0.2		4	2	1	1	2	0	0	0	0	0	0	11	18	13.50	3.000

PITCHER		IP	WLS	BF	H	R	ER	SO	BB	IBB	HBP	BLK	WP	HR	S	P	ERA	WHIP
68 Ross Stripling, R ERA:	(8, 1)	1.0		3	0	0	0	2	0	0	0	0	0	0	9	15	0.00	0.000

BOTTOM

Los Angeles Dodgers @ Washington Nationals

Nationals Park, Washington, DC

Sun Oct 09 2016, 1:09 PM - 5:04 PM EDT

Att. 43,826 - Sunny - 62 F

livebaseballscorecards.com

AB	31
R	5
H	9
RBI	5
BB	2
SO	14
LOB	16

WP: 0	PB: 0	SB: 1	CS: 0	PA: 35														

Batter	1	2	3	4	5	6	7	8	9	AB	R	H	RBI	BB	SO	LOB
7 Trea Turner, R (1, 8) OBP: 0.286, SLG: 0.250	C SI 92 S SI 92 S FF 91 0-3 K		B SI 91 S SL 80 X SI 91 1-1 28 2B 1B	C SI 97 B SI 97 X FF 98 1-1 F9		S FF 95 1 SAFE B FF 96 S FF 96 B FF 97 F FF 96 S FF 96 2-3 K		C SL 85 B SL 85 B SL 81 B SL 84 C SI 91 S SL 84 3-3 K		5	1	1	0	0	3	1
28 Jayson Werth, R (1, 7) OBP: 0.500, SLG: 0.833	C FF 92 B SL 83 B SL 82 C SL 82 F SI 93 F SI 92 F FF 93 B SL 83 X SL 82 3-2 6 BB 34 BB 1B		C SI 91 C FF 90 X FF 91 0-2 34 1B 1-H 2B	C SI 98 B SL 91 B SI 98 X FF 98 2-1 P2		B FF 96 B FF 97 B FF 96 C FF 96 C FF 96 B FF 95 4-2 20 WP 1-2 BB			B FC 96 X FC 94 1-0 HR	4	2	3	2	1	0	0
20 Daniel Murphy, L (1, 4) OBP: 0.538, SLG: 0.400	C CH 83 B SI 90 X CH 84 1-1 P6		F CH 84 B CH 85 X SL 81 1-1 F9		C SI 97 B CH 88 F FF 97 F FF 98 X CH 89 1-2 L7	F FF 93 B SI 94 F CH 84 B CH 85 B CH 84 F CH 84 S CH 84 3-3 K 1-2 2-3			B FF 96 C FF 95 B FF 95 B FF 95 C FC 96 B FC 96 4-2 34 HBP 11 2B BB	4	1	0	0	1	1	4
34 Bryce Harper, L (1, 9) OBP: 0.429, SLG: 0.364	B FF 91 B CH 84 1 SAFE B CH 84 C FF 91 B CH 84 4-1 6 BB 1-2 BB		X CH 84 0-0 6 E 6 S 6 HR 3-H 1B	F SI 98 S SI 97 B SI 98 F SI 98 F SI 90 B SI 98 B FF 98 F SI 97 B SI 98 4-2 11 BB BB		B CU 76 F CH 83 B FF 93 C CH 84 X CU 75 2-2 G4-3			B FC 94 1 SAFE S FF 94 S FC 94 F FC 96 1 SAFE 1 SAFE H FF 95 2-2 11 2B 1-2 HBP	2	2	1	1	2	0	0
6 Anthony Rendon, R (1, 5) OBP: 0.308, SLG: 0.500	B SL 81 S SL 83 B SL 82 2 SAFE B SI 91 B SL 80 4-1 1-2 2-3 BB		F FF 91 1 SAFE 1 SAFE S SL 82 B SL 82 1 SAFE F SL 83 B SL 81 F FF 91 2-2 X SI 81 1-H HR	1 SAFE B SL 88 X SI 97 1-0 F9		C CU 81 C FF 91 B SL 86 F SL 85 B SL 87 X FF 92 2-2 F8			B FF 94 X FF 94 1-0 P3	4	1	1	2	1	0	3
11 Ryan Zimmerman, R (1, 3) OBP: 0.538, SLG: 0.545	C SL 82 S SL 82 S SL 83 0-3 K		X SL 81 0-0 L6	C FF 98 1 SAFE B FF 97 B SI 97 B FF 98 B SI 98 4-1 1-2 BB		B SL 82 S CU 81 C SI 92 X FF 92 1-2 1B			X FC 95 0-0 14 SF7 1-H 2-H 2B	4	1	2	2	1	1	3
8 Danny Espinosa, S (1, 6) 36 Sammy Solís, R (5, 1) 25 Clint Robinson, L (7, PH) OBP: 0.500, SLG: 1.000 46 Oliver Pérez, L (7, 1) 27 Shawn Kelley, R (7, 1) 14 Chris Heisey, R (9, PH) 43 Mark Melancon, R (9, 1)		F FF 89 M SL 81 B CH 85 S SL 83 1-3 K	F SL 80 H SL 80 1-1 HBP	S SI 98 X FF 98 0-1 P3		C SL 81 B CH 86 D CH 86 D CH 87 S SL 87 F SL 86 X SL 86 3-2 F9			B SL 87 B SL 88 C FF 92 C SL 88 B FF 93 X FF 90 3-2 SF7 3-H	2 0 1 0 0 0 0 0	0 0 0 0 0 0 0 0	0 0 0 0 0 0 0 0	0 0 0 0 1 0 0 0	0 0 0 0 0 0 0 0	1 0 0 0 0 0 0 0	2 1 0 0 0 0 0 0
59 Jose Lobaton, S (1, 2) OBP: 0.286, SLG: 0.714 29 Pedro Severino, R (6, PR) OBP: 0.200, SLG: 0.400 (6, 2)		B CU 73 X FF 91 1-0 F8	S FF 89 B FF 89 B CH 82 B CU 72 F CU 72 X FF 90 3-2 G3-1			B FF 93 B FF 92 F FF 93 F FF 92 F FF 94 X FF 92 2-2 20 WP 28 BB 1B		C CU 81 F SL 84 F SL 85 B SL 86 S SL 86 1-3 K	B CU 79 C SL 88 X CU 78 1-1 G3-1	3 2	0 0	1 0	0 0	0 1	0 0	1 0
47 Gio González, R (1, 1) 10 Stephen Drew, L (5, 6)		C FF 90 S SL 80 S SL 81 0-3 K	C FF 95 S FF 95 S FF 97 0-3 K			B CU 71 C FF 91 F FF 93 B CH 84 B FF 93 F FF 92 F FF 92 S FF 91 3-3 K		C SL 80 B CH 85 B CH 85 C CU 80 F SL 85 F SL 85 S SL 84 2-3 K		2 2	0 0	0 0	0 0	0 0	2 2	0 1
Inning Stats	R: 0 E: 0 K: 2 S: 16 H: 1 LOB: 3 BB: 2 P: 28	R: 0 E: 0 K: 2 S: 7 H: 0 LOB: 0 BB: 0 P: 9	R: 4 E: 0 K: 0 S: 18 H: 4 LOB: 1 BB: 0 P: 26	R: 0 E: 0 K: 1 S: 7 H: 0 LOB: 0 BB: 0 P: 10	R: 0 E: 0 K: 0 S: 13 H: 0 LOB: 2 BB: 2 P: 23	R: 0 E: 0 K: 3 S: 19 H: 1 LOB: 3 BB: 1 P: 33	R: 0 E: 0 K: 0 S: 14 H: 1 LOB: 1 BB: 0 P: 22	R: 0 E: 0 K: 3 S: 12 H: 0 LOB: 0 BB: 0 P: 18	R: 4 E: 0 K: 0 S: 13 H: 2 LOB: 0 BB: 1 P: 25	1B: 5 2B: 2 3B: 0 HR: 2 SF: 1 SAC: 0 DP: 0 HBP: 2						

PITCHER		IP	WLS	BF	H	R	ER	SO	BB	IBB	HBP	BLK	WP	HR	S	P	ERA	WHIP
18 Kenta Maeda, R ERA: 12.0	(1, 1)	3.0	L	17	5	4	4	4	2	0	1	0	0	1	41	63	12.00	2.333
52 Pedro Báez, R ERA:	(4, 1)	2.0		8	0	0	0	1	2	0	0	0	0	0	20	33	0.00	1.000
75 Grant Dayton, L ERA: 5.4	(6, 1)	0.1		2	1	0	0	1	0	0	0	0	0	0	9	14	0.00	3.000
46 Josh Fields, R ERA:	(6, 1)	0.1		2	0	0	0	1	1	0	0	0	0	0	6	12	0.00	3.000
43 Luis Avilán, L ERA:	(6, 1)	0.2		2	0	0	0	1	0	0	0	0	1	0	7	12	0.00	0.000

PITCHER		IP	WLS	BF	H	R	ER	SO	BB	IBB	HBP	BLK	WP	HR	S	P	ERA	WHIP
55 Joe Blanton, R ERA:	(7, 1)	1.2		6	1	0	0	3	0	0	0	0	0	0	23	35	0.00	0.600
74 Kenley Jansen, R ERA: 18.0	(9, 1)	0.1		5	2	4	4	0	1	0	1	0	0	1	8	16	108.00	9.000
68 Ross Stripling, R ERA:	(9, 1)	0.2		2	0	0	0	0	0	0	0	0	0	0	5	9	0.00	0.000

TOP

Washington Nationals @ Los Angeles Dodgers

Dodger Stadium, Los Angeles, CA

Mon Oct 10 2016, 1:10 PM - 5:21 PM PDT

Att. 53,901 - Sunny - 84 F

livebaseballscorecards.com

AB	35
R	8
H	9
RBI	8
BB	6
SO	11
LOB	16

WP: 1 PB: 0 SB: 1 CS: 0 PA: 44

BOTTOM

Batter	1	2	3	4	5	6	7	8	9	AB	R	H	RBI	BB	SO	LOB
47 Howie Kendrick, R (1, 7) OBP: 0.250, SLG: 0.375	B FF 93 F SI 93 B FF 93 X FF 93 2-1 ① L9		B CU 78 C SI 92 F FF 93 X CU 79 1-2 10 G6-3 2B		C SI 94 F CH 86 B SI 95 B SI 94 B CH 86 F SI 95 X SI 94 3-2 ② G4-3		B SL 81 S SL 82 B FF 93 S SL 82 B SL 84 X SL 84 3-2 ② L8			4	0	1	0	0	0	1
10 Justin Turner, R (1, 5) OBP: 0.692, SLG: 0.875	C FF 93 B FF 94 B CH 87 S CH 86 B CU 81 B CH 87 4-2 5 2B BB		F FF 93 C SI 93 B FF 92 B CH 86 F FF 94 F SI 94 X CU 79 3-2 ② G6-3 2-3		B CH 87 B SI 88 B CH 87 F SI 94 B SI 94 4-1 BB		B FF 94 T FF 94 1 SAFE D SL 85 S SL 84 C FF 93 2-3 ③ K			2	1	0	0	2	1	2
5 Corey Seager, L (1, 6) OBP: 0.231, SLG: 0.769	X CU 78 0-0 1-H 2B		C FF 90 D CU 79 B FF 91 B FF 92 S FF 91 S SI 92 3-3 ③ K		1 SAFE B SI 92 X SI 92 1-0 ③ F8			B SL 82 S SL 83 B SL 84 S SL 82 F SL 82 S SL 83 2-3 ① K		4	0	1	1	0	2	2
66 Yasiel Puig, R (1, 9) 60 Andrew Toles, L (8, PH) OBP: 0.400, SLG: 0.250 74 Kenley Jansen, S (9, 1) 68 Ross Stripling, R (9, 1)	B FF 93 B FF 94 B FF 94 C SI 93 S FF 93 C FF 94 3-3 ② K			X FF 92 0-0 ① F8		B SI 92 S CH 83 B SI 93 S CH 84 B CH 85 F SI 93 X CH 85 3-2 ① F7		F SL 84 S SL 84 X SL 83 0-2 ② F8		3 1 0 0	0 0 0 0	0 0 0 0	0 0 0 0	1 0 0 0	1 0 0 0	1 0 0 0
23 Adrián González, L (1, 3) OBP: 0.154, SLG: 0.154	F FF 94 S CU 78 B SI 92 D CU 79 B CU 78 F CU 78 X SI 93 3-2 ③ G3			B FF 93 B FF 92 C FF 92 C FF 91 B FF 92 X FF 92 3-2 ② F8		B KC 86 F CH 87 X SI 93 1-1 6 FC5-4 1B		C SL 84 S FF 94 B FF 96 S SL 85 1-3 ③ K		4	0	1	0	0	1	1
9 Yasmani Grandal, S (1, 2) OBP: 0.250, SLG: 0.182		B SI 91 C FF 91 F CU 79 X CU 79 1-2 ① F9		B CU 78 B FF 92 F FF 92 B CU 77 F SI 93 F FF 92 X FF 92 3-2 ③ F9		C SI 91 B SI 92 B KC 78 S CH 84 C SI 93 2-3 ② K			C FF 92 X FS 85 0-1 ① F8	4	0	0	0	0	1	1
6 Charlie Culberson, R (1, 4) 55 Joe Blanton, R (7, 1) 11 Josh Reddick, L (9, 9) OBP: 0.222, SLG: 0.222		B CH 87 B CH 87 X SI 93 2-0 ② G6-3			C FF 91 X CH 86 0-1 ① G1-4-3	C SI 92 B SI 93 S CH 85 F SI 94 X CH 86 1-2 ③ FC5-4 1-2f			C FC 92 B FS 87 B FC 91 X FC 92 2-1 ② G4-3	3 0 1	0 0 0	0 0 0	0 0 0	0 0 0	0 0 0	1 0 0
31 Joc Pederson, L (1, 8) OBP: 0.300, SLG: 0.222		B FF 93 C FF 94 C FF 93 T FF 94 1-2 ③ K			F FF 93 S CU 78 B FF 90 X CU 78 1-2 51 HR 1B		F FF 93 B FF 93 C SL 81 B SI 93 F FF 95 S SL 81 2-3 ① K		C FC 91 C FC 90 X FC 92 0-2 ③ F7	4	1	1	0	0	2	0
18 Kenta Maeda, R (1, 1) 15 Austin Barnes, R (3, PH) 52 Pedro Báez, R (4, 1) 51 Carlos Ruiz, R (5, PH) OBP: 0.500, SLG: 2.000 75 Grant Dayton, L (6, 1) 46 Josh Fields, R (6, 1) 43 Luis Avilán, L (6, 1) 26 Chase Utley, L (7, 4) OBP: 0.300, SLG: 0.222			B FF 92 F FF 92 B CU 78 F FF 93 S CU 79 2-3 ① K2-3		B FF 92 B CH 85 C FF 92 B FF 92 X FF 90 3-1 1-H HR		C SL 80 X FF 94 0-1 1B			0 1 0 1 0 0 0 1	0 0 0 1 0 0 0 0	0 0 0 1 0 0 0 1	0 0 0 2 0 0 0 1	0 1 0 0 0 0 0 0	0 0 0 0 0 0 0 0	0 1 0 0 0 0 0 0
Inning Stats	R: 1 H: 1 E: 0 LOB: 1 K: 1 BB: 1 S: 12 P: 24	R: 0 H: 0 E: 0 LOB: 0 K: 1 BB: 0 S: 7 P: 11	R: 0 H: 1 E: 0 LOB: 1 K: 2 BB: 0 S: 14 P: 23	R: 0 H: 0 K: 0 LOB: 0 S: 8 BB: 0 P: 14	R: 2 H: 2 E: 0 LOB: 1 K: 0 BB: 1 S: 13 P: 25	R: 0 H: 1 E: 0 LOB: 1 K: 1 BB: 0 S: 13 P: 20	R: 0 H: 1 E: 0 LOB: 1 K: 2 BB: 0 S: 12 P: 19	R: 0 H: 0 E: 0 LOB: 0 K: 2 BB: 0 S: 10 P: 13	R: 0 H: 0 E: 0 LOB: 0 K: 0 BB: 0 S: 7 P: 9	1B: 3 2B: 2 3B: 0 HR: 1	SF: 0 SAC: 0 DP: 0 HBP: 0			WP: 0 PB: 0 SB: 0 CS: 0	PA: 35		

PITCHER		IP	WLS	BF	H	R	ER	SO	BB	IBB	HBP	BLK	WP	HR	S	P	ERA	WHIP
47 Gio González, L ERA: 6.23	(1, 1)	4.1		18	4	3	3	4	1	0	0	0	0	1	48	83	6.23	1.154
36 Sammy Solís, L ERA:	(5, 1)	1.2	W	7	1	0	0	1	1	0	0	0	0	0	19	34	0.00	1.200
46 Oliver Pérez, L ERA:	(7, 1)	0.1	H	2	1	0	0	1	0	0	0	0	0	0	6	8	0.00	3.000
27 Shawn Kelley, R ERA:	(7, 1)	1.2	H	5	0	0	0	3	0	0	0	0	0	0	16	24	0.00	0.000
43 Mark Melancon, R ERA:	(9, 1)	1.0		3	0	0	0	0	0	0	0	0	0	0	7	9	0.00	0.000

PITCHER	IP	WLS	BF	H	R	ER	SO	BB	IBB	HBP	BLK	WP	HR	S	P	ERA	WHIP

Washington Nationals @ Los Angeles Dodgers

Dodger Stadium, Los Angeles, CA

Mon Oct 10 2016, 1:10 PM - 5:21 PM PDT

Att. 53,901 - Sunny - 84 F

livebaseballscorecards.com

AB	33
R	3
H	6
RBI	3
BB	2
SO	9
LOB	9

Batter	1	2	3	4	5	6	7	8	9	AB	R	H	RBI	BB	SO	LOB
7 Trea Turner, R (1, 8) OBP: 0.368, SLG: 0.353	X FF 94 0-0 34 BB 20 1B 1B		B FF 93 C SL 88 S SL 89 B FF 94 F SL 89 X SL 90 2-2 28 1B 20 SF8 1B		B SL 91 B FF 94 F FF 94 C FF 94 S FF 95 2-3 ② K		B FF 93 F SL 87 C CU 72 B SI 95 X CU 72 2-2 28 HBP 34 BB 20 1B 1-2 1B		F FF 96 B FC 94 S FC 95 S FF 96 1-3 ② K	5	3	3	0	0	2	0
34 Bryce Harper, L (1, 9) OBP: 0.421, SLG: 0.286	1 SAFE B FF 94 B FF 95 F FF 95 F FF 95 1 SAFE F FF 95 B SL 89 F FF 95 4-2 F FF 94 1 SAFE B SL 90 20 1B 1-2 BB		F FF 94 S CU 73 1 SAFE C FF 95 0-3 ① K		C SL 90 S FF 95 B CU 75 B FF 96 X SL 90 2-2 ③ G6-3		S FF 94 B CU 73 C FF 94 B FF 95 B CU 74 F FF 95 F FF 94 B FF 95 4-2 28 HBP 20 1B 1-2 2-3 BB		B FF 95 C FC 96 S FF 96 B FF 96 X FC 96 2-2 ③ G4-1	3	1	0	0	2	1	1
28 Jayson Werth, R (1, 7) OBP: 0.556, SLG: 0.800	C FF 94 C SL 90 D SL 90 2 SAFE S CU 73 1-3 ① K		X FF 94 0-0 1-3 1B			S SL 89 X CU 74 0-1 1B	H SI 97 1-0 20 1B 1-2 2-3 3-H HBP			3	0	2	1	0	1	2
20 Daniel Murphy, L (1, 4) OBP: 0.529, SLG: 0.462	B FF 94 S FF 94 X CU 73 1-1 1-2 2-H 1B		C FF 94 F FF 94 X FF 94 0-2 ② SF8 3-H			X SL 88 0-0 ① L7	B CH 82 X FF 93 1-0 1-3 2-H 3-H 1B			3	0	2	4	0	0	1
6 Anthony Rendon, R (1, 5) OBP: 0.235, SLG: 0.375	B FF 95 C FF 94 F FF 95 F CU 74 F SL 91 F FF 94 B FF 94 X FF 94 2-2 ② F9		C FF 94 1 SAFE B SL 90 F FF 94 S CU 74 1-3 ③ K2-3			B FF 94 B SL 90 C FF 95 B FF 94 X FF 94 3-1 ② L8	C CU 80 F SL 87 S SL 86 0-3 ③ K			4	0	0	0	0	2	6
11 Ryan Zimmerman, R (1, 3) OBP: 0.412, SLG: 0.400	B CU 73 X FF 94 1-0 ③ F9			X FF 94 0-0 ① P4		C FF 94 F CU 73 B SL 89 F FF 94 B CU 72 S FF 94 2-3 ③ K		S CU 80 S SL 85 C SL 85 0-3 ① K		4	0	0	0	0	2	3
8 Danny Espinosa, S (1, 6) OBP: 0.286, SLG: 0.091		S FF 93 B FF 93 S FF 93 C FF 94 1-3 ① K		B FF 93 S FF 94 S FF 94 S CU 73 1-3 ② K			X FF 93 0-0 34 BB 7 1B 28 HBP 1B	S SL 86 L SL 86 F SL 87 B SL 87 B SL 88 F FF 91 X SL 86 2-2 ② L9		4	1	1	0	0	2	0
29 Pedro Severino, R (1, 2) OBP: 0.111, SLG: 0.222		B FF 94 X FF 93 1-0 ② F9		C FF 94 B CU 73 F FF 94 C CU 73 1-3 ③ K			C SL 88 B CU 73 C FF 94 B FF 94 S SL 90 2-3 ① K	S SL 82 S SL 86 F SL 86 B SL 86 B SL 86 X SL 86 2-2 ③ G6-3		4	0	0	0	0	2	1
41 Joe Ross, R (1, 1) 46 Oliver Pérez, L (0, 1) 3 Michael Taylor, R (0, PH) 49 Reynaldo López, R (6, 1) 14 Chris Heisey, R (7, PH) 23 Marc Rzepczynski, L (7, 1) 45 Blake Treinen, R (7, 1) 36 Sammy Solís, R (8, 1) 10 Stephen Drew, L (9, PH)		F FF 94 S SL 90 S CU 74 0-3 ③ K2-3			S SL 89 S SL 89 S SL 90 0-3 ① K		B FF 94 X FF 94 1-0 ② F8		C FC 95 B FF 95 F FC 95 S FF 96 1-3 ① K	1 0 1 0 1 0 0 0 1	0 0 0 0 0 0 0 0 0	0 0 0 0 0 0 0 0 1	0 0 0 0 0 0 0 0 0	0 0 1 0 0 0 0 0 0	1 0 0 0 0 0 0 0 1	0 0 0 0 0 0 0 0 0
Inning Stats	R: 1 E: 0 K: 1 S: 18 H: 2 LOB: 2 BB: 1 P: 27	R: 0 E: 0 K: 2 S: 7 H: 0 LOB: 0 BB: 0 P: 9	R: 1 E: 0 K: 2 S: 14 H: 2 LOB: 1 BB: 0 P: 17	R: 0 E: 0 K: 2 S: 7 H: 0 LOB: 0 BB: 0 P: 9	R: 0 E: 0 K: 2 S: 9 H: 0 LOB: 0 BB: 0 P: 13	R: 0 E: 0 K: 1 S: 9 H: 1 LOB: 1 BB: 0 P: 14	R: 3 E: 0 K: 2 S: 16 H: 3 LOB: 2 BB: 1 P: 27	R: 0 E: 0 K: 1 S: 12 H: 0 LOB: 0 BB: 0 P: 16	R: 0 E: 0 K: 2 S: 9 H: 0 LOB: 0 BB: 0 P: 13	1B: 8 2B: 0 3B: 0 HR: 0 SF: 1 SAC: 0 DP: 0 HBP: 1						

TOP

Washington Nationals @ Los Angeles Dodgers

Dodger Stadium, Los Angeles, CA

Tue Oct 11 2016, 2:06 PM - 5:49 PM PDT

Att. 49,617 - Partly Cloudy - 70 F

livebaseballscorecards.com

AB	34
R	5
H	8
RBI	5
BB	2
SO	15
LOB	15

WP: 0 PB: 0 SB: 0 CS: 0 PA: 38

PITCHER		IP	WLS	BF	H	R	ER	SO	BB	IBB	HBP	BLK	WP	HR	S	P	ERA	WHIP
22 Clayton Kershaw, L ERA: 6.17	(1, 1)	6.2		29	7	5	5	11	2	0	0	0	0	0	76	110	6.75	1.350
52 Pedro Báez, R ERA:	(7, 1)	0.0		1	0	0	0	0	0	0	1	0	0	0	0	1	∞	∞
43 Luis Avilán, L ERA:	(7, 1)	0.0	B	1	1	0	0	0	0	0	0	0	0	0	1	2	∞	∞
55 Joe Blanton, R ERA:	(7, 1)	1.1	W	4	0	0	0	2	0	0	0	0	0	0	15	19	0.00	0.000
74 Kenley Jansen, R ERA: 12.0	(9, 1)	1.0	S	3	0	0	0	2	0	0	0	0	0	0	9	13	0.00	0.000

PITCHER	IP	WLS	BF	H	R	ER	SO	BB	IBB	HBP	BLK	WP	HR	S	P	ERA	WHIP

Batter	1	2	3	4	5	6	7	8	9	AB	R	H	RBI	BB	SO	LOB
26 Chase Utley, L (1, 4) OBP: 0.333, SLG: 0.231	B SI 96 X SI 95 1-0 ① G4-3		B CH 88 S SI 89 D SL 82 F CH 88 S CH 88 2-3 ① K C SL 81 F SL 81 H SL 80 1-2 HBP			C CU 79 B CH 83 B FF 95 S CU 80 S CU 81 2-3 ② K		C SI 97 B SL 89 S SL 90 X SL 89 1-2 1-3 2-H 1B		4	0	1	1	0	2	2
5 Corey Seager, L (1, 6) OBP: 0.167, SLG: 0.556	B SL 87 S SI 91 F SI 97 S SL 86 1-3 ② K		F SL 87 F SL 86 B SI 94 D SI 89 B SL 87 X SL 86 3-2 ② P5 1 SAFE X SL 81 0-0 ③ F8			F CH 85 B FF 96 B CU 79 C CH 85 B CU 80 F CU 81 S CU 82 3-3 ③ K		S SI 88 X CH 85 0-1 ③ G3		5	0	0	0	0	2	5
10 Justin Turner, R (1, 5) OBP: 0.647, SLG: 0.727	H SI 96 1-0 23 HR HBP		X SL 87 0-0 11 BB 23 BB 31 HBP 2-H 1B		X FF 95 0-0 ① G6-3		X SI 90 0-0 ① B2-3			3	2	1	1	0	0	0
23 Adrián González, L (1, 3) OBP: 0.235, SLG: 0.375	B SI 95 S SI 90 X SI 94 1-1 1-H HR		B SI 93 D SI 89 F SI 93 B SI 89 S CH 88 F SL 87 B CH 89 4-2 31 HBP 11 BB 1-2 BB		B FF 95 S CH 86 F FF 97 F FF 97 B CU 82 F CH 88 F FF 97 B CU 81 X FF 97 3-2 ② G6-3		C SI 91 B SI 90 S SL 84 B SL 83 S SL 85 2-3 ② K			3	1	1	2	1	1	0
11 Josh Reddick, L (1, 9) OBP: 0.333, SLG: 0.273 66 Yasiel Puig, R (7, PH) (8, 9)	B SI 95 F SI 89 X SI 90 1-1 ③ G3		B SI 94 B CH 88 B SI 93 B SI 92 4-0 31 HBP 1-2 2-3 BB		S CH 87 B FF 97 B CU 81 B FF 97 X FF 96 3-1 31 2B 1B		C SI 97 B SI 98 B SI 96 F SI 97 S SL 90 2-3 ③ K			2 1	1 0	1 0	0 0	1 0	0 1	0 0
31 Joc Pederson, L (1, 8) OBP: 0.357, SLG: 0.333		F SI 96 S SI 96 B SI 95 B SI 91 T SI 90 2-2 ① K	B SI 94 F CH 87 F CH 89 F SI 93 B SI 94 H SL 87 3-2 9 FC5-4 1-2 2-3 3-H HBP		C FF 96 1 SAFE S FF 96 X FF 97 0-2 1-H 2B			B SI 97 F SI 97 S SL 88 S SL 89 1-3 ① K		3	0	1	2	0	2	0
9 Yasmani Grandal, S (1, 2) OBP: 0.188, SLG: 0.133	B SI 95 X SL 88 1-0 ② F7		B SL 78 B FF 93 F FF 93 S SL 80 X SL 81 2-2 ③ FC5-4 1-2f		C CU 79 S CU 81 B FF 97 S CU 80 1-3 ③ K			F SI 96 S SI 90 X SL 88 0-2 ② G6-3		4	0	0	0	0	1	4
60 Andrew Toles, L (1, 7) OBP: 0.333, SLG: 0.143	S SL 89 X SL 88 0-1 ③ G4-3			B SL 79 F SL 79 F SL 79 S SL 80 1-3 ① K		B CU 76 B CH 83 F FF 94 X CU 79 2-1 ① G4-3		B SL 89 H SL 89 2-0 16 1B 26 1B HBP		3	1	0	0	0	1	0
22 Clayton Kershaw, L (1, 1) OBP: 0.500, SLG: 0.667 52 Pedro Báez, R (7, 1) 43 Luis Avilán, L (7, 1) 55 Joe Blanton, R (7, 1) 16 Andre Ethier, L (8, PH) OBP: 1.000, SLG: 1.000 74 Kenley Jansen, S (9, 1)			B SI 95 C SI 93 F SL 87 X SL 87 1-2 10 1B 2B	C SL 79 S SL 79 C SL 80 0-3 ② K		B FF 95 C FF 93 C CH 86 B FF 95 B FF 94 F FF 94 B FF 96 4-2 BB		B SI 96 X SI 96 1-0 26 1B 1-2 1B		2 0 0 0 1 0	1 0 0 0 0 0	1 0 0 0 1 0	0 0 0 0 0 0	1 0 0 0 0 0	1 0 0 0 0 0	0 0 0 0 0 0
Inning Stats	R: 2 E: 0 K: 1 S: 8 H: 1 LOB: 0 BB: 0 P: 13	R: 0 E: 0 K: 1 S: 6 H: 0 LOB: 0 BB: 0 P: 9	R: 2 E: 0 K: 1 S: 19 H: 2 LOB: 3 BB: 2 P: 38	R: 0 E: 0 K: 2 S: 9 H: 0 LOB: 1 BB: 0 P: 11	R: 1 E: 0 K: 1 S: 15 H: 2 LOB: 1 BB: 0 P: 22	R: 0 E: 0 K: 2 S: 12 H: 0 LOB: 1 BB: 1 P: 23	R: 0 E: 0 K: 2 S: 7 H: 0 LOB: 0 BB: 0 P: 11	R: 1 E: 0 K: 1 S: 12 H: 2 LOB: 2 BB: 0 P: 17		1B: 4 2B: 2 3B: 0 HR: 1	SF: 0 SAC: 0 DP: 0 HBP: 4			WP: 0 PB: 0 SB: 0 CS: 0	PA: 38	

PITCHER		IP	WLS	BF	H	R	ER	SO	BB	IBB	HBP	BLK	WP	HR	S	P	ERA	WHIP
41 Joe Ross, R ERA: 13.5	(1, 1)	2.2		15	3	4	4	3	2	0	2	0	0	1	30	55	13.50	1.875
46 Oliver Pérez, L ERA:	(3, 1)	1.1		5	0	0	0	2	0	0	1	0	0	0	12	16	0.00	0.000
49 Reynaldo López, R ERA: 4.5	(5, 1)	2.0		9	2	1	1	3	1	0	0	0	0	0	27	45	4.50	1.500
23 Marc Rzepczynski, L ERA:	(7, 1)	0.2		2	0	0	0	1	0	0	0	0	0	0	4	6	0.00	0.000
45 Blake Treinen, R ERA: 3.86	(7, 1)	1.0	L	6	2	1	1	2	0	0	1	0	0	0	13	20	9.00	2.000

PITCHER		IP	WLS	BF	H	R	ER	SO	BB	IBB	HBP	BLK	WP	HR	S	P	ERA	WHIP
36 Sammy Solís, L ERA:	(8, 1)	0.1		1	0	0	0	0	0	0	0	0	0	0	2	2	0.00	0.000

BOTTOM

Washington Nationals @ Los Angeles Dodgers

Dodger Stadium, Los Angeles, CA

Tue Oct 11 2016, 2:06 PM - 5:49 PM PDT

Att. 49,617 - Partly Cloudy - 70 F

livebaseballscorecards.com

AB	31
R	6
H	7
RBI	6
BB	3
SO	11
LOB	11

Batter	1	2	3	4	5	6	7	8	9	AB	R	H	RBI	BB	SO	LOB
26 Chase Utley, L (1, 4) OBP: 0.278, SLG: 0.188	C FF 94 B FF 94 B CH 87 F FF 95 X FF 96 2-2 L8			B CU 78 B FF 94 C FF 94 F FF 94 F SL 89 F FF 94 S CH 85 2-3 K ①	X FF 95 0-0 G6-3 ③		C CH 84 B SI 94 C KC 79 B KC 78 X CH 85 2-2 10 3B 1-2 2-H 1B		C FC 91 B FC 91 C KC 80 S FC 92 1-3 K ①	3	0	0	0	0	1	3
51 Carlos Ruiz, R (7, PH) OBP: 0.500, SLG: 1.250										2	1	1	1	0	1	0
(7, 2)																
5 Corey Seager, L (1, 6) OBP: 0.130, SLG: 0.435	B CH 87 S CH 88 C FF 96 B FC 90 B FF 89 X FF 97 3-2 G4-3 ②			B CH 84 F FF 96 B FF 96 C FF 96 B CU 80 C CH 87 3-3 K ②		C CH 83 X FF 94 0-1 P5 ①	B SI 92 F SI 91 F SI 94 X SI 92 1-2 F8 ②		C FS 83 X FF 92 0-1 P5 ②	5	0	0	0	0	1	2
10 Justin Turner, R (1, 5) OBP: 0.591, SLG: 0.733	S FF 96 B FF 95 B SL 86 F FF 96 X FF 97 2-2 G6-3 ③			C SL 85 C FF 95 B CH 86 F FF 97 B SL 86 F FF 96 F FF 95 F CH 86 F SL 86 4-2 BB		B SL 84 C FF 94 B FF 94 C FF 95 S FF 97 2-3 K ②	B FF 92 X SL 82 1-0 1-H 2-H 3B		F FF 92 X FF 91 0-1 F9 ③	4	0	1	2	1	1	0
23 Adrián González, L (1, 3) OBP: 0.238, SLG: 0.350		F FF 94 X FF 94 0-1 F9 ①		S CH 85 F CH 85 1 SAFE B CH 84 S CH 86 1-3 K ③		S CH 84 X FF 94 0-1 1B	D SL 82 C SL 77 F SL 78 X SL 79 1-2 G4-3 ③			4	0	1	0	0	1	3
11 Josh Reddick, L (1, 9) OBP: 0.313, SLG: 0.267		C CU 79 F FF 95 B FF 94 B FF 96 B CU 79 S CH 86 3-3 K ②			C FF 93 B FF 93 B CU 77 X FF 94 2-1 60 1B 31 1B 1B	C FF 94 X CH 85 0-1 F9 ③		C FF 91 B SL 79 F SL 78 X SL 79 1-2 G6-3 ①		4	0	1	0	0	1	1
31 Joc Pederson, L (1, 8) OBP: 0.444, SLG: 0.600		B FF 94 B CU 79 S CH 85 S FF 96 F FF 96 X FF 95 2-2 G4-3 ③			C FF 93 C FF 92 X CH 85 0-2 60 1B 1-2 1B		X FF 95 0-0 HR	B SL 81 B SL 80 B SL 80 B SL 80 4-0 74 SH1 BB		3	1	2	1	1	0	0
9 Yasmani Grandal, S (1, 2) OBP: 0.263, SLG: 0.125			B CU 77 B FF 93 B FF 95 B FF 95 4-0 60 G3-6-3 BB	S CU 79 D CU 78 F FF 94 S CU 78 1-3 K ①		B SI 89 B CH 84 B SI 89 B SI 90 4-0 47 1B 51 1B BB	I FF 90 X FF 89 0-1 SH1 ② 1-2		1	0	0	0	2	1	2
15 Austin Barnes, R (7, PR)										0	1	0	0	0	0	0
75 Grant Dayton, L (7, 1)										0	0	0	0	0	0	0
74 Kenley Jansen, S (7, 1)										0	0	0	0	0	0	0
22 Clayton Kershaw, L (9, 1) OBP: 0.500, SLG: 0.667										0	0	0	0	0	0	0
60 Andrew Toles, L (1, 7) OBP: 0.364, SLG: 0.222			B FF 95 X CH 87 1-0 G3-6-3 ①② 1-2f		S FF 94 S FF 94 X FF 95 0-2 1-2 2-3 1B		B SI 96 B SI 96 X SI 97 2-0 51 1B 10 3B 1-2 1B	I I IN 76 I IN 75 I IN 77 4-0 IBB		2	0	1	0	0	0	1
47 Howie Kendrick, R (7, PH) OBP: 0.400, SLG: 0.444										1	1	1	0	1	0	0
(7, 7)																
44 Rich Hill, L (1, 1) OBP: 0.333, SLG: 0.333			X FF 94 0-0 G4-3 ③		S CH 85 B CH 83 F FF 95 D CU 77 S CH 86 2-3 K ②		C SI 96 L SI 95 L SL 88 0-3 K ①	B FF 92 C FF 92 X FF 92 1-1 G1-3 ③		1	0	0	0	0	0	0
55 Joe Blanton, R (3, 1)										0	0	0	0	0	0	0
16 Andre Ethier, L (5, PH) OBP: 0.500, SLG: 0.500										1	0	0	0	0	1	3
7 Julio Urías, L (5, 1)										0	0	0	0	0	0	0
6 Charlie Culberson, R (7, PH)										2	0	0	0	0	1	4
(7, 4)																
Inning Stats	R: 0 E: 0 K: 0 S: 9 H: 0 LOB: 0 BB: 0 P: 16	R: 0 E: 0 K: 1 S: 9 H: 0 LOB: 0 BB: 0 P: 14	R: 0 E: 0 K: 0 S: 2 H: 0 LOB: 0 BB: 1 P: 7	R: 0 E: 0 K: 3 S: 20 H: 0 LOB: 1 BB: 1 P: 30	R: 0 E: 0 K: 2 S: 15 H: 3 LOB: 3 BB: 0 P: 20	R: 0 E: 0 K: 1 S: 9 H: 1 LOB: 1 BB: 0 P: 11	R: 4 E: 0 K: 1 S: 15 H: 4 LOB: 2 BB: 1 P: 26	R: 0 E: 0 K: 0 S: 7 H: 0 LOB: 2 BB: 2 P: 17	R: 0 E: 0 K: 1 S: 7 H: 0 LOB: 0 BB: 0 P: 8	1B: 6 2B: 0 3B: 1 HR: 1 SF: 0 SAC: 1 DP: 1 HBP: 0						

PITCHER		IP	WLS	BF	H	R	ER	SO	BB	IBB	HBP	BLK	WP	HR	S	P	ERA	WHIP
31 Max Scherzer, R ERA: 3.75	(1, 1)	6.0		24	5	1	1	7	2	0	0	0	0	1	65	99	1.50	1.167
23 Marc Rzepczynski, L ERA: 4.5	(7, 1)	0.0	L	1	0	0	0	0	1	0	0	0	0	0	0	4	∞	∞
45 Blake Treinen, R ERA: 6.75	(7, 1)	0.1		2	1	0	0	1	0	0	0	0	0	0	4	6	0.00	3.000
36 Sammy Solís, L ERA: 1.93	(7, 1)	0.1		2	1	1	1	0	0	0	0	0	0	0	6	9	27.00	3.000
27 Shawn Kelley, R ERA:	(7, 1)	0.0		1	1	2	2	0	0	0	0	0	0	0	1	2	∞	∞

PITCHER		IP	WLS	BF	H	R	ER	SO	BB	IBB	HBP	BLK	WP	HR	S	P	ERA	WHIP
46 Oliver Pérez, L ERA:	(7, 1)	1.0		4	0	0	0	0	1	0	0	0	0	0	8	14	0.00	1.000
43 Mark Melancon, R ERA:	(8, 1)	1.1		5	0	0	0	1	0	1	0	0	0	0	9	15	0.00	0.000

TOP

Los Angeles Dodgers @ Washington Nationals
Nationals Park, Washington, DC
Thu Oct 13 2016, 8:11 PM - 12:42 AM EDT
Att. 43,936 - Clear - 67 F

livebaseballscorecards.com

AB	33
R	4
H	8
RBI	4
BB	5
SO	9
LOB	19

PA: 39

WP: 0
PB: 0
SB: 0
CS: 0

Batter	1	2	3	4	5	6	7	8	9	AB	R	H	RBI	BB	SO	LOB
7 Trea Turner, R (1, 8) (8, 4) OBP: 0.333, SLG: 0.318	B FF 89 B FF 90 C CU 73 F FF 90 B FF 90 X CU 74 3-2 G1-3 ①		F FF 90 B FF 90 F CU 74 B FF 91 X CU 73 2-2 34 F8 34 S 1B		B FF 95 C CH 83 B CH 83 X CU 78 2-1 G1-3 ②		B FC 93 F FF 92 X FC 93 1-1 F9 ①		B FC 94 F FC 92 F FF 92 S SL 85 1-3 K2-3 ①	5	0	1	0	0	1	1
34 Bryce Harper, L (1, 9) OBP: 0.458, SLG: 0.294	B CU 73 S CU 74 S CU 74 C FF 90 1-3 K ②		1 SAFE C FF 88 1 SAFE B FF 91 2 SAFE X CU 74 1-1 F8 ① 1-3		S FF 95 S FF 95 B CU 80 F FF 96 B SL 85 B CU 80 B FF 94 4-2 28 PO BB		S FF 93 1 SAFE B FF 95 1 SAFE X FF 95 1-1 28 S 1B 1-3		B FF 96 B FC 94 B FC 94 B FC 91 4-0 28 BB BB	3	0	1	0	2	1	1
28 Jayson Werth, R (1, 7) OBP: 0.522, SLG: 0.667	C FF 90 B FF 91 B CU 74 S FF 90 F FF 91 S CU 76 2-3 K ③		F FF 90 B FF 90 F CU 74 F FF 90 S FF 90 1-3 K ②		1 SAFE S FF 94 1 SAFE 1 SAFE 0-1 PO ③ 1-2	B CH 80 C FF 93 F FF 92 B SL 83 F FF 93 B SL 88 B FF 94 4-2 11 2B BB	B FF 95 B FF 94 1 SAFE F FC 94 F FF 95 B FC 95 F SL 86 S FC 94 3-3 K ② 1-2		B FF 94 1 SAFE C FC 94 B FC 94 1 SAFE F FC 95 B FC 95 B FC 96 4-2 BB 1-2	3	0	0	0	2	3	3
20 Daniel Murphy, L (1, 4) (8, 3) OBP: 0.545, SLG: 0.438		X FF 90 0-0 11 S 8 1B 1B	I IN 83 I IN 86 I IN 86 I IN 86 4-0 6 S IBB			B FF 94 1 SAFE X FF 92 1-0 L9 ①	I IN 70 I IN 76 I IN 76 I IN 76 4-0 IBB		B FF 93 X FF 94 1-0 F4 ②	3	1	1	0	2	0	3
6 Anthony Rendon, R (1, 5) OBP: 0.190, SLG: 0.300 43 Mark Melancon, R (8, 1) 1 Wilmer Difo, S (9, PH)		B CU 74 F CU 74 1 SAFE C FF 90 F FF 88 B CH 83 C FF 89 2-3 K ①	B CU 81 C SL 87 B SL 87 S SL 85 B SL 87 X SL 86 3-2 L8 ③ 1-2			X CU 79 0-0 P3 ②	T FC 94 F FC 95 F FC 97 S FF 95 0-3 K ③		B FF 93 F FF 94 S SL 91 F SL 91 S CU 72 1-3 K2-3 ③	4 0 1	0 0 0	0 0 0	0 0 0	0 0 0	2 0 1	7 0 2
11 Ryan Zimmerman, R (1, 3) OBP: 0.450, SLG: 0.471 36 Sammy Solís, R (7, 1) 27 Shawn Kelley, R (7, 1) 46 Oliver Pérez, L (7, 1) 10 Stephen Drew, L (8, 5)		D CU 75 B CU 73 B CU 74 C FF 90 B CU 73 4-1 8 1B 1-2 BB	C SL 85 S SL 86 F SL 85 F SL 85 B SL 86 X FF 91 1-2 G5-3 ①			C CH 81 1 SAFE B FF 92 X CU 79 1-1 1-H 2B ③		B FF 94 C FC 91 F FC 93 F SL 85 B SL 85 B FC 94 B FC 95 4-2 BB		2 0 0 0 0	0 0 0 0 0	1 0 0 0 0	0 0 0 0 1	1 0 0 0 0	0 0 0 0 0	0 0 0 0 0
8 Danny Espinosa, S (1, 6) OBP: 0.333, SLG: 0.143		F FF 90 X CU 74 0-1 1-3 2-H 1B	F SI 90 F FF 90 B SL 87 X FF 91 1-2 G4-3 ②				B FF 92 B CU 77 B FF 92 B FF 92 4-0 14 HR BB	M FC 92 X FC 90 0-1 B3 ①		3	1	1	1	1	0	1
59 Jose Lobaton, S (1, 2) OBP: 0.222, SLG: 0.556 14 Chris Heisey, R (7, PH) OBP: 0.200, SLG: 1.000 29 Pedro Severino, R (8, 2) OBP: 0.100, SLG: 0.200		C FF 90 1 SAFE 1 SAFE F FF 90 F FF 90 T CU 75 0-2 K ②	B CU 79 X CU 80 1-0 F8 ③				C FF 92 F FF 92 X FF 93 0-2 1-H HR	C SL 82 1 SAFE F FC 93 X SL 82 0-2 F8 ②		2 1 1	0 1 0	0 1 0	0 2 0	0 0 0	1 0 0	2 0 1
31 Max Scherzer, R (1, 1) 23 Marc Rzepczynski, L (7, 1) 45 Blake Treinen, R (7, 1) 25 Clint Robinson, L (7, 3) OBP: 0.667, SLG: 1.000 41 Joe Ross, R (7, PR) 3 Michael Taylor, R (8, 8)		F CU 72 D CU 74 S FF 89 C CU 74 1-3 K ③			C FF 94 C FF 94 B FF 95 B SL 86 S FF 94 2-3 K ①		C FF 92 B CH 84 T FF 93 F FF 94 B CH 86 X FF 94 2-2 34 1B 1B	S FC 93 S FC 93 F FF 95 S FC 94 0-3 K ③		2 0 0 1 0 1	0 0 0 0 0 0	0 0 0 1 0 1	0 0 0 0 0 1	2 0 0 0 0 1	2 0 0 0 0 1	2 0 0 0 0 1
Inning Stats	R: 0 E: 0 K: 2 S: 10 H: 0 LOB: 0 BB: 0 P: 16	R: 1 E: 0 K: 3 S: 15 H: 2 LOB: 2 BB: 1 P: 22	R: 0 E: 0 K: 1 S: 12 H: 1 LOB: 2 BB: 1 P: 23	R: 0 E: 0 K: 0 S: 9 H: 0 LOB: 0 BB: 0 P: 12	R: 0 E: 0 K: 1 S: 9 H: 0 LOB: 0 BB: 1 P: 17	R: 0 E: 0 K: 0 S: 7 H: 1 LOB: 2 BB: 1 P: 13	R: 2 E: 0 K: 2 S: 19 H: 3 LOB: 3 BB: 2 P: 34	R: 0 E: 0 K: 1 S: 12 H: 0 LOB: 1 BB: 1 P: 16	R: 0 E: 0 K: 2 S: 10 H: 0 LOB: 2 BB: 2 P: 21	1B: 5 2B: 1 3B: 0 HR: 1 SF: 0 SAC: 0 DP: 0 HBP: 0	WP: 0 PB: 0 SB: 4 CS: 0 PA: 42					

PITCHER		IP	WLS	BF	H	R	ER	SO	BB	IBB	HBP	BLK	WP	HR	S	P	ERA	WHIP
44 Rich Hill, L ERA: 6.43	(1, 1)	2.2		13	3	1	1	6	1	1	0	0	0	0	34	55	3.38	1.500
55 Joe Blanton, R ERA:	(3, 1)	1.1		4	0	0	0	0	0	0	0	0	0	0	12	18	0.00	0.000
7 Julio Urías, L ERA:	(5, 1)	2.0	W	7	1	0	0	1	2	0	0	0	0	0	16	30	0.00	1.500
75 Grant Dayton, L ERA: 16.2	(7, 1)	0.0		3	2	2	2	0	1	0	0	0	0	1	7	13	∞	∞
74 Kenley Jansen, R ERA: 6.75	(7, 1)	2.1	H	12	1	0	0	4	3	1	0	0	0	0	29	51	0.00	1.714

PITCHER		IP	WLS	BF	H	R	ER	SO	BB	IBB	HBP	BLK	WP	HR	S	P	ERA	WHIP
22 Clayton Kershaw, L ERA: 5.84	(9, 1)	0.2	S	2	0	0	0	1	0	0	0	0	0	0	5	7	0.00	0.000

BOTTOM

Los Angeles Dodgers @ Washington Nationals

Nationals Park, Washington, DC

Thu Oct 13 2016, 8:11 PM - 12:42 AM EDT

Att. 43,936 - Clear - 67 F

livebaseballscorecards.com

AB	32
R	3
H	7
RBI	3
BB	9
SO	12
LOB	24