

Washington Nationals - 2017

Batter	1	2	3	4	5	6	7	8	9	AB	R	H	RBI	BB	SO	LOB	TOP										
7 Trea Turner, R OBP: 0.200, SLG: 0.800 5 Grant Green, R (6, PH) (6, 6)										3	1	1	1	0	0	2	<p>Washington Nationals @ St. Louis Cardinals Roger Dean Stadium, Jupiter, FL Mon Feb 27 2017, 1:07 PM - 3:49 PM EST Att: 3,939 - Partly Cloudy - 81 F</p> <p>livebaseballscores.com</p> <p>AB 35 R 4 H 10 RBI 4 BB 2 SO 8 LOB 9</p>										
34 Bryce Harper, L OBP: 0.400, SLG: 1.000 9 Rafael Bautista, R OBP: 0.333, SLG: 0.333										3	0	0	0	0	1	0											
20 Daniel Murphy, L 43 Corban Joseph, L (1, 4) (6, 4)										2	0	0	0	1	1	0											
6 Anthony Rendon, R OBP: 0.400, SLG: 0.600 63 Drew Ward, L (1, 5) (5, 5)										3	0	2	0	0	0	0											
26 Adam Lind, L 21 Matt Skole, L (1, 3) (7, 3)										3	0	0	0	0	1	4											
2 Adam Eaton, L 68 Andrew Stevenson, L (1, 8) (5, 8)										2	0	0	0	0	0	0											
14 Chris Heisey, R OBP: 0.500, SLG: 0.500 19 Brandon Snyder, R OBP: 0.500, SLG: 0.750										2	1	1	0	0	0	0											
4 Jhonatan Solano, R OBP: 0.750, SLG: 1.500 65 Raudy Read, R (6, PH) (6, 2)										2	0	2	0	0	0	0											
23 Derek Norris, R OBP: 0.500, SLG: 0.500 59 Jose Lobaton, S (6, PH) (6, 10)										2	0	1	1	0	0	1											
Inning Stats	R: 0 E: 0 K: 0 S: 4	H: 1 LOB: 2 BB: 1 P: 9	R: 1 E: 0 K: 0 S: 5	H: 3 LOB: 1 BB: 0 P: 5	R: 0 E: 1 K: 1 S: 6	H: 0 LOB: 1 BB: 0 P: 6	R: 0 E: 0 K: 0 S: 4	H: 1 LOB: 3 BB: 0 P: 4	R: 1 E: 0 K: 2 S: 10	H: 2 LOB: 1 BB: 0 P: 11	R: 0 E: 0 K: 1 S: 5	H: 0 LOB: 0 BB: 0 P: 5	R: 1 E: 0 K: 0 S: 4	H: 1 LOB: 0 BB: 0 P: 4	R: 0 E: 0 K: 3 S: 11	H: 0 LOB: 0 BB: 0 P: 13		1B: 7 2B: 1 3B: 1 HR: 1	SF: 1 SAC: 0 DP: 1 HBP: 0	WP: 0 PB: 0 SB: 1 CS: 1	PA: 38						
PITCHER	IP	WLS	BF	H	R	ER	SO	BB	IBB	HBP	BLK	WP	HR	S	P	ERA	WHIP										
31 Lance Lynn, R ERA: 4.5	(1, 1)	2.0	10	4	1	1	0	1	0	0	0	0	0	9	14	4.50	2.500										
44 Trevor Rosenthal, R ERA: 9.0	(3, 1)	2.0	8	1	0	0	1	0	0	0	0	0	0	10	10	0.00	0.500										
92 Jack Flaherty, R ERA: 9.0	(5, 1)	2.0	10	4	2	2	3	1	0	0	0	0	1	16	23	9.00	2.500										
83 Ryan Sherriff, L ERA: 9.0	(7, 1)	1.0	3	0	0	0	1	0	0	0	0	0	0	5	5	0.00	0.000										
78 Trey Nielsen, R ERA: 9.0	(8, 1)	1.0	W	4	1	1	0	0	0	0	0	0	0	4	4	0.00	1.000										

Batter	1	2	3	4	5	6	7	8	9	AB	R	H	RBI	BB	SO	LOB	BOTTOM										
25 Dexter Fowler, S OBP: 0.750, SLG: 0.500 48 Todd Cunningham, S (5, 9) (8, 8)										2	0	1	0	0	1	1	<p>Washington Nationals @ St. Louis Cardinals Roger Dean Stadium, Jupiter, FL Mon Feb 27 2017, 1:07 PM - 3:49 PM EST Att: 3,939 - Partly Cloudy - 81 F</p> <p>livebaseballscores.com</p> <p>AB 31 R 5 H 10 RBI 5 BB 2 SO 4 LOB 12</p>										
36 Aledmys Diaz, R OBP: 0.500, SLG: 0.600 80 Edmundo Sosa, R OBP: 0.333, SLG: 0.333										3	1	1	0	0	1	2											
13 Matt Carpenter, L OBP: 0.250, SLG: 1.333 97 Luke Voit, R OBP: 0.500, SLG: 2.000										2	0	0	0	0	1	2											
27 Jhonny Peralta, R 97 Jeremy Martinez, R (6, PH) (7, 10)										1	0	0	1	0	0	1											
4 Yadier Molina, R OBP: 0.571, SLG: 0.600 68 Alberto Rosario, R OBP: 0.500, SLG: 0.750										1	0	0	0	0	0	0											
3 Jedd Gyorko, R OBP: 0.750, SLG: 1.000 93 Alex Mejia, R OBP: 1.000, SLG: 1.000										2	1	2	0	0	0	0											
28 Tommy Pham, R OBP: 0.286, SLG: 0.167 90 Nick Martini, L OBP: 1.000, SLG: 2.000										3	0	0	0	0	0	4											
65 Chad Huffman, R OBP: 0.429, SLG: 0.333										4	0	1	0	0	1	1											
73 Breyvic Valera, S OBP: 0.125, SLG: 0.125										3	0	1	0	0	0	1											
Inning Stats	R: 0 E: 0 K: 2 S: 8	H: 1 LOB: 1 BB: 0 P: 8	R: 0 E: 0 K: 0 S: 3	H: 0 LOB: 0 BB: 0 P: 3	R: 0 E: 0 K: 2 S: 7	H: 1 LOB: 1 BB: 0 P: 7	R: 1 E: 0 K: 0 S: 5	H: 2 LOB: 3 BB: 0 P: 7	R: 0 E: 0 K: 0 S: 3	H: 0 LOB: 0 BB: 1 P: 3	R: 0 E: 0 K: 0 S: 4	H: 2 LOB: 1 BB: 0 P: 4	R: 0 E: 0 K: 0 S: 9	H: 4 LOB: 1 BB: 1 P: 14	1B: 7 2B: 3 3B: 0 HR: 1	SF: 1 SAC: 0 DP: 2 HBP: 1		WP: 1 PB: 0 SB: 0 CS: 1	PA: 35								
PITCHER	IP	WLS	BF	H	R	ER	SO	BB	IBB	HBP	BLK	WP	HR	S	P	ERA	WHIP										
57 Tanner Roark, R ERA: 40.5	(1, 1)	3.0	10	2	0	0	4	0	0	1	0	1	0	5	7	9.00	2.000										
33 Matt Grace, L ERA: 9.0	(4, 1)	1.0	B	6	2	1	1	0	0	0	0	0	0	3	7	0.00	1.000										
53 Rafael Martin, R ERA: 9.0	(5, 1)	1.0	H	4	0	0	0	1	0	0	0	0	0	3	7	0.00	1.000										
48 Neal Cotts, L ERA: 9.0	(6, 1)	1.0	H	3	0	0	0	0	0	0	0	0	0	3	3	0.00	0.000										
52 Jimmy Cordero, R ERA: 9.0	(7, 1)	1.0	H	4	2	0	0	0	0	0	0	0	0	4	4	0.00	2.000										

Batter	1	2	3	4	5	6	7	8	9	AB	R	H	RBI	BB	SO	LOB	TOP								
16 Emmanuel Burriss, S OBP: 0.333, SLG: 0.444 5 Grant Green, R OBP: 0.375, SLG: 0.333	F8	1B	G6-4-3			6B 2B	E6		L5	3	1	1	0	0	0	2	Washington Nationals @ Detroit Tigers Publix Field at Joker Marchant Stadium, Lakeland, FL Wed Mar 01, 2017, 1:06 PM - 4:08 PM EST Att: 4,735 - Partly Cloudy - 87 F								
8 Brian Goodwin, L 68 Andrew Stevenson, L OBP: 0.400, SLG: 0.800	B1-3	1B		G4-3		9 G4-3 18 SF9 2B	K		K	2	0	0	0	1	0	0									
3 Michael Taylor, R 9 Rafael Bautista, R OBP: 0.182, SLG: 0.182	4 HBP 26 S 1B	1B		HR		G4-3	K		L8	3	1	3	3	0	0	0									
26 Adam Lind, L 18 Nefthali Soto, R OBP: 0.375, SLG: 1.000	4 HBP 1B	K		G4-3		SF9	K			2	0	0	0	1	1	2									
4 Jhonatan Solano, R 65 Raudy Read, R OBP: 0.600, SLG: 1.333	1-2 2-3 HBP		1 1B 19 1B 2B	1B		3-H HR	43 2B BB			2	1	2	0	0	0	0									
21 Matt Skole, L 63 Drew Ward, L OBP: 0.286, SLG: 0.667	P4		19 1B 1 1B 64 SF8 BB	K		2-1 HR	K			2	1	0	0	1	1	4									
1 Wilmer Difo, S 43 Corban Joseph, L OBP: 0.333, SLG: 0.400		L6	64 SF8 19 1B 1B	G4-3		E4	1-3 2B			3	0	1	0	0	0	0									
19 Brandon Snyder, R 91 Victor Robles, R	F9		16 G6-4-3 1B	K		P5	K			3	0	1	1	0	1	0									
64 Spencer Kieboom, R 90 Osvaldo Abreu, R OBP: 0.500, SLG: 0.500	8 BB 3 1B 1B		SF8	K			K			2	1	1	1	0	1	0									
			2-3 3-H 1B				1B			2	0	1	0	0	1	0									
Inning Stats	R: 0 E: 0 K: 0 S: 4	H: 1 LOB: 3 BB: 1 P: 10	R: 2 E: 0 K: 1 S: 8	H: 3 LOB: 2 BB: 1 P: 12	R: 2 E: 0 K: 0 S: 5	H: 3 LOB: 1 BB: 1 P: 9	R: 1 E: 0 K: 1 S: 8	H: 2 LOB: 1 BB: 0 P: 10	R: 0 E: 0 K: 2 S: 7	H: 0 LOB: 0 BB: 0 P: 7	R: 4 E: 1 K: 0 S: 10	H: 4 LOB: 1 BB: 0 P: 14	R: 0 E: 1 K: 3 S: 10	H: 0 LOB: 1 BB: 0 P: 10	R: 0 E: 0 K: 3 S: 10	H: 1 LOB: 2 BB: 1 P: 14	R: 0 E: 0 K: 1 S: 6	H: 1 LOB: 1 BB: 0 P: 6	1B: 8 2B: 4 3B: 0 HR: 3	SF: 2 SAC: 0 DP: 1 HBP: 1	WP: 0 PB: 0 SB: 1 CS: 0	PA: 48			
PITCHER	IP WLS BF H R ER SO BB IBB HBP BLK WP HR S P ERA WHIP	37 Mike Pelfrey, R ERA: 7.36	97 Zac Reinerling, R ERA: 9.0	30 Alex Wilson, R ERA: 9.0	61 Shane Greene, R ERA: 13.5	21 Mark Lowe, R ERA: 13.5	65 Myles Jaye, R ERA: 36.0	85 Argenio Leon, R ERA: 4.5	60 Angel Nesbitt, R ERA: 4.5	85 Cory Riordan, R ERA: 1.000	IP WLS BF H R ER SO BB IBB HBP BLK WP HR S P ERA WHIP	65 Myles Jaye, R ERA: 36.0	85 Argenio Leon, R ERA: 4.5	60 Angel Nesbitt, R ERA: 4.5	85 Cory Riordan, R ERA: 1.000	IP WLS BF H R ER SO BB IBB HBP BLK WP HR S P ERA WHIP	65 Myles Jaye, R ERA: 36.0	85 Argenio Leon, R ERA: 4.5	60 Angel Nesbitt, R ERA: 4.5	85 Cory Riordan, R ERA: 1.000	IP WLS BF H R ER SO BB IBB HBP BLK WP HR S P ERA WHIP	65 Myles Jaye, R ERA: 36.0	85 Argenio Leon, R ERA: 4.5	60 Angel Nesbitt, R ERA: 4.5	85 Cory Riordan, R ERA: 1.000

Batter	1	2	3	4	5	6	7	8	9	AB	R	H	RBI	BB	SO	LOB	BOTTOM									
3 Ian Kinsler, R OBP: 0.231, SLG: 0.462 95 Kody Eaves, L OBP: 0.500, SLG: 0.500	F8		G5-3			24 G6-4-3 1B		G4-3		2	0	0	0	0	0	1	Washington Nationals @ Detroit Tigers Publix Field at Joker Marchant Stadium, Lakeland, FL Wed Mar 01, 2017, 1:06 PM - 4:08 PM EST Att: 4,735 - Partly Cloudy - 87 F									
41 Victor Martinez, S 70 Miguel Gonzalez, R OBP: 0.667, SLG: 0.667	G4-3		P2			F8		84 2B 1B		3	0	0	0	0	0	3										
24 Miguel Cabrera, R 84 Brett Pill, R OBP: 0.125, SLG: 0.250	F9		G5-3			G6-4-3		1-H 2B		3	0	0	0	0	0	2										
28 J.D. Martinez, R 75 Mike Gerber, L	G6-3		K			G4-3		K		2	0	0	0	0	1	0										
9 Nick Castellanos, R 4 Omar Infante, R 72 Michael Almanzar, R	1B		F8			2B		K		2	0	1	0	0	0	0										
15 Mikie Mahtook, R 75 Christin Stewart, L	F7		G3-1			BB		F8		2	0	0	0	0	0	1										
31 Alex Avila, L 55 John Hicks, R	K		12 G4-6-3 BB			F8		G6-3		1	0	0	0	1	1	1										
12 Anthony Gose, L 76 Juan Carlos Perez, R OBP: 0.429, SLG: 0.200	G6-3		G4-6-3			K				2	0	1	0	0	0	1										
1 Jose Iglesias, R 83 A.J. Simcox, R OBP: 0.333, SLG: 0.667	G6-3		G4-6-3			95 1B		F8		2	0	1	0	0	0	1										
			2-3 2B							1	0	0	0	0	0	0										
Inning Stats	R: 0 E: 0 K: 0 S: 3	H: 0 LOB: 0 BB: 0 P: 3	R: 0 E: 0 K: 1 S: 6	H: 1 LOB: 0 BB: 0 P: 6	R: 0 E: 0 K: 0 S: 4	H: 1 LOB: 1 BB: 0 P: 4	R: 0 E: 0 K: 1 S: 5	H: 0 LOB: 0 BB: 0 P: 5	R: 0 E: 0 K: 0 S: 2	H: 0 LOB: 0 BB: 1 P: 6	R: 0 E: 0 K: 0 S: 4	H: 2 LOB: 2 BB: 0 P: 4	R: 0 E: 0 K: 1 S: 6	H: 1 LOB: 2 BB: 1 P: 10	R: 1 E: 0 K: 1 S: 7	H: 2 LOB: 1 BB: 0 P: 7	R: 0 E: 0 K: 1 S: 5	H: 0 LOB: 0 BB: 0 P: 5	1B: 4 2B: 3 3B: 0 HR: 0	SF: 0 SAC: 0 DP: 2 HBP: 0	WP: 0 PB: 0 SB: 0 CS: 0	PA: 34				
PITCHER	IP WLS BF H R ER SO BB IBB HBP BLK WP HR S P ERA WHIP	41 Joe Ross, R ERA: 0.000	56 Taylor Hill, R ERA: 0.000	3B Jacob Turner, R ERA: 0.000	66 Wander Suero, R ERA: 2.000	60 Braulio Lara, L ERA: 21.6	67 Derek Eitel, R ERA: 0.000	IP WLS BF H R ER SO BB IBB HBP BLK WP HR S P ERA WHIP	67 Derek Eitel, R ERA: 0.000	IP WLS BF H R ER SO BB IBB HBP BLK WP HR S P ERA WHIP	67 Derek Eitel, R ERA: 0.000	IP WLS BF H R ER SO BB IBB HBP BLK WP HR S P ERA WHIP	67 Derek Eitel, R ERA: 0.000	IP WLS BF H R ER SO BB IBB HBP BLK WP HR S P ERA WHIP	67 Derek Eitel, R ERA: 0.000	IP WLS BF H R ER SO BB IBB HBP BLK WP HR S P ERA WHIP	67 Derek Eitel, R ERA: 0.000	IP WLS BF H R ER SO BB IBB HBP BLK WP HR S P ERA WHIP	67 Derek Eitel, R ERA: 0.000	IP WLS BF H R ER SO BB IBB HBP BLK WP HR S P ERA WHIP	67 Derek Eitel, R ERA: 0.000	IP WLS BF H R ER SO BB IBB HBP BLK WP HR S P ERA WHIP	67 Derek Eitel, R ERA: 0.000	IP WLS BF H R ER SO BB IBB HBP BLK WP HR S P ERA WHIP	67 Derek Eitel, R ERA: 0.000	IP WLS BF H R ER SO BB IBB HBP BLK WP HR S P ERA WHIP



Batter	1	2	3	4	5	6	7	8	9	10	AB	R	H	RBI	BB	SO	LOB	TOP
28 Tommy Pham, R OBP: 0.267, SLG: 0.214 88 Harrison Bader, R OBP: 0.167, SLG: 0.500											3	0	0	1	0	1	1	St. Louis Cardinals @ Washington Nationals The Ballpark of the Palm Beaches, West Palm Beach, FL Fri Mar 03 2017, 1:07 PM - 3:51 PM EST Att: 3,975 - Overcast - 75 F
36 Aledmys Diaz, R OBP: 0.333, SLG: 0.364 80 Edmundo Sosa, R OBP: 0.167, SLG: 0.167											3	0	0	0	0	0	1	
15 Randal Grichuk, R OBP: 0.400, SLG: 0.889 81 Anthony Garcia, R OBP: 0.250, SLG: 0.625											3	0	0	0	0	1	0	
32 Matt Adams, L OBP: 0.417, SLG: 0.833 87 Paul DeJong, R OBP: 0.417, SLG: 0.833											2	0	0	0	1	2	0	
27 Jhonny Peratta, R OBP: 0.300, SLG: 0.250 86 Patrick Wisdom, R OBP: 0.286, SLG: 0.333											3	0	1	0	0	1	1	
58 José Martínez, R OBP: 0.444, SLG: 0.786											3	1	1	0	1	0	1	
65 Chad Huffman, R OBP: 0.462, SLG: 0.364 79 Magneuris Sierra, L OBP: 0.462, SLG: 0.500											1	1	1	0	0	0	0	
71 Carson Kelly, R OBP: 0.545, SLG: 0.429 68 Alberto Rosario, R OBP: 0.500, SLG: 0.687											2	0	0	0	0	0	3	
66 Wilfredo Tovar, R OBP: 0.231, SLG: 0.167 74 Eleazer Álvarez, L OBP: 0.167, SLG: 0.167											2	0	0	0	0	0	2	
Inning Stats	R: 0 E: 0 K: 2 S: 7	H: 0 LOB: 0 BB: 0 P: 7	R: 0 E: 0 K: 1 S: 5	H: 1 LOB: 0 BB: 0 P: 5	R: 1 E: 0 K: 0 S: 4	H: 1 LOB: 1 BB: 1 P: 6	R: 0 E: 0 K: 0 S: 4	H: 0 LOB: 0 BB: 0 P: 7	R: 0 E: 0 K: 1 S: 5	H: 0 LOB: 0 BB: 0 P: 5	R: 0 E: 0 K: 1 S: 6	H: 0 LOB: 0 BB: 0 P: 11	R: 1 E: 0 K: 1 S: 6	H: 2 LOB: 2 BB: 1 P: 11	1B: 4 2B: 2 3B: 0 HR: 0	SF: 0 SAC: 0 DP: 2 HBP: 2	WP: 2 PB: 0 SB: 0 CS: 1	
PITCHER	IP WLS BF H R ER SO BB IBB HBP BLK WP HR S P ERA WHIP	IP WLS BF H R ER SO BB IBB HBP BLK WP HR S P ERA WHIP	IP WLS BF H R ER SO BB IBB HBP BLK WP HR S P ERA WHIP	IP WLS BF H R ER SO BB IBB HBP BLK WP HR S P ERA WHIP	IP WLS BF H R ER SO BB IBB HBP BLK WP HR S P ERA WHIP	IP WLS BF H R ER SO BB IBB HBP BLK WP HR S P ERA WHIP	IP WLS BF H R ER SO BB IBB HBP BLK WP HR S P ERA WHIP	IP WLS BF H R ER SO BB IBB HBP BLK WP HR S P ERA WHIP	IP WLS BF H R ER SO BB IBB HBP BLK WP HR S P ERA WHIP	IP WLS BF H R ER SO BB IBB HBP BLK WP HR S P ERA WHIP	IP WLS BF H R ER SO BB IBB HBP BLK WP HR S P ERA WHIP	IP WLS BF H R ER SO BB IBB HBP BLK WP HR S P ERA WHIP	IP WLS BF H R ER SO BB IBB HBP BLK WP HR S P ERA WHIP	IP WLS BF H R ER SO BB IBB HBP BLK WP HR S P ERA WHIP	IP WLS BF H R ER SO BB IBB HBP BLK WP HR S P ERA WHIP	IP WLS BF H R ER SO BB IBB HBP BLK WP HR S P ERA WHIP	IP WLS BF H R ER SO BB IBB HBP BLK WP HR S P ERA WHIP	IP WLS BF H R ER SO BB IBB HBP BLK WP HR S P ERA WHIP
37 Stephen Strasburg, R ERA: 3.16	50 Vance Worley, R ERA: 6.0	46 Oliver Pérez, L ERA: 6.0	48 Neal Cotts, L ERA: 4.5	33 Matt Grace, L ERA: 4.5	72 Enny Romero, L ERA: 3.86	67 Derek Eitel, R ERA: 3.86												

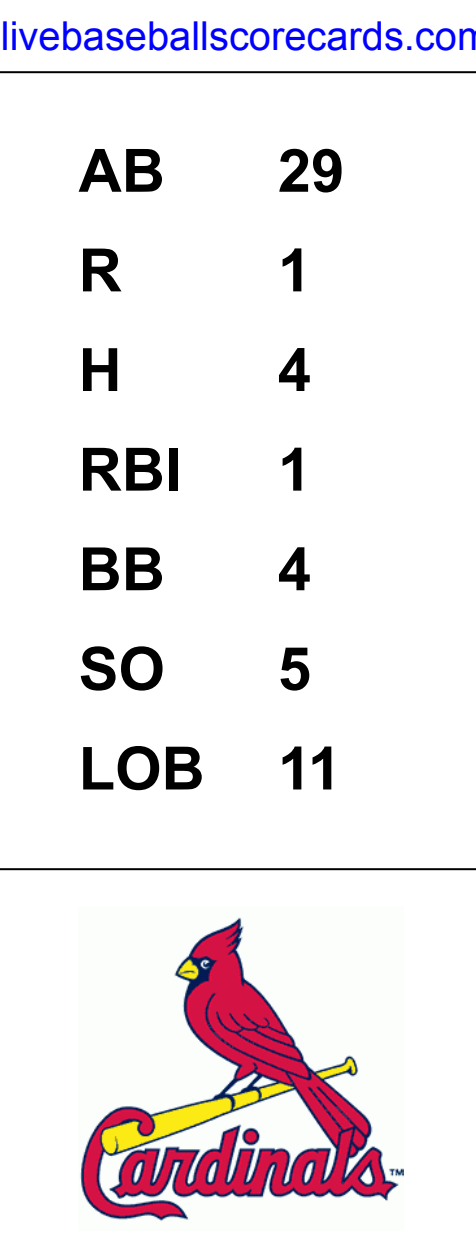
Batter	1	2	3	4	5	6	7	8	9	10	AB	R	H	RBI	BB	SO	LOB	BOTTOM						
7 Trea Turner, R OBP: 0.333, SLG: 0.571 5 Grant Green, R OBP: 0.429, SLG: 0.364											3	0	2	1	0	0	1	St. Louis Cardinals @ Washington Nationals The Ballpark of the Palm Beaches, West Palm Beach, FL Fri Mar 03 2017, 1:07 PM - 3:51 PM EST Att: 3,975 - Overcast - 75 F						
20 Daniel Murphy, L OBP: 0.313, SLG: 0.286 90 Adrián Sánchez, R											3	0	1	0	0	0	3							
34 Bryce Harper, L OBP: 0.467, SLG: 0.917 92 Juan Soto, L											3	0	0	0	0	1	4							
28 Jayson Werth, R OBP: 0.375, SLG: 0.857 65 Raudy Read, R OBP: 0.500, SLG: 1.000											3	0	0	0	0	2	1							
6 Anthony Rendon, R OBP: 0.333, SLG: 0.867 63 Drew Ward, L OBP: 0.333, SLG: 0.625											2	0	0	0	0	0	0							
11 Ryan Zimmerman, R OBP: 0.300, SLG: 0.500											2	0	0	0	0	1	0							
29 Pedro Severino, R OBP: 0.500, SLG: 0.500 94 Jake Lowery, L 91 Jakson Reetz, R											2	0	1	0	0	0	0							
3 Michael Taylor, R OBP: 0.462, SLG: 0.923 92 Blake Perkins, S OBP: 0.500, SLG: 0.500											2	1	1	0	0	0	1							
8 Brian Goodwin, L OBP: 0.357, SLG: 0.100 90 Telmito Agustín, L											0	0	0	0	2	0	0							
Inning Stats	R: 0 E: 0 K: 1 S: 6	H: 1 LOB: 1 BB: 0 P: 6	R: 0 E: 0 K: 0 S: 4	H: 1 LOB: 1 BB: 0 P: 4	R: 0 E: 0 K: 1 S: 5	H: 1 LOB: 1 BB: 1 P: 9	R: 0 E: 0 K: 0 S: 5	H: 0 LOB: 0 BB: 0 P: 5	R: 1 E: 0 K: 0 S: 5	H: 2 LOB: 2 BB: 1 P: 9	R: 0 E: 0 K: 1 S: 6	H: 1 LOB: 0 BB: 0 P: 6	R: 0 E: 0 K: 1 S: 5	H: 1 LOB: 0 BB: 0 P: 5	R: 0 E: 0 K: 1 S: 5	H: 0 LOB: 0 BB: 0 P: 5	R: 0 E: 0 K: 1 S: 5		H: 0 LOB: 0 BB: 0 P: 5	R: 0 E: 0 K: 1 S: 5	H: 0 LOB: 0 BB: 0 P: 5	1B: 7 2B: 0 3B: 0 HR: 0	SF: 0 SAC: 0 DP: 1 HBP: 0	WP: 0 PB: 0 SB: 0 CS: 1
PITCHER	IP WLS BF H R ER SO BB IBB HBP BLK WP HR S P ERA WHIP	IP WLS BF H R ER SO BB IBB HBP BLK WP HR S P ERA WHIP	IP WLS BF H R ER SO BB IBB HBP BLK WP HR S P ERA WHIP	IP WLS BF H R ER SO BB IBB HBP BLK WP HR S P ERA WHIP	IP WLS BF H R ER SO BB IBB HBP BLK WP HR S P ERA WHIP	IP WLS BF H R ER SO BB IBB HBP BLK WP HR S P ERA WHIP	IP WLS BF H R ER SO BB IBB HBP BLK WP HR S P ERA WHIP	IP WLS BF H R ER SO BB IBB HBP BLK WP HR S P ERA WHIP	IP WLS BF H R ER SO BB IBB HBP BLK WP HR S P ERA WHIP	IP WLS BF H R ER SO BB IBB HBP BLK WP HR S P ERA WHIP	IP WLS BF H R ER SO BB IBB HBP BLK WP HR S P ERA WHIP	IP WLS BF H R ER SO BB IBB HBP BLK WP HR S P ERA WHIP	IP WLS BF H R ER SO BB IBB HBP BLK WP HR S P ERA WHIP	IP WLS BF H R ER SO BB IBB HBP BLK WP HR S P ERA WHIP	IP WLS BF H R ER SO BB IBB HBP BLK WP HR S P ERA WHIP	IP WLS BF H R ER SO BB IBB HBP BLK WP HR S P ERA WHIP	IP WLS BF H R ER SO BB IBB HBP BLK WP HR S P ERA WHIP	IP WLS BF H R ER SO BB IBB HBP BLK WP HR S P ERA WHIP						
52 Michael Wacha, R ERA: 1.333	78 Trey Nielsen, R ERA: 3.0	44 Trevor Rosenthal, R ERA: 3.0	92 Jack Flaherty, R ERA: 6.0	95 Daniel Ponce de Leon, R ERA: 6.0	83 Ryan Sherriff, L ERA: 3.0	63 Miguel Socolovich, R ERA: 3.0																		

St. Louis Cardinals
The Ballpark of the Palm Beaches, West Palm Beach, FL
Fri Mar 03 2017, 1:07 PM - 3:51 PM EST
Att: 3,975 - Overcast - 75 F

Batter	1	2	3	4	5	6	7	8	9	AB	R	H	RBI	BB	SO	LOB	TOP															
1 Wilmer Difo, S (1,6) 90 Osvaldo Abreu, R (5,6) OBP: 0.444, SLG: 0.500 OBP: 0.250, SLG: 0.250	F8		G6-3 1B		K			F9		3	1	1	0	0	1	0	Washington Nationals @ St. Louis Cardinals Roger Dean Stadium, Jupiter, FL Sat Mar 04 2017, 1:07 PM - 3:34 PM EST Att: 6,118 - Partly Cloudy - 74 F															
5 Grant Green, R (1,4) 90 Adrián Sanchez, R (5,4)	P4		G6-3 1-H		G5-3			F7		3	0	0	1	0	0	0																
11 Ryan Zimmerman, R (1,10) 14 Chris Heisey, R (9, PH) OBP: 0.400, SLG: 0.400 (9,10)	E5		G4-3					F7		3	0	0	0	0	0	0																
25 Clint Robinson, L (1,3) 18 Nefthali Soto, R (5,3) OBP: 0.267, SLG: 0.154 OBP: 0.297, SLG: 0.538	G3		F9					G5-3		2	0	0	0	0	0	1																
43 Corban Joseph, L (1,5) 21 Matt Skole, L (5,5) OBP: 0.300, SLG: 0.286 OBP: 0.333, SLG: 0.444		G4-3			F8			G4-3		2	0	0	0	0	0	0																
19 Brandon Snyder, R (1,9) 68 Andrew Stevenson, L (5,9) OBP: 0.593, SLG: 0.636 OBP: 0.412, SLG: 0.888		G6-3 29 G6-3 3 S HBP			G6-3 29 FC6-4 1B			G4-6-3 9 G4-6-3 1B		1	0	1	0	0	0	0																
3 Michael Taylor, R (1,8) 9 Rafael Bautista, R (6,8) OBP: 0.235, SLG: 0.235		FC1 29 G6-3			L9			G4-6-3 1-2		2	0	0	0	0	0	2																
29 Pedro Severino, R (1,2) 65 Raudy Read, R (6,2) OBP: 0.250, SLG: 0.250 OBP: 0.425, SLG: 0.800		G6-3			FC6-4 1-2			G5-3		2	0	0	0	0	0	3																
8 Brian Goodwin, L (1,7) 91 Victor Robles, R (6,9)					K			F8		2	0	0	0	0	1	2																
								F8		1	0	0	0	0	0	0																
Inning Stats	R: 0 E: 1 K: 0 S: 5	H: 0 LOB: 1 BB: 0 P: 5	R: 0 E: 0 K: 1 S: 7	H: 0 LOB: 2 BB: 0 P: 8	R: 1 E: 1 K: 0 S: 4	H: 1 LOB: 0 BB: 0 P: 4	R: 0 E: 0 K: 0 S: 4	H: 1 LOB: 1 BB: 0 P: 4	R: 0 E: 0 K: 1 S: 5	H: 0 LOB: 0 BB: 0 P: 5	R: 0 E: 0 K: 0 S: 3	H: 1 LOB: 0 BB: 0 P: 3	R: 0 E: 0 K: 0 S: 3	H: 0 LOB: 0 BB: 0 P: 3	R: 0 E: 0 K: 0 S: 3	H: 0 LOB: 1 BB: 1 P: 7	1B: 3 2B: 0 3B: 0 HR: 0	SF: 0 SAC: 0 DP: 1 HBP: 1	WP: 0 PB: 0 SB: 1 CS: 0	PA: 33												
PITCHER	IP WLS BF H R ER SO BB IBB HBP BLK WP HR S P ERA WHIP																															
31 Lance Lynn, R (1,1) ERA: 1.5	4.0	17	2	1	0	1	0	0	0	0	0	0	20	21	0.00	0.500																
30 Jonathan Broxton, R (5,1) ERA:	1.0	3	0	0	0	1	0	0	0	0	0	0	5	5	0.00	0.000																
89 Arturo Reyes, R (6,1) ERA:	2.0	6	1	0	0	0	0	0	0	0	0	0	6	6	0.00	0.500																
72 Rowan Wick, R (8,1) ERA:	1.0	3	0	0	0	0	0	0	0	0	0	0	3	3	0.00	0.000																
84 Josh Lucas, R (9,1) ERA:	1.0	4	0	0	0	0	1	0	0	0	0	0	3	7	0.00	1.000																

Batter	1	2	3	4	5	6	7	8	9	AB	R	H	RBI	BB	SO	LOB	BOTTOM																
25 Dexter Fowler, S (1,8) 48 Todd Cunningham, S (5,9) OBP: 0.583, SLG: 0.200 OBP: 0.308, SLG: 0.100	G5-4-3 BB			F7		G3-1				1	0	0	0	1	0	0	Washington Nationals @ St. Louis Cardinals Roger Dean Stadium, Jupiter, FL Sat Mar 04 2017, 1:07 PM - 3:34 PM EST Att: 6,118 - Partly Cloudy - 74 F																
4 Yadier Molina, R (1,2) 41 Eric Fryer, R (7, PR) OBP: 0.375, SLG: 0.308 OBP: 0.333, SLG: 0.667	G5-4-3 1-2			F8				FC6-4 BB		2	0	0	0	1	0	1																	
15 Randal Grichuk, R (1,7) 86 Patrick Wisdom, R (8,3) OBP: 0.385, SLG: 0.833 OBP: 0.375, SLG: 0.857				G6-3				P6		3	0	1	0	0	0	1																	
55 Stephen Piscotty, R (1,10) OBP: 0.214, SLG: 0.083		G5-3						K		4	0	0	0	0	2	2																	
3 Jedd Gyorko, R (1,3) 28 Tommy Pham, R (7, PR) OBP: 0.583, SLG: 0.818 OBP: 0.313, SLG: 0.214				F9						2	0	1	0	0	0	0																	
16 Koltan Wong, L (1,4) 73 Breyvic Valera, S (8,4) OBP: 0.250, SLG: 0.182 OBP: 0.100, SLG: 0.100				G4-6-3 1B				F7		0	0	0	0	1	0	0																	
87 Paul DeJong, R (1,5) OBP: 0.313, SLG: 0.625								P6		3	0	0	0	0	0	3																	
35 Greg Garcia, L (1,6)								G3		1	0	0	0	0	0	1																	
79 Magneuris Sierra, L (1,9) OBP: 0.438, SLG: 0.533				F7				K		4	0	0	0	0	1	1																	
								F7		3	0	0	0	0	1	0																	
								K		3	0	0	0	0	1	0																	
								K2-3		3	0	1	0	0	1	0																	
Inning Stats	R: 0 E: 0 K: 0 S: 2	H: 0 LOB: 0 BB: 1 P: 6	R: 0 E: 0 K: 0 S: 3	H: 1 LOB: 0 BB: 0 P: 3	R: 0 E: 0 K: 0 S: 3	H: 0 LOB: 0 BB: 0 P: 3	R: 0 E: 0 K: 1 S: 6	H: 1 LOB: 1 BB: 0 P: 6	R: 0 E: 0 K: 2 S: 7	H: 0 LOB: 0 BB: 0 P: 7	R: 0 E: 0 K: 1 S: 5	H: 0 LOB: 2 BB: 1 P: 10	R: 0 E: 0 K: 1 S: 6	H: 1 LOB: 2 BB: 1 P: 10	R: 0 E: 0 K: 0 S: 6	H: 1 LOB: 1 BB: 1 P: 14	1B: 1 2B: 2 3B: 0 HR: 1	SF: 0 SAC: 0 DP: 2 HBP: 1	WP: 0 PB: 0 SB: 0 CS: 0	PA: 34													
PITCHER	IP WLS BF H R ER SO BB IBB HBP BLK WP HR S P ERA WHIP																																
47 Gio González, L (1,1) ERA:	3.0	9	1	0	0	0	1	0	0	0	0	0	6	6	0.00	0.667																	
74 Joe Nathan, R (4,1) ERA: 3.0	1.0	H	4	1	0	0	1	0	0	0	0	0	6	6	0.00	1.000																	
71 Matt Albers, R (5,1) ERA:	1.0	H	3	0	0	0	0	0	0	0	0	0	3	3	0.00	0.000																	
52 Jimmy Cordero, R (6,1) ERA:	1.0	H	3	0	0	0	2	0	0	0	0	0	7	7	0.00	0.000																	
26 Trevor Gott, R (7,1) ERA:	1.0	H	5	0	0	0	1	1	0	1	0	0	5	10	0.00	1.000																	
38 Jacob Turner, R (8,1) ERA:	0.0	B	1	1	1	0	0	0	0	0	0	0	0	0	0	0																	
56 Nick Lee, L (9,1) ERA: 27.0	0.0	B	1	1	1	0	0	0	0	0	0	0	0	0	0	0																	
58 Taylor Hill, R (9,1) ERA:	1.0		4	0	0	0	0	1	0	0	0	0	0	3	8	0.00	1.000																

AB	31
R	1
H	3
RBI	1
BB	1
SO	2
LOB	10



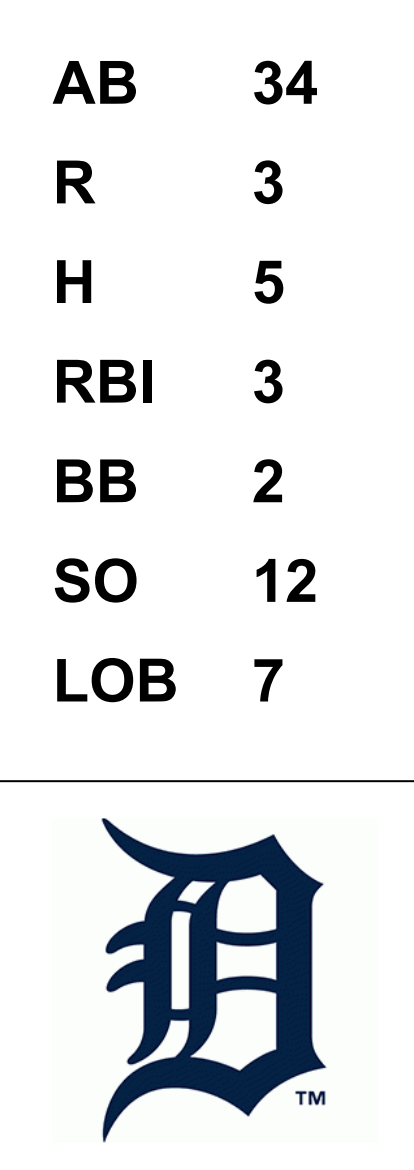
Batter	1	2	3	4	5	6	7	8	9	AB	R	H	RBI	BB	SO	LOB	TOP					
36 Robbie Grossman, S (1, 7) OBP: 0.250, SLG: 0.400 73 Daniel Palka, L (6, 7)	L5		P4		K			K	G1-3	3	0	0	0	0	1	2	Minnesota Twins @ Washington Nationals The Ballpark of the Palm Beaches, West Palm Beach, FL Sun Mar 05 2017, 1:05 PM - 4:00 PM EST Att: 4,588 - Cloudy - 72 F livebaseballscorecards.com					
39 Danny Santana, S (1, 8) OBP: 0.294, SLG: 0.500 66 Zack Granite, L (6, 8)	G4-3			B1		G1-3		68 G5-3 19 WP 1B		3	0	0	0	0	0	0						
20 Eddie Rosario, L (1, 9) OBP: 0.375, SLG: 0.593 68 Bengie González, S (6, 4)	19 PB 1B			2B		K		G5-3		3	0	2	0	0	1	0						
19 Kennys Vargas, S (1, 10) OBP: 0.250, SLG: 0.077 71 Niko Goodrum, S (8, PR) (8, 10)	K			F8		50 2B BB		37 HR BB		2	1	0	0	2	1	2						
50 Ben Paulsen, L (1, 3) OBP: 0.263, SLG: 0.278 37 Matt Hague, R (6, 3)		L9		G3		1-H 2B		1-H HR		3	0	1	1	0	0	1						
5 Eduardo Escobar, S (1, 5) OBP: 0.116, SLG: 0.053 72 Leonardo Reginatto, R (6, 5)	G4-3					30 BB 1B		G4-3		3	0	1	0	0	0	1						
30 Tommy Field, R (1, 4) OBP: 0.316, SLG: 0.412 (6, 9)				K		1-2 BB		G1-3		3	0	0	0	1	2	1						
12 John Ryan Murphy, R (1, 2) OBP: 0.333, SLG: 0.200 70 Eddy Rodríguez, R (6, 2)			F8		K			K		2	0	0	0	0	1	2						
16 Ehre Adrianza, S (1, 6) OBP: 0.091, SLG: 0.091 1 Engleb Vielma, S (6, 6)			K		L9			K		2	0	0	0	0	1	2						
								P4		2	0	0	0	0	1	0						
Inning Stats	R: 0 E: 0 K: 1 S: 6	H: 1 LOB: 1 BB: 0 P: 7	R: 0 E: 0 K: 1 S: 5	H: 0 LOB: 0 BB: 0 P: 5	R: 0 E: 0 K: 1 S: 5	H: 0 LOB: 0 BB: 0 P: 5	R: 0 E: 0 K: 0 S: 4	H: 1 LOB: 1 BB: 0 P: 4	R: 0 E: 0 K: 2 S: 8	H: 1 LOB: 2 BB: 1 P: 12	R: 1 E: 0 K: 1 S: 6	H: 1 LOB: 1 BB: 1 P: 10	R: 0 E: 0 K: 2 S: 7	H: 0 LOB: 0 BB: 0 P: 7	R: 3 E: 0 K: 2 S: 10	H: 3 LOB: 1 BB: 1 P: 15	R: 0 E: 0 K: 1 S: 5	H: 0 LOB: 0 BB: 0 P: 5	1B: 4 2B: 2 3B: 0 HR: 1	SF: 0 SAC: 0 DP: 0 HBP: 0	WP: 2 PB: 1 SB: 0 CS: 0	PA: 37
PITCHER	IP WLS BF H R ER SO BB IBB HBP BLK WP HR S P ERA WHIP	57 Tanner Roark, R (1, 1) ERA: 4.0 48 Neal Cotts, L (5, 1) ERA: 1.0 27 Shawn Kelley, R (6, 1) ERA: 4.5 45 Blake Treinen, R (7, 1) ERA: 1.0 36 Sammy Solis, L (8, 1) ERA: 13.5																53 Rafael Martín, R (9, 1) ERA: 3.0	IP WLS BF H R ER SO BB IBB HBP BLK WP HR S P ERA WHIP	1.0 3 0 0 0 1 0 0 0 0 0 0 5 5 0.00 0.000		

Batter	1	2	3	4	5	6	7	8	9	AB	R	H	RBI	BB	SO	LOB	BOTTOM			
7 Trea Turner, R (1, 6) OBP: 0.294, SLG: 0.500 10 Stephen Drew, L (4, 6) OBP: 0.300, SLG: 0.250 1 Wilmer Difo, S (7, 6)	G6-3		F9			L9		G6-3		2	0	0	0	0	0	0	Minnesota Twins @ Washington Nationals The Ballpark of the Palm Beaches, West Palm Beach, FL Sun Mar 05 2017, 1:05 PM - 4:00 PM EST Att: 4,588 - Cloudy - 72 F livebaseballscorecards.com			
28 Jayson Werth, R (1, 10) OBP: 0.300, SLG: 0.667 26 Adam Lind, L (6, PH) (7, 10)	K		K			G4-3		L8		2	0	0	0	2	0	0				
18 Nefali Soto, R (8, PH) OBP: 0.250, SLG: 0.500 (9, 10)										1	0	0	0	0	0	0				
20 Daniel Murphy, L (1, 4) OBP: 0.363, SLG: 0.235 43 Corban Joseph, L (8, 4)	K		F8			G1-3				3	0	0	0	0	1	0				
34 Bryce Harper, L (1, 9) OBP: 0.438, SLG: 0.846 14 Chris Heisey, R (4, 9) OBP: 0.333, SLG: 0.333 9 Rafael Bautista, R (7, 9)		G3-1				G5-3		G3		1	0	0	0	0	0	0				
6 Anthony Rendon, R (1, 5) OBP: 0.385, SLG: 0.769 21 Matt Skole, L (4, 5) OBP: 0.368, SLG: 0.400 63 Drew Ward, L (7, 5)		2 1B 2B				G4-3		63 E 3 2B 1B		1	0	1	0	0	0	0				
2 Adam Eaton, L (1, 8) OBP: 0.286, SLG: 0.462 3 Michael Taylor, R (4, 8)						P3		1-3 K		1	0	1	0	0	0	0				
11 Ryan Zimmerman, R (1, 3) OBP: 0.421, SLG: 0.471								5 S 29 1B 2B		3	1	1	1	0	1	0				
25 Clint Robinson, L (4, 3) OBP: 0.313, SLG: 0.214 5 Grant Green, R (7, 3)								3-H F9		0	0	0	0	1	0	0				
23 Derek Norris, R (1, 2) OBP: 0.429, SLG: 0.857 59 Jose Lobaton, S (5, 2) OBP: 0.167, SLG: 0.167 29 Pedro Severino, R (7, 2) OBP: 0.400, SLG: 0.400 65 Raudy Read, R (9, 2) OBP: 0.429, SLG: 0.800			K							1	0	0	0	0	1	3				
8 Brian Goodwin, L (1, 7) OBP: 0.294, SLG: 0.077 68 Andrew Stevenson, L (4, 7) OBP: 0.339, SLG: 0.647 19 Brandon Snyder, R (7, 7) OBP: 0.529, SLG: 0.583								3-H G3-6		1	0	0	0	0	0	1				
								1-2 1B		1	0	0	0	0	0	0				
Inning Stats	R: 0 E: 0 K: 2 S: 7	H: 0 LOB: 0 BB: 0 P: 7	R: 0 E: 0 K: 2 S: 9	H: 2 LOB: 3 BB: 1 P: 13	R: 0 E: 0 K: 1 S: 5	H: 0 LOB: 0 BB: 0 P: 5	R: 0 E: 0 K: 0 S: 3	H: 0 LOB: 0 BB: 0 P: 3	R: 0 E: 0 K: 0 S: 3	H: 1 LOB: 0 BB: 0 P: 3	R: 2 E: 1 K: 2 S: 11	H: 3 LOB: 1 BB: 0 P: 11	R: 0 E: 0 K: 0 S: 4	H: 1 LOB: 1 BB: 0 P: 4	R: 0 E: 0 K: 2 S: 7	H: 0 LOB: 0 BB: 0 P: 7	1B: 5 2B: 2 3B: 0 HR: 0	SF: 0 SAC: 0 DP: 1 HBP: 0	WP: 0 PB: 0 SB: 1 CS: 0	PA: 34
PITCHER	IP WLS BF H R ER SO BB IBB HBP BLK WP HR S P ERA WHIP	53 Héctor Santiago, L (1, 1) ERA: 12.7 80 Drew Rucinski, R (3, 1) ERA: 2.0 21 Tyler Duffey, R (4, 1) ERA: 9.82 58 Justin Haley, R (6, 1) ERA: 5.79 59 Michael Tonkin, R (7, 1) ERA: 8.1																23 Nick Tepeesch, R (8, 1) ERA: 1.8	IP WLS BF H R ER SO BB IBB HBP BLK WP HR S P ERA WHIP	2.0 7 1 0 0 2 0 0 0 0 0 0 3 3 0.00 0.000



Batter	1	2	3	4	5	6	7	8	9	10	AB	R	H	RBI	BB	SO	LOB	TOP		
1 Jose Iglesias, R OBP: 0.250, SLG: 0.250 49 Dixon Machado, R OBP: 0.333, SLG: 0.310	G1-4-3		SF8			K		G4-3		K	2	0	0	1	0	1	0	Detroit Tigers @ Washington Nationals The Ballpark of the Palm Beaches, West Palm Beach, FL Mon Mar 13 2017, 1:09 PM - 4:04 PM EDT Att: 4,667 - Partly Cloudy - 80 F livebaseballscorecards.com		
17 Andrew Romine, S OBP: 0.353, SLG: 0.515 95 Kody Eaves, L OBP: 0.333, SLG: 0.333	F8		K			K		K		K	3	0	1	0	0	1	0			
9 Nick Castellanos, R OBP: 0.333, SLG: 0.452 40 JaCoby Jones, R OBP: 0.333, SLG: 0.478	G6-3					K		G5-3			3	0	0	0	0	1	1			
28 J.D. Martinez, R OBP: 0.258, SLG: 0.483 33 Steven Moya, L OBP: 0.231, SLG: 0.240		K				HR		F9		G6-3	3	1	1	1	0	1	1			
15 Mikie Mahtook, R OBP: 0.156, SLG: 0.100 75 Mike Gerber, L OBP: 0.056, SLG: 0.056											3	0	1	0	0	1	0			
18 Tyler Collins, L OBP: 0.227, SLG: 0.381 76 Juan Carlos Perez, R OBP: 0.412, SLG: 0.357											3	1	1	1	0	1	1			
34 James McCann, R OBP: 0.280, SLG: 0.304 55 John Hicks, R OBP: 0.077, SLG: 0.077											2	0	0	0	1	1	1			
84 Brett Pill, R OBP: 0.167, SLG: 0.333 84 Dominic Ficociello, S OBP: 0.390, SLG: 0.708											3	0	0	0	0	2	1			
26 Brendan Ryan, R OBP: 0.190, SLG: 0.200 88 Joey Pankake, R											3	1	1	0	0	0	1			
											1	0	0	0	0	0	0			
Inning Stats	R: 0 E: 0 K: 0 S: 3	H: 0 LOB: 0 BB: 0 P: 3	R: 0 E: 0 K: 2 S: 8	H: 1 LOB: 1 BB: 0 P: 8	R: 1 E: 0 K: 1 S: 6	H: 1 LOB: 0 BB: 0 P: 9	R: 0 E: 0 K: 1 S: 5	H: 0 LOB: 0 BB: 0 P: 5	R: 0 E: 0 K: 1 S: 6	H: 1 LOB: 1 BB: 0 P: 7	R: 1 E: 0 K: 2 S: 10	H: 1 LOB: 1 BB: 1 P: 15	R: 0 E: 0 K: 1 S: 5	H: 0 LOB: 1 BB: 0 P: 9	R: 0 E: 0 K: 1 S: 5	H: 0 LOB: 0 BB: 0 P: 5	1B: 1 2B: 2 3B: 0 HR: 2	SF: 1 SAC: 0 DP: 0 HBP: 0	WP: 0 PB: 0 SB: 2 CS: 0	PA: 37
PITCHER	IP WLS BF H R ER SO BB IBB HBP BLK WP HR S P ERA WHIP	IP WLS BF H R ER SO BB IBB HBP BLK WP HR S P ERA WHIP	IP WLS BF H R ER SO BB IBB HBP BLK WP HR S P ERA WHIP	IP WLS BF H R ER SO BB IBB HBP BLK WP HR S P ERA WHIP	IP WLS BF H R ER SO BB IBB HBP BLK WP HR S P ERA WHIP	IP WLS BF H R ER SO BB IBB HBP BLK WP HR S P ERA WHIP	IP WLS BF H R ER SO BB IBB HBP BLK WP HR S P ERA WHIP	IP WLS BF H R ER SO BB IBB HBP BLK WP HR S P ERA WHIP	IP WLS BF H R ER SO BB IBB HBP BLK WP HR S P ERA WHIP	IP WLS BF H R ER SO BB IBB HBP BLK WP HR S P ERA WHIP	IP WLS BF H R ER SO BB IBB HBP BLK WP HR S P ERA WHIP	IP WLS BF H R ER SO BB IBB HBP BLK WP HR S P ERA WHIP	IP WLS BF H R ER SO BB IBB HBP BLK WP HR S P ERA WHIP	IP WLS BF H R ER SO BB IBB HBP BLK WP HR S P ERA WHIP	IP WLS BF H R ER SO BB IBB HBP BLK WP HR S P ERA WHIP	IP WLS BF H R ER SO BB IBB HBP BLK WP HR S P ERA WHIP	IP WLS BF H R ER SO BB IBB HBP BLK WP HR S P ERA WHIP	IP WLS BF H R ER SO BB IBB HBP BLK WP HR S P ERA WHIP		

Batter	1	2	3	4	5	6	7	8	9	10	AB	R	H	RBI	BB	SO	LOB	BOTTOM				
7 Trea Turner, R OBP: 0.300, SLG: 0.370 1 Wilmer Difo, S OBP: 0.467, SLG: 0.556	G1-3		K								2	0	0	0	0	1	0	Detroit Tigers @ Washington Nationals The Ballpark of the Palm Beaches, West Palm Beach, FL Mon Mar 13 2017, 1:09 PM - 4:04 PM EDT Att: 4,667 - Partly Cloudy - 80 F livebaseballscorecards.com				
28 Jayson Werth, R OBP: 0.250, SLG: 0.389 8 Brian Goodwin, L OBP: 0.286, SLG: 0.182	L7										2	0	0	0	0	0	0					
34 Bryce Harper, L OBP: 0.414, SLG: 0.960 3 Michael Taylor, R OBP: 0.448, SLG: 0.724											1	0	0	0	1	0	0					
6 Anthony Rendon, R OBP: 0.375, SLG: 0.591 18 Neftali Soto, R OBP: 0.240, SLG: 0.455											3	0	2	0	0	1	0					
11 Ryan Zimmerman, R OBP: 0.286, SLG: 0.200											2	0	0	0	0	1	0					
2 Adam Eaton, L OBP: 0.259, SLG: 0.482 14 Chris Heisey, R OBP: 0.412, SLG: 0.400											2	0	1	0	0	0	0					
10 Stephen Drew, L OBP: 0.292, SLG: 0.250 5 Grant Green, R OBP: 0.289, SLG: 0.250 16 Emmanuel Burriss, S OBP: 0.263, SLG: 0.294											2	0	0	0	0	1	1					
32 Matt Wieters, S OBP: 0.353, SLG: 0.286 64 Spencer Kieboom, R OBP: 0.320, SLG: 0.380 29 Pedro Severino, R OBP: 0.500, SLG: 0.500											1	0	0	0	0	0	2					
23 Derek Norris, R OBP: 0.353, SLG: 0.706 26 Adam Lind, L OBP: 0.289, SLG: 0.250											2	0	0	0	0	0	0					
											2	1	1	0	0	0	1					
Inning Stats	R: 0 E: 0 K: 0 S: 3	H: 0 LOB: 1 BB: 1 P: 7	R: 0 E: 0 K: 0 S: 3	H: 0 LOB: 0 BB: 0 P: 3	R: 0 E: 0 K: 2 S: 7	H: 0 LOB: 0 BB: 0 P: 7	R: 0 E: 1 K: 3 S: 10	H: 1 LOB: 1 BB: 0 P: 11	R: 0 E: 0 K: 0 S: 4	H: 1 LOB: 2 BB: 1 P: 8	R: 0 E: 0 K: 1 S: 6	H: 1 LOB: 1 BB: 0 P: 6	R: 3 E: 0 K: 0 S: 8	H: 4 LOB: 2 BB: 1 P: 12	R: 0 E: 0 K: 0 S: 3	H: 1 LOB: 1 BB: 0 P: 4	R: 0 E: 0 K: 1 S: 5	H: 0 LOB: 0 BB: 0 P: 5	1B: 5 2B: 3 3B: 0 HR: 0	SF: 1 SAC: 0 DP: 0 HBP: 0	WP: 1 PB: 0 SB: 1 CS: 1	PA: 40
PITCHER	IP WLS BF H R ER SO BB IBB HBP BLK WP HR S P ERA WHIP	IP WLS BF H R ER SO BB IBB HBP BLK WP HR S P ERA WHIP	IP WLS BF H R ER SO BB IBB HBP BLK WP HR S P ERA WHIP	IP WLS BF H R ER SO BB IBB HBP BLK WP HR S P ERA WHIP	IP WLS BF H R ER SO BB IBB HBP BLK WP HR S P ERA WHIP	IP WLS BF H R ER SO BB IBB HBP BLK WP HR S P ERA WHIP	IP WLS BF H R ER SO BB IBB HBP BLK WP HR S P ERA WHIP	IP WLS BF H R ER SO BB IBB HBP BLK WP HR S P ERA WHIP	IP WLS BF H R ER SO BB IBB HBP BLK WP HR S P ERA WHIP	IP WLS BF H R ER SO BB IBB HBP BLK WP HR S P ERA WHIP	IP WLS BF H R ER SO BB IBB HBP BLK WP HR S P ERA WHIP	IP WLS BF H R ER SO BB IBB HBP BLK WP HR S P ERA WHIP	IP WLS BF H R ER SO BB IBB HBP BLK WP HR S P ERA WHIP	IP WLS BF H R ER SO BB IBB HBP BLK WP HR S P ERA WHIP	IP WLS BF H R ER SO BB IBB HBP BLK WP HR S P ERA WHIP	IP WLS BF H R ER SO BB IBB HBP BLK WP HR S P ERA WHIP	IP WLS BF H R ER SO BB IBB HBP BLK WP HR S P ERA WHIP	IP WLS BF H R ER SO BB IBB HBP BLK WP HR S P ERA WHIP				



Batter	1	2	3	4	5	6	7	8	9	AB	R	H	RBI	BB	SO	LOB	TOP										
3 Curtis Granderson, L OBP: 0.323, SLG: 0.467 85 Jacob Zanon, R	F9			G6-4-3 BB			F8		K	2	0	0	0	1	0	0	New York Mets @ Washington Nationals The Ballpark of the Palm Beaches, West Palm Beach, FL Thu Mar 16 2017, 1:06 PM - 3:23 PM EDT Att: 6,213 - Sunny - 67 F livebaseballscorecards.com										
13 Asdrúbal Cabrera, S OBP: 0.356, SLG: 0.690 1 Andrés Giménez, L	F8			F7			F7		G4-3	3	0	1	0	0	0	1											
20 Neil Walker, S OBP: 0.344, SLG: 0.667 82 Luis Carpio, R	F9			G6-4-3 1-2			L6			3	0	0	0	0	0	2											
21 Lucas Duda, L OBP: 0.304, SLG: 0.727 96 Pete Alonso, R		F8			G6-3		E8			3	0	0	0	0	0	0											
12 Juan Lagares, R OBP: 0.212, SLG: 0.167 83 John Mora, L		G6-3			F9		F8			3	0	0	0	0	0	1											
26 Kevin Plawecki, R OBP: 0.286, SLG: 0.231 71 Xorge Carrillo, R									G6-3	2	0	0	0	0	2	0											
73 Travis Taijeron, R OBP: 0.333, SLG: 0.333 86 Gene Cone, L							L8		G6-3	3	0	0	0	0	0	0											
72 Phillip Evans, R OBP: 0.344, SLG: 0.563 92 David Thompson, R							F8		K	3	0	0	0	0	1	0											
2 Gavin Cecchini, R OBP: 0.500, SLG: 0.750 96 Ricardo Cespedes, L							G6-3		K	2	0	0	0	0	0	1											
Inning Stats	R: 0 E: 0 K: 0 S: 3	H: 0 LOB: 0 BB: 0 P: 3	R: 0 E: 0 K: 1 S: 5	H: 0 LOB: 0 BB: 0 P: 5	R: 0 E: 0 K: 0 S: 3	H: 0 LOB: 0 BB: 0 P: 3	R: 0 E: 0 K: 0 S: 2	H: 0 LOB: 0 BB: 1 P: 6	R: 0 E: 0 K: 1 S: 5	H: 0 LOB: 0 BB: 0 P: 5	R: 1 E: 1 K: 0 S: 5	H: 1 LOB: 1 BB: 0 P: 5	R: 0 E: 0 K: 1 S: 5	H: 0 LOB: 0 BB: 0 P: 5	R: 0 E: 0 K: 2 S: 7	H: 0 LOB: 0 BB: 0 P: 7		1B: 0 2B: 1 3B: 0 HR: 0	SF: 0 SAC: 0 DP: 1 HBP: 0	WP: 0 PB: 0 SB: 0 CS: 0	PA: 29						
PITCHER	IP	WLS	BF	H	R	ER	SO	BB	IBB	HBP	BLK	WP	HR	S	P	ERA	WHIP										
47 Gio González, L ERA: 0.75	5.0	W	15	0	0	0	2	1	0	0	0	0	0	18	22	0.00	0.200										
50 Vance Worley, R ERA: 5.0	1.0	H	3	0	0	0	0	0	0	0	0	0	0	3	3	0.00	0.000										
3B Jacob Turner, R ERA: 5.59	1.0	H	5	1	1	0	0	0	0	0	0	0	0	5	5	0.00	1.000										
53 Rafael Martin, R ERA: 1.8	1.0	H	3	0	0	0	1	0	0	0	0	0	0	5	5	0.00	0.000										
30 Koda Glover, R ERA:	1.0	S	3	0	0	0	2	0	0	0	0	0	0	7	7	0.00	0.000										

Batter	1	2	3	4	5	6	7	8	9	AB	R	H	RBI	BB	SO	LOB	BOTTOM											
7 Trea Turner, R OBP: 0.250, SLG: 0.303 16 Emmanuel Burriss, S OBP: 0.250, SLG: 0.276	G3-1		K				F9		G5-3	3	0	0	0	0	1	0	New York Mets @ Washington Nationals The Ballpark of the Palm Beaches, West Palm Beach, FL Thu Mar 16 2017, 1:06 PM - 3:23 PM EDT Att: 6,213 - Sunny - 67 F livebaseballscorecards.com											
28 Jayson Werth, R OBP: 0.231, SLG: 0.304 14 Chris Heisey, R OBP: 0.389, SLG: 0.375	F7			G3-6-1 BB			F9		P3	2	0	0	0	1	0	0												
34 Bryce Harper, L OBP: 0.429, SLG: 0.986 8 Brian Goodwin, L OBP: 0.276, SLG: 0.174				G3-6-1 1-2			K			3	1	1	1	0	1	1												
6 Anthony Rendon, R OBP: 0.367, SLG: 0.556 1 Wilmer Difo, S OBP: 0.436, SLG: 0.517	F7				G6-3 1B		P3			2	1	0	0	1	0	0												
29 Pedro Severino, R OBP: 0.400, SLG: 0.400 4 Jhonatan Solano, R OBP: 0.846, SLG: 1.250					G6-3 1-2		P6			3	0	1	0	0	0	1												
11 Ryan Zimmerman, R OBP: 0.240, SLG: 0.182 25 Clint Robinson, L OBP: 0.258, SLG: 0.179							P6			2	0	1	1	0	0	1												
2 Adam Eaton, L OBP: 0.219, SLG: 0.387 9 Rafael Bautista, R OBP: 0.333, SLG: 0.407										2	1	0	0	0	0	2												
10 Stephen Drew, L OBP: 0.357, SLG: 0.348 19 Brandon Snyder, R OBP: 0.423, SLG: 0.524										1	0	1	0	0	0	0												
3 Michael Taylor, R OBP: 0.424, SLG: 0.727 26 Adam Lind, L OBP: 0.250, SLG: 0.231										2	0	0	0	0	1	1												
Inning Stats	R: 1 E: 0 K: 0 S: 5	H: 1 LOB: 0 BB: 0 P: 6	R: 1 E: 0 K: 1 S: 7	H: 2 LOB: 1 BB: 0 P: 7	R: 0 E: 0 K: 1 S: 4	H: 0 LOB: 0 BB: 1 P: 8	R: 1 E: 0 K: 1 S: 6	H: 1 LOB: 1 BB: 1 P: 11	R: 0 E: 0 K: 0 S: 3	H: 0 LOB: 0 BB: 0 P: 3	R: 0 E: 0 K: 1 S: 5	H: 0 LOB: 0 BB: 0 P: 5	R: 0 E: 0 K: 1 S: 5	H: 1 LOB: 0 BB: 0 P: 5	R: 0 E: 0 K: 0 S: 3	H: 0 LOB: 0 BB: 0 P: 3		1B: 2 2B: 2 3B: 0 HR: 1	SF: 0 SAC: 0 DP: 1 HBP: 0	WP: 0 PB: 0 SB: 2 CS: 1	PA: 29							
PITCHER	IP	WLS	BF	H	R	ER	SO	BB	IBB	HBP	BLK	WP	HR	S	P	ERA	WHIP											
45 Zack Wheeler, R ERA: 6.23	2.1	L	11	3	2	2	2	1	0	0	0	0	0	1	15	20	7.71	1.714										
40 Tom Gorzelanny, L ERA: 9.45	0.2		1	0	0	0	0	0	0	0	0	0	0	1	1	0.00	0.000											
46 Ben Rowen, R ERA: 1.08	2.0		8	1	1	1	1	1	0	0	0	0	0	9	14	4.50	1.000											
49 Josh Smoker, L ERA: 1.08	1.0		3	0	0	0	1	0	0	0	0	0	0	5	5	0.00	0.000											
66 Josh Edgin, L ERA: 3.88	1.0		3	1	0	0	1	0	0	0	0	0	0	5	5	0.00	1.000											

AB 28
R 1
H 1
RBI 0
BB 1
SO 5
LOB 4



AB 27
R 3
H 5
RBI 3
BB 2
SO 5
LOB 8



Batter	1	2	3	4	5	6	7	8	9	AB	R	H	RBI	BB	SO	LOB	TOP										
4 George Springer, R (1.8) 76 Alejandro Garcia, R (6.8) OBP: 0.268, SLG: 0.308 OBP: 0.440, SLG: 0.364	G4-3	10 LG 9 BB 2H 1B		K		FC6-4			73 CS 1B	4	0	1	1	0	1	1	Houston Astros @ Washington Nationals The Ballpark of the Palm Beaches, West Palm Beach, FL Sat Mar 18 2017, 1:06 PM - 4:20 PM EDT Att: 5,247 - Partly Cloudy - 73 F livebaseballscorecards.com										
9 Marvin Gonzalez, S (1.3) 23 AJ Reed, L (7.3) OBP: 0.308, SLG: 0.286 OBP: 0.410, SLG: 0.706	10 1B 16 1B 1B				10 E 2B		F8		K	3	2	0	1	0	0	0											
10 Yuli Gurriel, R (1.5) 73 JD Davis, R (7.5) OBP: 0.270, SLG: 0.306 OBP: 0.406, SLG: 0.370	16 1B 1B				16 CS 2H 2B		F9		CS	4	0	1	0	0	0	2											
16 Brian McCann, L (1.10) OBP: 0.300, SLG: 0.500							F8		P5	4	0	1	1	0	0	1											
13 Tyler White, R (1.4) 83 Jack Mayfield, R (5. PR) OBP: 0.308, SLG: 0.333 OBP: 0.400, SLG: 0.333	F8								P5	2	0	0	0	0	0	2											
77 Derek Fisher, L (1.7) OBP: 0.387, SLG: 0.400									75 F8 1B	4	0	2	0	0	2	3											
6 Jake Marisnick, R (1.9) 75 Jon Kemmer, L (6.9) OBP: 0.311, SLG: 0.289 OBP: 0.448, SLG: 0.455		30 FO 28 E HBP							F8	2	1	1	0	0	0	1											
30 Juan Centeno, L (1.2) 12 Max Stassi, R (6.2) OBP: 0.200, SLG: 0.200 OBP: 0.150, SLG: 0.350									19 G4-3 76 1B 2B	3	0	0	0	0	2	2											
28 Reid Brignac, L (1.6) 19 Colin Moran, L (6.6) OBP: 0.400, SLG: 0.563 OBP: 0.424, SLG: 0.633									G4-3	2	1	0	1	1	0	0											
										1	0	0	0	0	0	1											
Inning Stats	R: 1 E: 0 K: 1 S: 8	H: 3 LOB: 2 BB: 0 P: 8	R: 2 E: 1 K: 0 S: 4	H: 1 LOB: 1 BB: 1 P: 10	R: 0 E: 0 K: 0 S: 4	H: 1 LOB: 1 BB: 0 P: 5	R: 0 E: 0 K: 2 S: 7	H: 0 LOB: 0 BB: 0 P: 7	R: 1 E: 1 K: 1 S: 6	H: 1 LOB: 1 BB: 0 P: 7	R: 0 E: 0 K: 0 S: 3	H: 0 LOB: 0 BB: 0 P: 3	R: 0 E: 0 K: 0 S: 3	H: 1 LOB: 0 BB: 0 P: 3	R: 1 E: 0 K: 1 S: 6	H: 2 LOB: 0 BB: 0 P: 7	1B: 8 2B: 3 3B: 0 HR: 0	SF: 0 SAC: 0 DP: 1 HBP: 2	WP: 0 PB: 0 SB: 2 CS: 3	PA: 39							
PITCHER	IP	WLS	BF	H	R	ER	SO	BB	IBB	HBP	BLK	WP	HR	S	P	ERA	WHIP										
41 Joe Ross, R (1.1) ERA: 2.7	4.2		23	6	4	2	3	1	0	2	0	0	0	26	34	3.86	1.500										
36 Sammy Solis, L (5.1) ERA: 4.76	1.1		5	1	0	0	2	1	0	0	0	0	0	8	12	0.00	1.500										
74 Joe Nathan, R (7.1) ERA: 3.38	1.0		3	0	0	0	0	0	0	0	0	0	0	3	3	0.00	0.000										
53 Rafael Martin, R (8.1) ERA: 1.5	1.0		3	1	0	0	0	0	0	0	0	0	0	3	3	0.00	1.000										
30 Koda Glover, R (9.1) ERA: 1.29	1.0	L	4	2	1	1	1	0	0	0	0	0	0	6	7	9.00	2.000										

Batter	1	2	3	4	5	6	7	8	9	AB	R	H	RBI	BB	SO	LOB	BOTTOM										
7 Trea Turner, R (1.6) 5 Grant Green, R (7. PH) OBP: 0.308, SLG: 0.343 OBP: 0.273, SLG: 0.345	10 K 1B		E9 1H 1B		34 BB BB		HR		G3-1	2	1	2	0	1	0	0	Houston Astros @ Washington Nationals The Ballpark of the Palm Beaches, West Palm Beach, FL Sat Mar 18 2017, 1:06 PM - 4:20 PM EDT Att: 5,247 - Partly Cloudy - 73 F livebaseballscorecards.com										
10 Stephen Drew, L (1.5) 93 Mario Lissou, R (7. PH) OBP: 0.323, SLG: 0.308 OBP: 0.500, SLG: 0.500	K		K		K		K		1B	3	0	0	0	0	3	4											
34 Bryce Harper, L (1.9) Rafael Bautista, R (7. PH) OBP: 0.421, SLG: 0.903 OBP: 0.323, SLG: 0.367	K				F8		F9		P4	2	0	0	1	1	1	0											
8 Brian Goodwin, L (1.8) 1 Wilmer Difo, S (7.8) OBP: 0.257, SLG: 0.143 OBP: 0.444, SLG: 0.576									18 CS 1B	3	0	0	0	0	2	3											
11 Ryan Zimmerman, R (1.3) 18 Neftali Soto, R (8.3) OBP: 0.286, SLG: 0.208 OBP: 0.241, SLG: 0.400									4 1B BB	2	0	1	0	1	1	0											
2 Adam Eaton, L (1.7) 94 Isaac Ballou, L (7.7) OBP: 0.200, SLG: 0.353 OBP: 0.333, SLG: 0.667										3	0	0	0	0	1	2											
32 Matt Wieters, S (1.2) 4 Jhonatan Solano, R (7.2) OBP: 0.222, SLG: 0.333 OBP: 0.813, SLG: 1.143										1	0	1	0	0	0	0											
19 Brandon Snyder, R (1.4) 16 Emmanuel Burruss, S (6. PH) OBP: 0.429, SLG: 0.565 OBP: 0.208, SLG: 0.227										2	0	1	0	0	0	0											
14 Chris Heisey, R (1.10) 29 Pedro Severino, R (7. PH) OBP: 0.391, SLG: 0.316 OBP: 0.368, SLG: 0.333										2	0	0	0	0	0	0											
										1	1	0	0	1	0	2											
Inning Stats	R: 0 E: 0 K: 2 S: 7	H: 1 LOB: 0 BB: 0 P: 7	R: 0 E: 0 K: 3 S: 9	H: 0 LOB: 0 BB: 0 P: 9	R: 2 E: 1 K: 1 S: 6	H: 1 LOB: 1 BB: 1 P: 10	R: 0 E: 0 K: 1 S: 6	H: 1 LOB: 1 BB: 0 P: 6	R: 1 E: 0 K: 0 S: 3	H: 2 LOB: 3 BB: 2 P: 15	R: 0 E: 0 K: 0 S: 3	H: 1 LOB: 1 BB: 1 P: 7	R: 1 E: 0 K: 1 S: 7	H: 1 LOB: 0 BB: 0 P: 8	R: 0 E: 0 K: 1 S: 6	H: 2 LOB: 2 BB: 1 P: 10	R: 0 E: 0 K: 0 S: 4	H: 1 LOB: 1 BB: 0 P: 4	1B: 7 2B: 2 3B: 0 HR: 1	SF: 0 SAC: 0 DP: 1 HBP: 0	WP: 0 PB: 0 SB: 0 CS: 1	PA: 39					
PITCHER	IP	WLS	BF	H	R	ER	SO	BB	IBB	HBP	BLK	WP	HR	S	P	ERA	WHIP										
50 Charlie Morton, R (1.1) ERA: 1.38	1.0		15	3	2	0	7	1	0	0	0	0	0	28	32	0.00	1.000										
29 Tony Sipp, L (5.1) ERA: 5.4	1.0	H	7	2	1	1	1	2	0	0	0	0	0	7	15	9.00	4.000										
51 James Hoyt, R (6.1) ERA: 1.8	1.0	H	4	1	0	0	0	1	0	0	0	0	0	3	7	0.00	2.000										
45 Michael Feliz, R (7.1) ERA: 3.12	1.0	B	4	1	1	1	1	0	0	0	0	0	1	7	8	9.00	1.000										
68 Aaron West, R (8.1) ERA: 3.0	1.0	W	5	2	0	0	1	1	0	0	0	0	0	6	10	0.00	3.000										

Batter	1	2	3	4	5	6	7	8	9	AB	R	H	RBI	BB	SO	LOB	TOP										
1 Wilmer Difo, S OBP: 0.400, SLG: 0.514 90 Adrián Sanchez, R OBP: 0.200, SLG: 0.400	F7	F8	F8			G6-3		L7		4	0	0	0	0	0	3											
11 Ryan Zimmerman, R OBP: 0.375, SLG: 0.444 4 Jhonatan Solano, R OBP: 0.765, SLG: 1.067	25 BB		1B			2B		G6-3		3	3	2	1	0	0	0											
8 Brian Goodwin, L OBP: 0.296, SLG: 0.156 95 Caleb Ramsey, L OBP: 0.667, SLG: 0.500	E3		1B			K		G5-3		4	2	1	0	0	1	2											
6 Anthony Rendon, R OBP: 0.333, SLG: 0.485 18 Nefthali Soto, R OBP: 0.297, SLG: 0.400	K		1B			G5-4-3		K		4	1	1	1	0	2	3											
14 Chris Heisey, R OBP: 0.407, SLG: 0.318 93 Joey Butler, R OBP: 1.000, SLG: 1.000	25 BB		F7			K		E8		3	1	1	0	1	1	2											
25 Clint Robinson, L OBP: 0.283, SLG: 0.206 19 Brandon Snyder, R OBP: 0.448, SLG: 0.565	2B		1B			K		K		3	1	1	3	1	2	1											
32 Matt Wieters, S OBP: 0.167, SLG: 0.250 29 Pedro Severino, R OBP: 0.333, SLG: 0.300	K		K			F7		K		3	0	0	0	0	2	4											
Rafael Bautista, R OBP: 0.333, SLG: 0.375 93 Zach Collier, L OBP: 0.500, SLG: 1.000			G5-3			1B		K		2	0	1	2	0	0	0											
16 Emmanuel Burriss, S OBP: 0.222, SLG: 0.240 5 Grant Green, R OBP: 0.265, SLG: 0.333	G4-3		1B			F7		K		3	0	1	1	0	0	1											
Inning Stats	R: 3 E: 1 K: 2 S: 9	H: 1 LOB: 1 BB: 2 P: 18	R: 0 E: 0 K: 0 S: 3	H: 0 LOB: 0 BB: 0 P: 3	R: 4 E: 0 K: 1 S: 10	H: 5 LOB: 2 BB: 1 P: 14	R: 0 E: 0 K: 1 S: 5	H: 1 LOB: 0 BB: 0 P: 5	R: 0 E: 0 K: 2 S: 7	H: 0 LOB: 0 BB: 0 P: 7	R: 2 E: 0 K: 0 S: 6	H: 2 LOB: 0 BB: 0 P: 8	R: 0 E: 0 K: 3 S: 10	H: 1 LOB: 1 BB: 0 P: 10	R: 0 E: 0 K: 2 S: 7	H: 0 LOB: 0 BB: 0 P: 7	R: 1 E: 1 K: 1 S: 6	H: 1 LOB: 2 BB: 2 P: 14	1B: 7 2B: 3 3B: 0 HR: 1	SF: 0 SAC: 0 DP: 1 HBP: 0	WP: 0 PB: 0 SB: 0 CS: 0	PA: 43					
PITCHER	IP	WLS	BF	H	R	ER	SO	BB	IBB	HBP	BLK	WP	HR	S	P	ERA	WHIP										
61 Adam Conley, L ERA: 9.35	2.2	L	17	5	7	4	3	3	0	0	0	0	0	20	33	13.50	3.000										
81 Tyler Higgins, R ERA: 2.7	1.1	5	2	0	0	1	0	0	0	0	0	0	0	7	7	0.00	1.500										
40 Javy Guerra, R ERA: 9.0	2.0	8	2	2	2	2	0	0	0	0	0	0	1	13	15	9.00	1.000										
82 Mike Kickham, L ERA:	2.0	7	1	0	0	5	0	0	0	0	0	0	0	17	17	0.00	0.500										
95 Andy Bettre, R ERA:	1.0	6	1	1	0	1	2	0	0	0	0	0	0	6	14	0.00	3.000										

Washington Nationals @ Miami Marlins
Roger Dean Stadium, Jupiter, FL
Sun Mar 19 2017, 1:10 PM - 4:18 PM EDT
Att: 3,438 - Partly Cloudy - 77 F

AB 38
R 10
H 11
RBI 9
BB 5
SO 12
LOB 19




Batter	1	2	3	4	5	6	7	8	9	AB	R	H	RBI	BB	SO	LOB	BOTTOM										
19 Miguel Rojas, R OBP: 0.406, SLG: 0.633 85 Justin Bohn, R OBP: 0.379, SLG: 0.423	G6-3	P2				K		K		3	0	0	0	0	1	0											
11 J.T. Realmuto, R OBP: 0.375, SLG: 0.333 18 Tomás Telis, S OBP: 0.379, SLG: 0.423	G4-3		G5-3			2B		F7		3	0	1	0	0	0	0											
41 Justin Bour, L OBP: 0.333, SLG: 0.425 94 Dustin Geiger, R OBP: 0.333, SLG: 0.425	32 BB		G4-3			L3		F7		3	1	1	0	0	0	1											
13 Marcell Ozuna, R OBP: 0.333, SLG: 0.611 75 Kyle Barrett, L OBP: 0.333, SLG: 0.611	32 BB		G5-3			68 BB		91 BB		2	1	1	0	1	0	0											
32 Derek Dietrich, L OBP: 0.425, SLG: 0.448 95 David Vidal, R OBP: 0.425, SLG: 0.448	68 BB					F8		P5		2	0	0	0	1	0	1											
68 Destin Hood, R OBP: 0.384, SLG: 0.538 91 John Norwood, R OBP: 1.000, SLG: 2.000	55 FC6-4					2B		2B		3	0	3	2	0	0	0											
55 Ryan Jackson, R OBP: 0.286, SLG: 0.308 89 Alex Yarbrough, S OBP: 0.452, SLG: 0.552	FC6-4					K		G5-3		3	0	0	1	0	1	5											
79 Isaac Galloway, R OBP: 0.286, SLG: 0.308 40 Javy Guerra, R OBP: 0.379, SLG: 0.423 74 Rony Cabrera, R OBP: 0.379, SLG: 0.423 82 Mike Kickham, L OBP: 0.379, SLG: 0.423 95 Zach Sullivan, R OBP: 0.379, SLG: 0.423 95 Andy Bettre, R OBP: 0.379, SLG: 0.423	K					K		G1-3		2	0	0	0	0	2	1											
61 Adam Conley, L ERA: 9.35 81 Tyler Higgins, R ERA: 2.7 52 Moisés Sierra, R OBP: 0.452, SLG: 0.552	G5-3					L4		G5-3		1	0	0	0	0	0	0											
Inning Stats	R: 2 E: 0 K: 0 S: 6	H: 3 LOB: 2 BB: 1 P: 10	R: 0 E: 0 K: 1 S: 5	H: 0 LOB: 0 BB: 0 P: 8	R: 0 E: 0 K: 2 S: 8	H: 1 LOB: 1 BB: 0 P: 8	R: 0 E: 0 K: 1 S: 6	H: 1 LOB: 1 BB: 1 P: 6	R: 1 E: 0 K: 0 S: 4	H: 1 LOB: 1 BB: 1 P: 8	R: 0 E: 0 K: 1 S: 6	H: 1 LOB: 1 BB: 0 P: 6	R: 1 E: 0 K: 1 S: 6	H: 1 LOB: 1 BB: 1 P: 10	R: 0 E: 0 K: 0 S: 6	H: 1 LOB: 1 BB: 0 P: 6	1B: 5 2B: 4 3B: 0 HR: 0	SF: 0 SAC: 0 DP: 0 HBP: 0	WP: 0 PB: 0 SB: 0 CS: 0	PA: 39							
PITCHER	IP	WLS	BF	H	R	ER	SO	BB	IBB	HBP	BLK	WP	HR	S	P	ERA	WHIP										
37 Stephen Strasburg, R ERA: 7.3	4.1	W	18	4	2	2	3	1	0	0	0	0	0	23	30	4.15	1.154										
33 Matt Grace, L ERA: 3.0	1.0	5	1	1	1	1	1	1	0	0	0	0	0	6	10	9.00	2.000										
27 Shawn Kelley, R ERA: 1.93	1.2	7	2	0	0	1	0	0	0	0	0	0	0	9	9	0.00	1.200										
60 Braulio Lara, L ERA: 7.94	1.0	5	1	1	1	1	1	1	0	0	0	0	0	6	10	9.00	2.000										
71 Matt Albers, R ERA:	1.0	4	1	0	0	0	0	0	0	0	0	0	0	6	6	0.00	1.000										

Washington Nationals @ Miami Marlins
Roger Dean Stadium, Jupiter, FL
Sun Mar 19 2017, 1:10 PM - 4:18 PM EDT
Att: 3,438 - Partly Cloudy - 77 F

AB 35
R 4
H 9
RBI 4
BB 3
SO 6
LOB 15





Batter	1	2	3	4	5	6	7	8	9	AB	R	H	RBI	BB	SO	LOB	TOP										
7 Trea Turner, R OBP: 0.292, SLG: 0.318	G1-3		G6-3			G6-3		G6-4-3		4	1	1	0	0	0	2	Washington Nationals @ St. Louis Cardinals Roger Dean Stadium, Jupiter, FL Wed Mar 22 2017, 1:09 PM - 3:46 PM EDT Att: 6,444 - Sunny - 81 F										
2 Adam Eaton, L OBP: 0.227, SLG: 0.349	G4-3					G6-3		G3-1		2	0	1	0	0	0	0											
8 Brian Goodwin, L OBP: 0.238, SLG: 0.143						G6-3				2	0	0	0	0	0	2											
28 Jayson Werth, R OBP: 0.222, SLG: 0.250	G6-3					F8				3	0	1	1	0	0	1											
1 Wilmer Difo, S OBP: 0.364, SLG: 0.475										1	0	0	0	0	1	0											
26 Adam Lind, L OBP: 0.243, SLG: 0.257			G6-3			G6-4-3				2	0	0	0	0	0	1											
25 Clint Robinson, L OBP: 0.296, SLG: 0.216						G4-6-3				2	0	0	0	0	0	1											
6 Anthony Rendon, R OBP: 0.372, SLG: 0.459										1	0	0	0	0	0	0											
29 Pedro Severino, R OBP: 0.348, SLG: 0.364										1	0	0	0	0	1	0											
59 Jose Lobaton, S OBP: 0.250, SLG: 0.238										2	0	2	0	0	0	0											
4 Jhonatan Solano, R OBP: 0.684, SLG: 0.941										1	0	0	0	0	0	0											
14 Chris Heisey, R OBP: 0.344, SLG: 0.259										3	0	0	0	0	0	3											
19 Brandon Snyder, R OBP: 0.394, SLG: 0.481										3	0	0	0	0	2	2											
31 Max Scherzer, R ERA: 3.86										2	0	0	0	0	1	2											
74 Joe Nathan, R ERA: 4.35										0	0	0	0	0	0	0											
56 Joe Blanton, R ERA: 6.75										0	0	0	0	0	0	0											
93 Zach Collier, L ERA: 1.23										1	0	1	0	0	0	0											
53 Rafael Martin, R ERA: 3.52										0	0	0	0	0	0	0											
48 Neal Cotts, L ERA: 3.52										0	0	0	0	0	0	0											
										0	0	0	0	0	0	0											
										0	0	0	0	0	0	0											
										0	0	0	0	0	0	0											
										0	0	0	0	0	0	0											
										0	0	0	0	0	0	0											
Inning Stats	R: 0 E: 0 K: 0 S: 3	H: 0 LOB: 0 BB: 0 P: 4	R: 0 E: 0 K: 0 S: 3	H: 1 LOB: 1 BB: 0 P: 4	R: 0 E: 0 K: 2 S: 9	H: 0 LOB: 0 BB: 0 P: 9	R: 0 E: 0 K: 0 S: 3	H: 1 LOB: 0 BB: 0 P: 3	R: 0 E: 0 K: 1 S: 6	H: 1 LOB: 2 BB: 0 P: 7	R: 1 E: 0 K: 0 S: 4	H: 2 LOB: 0 BB: 0 P: 5	R: 0 E: 0 K: 0 S: 3	H: 0 LOB: 0 BB: 0 P: 3	R: 0 E: 1 K: 0 S: 4	H: 1 LOB: 1 BB: 0 P: 4	R: 0 E: 0 K: 2 S: 7	H: 0 LOB: 0 BB: 0 P: 7	1B: 5 2B: 1 3B: 0 HR: 0	SF: 0 SAC: 0 DP: 3 HBP: 2	WP: 0 PB: 0 SB: 1 CS: 1	PA: 32					
PITCHER	IP	WLS	BF	H	R	ER	SO	BB	IBB	HBP	BLK	WP	HR	S	P	ERA	WHIP										
18 Carlos Martinez, R ERA: 12.6	5.0	W	18	3	0	0	3	0	0	2	0	0	0	24	27	0.00	0.600										
21 Brett Cecil, L ERA: 12.6	1.0		4	2	1	1	0	0	0	0	0	0	0	4	5	9.00	2.000										
30 Jonathan Broxton, R ERA: 2.0	1.0	H	3	0	0	0	0	0	0	0	0	0	0	3	3	0.00	0.000										
91 Dakota Hudson, R ERA: 1.84	1.0		4	1	0	0	0	0	0	0	0	0	0	4	4	0.00	1.000										
53 John Gant, R ERA: 1.84	1.0		3	0	0	0	2	0	0	0	0	0	0	7	7	0.00	0.000										

Batter	1	2	3	4	5	6	7	8	9	AB	R	H	RBI	BB	SO	LOB	BOTTOM										
25 Dexter Fowler, S OBP: 0.500, SLG: 0.500	P6									3	1	1	1	0	1	0	Washington Nationals @ St. Louis Cardinals Roger Dean Stadium, Jupiter, FL Wed Mar 22 2017, 1:09 PM - 3:46 PM EDT Att: 6,444 - Sunny - 81 F										
87 Paul DeJong, R OBP: 0.298, SLG: 0.452										0	1	0	0	1	0	0											
35 Greg Garcia, L OBP: 0.405, SLG: 0.605										4	2	3	1	0	1	2											
13 Matt Carpenter, L OBP: 0.368, SLG: 0.667										3	0	2	4	0	0	1											
27 Jhonny Peralta, R OBP: 0.247										3	0	1	0	0	1	1											
21 Brett Cecil, R ERA: 4.35										0	0	0	0	0	0	0											
30 Jonathan Broxton, R OBP: 0.465, SLG: 0.336										1	0	0	0	0	0	1											
28 Tommy Pham, R OBP: 0.359, SLG: 0.336										0	0	0	0	0	0	0											
91 Dakota Hudson, R ERA: 1.84										0	0	0	0	0	0	0											
53 John Gant, R ERA: 1.84										0	0	0	0	0	0	0											
55 Stephen Piscotty, R OBP: 0.289, SLG: 0.211										3	0	1	0	0	1	0											
75 Adolis Garcia, R OBP: 0.222, SLG: 0.429										0	0	0	0	1	0	0											
15 Randal Grichuk, R OBP: 0.288, SLG: 0.452										4	0	0	0	0	2	1											
16 Kolten Wong, L OBP: 0.273, SLG: 0.205										3	1	1	0	1	1	1											
41 Eric Fryer, R OBP: 0.290, SLG: 0.333										3	1	1	0	0	1	2											
18 Carlos Martinez, R ERA: 3.86										1	0	0	0	0	0	0											
32 Matt Adams, L OBP: 0.341, SLG: 0.639										2	0	0	0	0	1	2											
Inning Stats	R: 1 E: 0 K: 0 S: 5	H: 3 LOB: 2 BB: 0 P: 5	R: 0 E: 0 K: 2 S: 6	H: 0 LOB: 1 BB: 1 P: 12	R: 0 E: 0 K: 1 S: 6	H: 1 LOB: 0 BB: 0 P: 6	R: 0 E: 0 K: 1 S: 5	H: 0 LOB: 0 BB: 0 P: 5	R: 3 E: 0 K: 1 S: 9	H: 4 LOB: 1 BB: 0 P: 9	R: 0 E: 0 K: 2 S: 9	H: 0 LOB: 0 BB: 0 P: 9	R: 2 E: 0 K: 3 S: 13	H: 2 LOB: 1 BB: 1 P: 19	R: 0 E: 0 K: 0 S: 2	H: 0 LOB: 0 BB: 1 P: 6	R: 0 E: 0 K: 2 S: 2	H: 0 LOB: 0 BB: 1 P: 6	1B: 4 2B: 4 3B: 2 HR: 0	SF: 1 SAC: 0 DP: 1 HBP: 0	WP: 0 PB: 0 SB: 2 CS: 1	PA: 35					
PITCHER	IP	WLS	BF	H	R	ER	SO	BB	IBB	HBP	BLK	WP	HR	S	P	ERA	WHIP										
31 Max Scherzer, R ERA: 3.86	4.2	L	18	5	2	2	4	0	0	0	0	0	0	15	15	13.50	2.250										
74 Joe Nathan, R ERA: 4.35	1.1		7	3	2	2	3	0	0	0	0	0	0	15	15	13.50	2.250										
56 Joe Blanton, R ERA: 6.75	1.0		6	2	2	2	3	1	0	0	0	0	0	13	19	18.00	3.000										
53 Rafael Martin, R ERA: 1.23	0.1		2	0	0	0	0	1	0	0	0	0	0	1	5	0.00	3.000										
48 Neal Cotts, L ERA: 3.52	0.2		1	0	0	0	0	0	0	0	0	0	0	1	1	0.00	0.000										

Washington Nationals @ St. Louis Cardinals
 Roger Dean Stadium, Jupiter, FL
 Wed Mar 22 2017, 1:09 PM - 3:46 PM EDT
 Att: 6,444 - Sunny - 81 F



Batter	1	2	3	4	5	6	7	8	9	AB	R	H	RBI	BB	SO	LOB	TOP										
7 José Reyes, S OBP: 0.238, SLG: 0.158 (1, 5)	G6-3			F8		P3			K	3	0	0	0	0	0	0	<p>New York Mets @ Washington Nationals The Ballpark of the Palm Beaches, West Palm Beach, FL</p> <p>Thu Mar 23 2017, 1:47 PM - 4:14 PM EDT Att: 6,086 - Cloudy - 73 F</p> <p>livebaseballscorecards.com</p> <p>AB 31 R 0 H 4 RBI 0 BB 0 SO 7 LOB 7</p> 										
1 Andrés Giménez, L OBP: 0.167, SLG: 0.167 (7, 6)	G1-3			52 1B		P3			30 G3-1 30 WP 1B	1	0	0	0	0	1												
13 Adrúbal Cabrera, S OBP: 0.442, SLG: 0.735 (1, 6)	G1-3									2	0	1	0	0	0	0											
56 Ty Kelly, S OBP: 0.391, SLG: 0.222 (4, PR) (7, 4)										2	0	1	0	0	0	0											
52 Yoenis Cespedes, R OBP: 0.436, SLG: 0.842 (1, 7)	K									3	0	1	0	0	2	0											
30 Michael Conforto, L OBP: 0.354, SLG: 0.596 (7, 7)										1	0	0	0	0	0	1											
3 Curtis Granderson, L OBP: 0.341, SLG: 0.583 (1, 8)	G1-3									3	0	0	0	0	1	2											
12 Juan Lagares, R OBP: 0.229, SLG: 0.263 (7, 8)										1	0	0	0	0	1	1											
20 Neil Walker, S OBP: 0.356, SLG: 0.585 (1, 4)	G6-3									3	0	0	0	0	0	2											
85 L.J. Mazzilli, R OBP: 0.174, SLG: 0.409 (7, 5)										0	0	0	0	0	0	0											
19 Jay Bruce, L OBP: 0.308, SLG: 0.424 (1, 9)	G6-3									2	0	0	0	0	0	0											
95 Kevin Kaczmarski, L OBP: 0.583, SLG: 0.909 (7, 9)										1	0	0	0	0	1	0											
21 Lucas Duda, L OBP: 0.314, SLG: 0.594 (1, 3)										2	0	0	0	0	0	0											
4 Wilmer Flores, R OBP: 0.341, SLG: 0.447 (7, 3)										1	0	0	0	0	0	0											
26 Kevin Plawecki, R OBP: 0.273, SLG: 0.381 (1, 2)										2	0	0	0	0	0	0											
71 Xorge Carrillo, R OBP: 0.231, SLG: 0.385 (7, 2)										1	0	1	0	0	0	0											
65 Robert Gsellman, R (1, 1)										2	0	0	0	0	1	0											
49 Josh Smoker, L (6, 1)										0	0	0	0	0	0	0											
47 Hansel Robles, R (7, 1)										0	0	0	0	0	0	0											
18 Travis d'Arnaud, R OBP: 0.409, SLG: 0.564 (8, PH)										1	0	0	0	0	0	1											
79 Paul Sewald, R (8, 1)										0	0	0	0	0	0	0											
Inning Stats	R: 0 E: 0 K: 1 S: 5	H: 0 LOB: 0 BB: 0 P: 5	R: 0 E: 0 K: 0 S: 3	H: 0 LOB: 0 BB: 0 P: 3	R: 0 E: 0 K: 1 S: 5	H: 0 LOB: 0 BB: 0 P: 5	R: 0 E: 0 K: 1 S: 7	H: 2 LOB: 2 BB: 0 P: 7	R: 0 E: 0 K: 0 S: 3	H: 0 LOB: 0 BB: 0 P: 3	R: 0 E: 0 K: 0 S: 3	H: 0 LOB: 0 BB: 0 P: 3	R: 0 E: 0 K: 1 S: 5	H: 1 LOB: 1 BB: 0 P: 6	R: 0 E: 0 K: 2 S: 8	H: 1 LOB: 1 BB: 0 P: 9	1B: 4 2B: 0 3B: 0 HR: 0	SF: 0 SAC: 0 DP: 0 HBP: 0	WP: 1 PB: 0 CS: 0	PA: 31							
PITCHER	IP	WLS	BF	H	R	ER	SO	BB	IBB	HBP	BLK	WP	HR	S	P	ERA	WHIP										
62 Erick Fedde, R ERA: 3.29 (1, 1)	5.0	W	17	2	0	0	3	0	0	0	0	0	0	23	23	0.00	0.400										
72 Enny Romero, L ERA: (6, 1)	1.0	H	3	0	0	0	0	0	0	0	0	0	0	3	3	0.00	0.000										
74 Joe Nathan, R ERA: 4.22 (7, 1)	0.1	H	1	0	0	0	1	0	0	0	0	0	0	3	3	0.00	0.000										
33 Matt Grace, L ERA: 2.7 (7, 1)	0.2	H	2	0	0	0	0	0	0	0	0	0	0	2	2	0.00	0.000										
36 Sammy Solis, L ERA: 3.52 (8, 1)	1.0	H	4	1	0	0	1	0	0	0	0	0	0	6	6	0.00	1.000										

Batter	1	2	3	4	5	6	7	8	9	AB	R	H	RBI	BB	SO	LOB	BOTTOM										
7 Trea Turner, R OBP: 0.275, SLG: 0.298 (1, 6)	G5-3									3	1	0	0	0	0	0	<p>New York Mets @ Washington Nationals The Ballpark of the Palm Beaches, West Palm Beach, FL</p> <p>Thu Mar 23 2017, 1:47 PM - 4:14 PM EDT Att: 6,086 - Cloudy - 73 F</p> <p>livebaseballscorecards.com</p> <p>AB 30 R 1 H 5 RBI 1 BB 3 SO 5 LOB 19</p> 										
16 Emmanuel Burriss, S OBP: 0.290, SLG: 0.321 (6, 6)										1	0	0	0	0	1	0											
28 Jayson Werth, R OBP: 0.231, SLG: 0.257 (1, 7)										3	0	1	0	0	0	1											
14 Chris Heisey, R OBP: 0.333, SLG: 0.250 (7, 7)	34 1B									1	0	0	0	0	1	0											
34 Bryce Harper, L OBP: 0.498, SLG: 0.810 (1, 9)										3	0	2	0	0	0	1											
68 Andrew Stevenson, L OBP: 0.360, SLG: 0.583 (6, PR) (7, 9)	6 F7 1B									1	0	1	0	0	0	0											
6 Anthony Rendon, R OBP: 0.378, SLG: 0.487 (1, 5)										2	0	1	1	0	0	2											
19 Brandon Snyder, R OBP: 0.429, SLG: 0.461 (6, 5)	F7									0	0	0	0	2	0	0											
11 Ryan Zimmerman, R OBP: 0.405, SLG: 0.429 (1, 3)										2	0	0	0	1	1	3											
25 Clint Robinson, L OBP: 0.279, SLG: 0.211 (7, 3)										1	0	0	0	0	0	2											
8 Brian Goodwin, L OBP: 0.217, SLG: 0.128 (1, 8)	K									4	0	0	0	0	1	7											
10 Stephen Drew, L OBP: 0.275, SLG: 0.286 (1, 4)										3	0	0	0	0	0	3											
1 Wilmer Difo, S OBP: 0.364, SLG: 0.475 (7, 4)										0	0	0	0	0	0	0											
32 Matt Wieters, S OBP: 0.118, SLG: 0.176 (1, 2)										3	0	0	0	0	1	0											
29 Pedro Severino, R OBP: 0.348, SLG: 0.384 (8, 2)										0	0	0	0	0	0	0											
62 Erick Fedde, R ERA: 1.56 (1, 1)										1	0	0	0	0	0	0											
26 Adam Lind, L OBP: 0.207, SLG: 0.266 (5, PH) (6, 1)										1	0	0	0	0	0	0											
72 Enny Romero, R ERA: 1.64 (6, 1)										0	0	0	0	0	0	0											
74 Joe Nathan, R (7, 1)										0	0	0	0	0	0	0											
33 Matt Grace, L (7, 1)										0	0	0	0	0	0	0											
59 Jose Lobaton, S OBP: 0.266, SLG: 0.329 (7, PH) (8, 1)										1	0	0	0	0	0	0											
36 Sammy Solis, R (8, 1)										0	0	0	0	0	0	0											
45 Blake Treinen, R ERA: 1.59 (8, 1)										0	0	0	0	0	0	0											
Inning Stats	R: 0 E: 0 K: 1 S: 7	H: 2 LOB: 3 BB: 1 P: 11	R: 0 E: 0 K: 0 S: 3	H: 0 LOB: 0 BB: 0 P: 3	R: 1 E: 1 K: 1 S: 7	H: 1 LOB: 1 BB: 0 P: 7	R: 0 E: 0 K: 0 S: 3	H: 0 LOB: 0 BB: 0 P: 3	R: 0 E: 0 K: 0 S: 4	H: 1 LOB: 3 BB: 1 P: 8	R: 0 E: 0 K: 2 S: 7	H: 0 LOB: 0 BB: 0 P: 7	R: 0 E: 0 K: 1 S: 6	H: 1 LOB: 2 BB: 1 P: 10	1B: 2 2B: 3 3B: 0 HR: 0	SF: 0 SAC: 0 DP: 0 HBP: 0	WP: 0 PB: 0 CS: 0	PA: 33									
PITCHER	IP	WLS	BF	H	R	ER	SO	BB	IBB	HBP	BLK	WP	HR	S	P	ERA	WHIP										
65 Robert Gsellman, R ERA: 1.56 (1, 1)	5.1	L	23	4	1	0	2	2	0	0	0	0	0	25	33	0.00	1.125										
49 Josh Smoker, L ERA: 1.64 (6, 1)	0.2		2	0	0	0	0	0	0	0	0	0	0	2	2	0.00	0.000										
47 Hansel Robles, R ERA: (7, 1)	1.0		3	0	0	0	2	0	0	0	0	0	0	7	7	0.00	0.000										
79 Paul Sewald, R ERA: 1.59 (8, 1)	1.0		5	1	0	0	1	1	0	0	0	0	0	6	10	0.00	2.000										

Batter	1	2	3	4	5	6	7	8	9	AB	R	H	RBI	BB	SO	LOB	TOP								
25 Dexter Fowler, S (1, 8) OBP: 0.488, SLG: 0.548 86 Patrick Wisdom, R (6, 5) OBP: 0.371, SLG: 0.655	G4-3			F7		27 SF8 3B		G4-3		3	1	1	1	0	0	0	St. Louis Cardinals @ Washington Nationals The Ballpark of the Palm Beaches, West Palm Beach, FL Fri Mar 24 2017, 1:08 PM - 3:48 PM EDT Att: 5,078 - Partly Cloudy - 74 F								
36 Aledmys Diaz, R (1, 6) OBP: 0.366, SLG: 0.447	P6			P2		G5-3		75 F9 2B		4	0	1	0	0	0	1									
27 Jhonny Peralta, R (1, 5) OBP: 0.244, SLG: 0.425 75 Adolis Garcia, R (6, 8) OBP: 0.250, SLG: 0.400	F9			G5-3		SF8		F9		2	0	0	1	0	0	0									
3 Jedd Gvorko, R (1, 10) OBP: 0.310, SLG: 0.500 65 Chad Huffman, R (8, PH) OBP: 0.316, SLG: 0.188		32 CS BB				G5-3		F8		2	0	0	0	1	0	0									
32 Matt Adams, L (1, 7) OBP: 0.356, SLG: 0.615 88 Harrison Bader, R (7, PR) OBP: 0.388, SLG: 0.533		K				58 HBP BB		58 F7 35 1B		2	0	1	0	1	1	1									
58 José Martínez, R (1, 3) OBP: 0.491, SLG: 0.756	L5							F7		3	0	1	0	0	0	1									
35 Greg Garcia, L (1, 4) OBP: 0.383, SLG: 0.558				G3-1				71 S 35 FC4-5 1B		4	0	1	1	0	1	4									
28 Tommy Pham, R (1, 9) OBP: 0.320, SLG: 0.279				G1-3				1-2 3H		4	0	0	0	0	2	5									
71 Carson Kelly, R (1, 2) OBP: 0.308, SLG: 0.188				K						4	1	1	0	0	2	3									
Inning Stats	R: 0 E: 0 K: 0 S: 3	H: 0 LOB: 0 BB: 0 P: 3	R: 0 E: 0 K: 1 S: 4	H: 0 LOB: 0 BB: 1 P: 8	R: 0 E: 0 K: 1 S: 5	H: 0 LOB: 0 BB: 0 P: 5	R: 0 E: 0 K: 0 S: 3	H: 0 LOB: 0 BB: 0 P: 3	R: 0 E: 0 K: 1 S: 5	H: 0 LOB: 2 BB: 0 P: 10	R: 2 E: 0 K: 0 S: 5	H: 2 LOB: 0 BB: 0 P: 5	R: 1 E: 0 K: 1 S: 7	H: 2 LOB: 1 BB: 0 P: 7	R: 0 E: 0 K: 0 S: 4	H: 1 LOB: 1 BB: 0 P: 4		R: 0 E: 1 K: 2 S: 9	H: 2 LOB: 2 BB: 0 P: 9	1B: 5 2B: 2 3B: 1 HR: 0	SF: 1 SAC: 0 DP: 1 HBP: 1	WP: 0 PB: 0 SB: 1 CS: 1	PA: 36		
PITCHER	IP	WLS	BF	H	R	ER	SO	BB	IBB	HBP	BLK	WP	HR	S	P	ERA	WHIP								
80 Jeremy Guthrie, R (1, 1) ERA: 2.45	4.1		15	0	0	0	2	2	0	1	0	0	0	16	25	0.00	0.462								
46 Oliver Pérez, L (5, 1) ERA: 4.15	0.2		2	0	0	0	1	0	0	0	0	0	0	4	4	0.00	0.000								
30 Koda Glover, R (6, 1) ERA: 3.72	1.2	L	9	4	3	3	1	0	0	0	0	0	0	11	11	16.20	2.400								
48 Neal Cotts, L (7, 1) ERA: 3.0	1.1		5	1	0	0	0	0	0	0	0	0	0	5	5	0.00	0.750								
56 Joe Blanton, R (9, 1) ERA: 5.4	1.0		5	2	0	0	2	0	0	0	0	0	0	9	9	0.00	2.000								

Batter	1	2	3	4	5	6	7	8	9	AB	R	H	RBI	BB	SO	LOB	BOTTOM								
7 Trea Turner, R (1, 6) OBP: 0.291, SLG: 0.314	43 FC1-6 1B		G6-3			43 FC4-6 1B		K		4	0	2	0	0	1	0	St. Louis Cardinals @ Washington Nationals The Ballpark of the Palm Beaches, West Palm Beach, FL Fri Mar 24 2017, 1:08 PM - 3:48 PM EDT Att: 5,078 - Partly Cloudy - 74 F								
43 Corban Joseph, L (1, 4) OBP: 0.217, SLG: 0.200	28 BB 6 1B 1-2		K			6 F9 34 1B 1-2		G4-3		4	1	0	0	0	1	2									
34 Bryce Harper, L (1, 9) OBP: 0.404, SLG: 0.778 Rafael Bautista, R (6, PR) OBP: 0.324, SLG: 0.364	K		G5-3			11 BB 28 1B 1-2		P6		3	0	1	0	0	1	1									
6 Anthony Rendon, R (1, 5) OBP: 0.375, SLG: 0.476 94 Kelvin Gutiérrez, R (8, 5) OBP: 0.667, SLG: 0.667	28 BB 1-2					F9		G6-3		3	0	1	0	0	0	2									
28 Jayson Werth, R (1, 7) OBP: 0.262, SLG: 0.270 94 Isaac Ballou, L (6, PR) OBP: 0.250, SLG: 0.500				K		11 BB 1-2		F8		2	0	1	1	1	1	0									
11 Ryan Zimmerman, R (1, 3) OBP: 0.400, SLG: 0.400 18 Neftali Soto, R (8, 3) OBP: 0.290, SLG: 0.400	F8			G5-3		3H 1-2		2 1B BB		2	0	0	0	1	0	3									
2 Adam Eaton, L (1, 8) OBP: 0.229, SLG: 0.340			G6-3			1-2		1B		4	0	1	0	0	1	3									
32 Matt Wieters, S (1, 2) OBP: 0.100, SLG: 0.150 19 Brandon Snyder, R (8, 2) OBP: 0.417, SLG: 0.464			G1					F7		3	0	0	0	0	0	0									
3 Michael Taylor, R (1, 10) OBP: 0.400, SLG: 0.650			G4-3					K		4	0	0	0	0	2	2									
Inning Stats	R: 0 E: 1 K: 1 S: 7	H: 2 LOB: 3 BB: 1 P: 11	R: 0 E: 0 K: 0 S: 3	H: 0 LOB: 0 BB: 0 P: 3	R: 0 E: 0 K: 1 S: 5	H: 0 LOB: 0 BB: 0 P: 5	R: 0 E: 0 K: 1 S: 5	H: 0 LOB: 0 BB: 0 P: 5	R: 0 E: 0 K: 2 S: 7	H: 0 LOB: 0 BB: 0 P: 7	R: 0 E: 0 K: 0 S: 3	H: 0 LOB: 0 BB: 0 P: 3	R: 0 E: 0 K: 2 S: 8	H: 1 LOB: 2 BB: 1 P: 12	R: 0 E: 0 K: 0 S: 8	H: 1 LOB: 2 BB: 1 P: 12		1B: 6 2B: 0 3B: 0 HR: 0	SF: 0 SAC: 0 DP: 0 HBP: 0	WP: 0 PB: 0 SB: 0 CS: 0	PA: 36				
PITCHER	IP	WLS	BF	H	R	ER	SO	BB	IBB	HBP	BLK	WP	HR	S	P	ERA	WHIP								
52 Michael Wacha, R (1, 1) ERA: 2.05	5.0	W	18	2	0	0	3	1	0	0	0	0	0	15	19	4.50	2.000								
44 Trevor Rosenthal, R (6, 1) ERA: 1.8	2.0	H	10	3	1	1	3	1	0	0	0	0	0	11	15	0.00	1.000								
63 Miguel Socolovich, R (8, 1) ERA: 3.27	2.0	S	8	1	0	0	2	1	0	0	0	0	0	11	15	0.00	1.000								

Batter	1	2	3	4	5	6	7	8	9	AB	R	H	RBI	BB	SO	LOB	TOP			
1 Wilmer Difo, S (1, 6) OBP: 0.354, SLG: 0.455										4	0	1	0	0	0	1	Washington Nationals @ Miami Marlins Roger Dean Stadium, Jupiter, FL Fri Mar 24 2017, 7:12 PM - 9:55 PM EDT Att: 3,689 - Partly Cloudy - 75 F			
8 Brian Goodwin, L (1, 9) OBP: 0.220, SLG: 0.119										3	0	0	0	1	2	1				
26 Adam Lind, L (1, 3) OBP: 0.214, SLG: 0.225										4	0	0	0	0	0	3				
25 Clint Robinson, L (1, 10) OBP: 0.304, SLG: 0.288										3	0	2	0	0	0	1				
4 Jhonatan Solano, R (9, PH) OBP: 0.250, SLG: 0.889										1	0	0	0	0	0	0				
10 Stephen Drew, L (1, 4) OBP: 0.273, SLG: 0.282										4	0	1	0	0	0	1				
14 Chris Heisey, R (1, 7) OBP: 0.324, SLG: 0.250										4	0	1	0	0	2	2				
16 Emmanuel Burriss, S (1, 5) OBP: 0.281, SLG: 0.310										1	0	0	0	0	0	0				
5 Grant Green, R (6, 5) OBP: 0.257, SLG: 0.323										1	0	0	0	0	0	1				
59 Jose Lobaton, S (1, 2) OBP: 0.259, SLG: 0.250										2	0	1	0	0	1	3				
29 Pedro Severino, R (7, PH) OBP: 0.333, SLG: 0.348										1	0	0	0	0	0	1				
93 Zach Collier, L (1, 8) OBP: 0.400, SLG: 0.600										2	0	0	0	0	1	4				
68 Andrew Stevenson, L (6, 8) OBP: 0.355, SLG: 0.553										0	0	0	0	1	0	0				
Inning Stats	R: 0 E: 0 K: 1 S: 5	H: 0 LOB: 0 BB: 0 P: 6	R: 0 E: 1 K: 3 S: 12	H: 2 LOB: 3 BB: 0 P: 12	R: 0 E: 0 K: 1 S: 6	H: 1 LOB: 1 BB: 0 P: 6	R: 0 E: 0 K: 0 S: 3	H: 0 LOB: 0 BB: 0 P: 3	R: 0 E: 0 K: 0 S: 4	H: 1 LOB: 0 BB: 0 P: 4	R: 0 E: 0 K: 0 S: 3	H: 1 LOB: 0 BB: 0 P: 3	R: 0 E: 0 K: 0 S: 2	H: 0 LOB: 1 BB: 2 P: 10	R: 0 E: 0 K: 1 S: 5	H: 0 LOB: 0 BB: 0 P: 8	1B: 5 2B: 1 3B: 0 HR: 0	SF: 0 SAC: 0 DP: 3 HBP: 0	WP: 1 PB: 0 SB: 1 CS: 0	PA: 33
PITCHER	IP WLS BF H R ER SO BB IBB HBP BLK WP HR S P ERA WHIP																			
62 José Ureña, R (1, 1) ERA: 5.14	4.0 W 16 3 0 0 5 0 0 0 0 0 0 0 26 27 0.00 0.750																			
61 Adam Conley, L (5, 1) ERA: 6.94	3.0 H 10 3 0 0 0 0 0 0 0 0 0 0 10 10 0.00 1.000																			
49 Brian Ellington, R (8, 1) ERA: 5.0	1.0 H 4 0 0 0 0 2 0 0 0 0 1 0 2 10 0.00 2.000																			
30 Hunter Cervenka, L (9, 1) ERA: 4.32	1.0 S 3 0 0 0 1 0 0 0 0 0 0 0 5 8 0.00 0.000																			

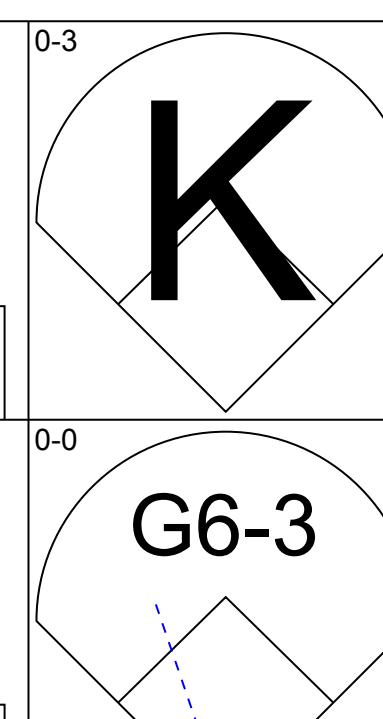
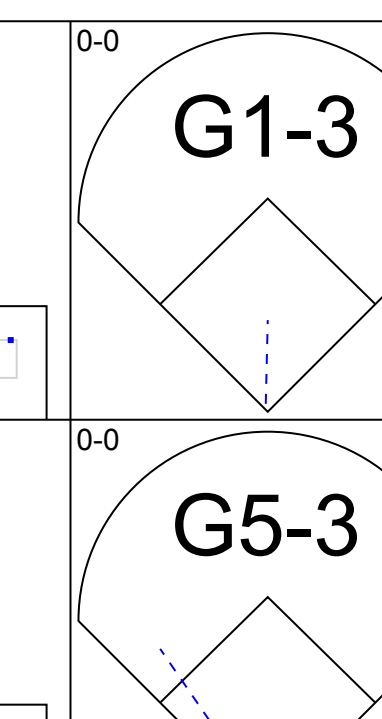
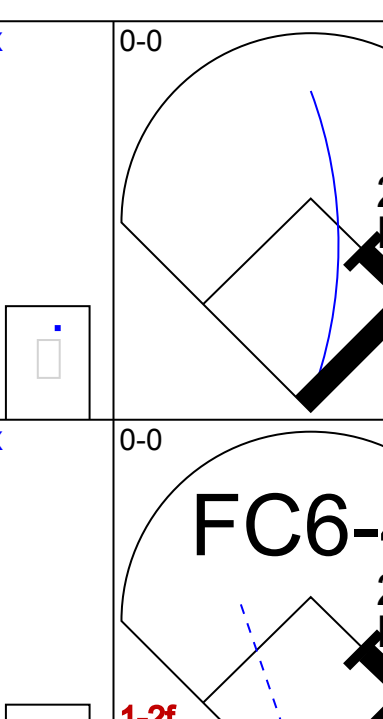
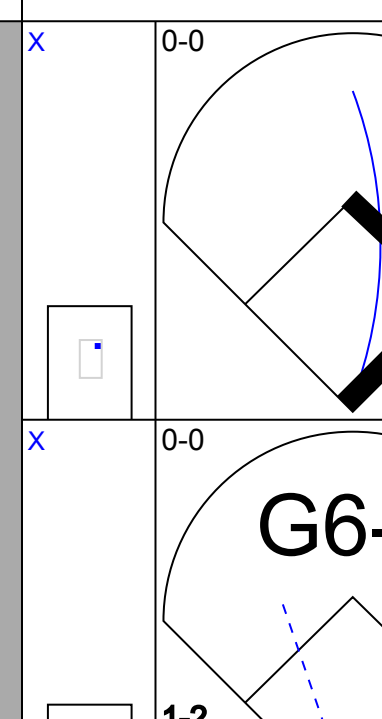
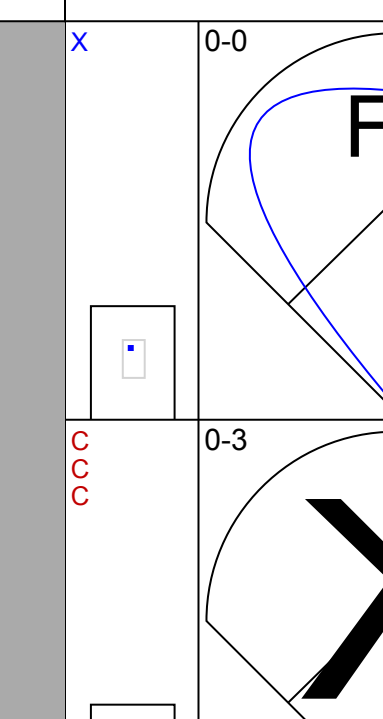
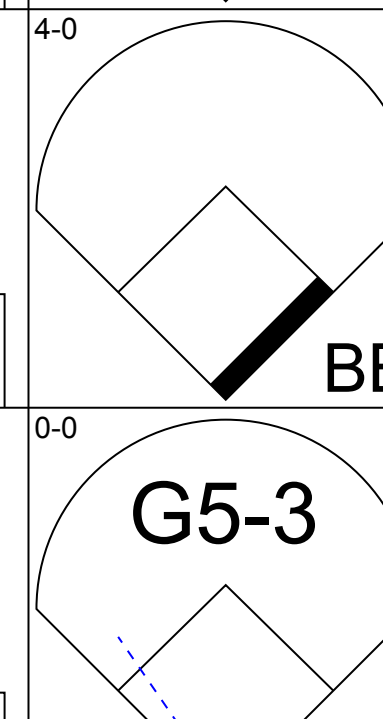

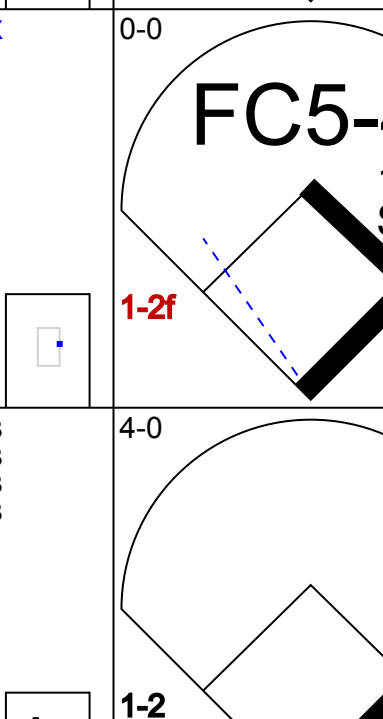
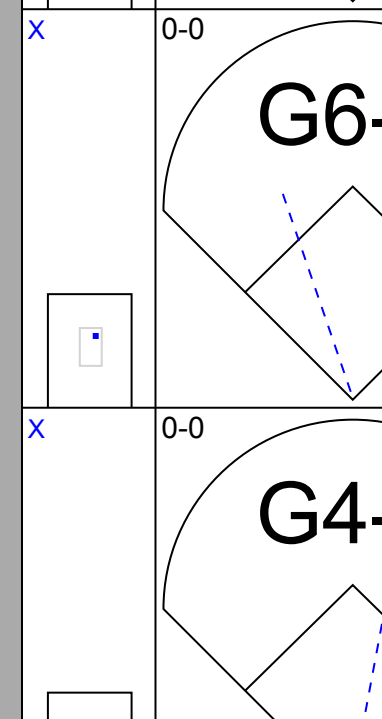


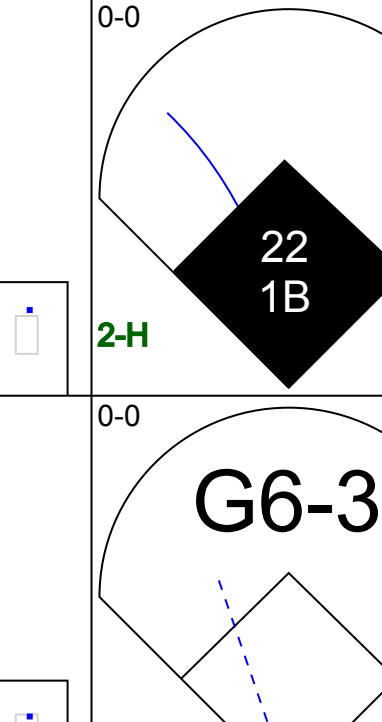
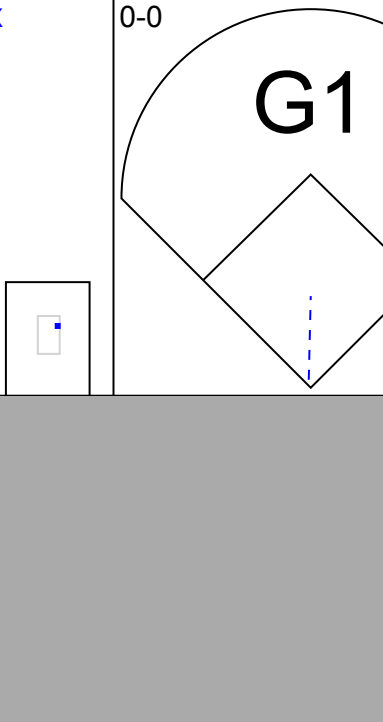


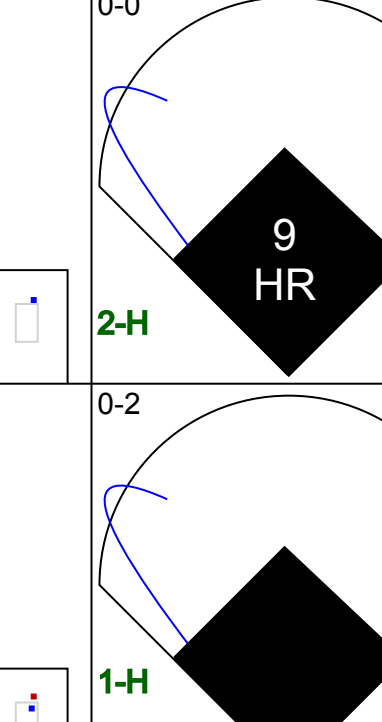

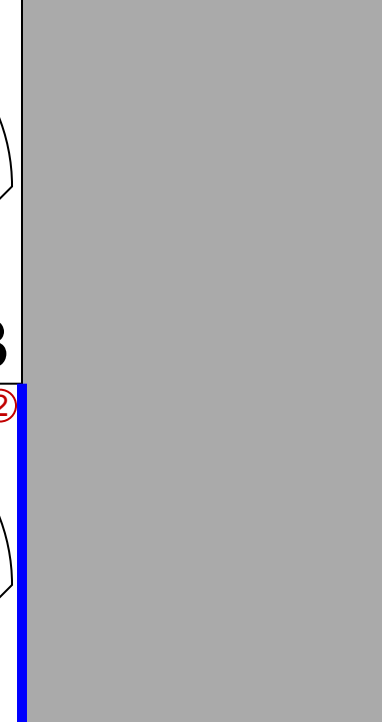
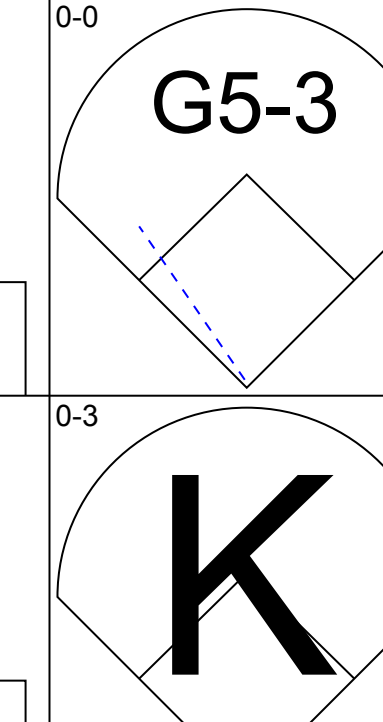
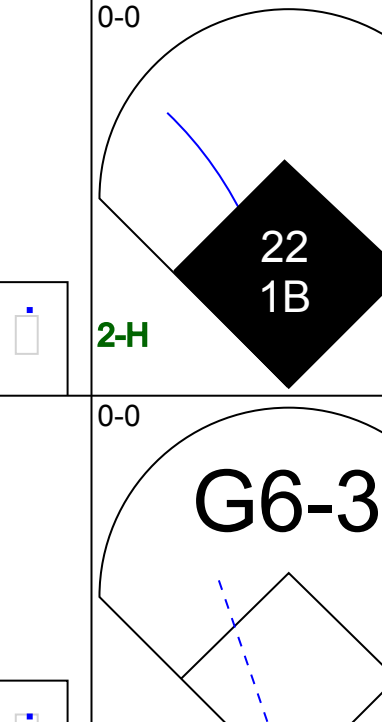
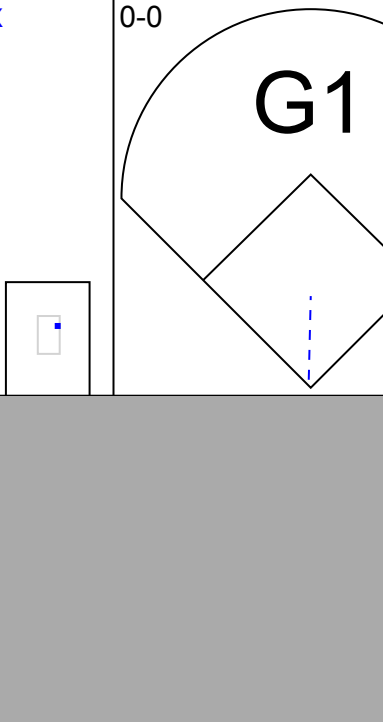
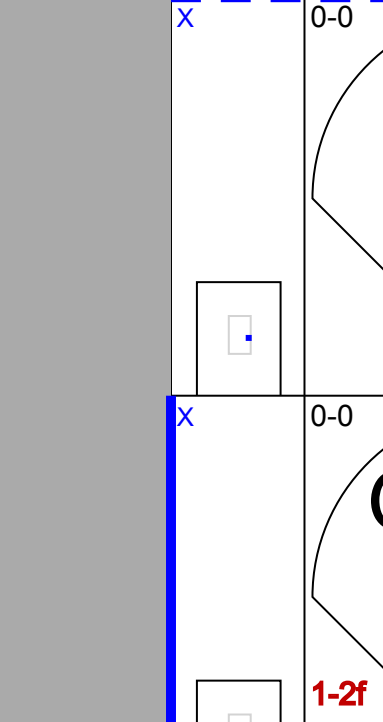

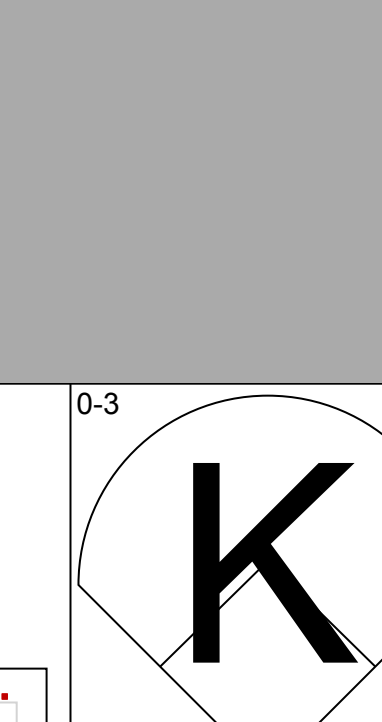
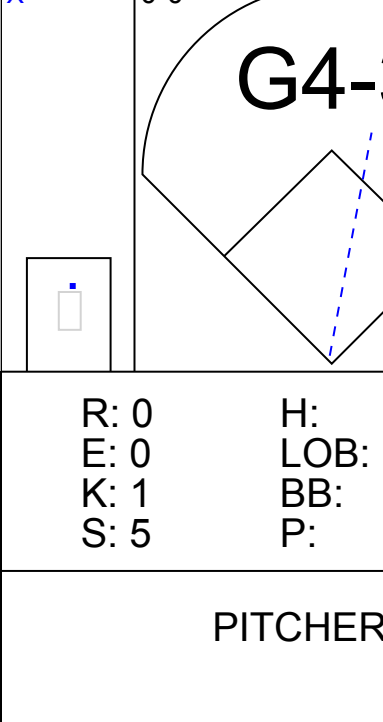


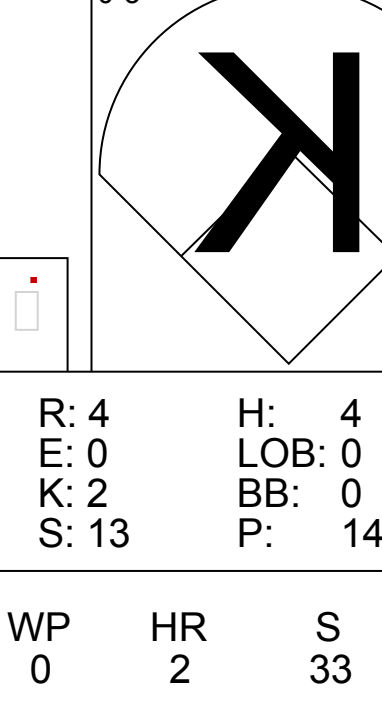
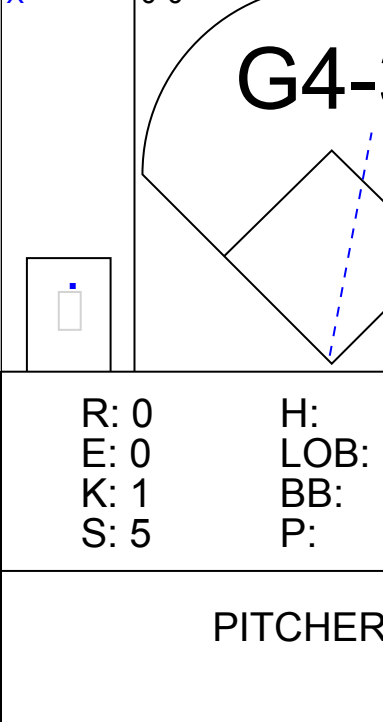
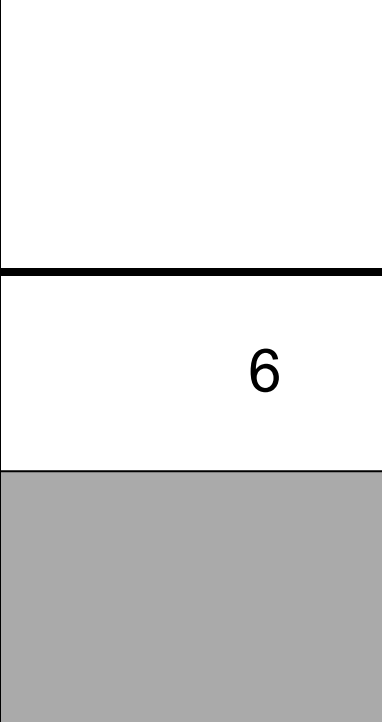
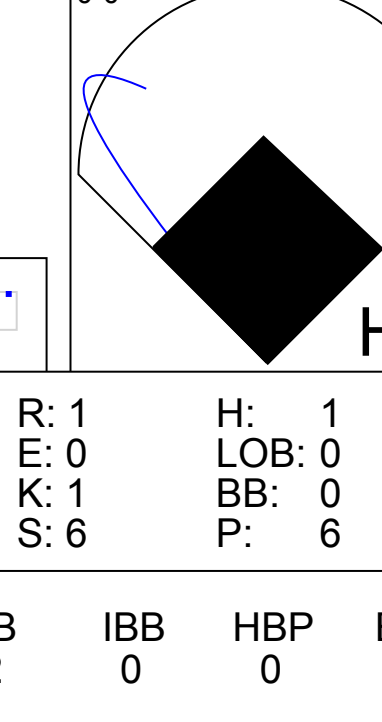
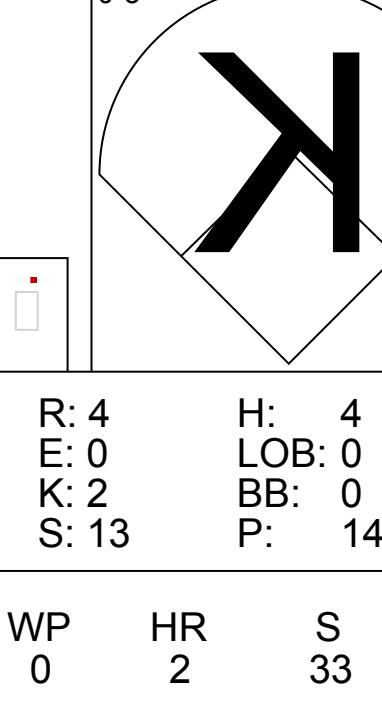
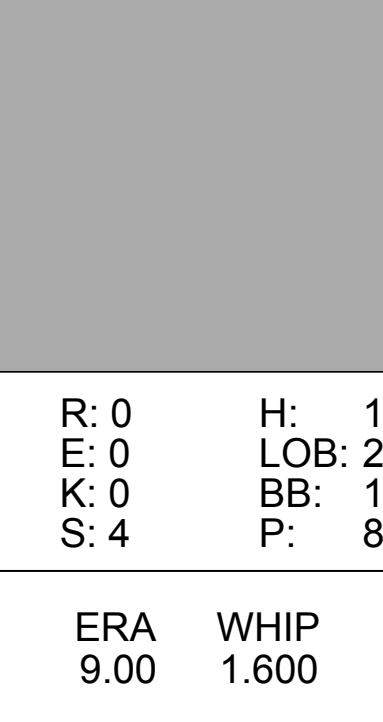
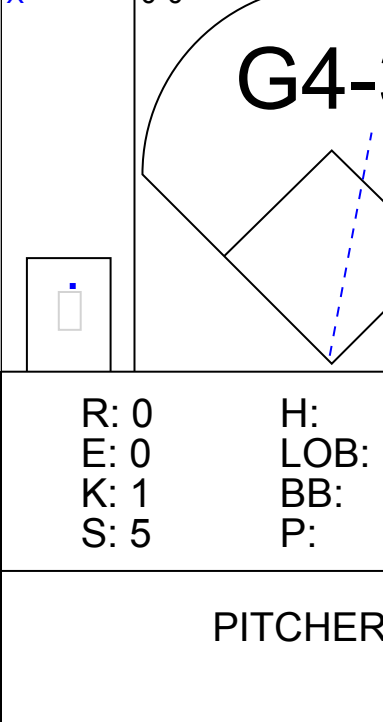
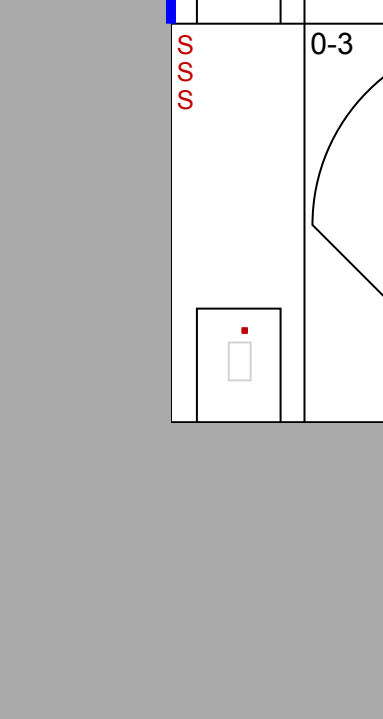
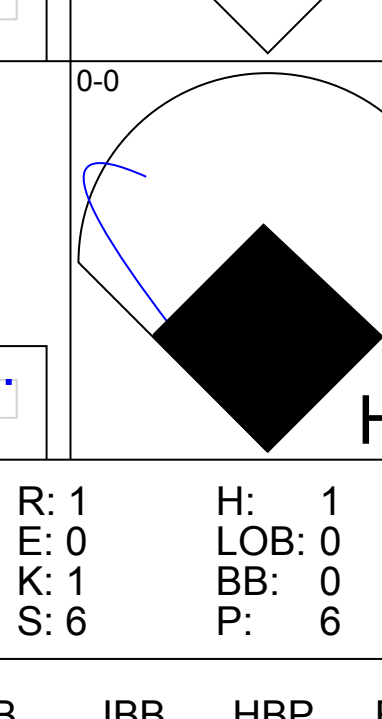
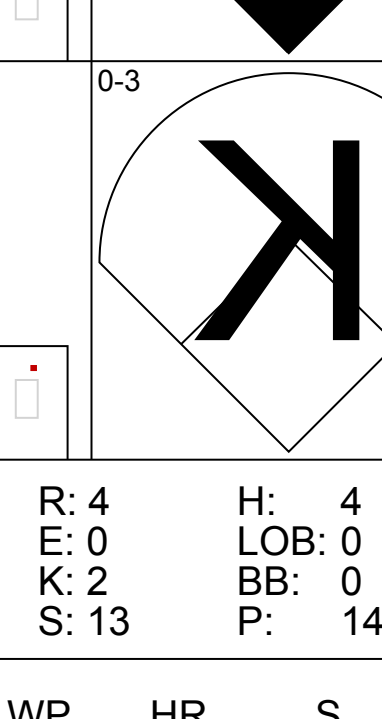
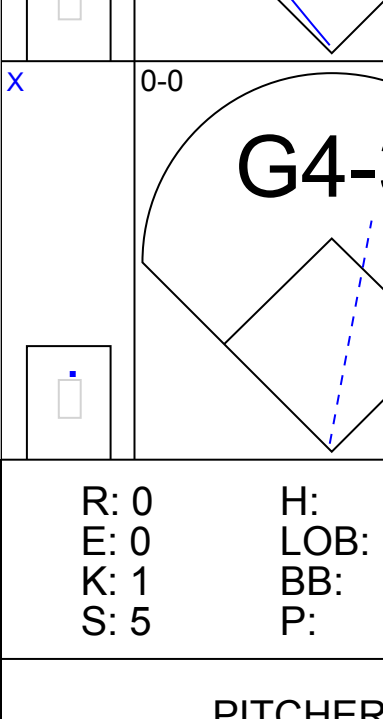

Batter	1	2	3	4	5	6	7	8	9	AB	R	H	RBI	BB	SO	LOB	BOTTOM			
9 Dee Strange-Gordon, L (1, 4) OBP: 0.308, SLG: 0.383										2	0	0	0	1	1	0	Washington Nationals @ Miami Marlins Roger Dean Stadium, Jupiter, FL Fri Mar 24 2017, 7:12 PM - 9:55 PM EDT Att: 3,689 - Partly Cloudy - 75 F			
89 Alex Yarbrough, S (6, 4) OBP: 0.500, SLG: 0.500										1	1	1	0	0	0	0				
3 Adensy Hechavarria, R (1, 6) OBP: 0.300, SLG: 0.440										3	1	1	0	0	0	1				
55 Ryan Jackson, R (7, 6) OBP: 0.316, SLG: 0.371										1	0	0	0	0	0	2				
41 Justin Bour, L (1, 3) OBP: 0.328, SLG: 0.380										2	0	0	0	1	1	1				
94 Dustin Geiger, R (6, PR) OBP: 0.333, SLG: 0.333										1	0	1	1	0	0	0				
13 Marcell Ozuna, R (1, 7) OBP: 0.308, SLG: 0.565										3	0	0	0	0	0	2				
71 Alex Glenn, L (7, 7)										1	0	0	0	0	1	2				
51 Ichiro Suzuki, L (1, 9) OBP: 0.297, SLG: 0.314										3	1	2	1	0	1	0				
74 Rony Cabrera, R (8, 2)										0	0	0	0	0	0	0				
19 Miguel Rojas, R (1, 5) OBP: 0.429, SLG: 0.667										3	0	2	1	0	0	1				
88 J.J. Gould, R (7, PR) OBP: 0.333, SLG: 0.333										0	0	0	0	0	0	0				
50 Matthew den Dekker, L (1, 8) OBP: 0.294, SLG: 0.587										2	0	0	0	0	0	2				
2 Brandon Barnes, R (7, 8) OBP: 0.227, SLG: 0.293										1	0	0	0	0	0	1				
80 Carlos Paulino, R (1, 2) OBP: 0.190, SLG: 0.200										3	0	0	0	0	1	1				
95 Zach Sullivan, R (8, 9) OBP: 0.667, SLG: 1.333										0	0	0	0	0	0	0				
62 José Ureña, R (1, 1) ERA: 5.14										1	0	0	0	0	0	0				
61 Adam Conley, L (5, 1) ERA: 6.94										1	0	0	0	0	0	0				
49 Brian Ellington, R (8, 1) ERA: 5.0										0	0	0	0	0	0	0				
28 Tyler Moore, R (8, PH) OBP: 0.341, SLG: 0.683										1	0	1	0	0	0	0				
30 Hunter Cervenka, L (9, 1) ERA: 4.32										0	0	0	0	0	0	0				
Inning Stats	R: 0 E: 0 K: 0 S: 2	H: 0 LOB: 1 BB: 1 P: 6	R: 0 E: 0 K: 0 S: 4	H: 1 LOB: 0 BB: 0 P: 4	R: 0 E: 0 K: 1 S: 5	H: 0 LOB: 0 BB: 0 P: 5	R: 0 E: 0 K: 1 S: 8	H: 3 LOB: 1 BB: 0 P: 9	R: 0 E: 0 K: 1 S: 5	H: 0 LOB: 0 BB: 0 P: 5	R: 0 E: 0 K: 0 S: 2	H: 0 LOB: 1 BB: 1 P: 6	R: 0 E: 0 K: 1 S: 6	H: 1 LOB: 1 BB: 0 P: 6	R: 1 E: 0 K: 1 S: 9	H: 3 LOB: 2 BB: 0 P: 11	1B: 7 2B: 1 3B: 0 HR: 0	SF: 0 SAC: 0 DP: 2 HBP: 0	WP: 0 PB: 0 SB: 1 CS: 0	PA: 32
PITCHER	IP WLS BF H R ER SO BB IBB HBP BLK WP HR S P ERA WHIP																			
38 Jacob Turner, R (1, 1) ERA: 5.14	4.1 L 17 4 2 2 3 1 0 0 0 0 0 0 22 27 4.15 1.154																			
33 Matt Grace, L (5, 1) ERA: 2.45	0.2 2 0 0 0 0 0 0 0 0 0 0 0 2 2 0.00 0.000																			
50 Vance Worley, R (6, 1) ERA: 5.02	2.0 7 1 0 0 1 1 0 0 0 0 0 0 8 12 0.00 1.000																			
49 Dustin Antolin, R (8, 1) ERA: 6.0	0.2 5 3 1 1 1 0 0 0 0 0 0 0 8 10 13.50 4.500																			
60 Braulio Lara, L (8, 1) ERA: 7.5	0.1 1 0 0 0 0 0 0 0 0 0 0 0 1 1 0.00 0.000																			

AB	30
R	0
H	6
RBI	0
BB	2
SO	6
LOB	18



AB	29
R	3
H	8
RBI	3
BB	2
SO	5
LOB	13



Batter	1	2	3	4	5	6	7	8	9	AB	R	H	RBI	BB	SO	LOB	TOP			
4 George Springer, R OBP: 0.266, SLG: 0.355 97 Myles Straw, R (9, 9)					 1B		 1B			5	0	2	0	0	1	0				
2 Alex Bregman, R OBP: 0.286, SLG: 0.303 (1, 10)					 1-2		 1-2			5	0	0	0	0	0	1	2			
27 Jose Altuve, R OBP: 0.266, SLG: 0.258 82 Mott Hyde, R (7, 4)				 1B	 1-2					3	1	1	0	1	0	2				
1 Carlos Correa, R OBP: 0.375, SLG: 0.188 28 Reid Brignac, L OBP: 0.363, SLG: 0.512 (1, 6)				 1-2	 1-2					3	0	0	0	1	1	3				
10 Yuli Gurriel, R OBP: 0.358, SLG: 0.549 93 Taylor Jones, R (8, PR) (8, 3)				 2B				 1B		4	1	2	1	0	0	2				
11 Evan Gattis, R OBP: 0.300, SLG: 0.233 30 Juan Centeno, L OBP: 0.143, SLG: 0.143 (1, 2)									 1-2	3	0	0	0	0	2	1				
22 Josh Reddick, L OBP: 0.260, SLG: 0.213 78 Ramón Laureano, R OBP: 0.421, SLG: 0.267 (1, 7)				 1B						2	1	1	1	1	0	0				
9 Marwin Gonzalez, S OBP: 0.259, SLG: 0.296 73 J.D. Davis, R OBP: 0.404, SLG: 0.463 (6, 5)				 1B	 1B					3	1	1	2	0	1	1				
6 Jake Marisnick, R OBP: 0.293, SLG: 0.373 (1, 8)			 HR							4	1	1	1	0	2	1				
Inning Stats	R: 0 E: 0 K: 1 S: 5	H: 0 LOB: 1 BB: 1 P: 9	R: 0 E: 0 K: 1 S: 5	H: 0 LOB: 0 BB: 0 P: 5	R: 1 E: 0 K: 1 S: 6	H: 1 LOB: 0 BB: 0 P: 6	R: 4 E: 0 K: 2 S: 13	H: 4 LOB: 0 BB: 0 P: 14	R: 0 E: 0 K: 1 S: 4	H: 0 LOB: 1 BB: 1 P: 9	R: 0 E: 0 K: 0 S: 4	H: 1 LOB: 1 BB: 0 P: 4	R: 0 E: 0 K: 1 S: 6	H: 2 LOB: 1 BB: 0 P: 6	R: 0 E: 0 K: 2 S: 7	H: 0 LOB: 0 BB: 0 P: 7	1B: 6 2B: 1 3B: 0 HR: 2	SF: 0 SAC: 0 DP: 1 HBP: 0	WP: 0 PB: 0 SB: 2 CS: 0	PA: 38
PITCHER	IP WLS BF H R ER SO BB IBB HBP BLK WP HR S P ERA WHIP	IP WLS BF H R ER SO BB IBB HBP BLK WP HR S P ERA WHIP	IP WLS BF H R ER SO BB IBB HBP BLK WP HR S P ERA WHIP	IP WLS BF H R ER SO BB IBB HBP BLK WP HR S P ERA WHIP	IP WLS BF H R ER SO BB IBB HBP BLK WP HR S P ERA WHIP	IP WLS BF H R ER SO BB IBB HBP BLK WP HR S P ERA WHIP	IP WLS BF H R ER SO BB IBB HBP BLK WP HR S P ERA WHIP	IP WLS BF H R ER SO BB IBB HBP BLK WP HR S P ERA WHIP	IP WLS BF H R ER SO BB IBB HBP BLK WP HR S P ERA WHIP	IP WLS BF H R ER SO BB IBB HBP BLK WP HR S P ERA WHIP	IP WLS BF H R ER SO BB IBB HBP BLK WP HR S P ERA WHIP	IP WLS BF H R ER SO BB IBB HBP BLK WP HR S P ERA WHIP	IP WLS BF H R ER SO BB IBB HBP BLK WP HR S P ERA WHIP	IP WLS BF H R ER SO BB IBB HBP BLK WP HR S P ERA WHIP	IP WLS BF H R ER SO BB IBB HBP BLK WP HR S P ERA WHIP	IP WLS BF H R ER SO BB IBB HBP BLK WP HR S P ERA WHIP	IP WLS BF H R ER SO BB IBB HBP BLK WP HR S P ERA WHIP	IP WLS BF H R ER SO BB IBB HBP BLK WP HR S P ERA WHIP	IP WLS BF H R ER SO BB IBB HBP BLK WP HR S P ERA WHIP	IP WLS BF H R ER SO BB IBB HBP BLK WP HR S P ERA WHIP

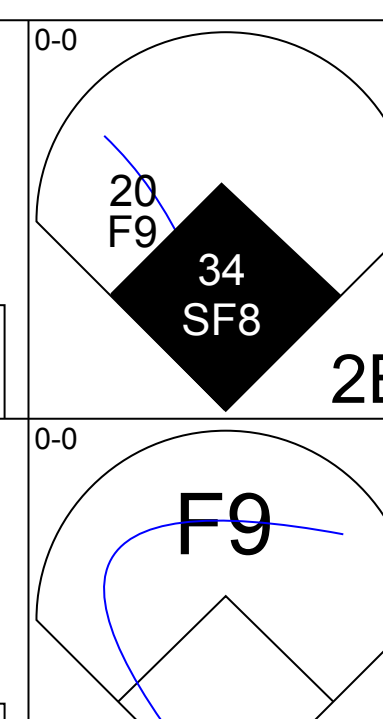
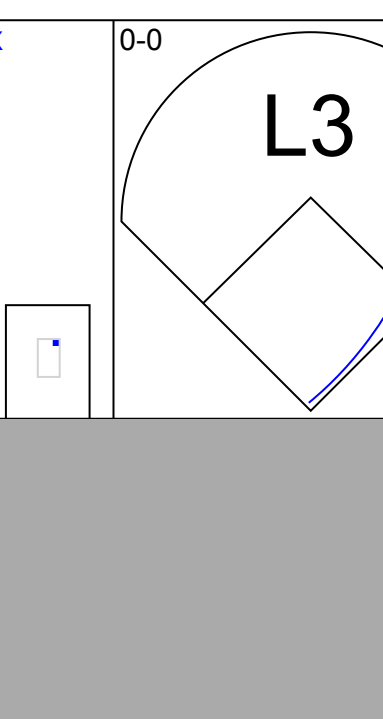
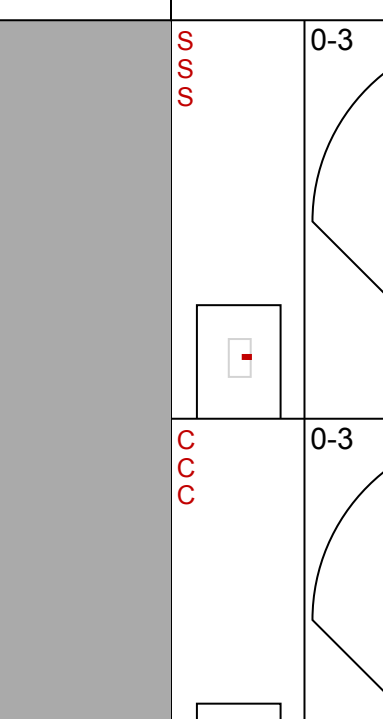
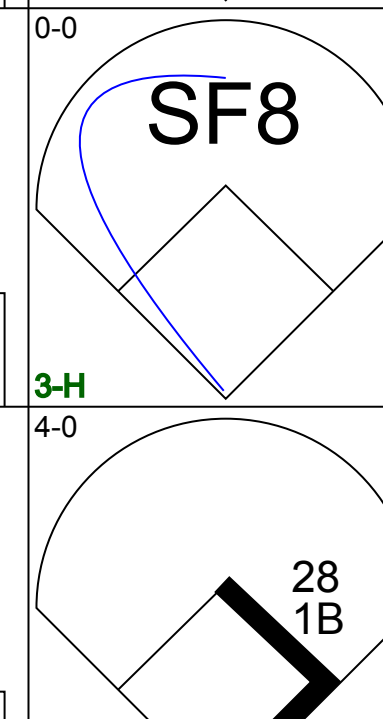
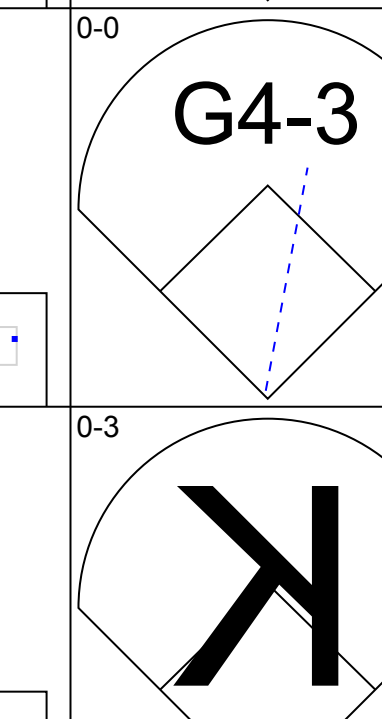


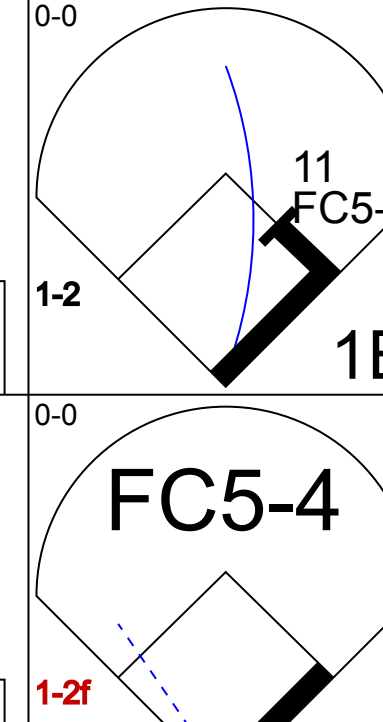


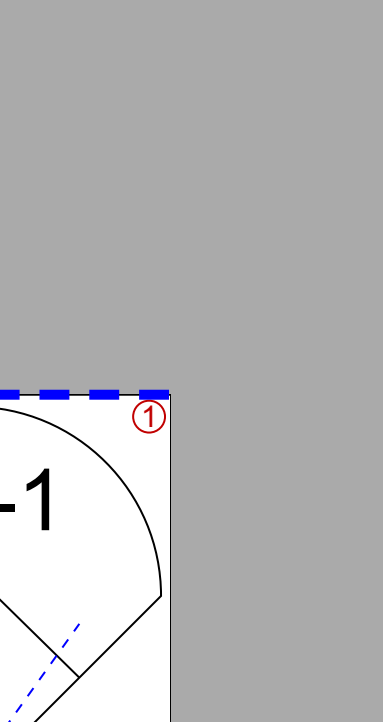


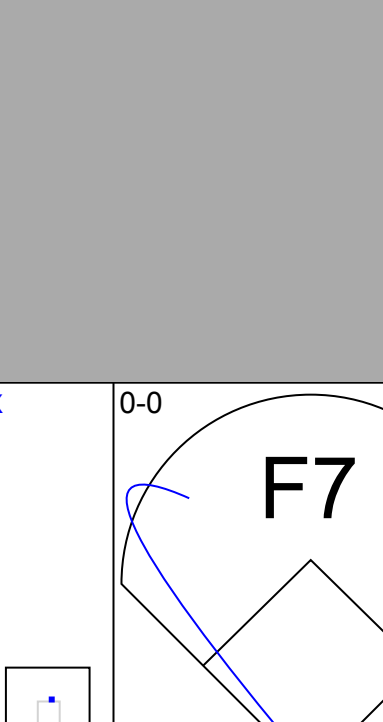


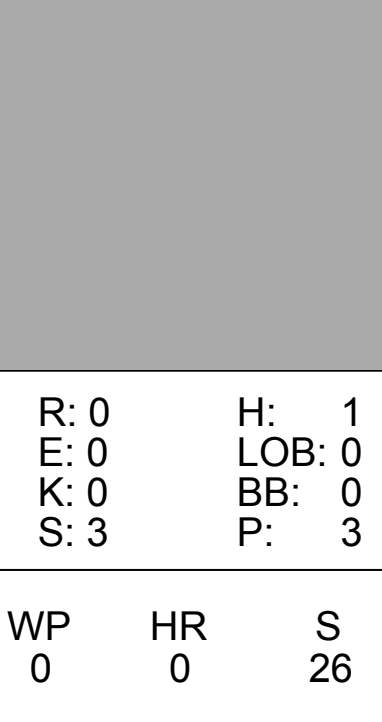
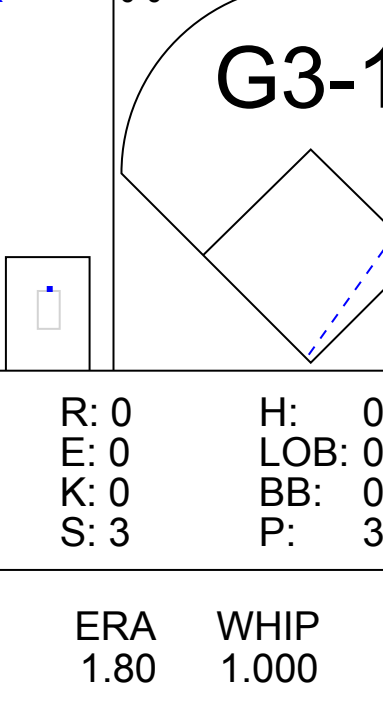
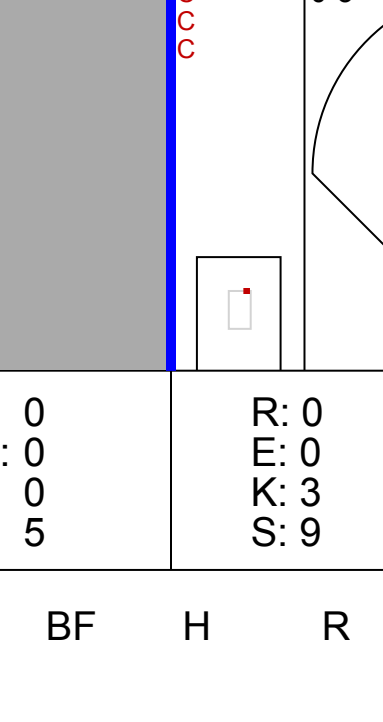




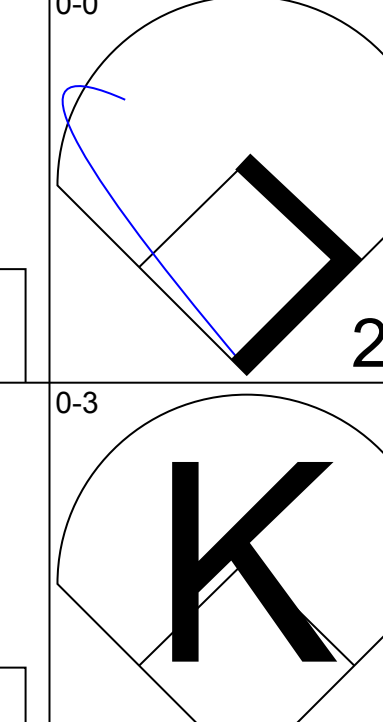
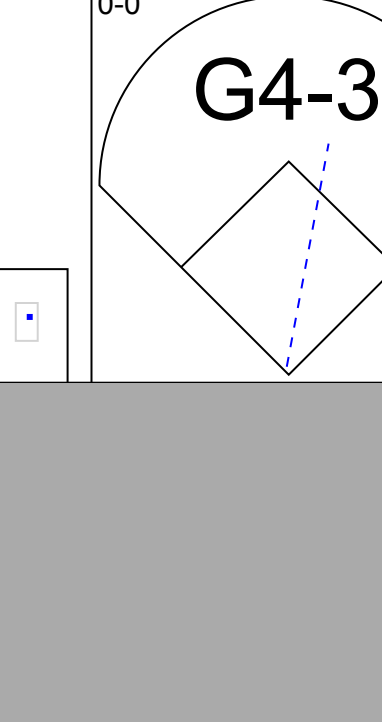


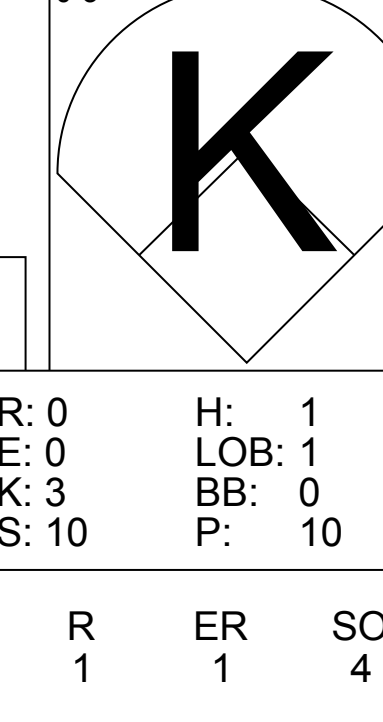
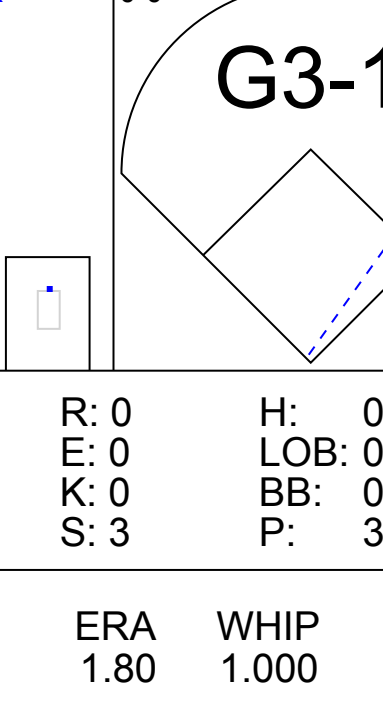
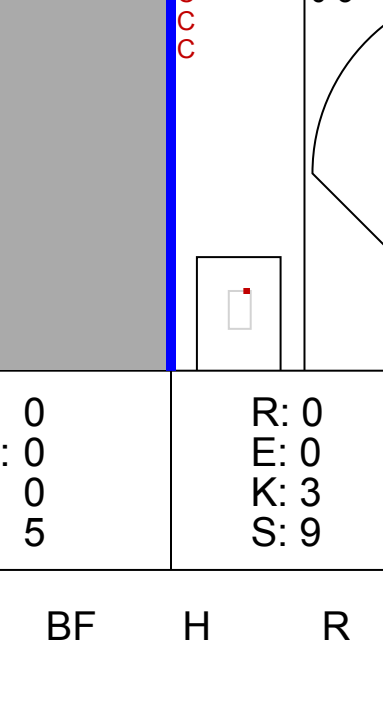



Houston Astros @ Washington Nationals
The Ballpark of the Palm Beaches, West Palm Beach, FL

Sun Mar 26 2017, 1:09 PM - 3:56 PM EDT
Att: 5,135 - Partly Cloudy - 76 F

livebaseballscorecards.com

AB 35
R 5
H 9
RBI 5
BB 3
SO 9
LOB 14



Batter	1	2	3	4	5	6	7	8	9	AB	R	H	RBI	BB	SO	LOB	BOTTOM					
7 Trea Turner, R OBP: 0.295, SLG: 0.333 1 Wilmer Difo, S OBP: 0.333, SLG: 0.426 (1, 6)	 2B									3	1	1	0	0	1	1						
20 Daniel Murphy, L OBP: 0.289, SLG: 0.292 10 Stephen Drew, L OBP: 0.261, SLG: 0.268 (1, 4)										3	0	0	0	0	0	1						
34 Bryce Harper, L OBP: 0.397, SLG: 0.729 14 Chris Heisey, R OBP: 0.308, SLG: 0.235 (1, 9)										1	0	0	1	1	0	0						
6 Anthony Rendon, R OBP: 0.389, SLG: 0.444 93 Mario Lison, R OBP: 0.333, SLG: 0.333 (1, 5)	 1B									2	0	0	0	1	1	1						
28 Jayson Werth, R OBP: 0.265, SLG: 0.279 26 Adam Lind, L OBP: 0.227, SLG: 0.262 (1, 7)	 1B			 1B				 2B		3	0	2	0	0	0	1						
11 Ryan Zimmerman, R OBP: 0.400, SLG: 0.423 25 Clint Robinson, L OBP: 0.286, SLG: 0.250 (1, 3)	 1-2									2	0	0	0	0	0	2						
2 Adam Eaton, L OBP: 0.226, SLG: 0.346 3 Michael Taylor, R OBP: 0.381, SLG: 0.619 (7, 8)		 2B								2	0	1	0	0	0	0						
59 Jose Lobaton, S OBP: 0.241, SLG: 0.231 4 Jhonatan Solano, R OBP: 0.619, SLG: 0.842 (1, 2)										2	0	0	0	0	1	1						
47 Gio González, R OBP: 0.330, SLG: 0.500 93 Zach Collier, L OBP: 0.330, SLG: 0.500 71 Matt Albers, L OBP: 0.330, SLG: 0.500 74 Joe Nathan, R OBP: 0.330, SLG: 0.500 32 Matt Wieters, S OBP: 0.330, SLG: 0.500 56 Joe Blanton, R OBP: 0.330, SLG: 0.500 (1, 1)										1	0	0	0	0	1	1						
Inning Stats	R: 1 E: 0 K: 0 S: 5	H: 2 LOB: 2 BB: 1 P: 9	R: 0 E: 0 K: 3 S: 10	H: 1 LOB: 0 BB: 0 P: 10	R: 0 E: 0 K: 1 S: 5	H: 0 LOB: 0 BB: 0 P: 5	R: 0 E: 0 K: 0 S: 3	H: 1 LOB: 0 BB: 0 P: 3	R: 0 E: 0 K: 0 S: 3	H: 0 LOB: 0 BB: 0 P: 3	R: 0 E: 0 K: 0 S: 3	H: 0 LOB: 1 BB: 1 P: 7	R: 0 E: 0 K: 1 S: 5	H: 0 LOB: 0 BB: 0 P: 5	R: 0 E: 0 K: 3 S: 9	H: 0 LOB: 0 BB: 0 P: 9	R: 0 E: 0 K: 1 S: 6	H: 1 LOB: 1 BB: 0 P: 7	1B: 2 2B: 3 3B: 0 HR: 0	SF: 1 SAC: 0 DP: 0 HBP: 0	WP: 1 PB: 0 SB: 0 CS: 0	PA: 33
PITCHER	IP WLS BF H R ER SO BB IBB HBP BLK WP HR S P ERA WHIP	IP WLS BF H R ER SO BB IBB HBP BLK WP HR S P ERA WHIP	IP WLS BF H R ER SO BB IBB HBP BLK WP HR S P ERA WHIP	IP WLS BF H R ER SO BB IBB HBP BLK WP HR S P ERA WHIP	IP WLS BF H R ER SO BB IBB HBP BLK WP HR S P ERA WHIP	IP WLS BF H R ER SO BB IBB HBP BLK WP HR S P ERA WHIP	IP WLS BF H R ER SO BB IBB HBP BLK WP HR S P ERA WHIP	IP WLS BF H R ER SO BB IBB HBP BLK WP HR S P ERA WHIP	IP WLS BF H R ER SO BB IBB HBP BLK WP HR S P ERA WHIP	IP WLS BF H R ER SO BB IBB HBP BLK WP HR S P ERA WHIP	IP WLS BF H R ER SO BB IBB HBP BLK WP HR S P ERA WHIP	IP WLS BF H R ER SO BB IBB HBP BLK WP HR S P ERA WHIP	IP WLS BF H R ER SO BB IBB HBP BLK WP HR S P ERA WHIP	IP WLS BF H R ER SO BB IBB HBP BLK WP HR S P ERA WHIP	IP WLS BF H R ER SO BB IBB HBP BLK WP HR S P ERA WHIP	IP WLS BF H R ER SO BB IBB HBP BLK WP HR S P ERA WHIP	IP WLS BF H R ER SO BB IBB HBP BLK WP HR S P ERA WHIP	IP WLS BF H R ER SO BB IBB HBP BLK WP HR S P ERA WHIP	IP WLS BF H R ER SO BB IBB HBP BLK WP HR S P ERA WHIP	IP WLS BF H R ER SO BB IBB HBP BLK WP HR S P ERA WHIP		

Houston Astros @ Washington Nationals
The Ballpark of the Palm Beaches, West Palm Beach, FL

Sun Mar 26 2017, 1:09 PM - 3:56 PM EDT
Att: 5,135 - Partly Cloudy - 76 F

livebaseballscorecards.com

AB 30
R 1
H 5
RBI 1
BB 2
SO 9
LOB 9




Batter	1	2	3	4	5	6	7	8	9	AB	R	H	RBI	BB	SO	LOB	TOP					
7 Trea Turner, R (1.6) OBP: 0.323, SLG: 0.459	0-0 1B		0-0 HR		1-1 HR		0-3 K			4	2	3	2	0	1	0	<p>Washington Nationals @ New York Mets</p> <p>First Data Field, Port St. Lucie, FL</p> <p>Mon Mar 27 2017, 1:09 PM - 3:52 PM EDT</p> <p>Att: 4,510 - Partly Cloudy - 78 F</p> <p>livebaseballscorecards.com</p>					
28 Jayson Werth, R (1.7) OBP: 0.284, SLG: 0.261	0-0 FC3-1-6		0-3 K		0-3 K			4-0 HR		3	1	0	0	1	2	1						
34 Bryce Harper, L (1.9) OBP: 0.403, SLG: 0.827	0-0 G4-6-3			2-1 HR	0-0 G3			1-2 HR		4	2	2	3	0	0	1						
6 Anthony Rendon, R (1.5) OBP: 0.368, SLG: 0.417		0-0 P4		0-0 P4				0-3 K		3	0	0	0	0	1	0						
72 Enny Romero, R (6.1)										0	0	0	0	0	0	0						
26 Adam Lind, L (8. PH) OBP: 0.222, SLG: 0.256										1	0	0	0	0	1	0						
50 Vance Worley, R (8.1)										0	0	0	0	0	0	0						
30 Koda Glover, R (8.1)										0	0	0	0	0	0	0						
10 Stephen Drew, L (1.4) OBP: 0.280, SLG: 0.311		0-0 1B		0-0 2B		0-0 G4-3		0-3 K		4	1	2	0	0	1	0						
11 Ryan Zimmerman, R (1.3) OBP: 0.389, SLG: 0.435		0-3 K		0-0 2B		0-3 K		0-3 K		4	0	1	1	0	3	1						
2 Adam Eaton, L (1.8) OBP: 0.345, SLG: 0.345		0-0 P5								3	0	1	0	0	0	1						
14 Chris Heisey, R (9. PH) OBP: 0.300, SLG: 0.229				2-3 1B		0-0 G4-3				1	0	0	0	0	1	0						
32 Matt Wieters, S (1.2) OBP: 0.143, SLG: 0.179			0-0 G6-3	0-0 G4-3			0-0 F7		0-3 K	4	0	0	0	0	1	2						
4 Jhonatan Solano, R (9.2) OBP: 0.619, SLG: 0.842				1-2 G4-3						0	0	0	0	0	0	0						
31 Max Scherzer, R (1.1)			0-0 G3-1	0-0 G1-3			0-0 G4-3		0-3 K	2	0	0	0	0	0	2						
1 Wilmer Difo, S (6.5) OBP: 0.321, SLG: 0.408										2	0	0	0	0	1	0						
Inning Stats	R: 0 E: 0 K: 0 S: 3	H: 1 LOB: 0 BB: 3	R: 0 E: 0 K: 1 S: 6	H: 1 LOB: 1 BB: 6	R: 1 E: 0 K: 1 S: 6	H: 1 LOB: 0 BB: 6	R: 2 E: 0 K: 0 S: 8	H: 4 LOB: 2 BB: 10	R: 1 E: 0 K: 2 S: 9	H: 1 LOB: 0 BB: 10	R: 0 E: 0 K: 1 S: 5	H: 0 LOB: 0 BB: 5	R: 0 E: 0 K: 3 S: 12	H: 0 LOB: 0 BB: 5	R: 2 E: 0 K: 3 S: 12	H: 1 LOB: 0 BB: 17	R: 0 E: 0 K: 3 S: 9	H: 0 LOB: 0 BB: 9	1B: 3 2B: 2 3B: 0 HR: 4	SF: 0 SAC: 0 DP: 1 HBP: 0	WP: 0 PB: 0 CS: 0	PA: 36
PITCHER	IP WLS BF H R ER SO BB IBB HBP BLK WP HR S P ERA WHIP																					
67 Seth Lugo, R (1.1) ERA: 5.56	4.1 L 20 8 4 4 3 0 0 0 0 0 0 3 28 31 8.31 1.846																					
66 Josh Edgin, L (5.1) ERA: 3.5	0.2 2 0 0 0 1 0 0 0 0 0 0 0 4 4 0.00 0.000																					
59 Fernando Salas, R (6.1) ERA: 7.36	1.0 3 0 0 0 1 0 0 0 0 0 0 0 5 5 0.00 0.000																					
79 Paul Sewald, R (7.1) ERA: 2.51	2.0 8 1 2 2 4 1 0 0 0 0 0 1 17 22 9.00 1.000																					
84 David Roseboom, L (9.1) ERA: 12.79	1.0 3 0 0 0 3 0 0 0 0 0 0 0 9 9 0.00 0.000																					

Batter	1	2	3	4	5	6	7	8	9	AB	R	H	RBI	BB	SO	LOB	BOTTOM					
7 José Reyes, S (1.6) OBP: 0.355, SLG: 0.414	0-3 K		0-0 L3		0-0 30 WP 1B		0-0 G6-3			3	0	1	0	0	1	1	<p>Washington Nationals @ New York Mets</p> <p>First Data Field, Port St. Lucie, FL</p> <p>Mon Mar 27 2017, 1:09 PM - 3:52 PM EDT</p> <p>Att: 4,510 - Partly Cloudy - 78 F</p> <p>livebaseballscorecards.com</p>					
1 Andrés Giménez, L (7.6) OBP: 0.143, SLG: 0.143					1-2 2-3 K					1	0	0	0	0	0	1						
30 Michael Conforto, L (1.8) OBP: 0.345, SLG: 0.509	0-3 K		0-0 F7		0-3 K			0-0 G4-3		3	0	0	0	0	2	3						
81 Desmond Lindsay, R (7.8) OBP: 0.333, SLG: 0.333					1-2 2-3 K					1	0	0	0	0	0	0						
20 Neil Walker, S (1.4) OBP: 0.315, SLG: 0.490	4-0 BB			0-0 G3		0-0 L6		0-0 G5-3		2	0	0	0	1	0	0						
82 Luis Carpio, R (7.4) OBP: 0.375, SLG: 0.625										1	0	0	0	0	0	0						
21 Lucas Duda, L (1.3) OBP: 0.326, SLG: 0.526	0-0 P3			4-0 BB		0-0 G3-1		0-0 G4-3		2	0	0	0	1	0	1						
74 Dominic Smith, L (7.3) OBP: 0.293, SLG: 0.200										1	0	0	0	0	0	0						
18 Travis d'Arnaud, R (1.2) OBP: 0.408, SLG: 0.535		0-0 G5-3		0-3 K		0-0 G3-1		0-0 G4-3		3	0	1	0	0	1	1						
79 Paul Sewald, R (7.1)										0	0	0	0	0	0	0						
84 David Roseboom, L (9.1) OBP: 0.538, SLG: 0.750					72 FC5-4 1B					0	0	0	0	0	0	0						
83 John Mora, L (9. PH) OBP: 0.538, SLG: 0.750										1	0	0	0	0	0	0						
72 Phillip Evans, R (1.5) OBP: 0.288, SLG: 0.439		0-3 K		0-0 F9		0-0 FC5-4		0-0 F9		4	0	0	0	0	1	2						
97 Tim Tebow, L (1.7) OBP: 0.200, SLG: 0.167			0-3 K				0-0 G1-3		0-3 K	4	0	0	0	0	3	0						
73 Travis Taijeron, R (1.9) OBP: 0.409, SLG: 0.421			4-0 67 SH3-4 BB		0-0 30 WP 7 1B 1B		4-0 BB			1	0	1	0	2	0	0						
67 Seth Lugo, R (1.1) ERA: 1.86				0-0 SH3-4		0-0 F9		0-0 F9		0	0	0	0	0	0	0						
66 Josh Edgin, R (5.1)										0	0	0	0	0	0	0						
86 Gene Cone, L (5. PH) ERA: 4.8										1	0	0	0	0	0	1						
59 Fernando Salas, R (6.1) ERA: 3.27					1-2 K					0	0	0	0	0	0	0						
71 Xorge Carrillo, R (7.2) OBP: 0.214, SLG: 0.357										1	0	0	0	0	0	1						
Inning Stats	R: 0 E: 0 K: 2 S: 7	H: 0 LOB: 1 BB: 1 P: 11	R: 0 E: 0 K: 2 S: 7	H: 0 LOB: 0 BB: 0 P: 7	R: 0 E: 0 K: 0 S: 3	H: 0 LOB: 1 BB: 1 P: 7	R: 0 E: 0 K: 1 S: 5	H: 0 LOB: 1 BB: 1 P: 9	R: 0 E: 0 K: 2 S: 9	H: 2 LOB: 2 BB: 0 P: 9	R: 0 E: 0 K: 0 S: 4	H: 1 LOB: 1 BB: 0 P: 4	R: 0 E: 0 K: 0 S: 3	H: 0 LOB: 1 BB: 1 P: 7	R: 0 E: 0 K: 0 S: 3	H: 0 LOB: 0 BB: 0 P: 3	R: 0 E: 0 K: 1 S: 5	H: 0 LOB: 0 BB: 0 P: 5	1B: 3 2B: 0 3B: 0 HR: 0	SF: 0 SAC: 1 DP: 0 HBP: 0	WP: 1 PB: 0 CS: 0	PA: 34
PITCHER	IP WLS BF H R ER SO BB IBB HBP BLK WP HR S P ERA WHIP																					
31 Max Scherzer, R (1.1) ERA: 1.86	5.0 W 20 2 0 0 0 1 0 0 0 0 0 0 7 11 0.00 1.000																					
72 Enny Romero, L (6.1) ERA: 4.8	2.0 8 1 0 0 0 1 0 0 0 0 0 0 7 11 0.00 1.000																					
50 Vance Worley, R (8.1) ERA: 4.8	0.2 2 0 0 0 0 0 0 0 0 0 0 0 2 2 0.00 0.000																					
30 Koda Glover, R (8.1) ERA: 3.27	1.1 4 0 0 0 1 0 0 0 0 0 0 0 6 6 0.00 0.000																					

Batter	1	2	3	4	5	6	7	8	9	AB	R	H	RBI	BB	SO	LOB	TOP				
3 Adeiny Hechavarria, R OBP: 0.263, SLG: 0.386 40 Javy Guerra, R (8, 1)	G1-4-3		K		F7			G5-3		4	0	0	0	0	1	1	<p>Miami Marlins @ Washington Nationals</p> <p>The Ballpark of the Palm Beaches, West Palm Beach, FL</p> <p>Tue Mar 28 2017, 6:39 PM - 9:00 PM EDT Att. 4,499 - Partly Cloudy - 78 F</p> <p>livebaseballscorecards.com</p>				
17 A.J. Ellis, R OBP: 0.500, SLG: 0.333 80 Carlos Paulino, R OBP: 0.160, SLG: 0.167	21 BB 50 2B 1B		F9		K			P4		3	1	1	0	0	1	0					
21 Christian Yelich, L OBP: 0.414, SLG: 0.720 88 Jeremias Pineda, L (6, 8)	4-0 1-2 2B BB		G6-3		G4-3			K		2	1	0	0	1	0	0					
50 Matthew den Dekker, L OBP: 0.310, SLG: 0.585 71 Alex Glenn, L (9, 9)	0-0 1-H 2-H 2B				F7			F8		4	1	1	2	0	1	0					
28 Tyler Moore, R OBP: 0.340, SLG: 0.633 98 Taylor Ard, R (9, 3)	1-0 2H G4-3				G5-3			K		4	1	1	0	0	1	0					
2 Brandon Barnes, R OBP: 0.208, SLG: 0.260 95 Zach Sullivan, R OBP: 0.667, SLG: 1.333 (9, 7)	0-0 F7				K2-3			G6-3		4	0	1	0	0	1	1					
87 Brian Anderson, R OBP: 0.391, SLG: 0.605			G6-3		P4			K		4	0	0	0	0	1	2					
91 Peter Mooney, L OBP: 0.429, SLG: 0.500			G1-3		P5			K		3	0	1	1	0	0	0					
60 Scott Copeland, R (1, 1)			K					G4-3		1	0	0	0	0	1	0					
65 Kelvin Marte, R OBP: 0.500, SLG: 1.000 85 Justin Bohn, R OBP: 0.250, SLG: 0.250 (6, 6)								2B		2	0	1	0	0	0	1					
Inning Stats	R: 3 E: 0 K: 0 S: 5	H: 2 LOB: 0 BB: 1 P: 10	R: 0 E: 0 K: 1 S: 5	H: 0 LOB: 0 BB: 0 P: 5	R: 0 E: 0 K: 1 S: 5	H: 0 LOB: 0 BB: 0 P: 5	R: 0 E: 0 K: 0 S: 4	H: 1 LOB: 1 BB: 0 P: 4	R: 0 E: 0 K: 1 S: 5	H: 0 LOB: 0 BB: 0 P: 5	R: 1 E: 0 K: 1 S: 7	H: 2 LOB: 1 BB: 0 P: 7	R: 0 E: 0 K: 2 S: 5	H: 0 LOB: 0 BB: 0 P: 5	R: 0 E: 0 K: 2 S: 8	H: 1 LOB: 1 BB: 0 P: 8	1B: 2 2B: 4 3B: 0 HR: 0	SF: 0 SAC: 0 DP: 0 HBP: 0	WP: 0 PB: 0 SB: 0 CS: 0	PA: 34	
PITCHER	IP WLS BF H R ER SO BB IBB HBP BLK WP HR S P ERA WHIP	IP WLS BF H R ER SO BB IBB HBP BLK WP HR S P ERA WHIP	4.0 L 15 2 3 3 3 1 0 0 0 0 0 0 20 25 6.75 0.750	4.0 15 3 1 1 3 0 0 0 0 0 0 0 21 21 2.25 0.750	1.0 4 1 0 0 2 0 0 0 0 0 0 0 8 8 0.00 1.000																

Batter	1	2	3	4	5	6	7	8	9	AB	R	H	RBI	BB	SO	LOB	BOTTOM			
7 Trea Turner, R OBP: 0.324, SLG: 0.453 90 Adrián Sanchez, R OBP: 0.167, SLG: 0.333 (5, 6)	G5-3	FC6-4		PO			G6-3			3	0	1	0	0	0	2	<p>Miami Marlins @ Washington Nationals</p> <p>The Ballpark of the Palm Beaches, West Palm Beach, FL</p> <p>Tue Mar 28 2017, 6:39 PM - 9:00 PM EDT Att. 4,499 - Partly Cloudy - 78 F</p> <p>livebaseballscorecards.com</p>			
2 Adam Eaton, L OBP: 0.220, SLG: 0.328 3 Michael Taylor, R OBP: 0.372, SLG: 0.605 (6, 8)	G3-1		F9	SAFE	G4-3		F9			3	0	0	0	0	0	0				
34 Bryce Harper, L OBP: 0.415, SLG: 0.811 Rafael Bautista, R OBP: 0.314, SLG: 0.353 (6, 9)	G4-3		10 BB 11 1B BB		11 G4-6-3 HBP			K		1	0	0	0	1	0	0				
11 Ryan Zimmerman, R OBP: 0.404, SLG: 0.449 26 Adam Lind, L OBP: 0.217, SLG: 0.250 (6, 3)		28 HR 1B	10 BB 1B		G4-6-3			G3		3	1	2	0	0	0	1				
28 Javson Werth, R OBP: 0.273, SLG: 0.333 94 Isaac Ballou, L OBP: 0.167, SLG: 0.333 (4, 7)	1-H HR	2-2 K	K				F7	F7		2	1	1	2	0	1	2				
10 Stephen Drew, L OBP: 0.283, SLG: 0.298 92 Khayyan Norfolk, R (7, 4)		G3	1-2 2-3 BB				G5-3			2	0	0	0	1	0	0				
59 Jose Lobaton, S OBP: 0.219, SLG: 0.297 4 Jhonatan Solano, R OBP: 0.591, SLG: 0.800 (7, 2)		G1-3			G4-3			G4-3		3	0	0	0	0	0	3				
1 Wilmer Difo, S OBP: 0.327, SLG: 0.412 5 Grant Green, R OBP: 0.243, SLG: 0.303 (6, 5)			14 S 1B		K2-3			F9		2	0	1	0	0	1	0				
14 Chris Heisey, R OBP: 0.326, SLG: 0.270 (1, 10)		7 FC6-4 BB			G1-3			G6-3		2	0	1	0	1	0	0				
Inning Stats	R: 0 E: 0 K: 0 S: 3	H: 0 LOB: 0 BB: 0 P: 3	R: 2 E: 0 K: 0 S: 8	H: 3 LOB: 2 BB: 1 P: 14	R: 0 E: 0 K: 1 S: 6	H: 1 LOB: 3 BB: 2 P: 14	R: 0 E: 0 K: 1 S: 5	H: 1 LOB: 0 BB: 0 P: 5	R: 0 E: 0 K: 0 S: 2	H: 0 LOB: 1 BB: 0 P: 3	R: 0 E: 0 K: 0 S: 3	H: 0 LOB: 0 BB: 0 P: 3	R: 0 E: 0 K: 1 S: 5	H: 0 LOB: 0 BB: 0 P: 5	R: 0 E: 0 K: 1 S: 5	H: 0 LOB: 0 BB: 0 P: 5		1B: 4 2B: 1 3B: 0 HR: 1	SF: 0 SAC: 0 DP: 1 HBP: 1	WP: 0 PB: 0 SB: 1 CS: 0
PITCHER	IP WLS BF H R ER SO BB IBB HBP BLK WP HR S P ERA WHIP	IP WLS BF H R ER SO BB IBB HBP BLK WP HR S P ERA WHIP	3.2 W 19 5 2 2 2 3 0 0 0 0 0 9 10 0.00 2.182	3.1 H 10 1 0 0 0 0 0 1 0 0 0 9 10 0.00 0.300	2.0 S 6 0 0 0 2 0 0 0 0 0 0 10 10 0.00 0.000															



Batter	1	2	3	4	5	6	7	8	9	AB	R	H	RBI	BB	SO	LOB	TOP										
1 Wilmer Difo, S (1, 6) 90 Adrián Sanchez, R (7, PH) OBP: 0.310, SLG: 0.389 OBP: 0.286, SLG: 0.429										3	0	0	0	0	0	0	Washington Nationals @ St. Louis Cardinals Roger Dean Stadium, Jupiter, FL Wed Mar 29 2017, 12:09 PM - 2:52 PM EDT Att: 5,096 - Sunny - 81 F										
19 Brandon Snyder, R (1, 4) OBP: 0.390, SLG: 0.424										4	0	1	0	0	1	2											
11 Ryan Zimmerman, R (1, 3) Matt Skole, L (5, 3) OBP: 0.400, SLG: 0.500 OBP: 0.316, SLG: 0.333										3	1	1	1	0	0	1											
32 Matt Wieters, S (1, 2) 4 Jhonatan Solano, R (6, 2) OBP: 0.161, SLG: 0.226 OBP: 0.099, SLG: 0.690										3	1	1	0	0	0	0											
26 Adam Lind, L (1, 7) 94 Isaac Ballou, L (6, 7) OBP: 0.204, SLG: 0.234 OBP: 0.143, SLG: 0.286										3	0	0	0	0	0	1											
3 Michael Taylor, R (1, 8) OBP: 0.382, SLG: 0.565										3	0	0	0	1	0	1											
10 Stephen Drew, L (1, 5) 93 Mario Lissón, R (7, PR) OBP: 0.257, SLG: 0.327 OBP: 0.250, SLG: 0.250										2	0	2	1	0	0	0											
91 Victor Robles, R (1, 9) 67 Derek Eitel, R (7, 1) 96 Nick Rickles, R (9, PH) OBP: 0.250, SLG: 0.143 OBP: 1.000, SLG: 1.000										3	0	1	0	0	1	3											
37 Stephen Strasburg, R (1, 1) 30 Koda Glover, R (5, 1) 36 Sammy Solis, R (5, 1) 92 Phillips Valdez, R (5, 1) 95 Caleb Ramsey, L (7, PH) OBP: 0.408, SLG: 0.250										2	0	0	0	0	2	4											
Inning Stats	R: 0 E: 0 K: 0 S: 3	H: 1 LOB: 0 BB: 0 P: 3	R: 1 E: 1 K: 2 S: 9	H: 2 LOB: 2 BB: 1 P: 13	R: 1 E: 0 K: 1 S: 7	H: 1 LOB: 0 BB: 0 P: 10	R: 0 E: 0 K: 1 S: 6	H: 1 LOB: 2 BB: 0 P: 7	R: 0 E: 0 K: 0 S: 3	H: 0 LOB: 0 BB: 0 P: 3	R: 0 E: 0 K: 0 S: 5	H: 2 LOB: 2 BB: 0 P: 5	R: 0 E: 0 K: 1 S: 5	H: 0 LOB: 1 BB: 0 P: 9	R: 0 E: 0 K: 1 S: 5	H: 1 LOB: 0 BB: 0 P: 5		1B: 6 2B: 1 3B: 0 HR: 1	SF: 0 SAC: 0 DP: 2 HBP: 1	WP: 0 PB: 0 SB: 0 CS: 0	PA: 36						
PITCHER	IP	WLS	BF	H	R	ER	SO	BB	IBB	HBP	BLK	WP	HR	S	P	ERA	WHIP										
52 Michael Wacha, R (1, 1) ERA: 2.42	4.0	W	18	5	2	2	4	1	0	1	0	0	1	25	33	4.50	1.500										
89 Arturo Reyes, R (5, 1) ERA: 3.55	2.0	H	6	0	0	0	0	0	0	0	0	0	0	6	6	0.00	0.000										
96 Josh Zeid, R (7, 1) ERA:	1.0		5	2	0	0	0	0	0	0	0	0	0	5	5	0.00	2.000										
83 Ryan Sherriff, L (8, 1) ERA: 1.04	1.0		4	0	0	0	1	1	0	0	0	0	0	5	9	0.00	1.000										
67 Matt Bowman, R (9, 1) ERA:	1.0		3	1	0	0	1	0	0	0	0	0	0	5	5	0.00	1.000										


Batter	1	2	3	4	5	6	7	8	9	AB	R	H	RBI	BB	SO	LOB	BOTTOM										
25 Dexter Fowler, S (1, 8) 88 Harrison Bader, R (4, 8) OBP: 0.453, SLG: 0.605 OBP: 0.404, SLG: 0.538										2	2	2	1	0	0	0	Washington Nationals @ St. Louis Cardinals Roger Dean Stadium, Jupiter, FL Wed Mar 29 2017, 12:09 PM - 2:52 PM EDT Att: 5,096 - Sunny - 81 F										
36 Aledmys Díaz, R (1, 6) 35 Greg Garcia, L (6, 6) OBP: 0.333, SLG: 0.396 OBP: 0.339, SLG: 0.471										3	0	0	0	0	4	0											
13 Matt Carpenter, L (1, 3) 65 Chad Huffman, R (6, 3) OBP: 0.257, SLG: 0.385 OBP: 0.349, SLG: 0.250										0	0	0	2	1	0	0											
27 Jhonny Peralta, R (1, 5) 87 Paul DeJong, R (3, PR) OBP: 0.275, SLG: 0.435 OBP: 0.298, SLG: 0.392										2	0	1	1	0	0	0											
4 Yadier Molina, R (1, 2) 68 Alberto Rosario, R (4, 2) OBP: 0.321, SLG: 0.400 OBP: 0.533, SLG: 0.571										2	0	0	0	0	1	2											
55 Stephen Piscotty, R (1, 9) 89 Arturo Reyes, R (5, 1) 97 Vince Jackson, L (6, PH) OBP: 0.282, SLG: 0.169 OBP: 0.276, SLG: 0.288 OBP: 0.099, SLG: 0.690										2	0	0	0	0	0	0											
15 Randal Grichuk, R (1, 7) 66 Wilfredo Tovar, R (6, PR) OBP: 0.288, SLG: 0.438 OBP: 0.205, SLG: 0.237										2	0	0	0	0	0	0											
16 Kolten Wong, L (1, 4) 96 Josh Zeid, R (7, 1) 83 Ryan Sherriff, L (8, 1) 94 Dickie Joe Thon, R (8, PH) 67 Matt Bowman, R (9, 1) 52 Michael Wacha, R (1, 1) 97 Jeremy Martinez, R (5, 9) OBP: 0.276, SLG: 0.288 OBP: 0.276, SLG: 0.288 OBP: 0.099, SLG: 0.690 OBP: 0.276, SLG: 0.288 OBP: 0.276, SLG: 0.288 OBP: 0.276, SLG: 0.288 OBP: 0.276, SLG: 0.288										3	1	1	0	0	2	2											
Inning Stats	R: 1 E: 1 K: 0 S: 4	H: 1 LOB: 0 BB: 0 P: 4	R: 0 E: 0 K: 1 S: 5	H: 0 LOB: 0 BB: 0 P: 5	R: 2 E: 0 K: 1 S: 8	H: 3 LOB: 2 BB: 1 P: 12	R: 0 E: 0 K: 0 S: 5	H: 0 LOB: 0 BB: 0 P: 5	R: 1 E: 0 K: 0 S: 8	H: 1 LOB: 1 BB: 1 P: 12	R: 2 E: 0 K: 1 S: 9	H: 2 LOB: 2 BB: 0 P: 12	R: 0 E: 0 K: 1 S: 6	H: 1 LOB: 1 BB: 0 P: 6	R: 0 E: 0 K: 0 S: 5	H: 0 LOB: 0 BB: 0 P: 6		1B: 5 2B: 2 3B: 1 HR: 0	SF: 2 SAC: 0 DP: 0 HBP: 1	WP: 1 PB: 0 SB: 0 CS: 0	PA: 35						
PITCHER	IP	WLS	BF	H	R	ER	SO	BB	IBB	HBP	BLK	WP	HR	S	P	ERA		WHIP									
37 Stephen Strasburg, R (1, 1) ERA: 0.61	4.0	L	17	4	3	2	2	1	0	0	0	0	0	6	10	27.00	6.000										
30 Koda Glover, R (5, 1) ERA: 3.97	0.1		3	1	1	1	0	1	0	0	0	0	0	1	1	0.00	0.000										
36 Sammy Solis, L (5, 1) ERA: 2.53	0.1		1	0	0	0	0	0	0	0	0	0	0	1	1	0.00	0.000										
92 Phillips Valdez, R (5, 1) ERA: 13.5	1.1		7	2	2	2	1	0	0	1	0	1	0	10	13	13.50	1.500										
67 Derek Eitel, R (7, 1) ERA: 3.38	2.0		7	1	0	0	1	0	0	0	0	0	0	11	12	0.00	0.500										




Batter	1	2	3	4	5	6	7	8	9	AB	R	H	RBI	BB	SO	LOB	TOP			
7 Trea Turner, R OBP: 0.338, SLG: 0.478 5 Grant Green, R OBP: 0.256, SLG: 0.314										3	1	2	0	0	1	1	Washington Nationals @ Boston Red Sox JetBlue Park, Ft. Myers, FL Thu Mar 30 2017, 1:07 PM - 4:20 PM EDT Att: 9,853 - Partly Cloudy - 87 F			
20 Daniel Murphy, L OBP: 0.241, SLG: 0.259 1 Wilmer Difo, S OBP: 0.300, SLG: 0.375										3	0	0	0	0	1	3				
34 Bryce Harper, L OBP: 0.412, SLG: 0.786 14 Chris Heisey, R OBP: 0.311, SLG: 0.256										3	0	1	1	0	2	0				
3 Michael Taylor, R OBP: 0.327, SLG: 0.510										5	0	0	0	0	2	2				
26 Adam Lind, L OBP: 0.226, SLG: 0.275										4	0	2	0	0	1	2				
2 Adam Eaton, L OBP: 0.230, SLG: 0.322 Rafael Bautista, R OBP: 0.324, SLG: 0.361										1	0	0	0	0	0	1				
32 Matt Wieters, S OBP: 0.152, SLG: 0.212 59 Jose Lobaton, S OBP: 0.235, SLG: 0.200										2	0	0	0	0	1	3				
10 Stephen Drew, L OBP: 0.328, SLG: 0.333 19 Brandon Snyder, R OBP: 0.419, SLG: 0.441										2	0	1	0	0	1	0				
41 Joe Ross, R OBP: 0.333, SLG: 0.333 Matt Grace, L ERA: 2.18 48 Neal Cotts, L ERA: 6.52 Rafael Martín, R ERA: 1.17 4 Jhonatan Solano, R OBP: 0.399, SLG: 0.762 46 Oliver Pérez, L ERA: 3.46										3	0	1	0	0	1	4				
Inning Stats	R: 1 E: 1 K: 1 S: 9	H: 2 LOB: 3 BB: 0 P: 11	R: 0 E: 0 K: 1 S: 6	H: 2 LOB: 1 BB: 0 P: 6	R: 0 E: 0 K: 2 S: 8	H: 1 LOB: 1 BB: 0 P: 8	R: 0 E: 0 K: 1 S: 7	H: 0 LOB: 0 BB: 0 P: 7	R: 0 E: 0 K: 2 S: 8	H: 1 LOB: 3 BB: 2 P: 16	R: 0 E: 0 K: 1 S: 5	H: 0 LOB: 0 BB: 0 P: 5	R: 0 E: 0 K: 2 S: 9	H: 2 LOB: 2 BB: 0 P: 9	R: 0 E: 0 K: 2 S: 8	H: 1 LOB: 1 BB: 0 P: 8		1B: 8 2B: 2 3B: 0 HR: 0	SF: 0 SAC: 0 DP: 1 HBP: 1	WP: 0 PB: 1 SB: 0 CS: 0
PITCHER	IP WLS BF H R ER SO BB IBB HBP BLK WP HR S P ERA WHIP																			
25 Kyle Kendrick, R ERA: 2.18	4.0 W 19 6 1 1 5 0 0 0 0 0 0 0 29 31 2.25 1.500																			
Heath Hembree, R ERA: 6.23	1.0 H 3 0 0 0 2 0 0 0 0 0 0 0 7 7 0.00 0.000																			
63 Robby Scott, L ERA: 0.77	0.2 H 5 1 0 0 2 2 0 0 0 0 0 0 7 15 0.00 4.500																			
82 Jamie Callahan, R ERA: 0.87	1.1 H 4 0 0 0 1 0 0 0 0 0 0 0 6 6 0.00 0.000																			
79 Ben Taylor, R ERA: 3.46	2.0 9 3 0 0 4 0 0 0 0 0 0 0 17 17 0.00 1.500																			

Batter	1	2	3	4	5	6	7	8	9	AB	R	H	RBI	BB	SO	LOB	BOTTOM			
15 Dustin Pedroia, R OBP: 0.523, SLG: 0.564 40 Marco Hernández, L, 2, FR OBP: 0.433, SLG: 0.672										2	0	2	2	0	0	0	Washington Nationals @ Boston Red Sox JetBlue Park, Ft. Myers, FL Thu Mar 30 2017, 1:07 PM - 4:20 PM EDT Att: 9,853 - Partly Cloudy - 87 F			
16 Andrew Benintendi, L OBP: 0.309, SLG: 0.610 38 Tate Matheny, R										2	0	2	1	0	0	0				
50 Mookie Betts, R OBP: 0.389, SLG: 0.583 40 Danny Mars, S										1	0	0	0	0	0	2				
13 Hanley Ramirez, R OBP: 0.354, SLG: 0.525 19 Jordan Betts, R OBP: 0.250, SLG: 0.500										2	0	0	0	0	1	5				
48 Pablo Sandoval, S OBP: 0.349, SLG: 0.677 19 Jantzen Witte, R OBP: 0.625, SLG: 1.125										2	0	0	0	0	0	2				
2 Xander Bogaerts, R OBP: 0.400, SLG: 0.455 17 Tzu-Wei Lin, L OBP: 0.400, SLG: 0.385										2	0	1	0	0	1	0				
19 Jackie Bradley Jr., L OBP: 0.361, SLG: 0.597 35 Kyri Washington, R OBP: 0.200, SLG: 0.200										1	1	1	1	1	0	0				
7 Christian Vázquez, R OBP: 0.256, SLG: 0.324 70 Dan Butler, R OBP: 0.231, SLG: 0.167										3	0	0	0	0	2	4				
12 Brock Holt, L OBP: 0.415, SLG: 0.419 20 Mike Olt, R OBP: 0.200, SLG: 0.200										2	1	1	0	1	1	0				
Inning Stats	R: 0 E: 0 K: 1 S: 7	H: 2 LOB: 2 BB: 0 P: 7	R: 3 E: 0 K: 2 S: 10	H: 3 LOB: 3 BB: 1 P: 15	R: 1 E: 0 K: 2 S: 9	H: 2 LOB: 2 BB: 1 P: 13	R: 0 E: 0 K: 1 S: 5	H: 0 LOB: 0 BB: 0 P: 5	R: 0 E: 0 K: 1 S: 6	H: 1 LOB: 0 BB: 0 P: 6	R: 0 E: 0 K: 2 S: 7	H: 0 LOB: 0 BB: 0 P: 7	R: 4 E: 0 K: 1 S: 13	H: 6 LOB: 3 BB: 1 P: 19	R: 0 E: 0 K: 2 S: 7	H: 0 LOB: 0 BB: 0 P: 7		1B: 8 2B: 4 3B: 1 HR: 1	SF: 0 SAC: 0 DP: 0 HBP: 1	WP: 0 PB: 0 SB: 0 CS: 0
PITCHER	IP WLS BF H R ER SO BB IBB HBP BLK WP HR S P ERA WHIP																			
41 Joe Ross, R ERA: 3.93	5.0 L 26 8 4 4 4 2 0 0 0 0 0 0 37 46 7.20 2.000																			
Matt Grace, L ERA: 2.18	1.0 3 0 0 0 2 0 0 0 0 0 0 0 7 7 0.00 0.000																			
48 Neal Cotts, L ERA: 6.52	0.2 8 6 4 4 1 0 0 0 0 0 0 1 12 14 54.00 9.000																			
Rafael Martín, R ERA: 1.17	0.1 2 0 0 0 0 1 0 0 0 0 0 0 1 5 0.00 3.000																			
46 Oliver Pérez, L ERA: 3.38	1.0 3 0 0 0 2 0 0 0 0 0 0 0 7 7 0.00 0.000																			



Batter	1	2	3	4	5	6	7	8	9	AB R H RBI BB SO LOB	TOP																								
											<p>Boston Red Sox @ Washington Nationals Nationals Park, Washington, DC Fri Mar 31 2017, 4:05 PM EDT</p> <p>livebaseballscorecards.com</p> <p>AB 0 R 0 H 0 RBI 0 BB 0 SO 0 LOB 0</p> 																								
Inning Stats										1B: 0 SF: 0 2B: 0 SAC: 0 3B: 0 DP: 0 HR: 0 HBP: 0	WP: 0 PA: 0 FB: 0 SB: 0 CS: 0																								
PITCHER	IP	WLS	BF	H	R	ER	SO	BB	IBB	HBP	BLK	WP	HR	S	P	ERA	WHIP	PITCHER	IP	WLS	BF	H	R	ER	SO	BB	IBB	HBP	BLK	WP	HR	S	P	ERA	WHIP

Batter	1	2	3	4	5	6	7	8	9	AB R H RBI BB SO LOB	BOTTOM																								
											<p>Boston Red Sox @ Washington Nationals Nationals Park, Washington, DC Fri Mar 31 2017, 4:05 PM EDT</p> <p>livebaseballscorecards.com</p> <p>AB 0 R 0 H 0 RBI 0 BB 0 SO 0 LOB 0</p> 																								
Inning Stats										1B: 0 SF: 0 2B: 0 SAC: 0 3B: 0 DP: 0 HR: 0 HBP: 0	WP: 0 PA: 0 FB: 0 SB: 0 CS: 0																								
PITCHER	IP	WLS	BF	H	R	ER	SO	BB	IBB	HBP	BLK	WP	HR	S	P	ERA	WHIP	PITCHER	IP	WLS	BF	H	R	ER	SO	BB	IBB	HBP	BLK	WP	HR	S	P	ERA	WHIP

Batter	1	2	3	4	5	6	7	8	9	AB	R	H	RBI	BB	SO	LOB	TOP																			
15 Dustin Pedroia, R OBP: 0.500, SLG: 0.537 5 Mike Miller, R OBP: 0.296, SLG: 0.462	L8		P2		F8		G6-3		30 FC5 65 BB 30 E 1B	2	0	0	0	0	0	0																				
16 Andrew Benintendi, L OBP: 0.423, SLG: 0.639 65 Matt Dominguez, R OBP: 0.333, SLG: 0.343	50 CS BB		2B		1B		1B		17 BB 30 E BB	2	0	2	0	1	0	0																				
50 Mookie Betts, R OBP: 0.368, SLG: 0.549 39 Joseph Monge, R OBP: 0.182, SLG: 0.182	SAFE K		G6-3		F8		1B		K	3	0	0	0	0	1	4																				
13 Hanley Ramirez, R OBP: 0.358, SLG: 0.525 30 Chris Young, R OBP: 0.293, SLG: 0.410		48 2B 19 G4-3 1B	K			P4	K		FC5 17 BB 1-2 2-H	2	1	1	0	0	1	1																				
48 Pablo Sandoval, S OBP: 0.348, SLG: 0.677 17 Tzu-Wei Lin, L OBP: 0.471, SLG: 0.385	19 G4-3 7 1B 1-3 2B				F7		F9		81 BB BB	3	1	1	0	0	0	0																				
2 Xander Bogaerts, R OBP: 0.393, SLG: 0.440 81 Deiner Lopez, S	L6		K			19 1B 1B	1B		3 FC5-4 BB	3	0	1	0	0	1	2																				
19 Jackie Bradley Jr., L OBP: 0.359, SLG: 0.528 38 Tate Matheny, R	G4-3		G3				1B		K	3	0	1	1	0	0	1																				
7 Christian Vázquez, R OBP: 0.283, SLG: 0.359 3 Sandy León, S OBP: 0.306, SLG: 0.441 70 Dan Butler, R OBP: 0.231, SLG: 0.167	2-3 3-H 1B					16 1B 1B	1B		FC5-4 1-2 2-H	2	0	2	1	0	0	0																				
12 Brock Holt, L OBP: 0.400, SLG: 0.400 41 Cole Sturgeon, L OBP: 0.357, SLG: 0.333	G3					K			G5-3	2	0	0	0	0	1	2																				
Inning Stats	R: 0 E: 0 K: 1 S: 6	H: 0 LOB: 1 BB: 1 P: 10	R: 2 E: 0 K: 0 S: 6	H: 3 LOB: 1 BB: 0 P: 6	R: 0 E: 0 K: 1 S: 6	H: 1 LOB: 1 BB: 0 P: 6	R: 0 E: 0 K: 1 S: 8	H: 2 LOB: 2 BB: 0 P: 8	R: 0 E: 0 K: 2 S: 9	H: 2 LOB: 2 BB: 0 P: 9	R: 1 E: 1 K: 3 S: 11	H: 0 LOB: 1 BB: 2 P: 13	R: 1 E: 1 K: 3 S: 11	H: 1 LOB: 3 BB: 2 P: 19	1B: 9 2B: 3 3B: 0 HR: 0	SF: 0 SAC: 0 DP: 1 HBP: 0	WP: 0 PA: 43 PB: 0 SB: 1 CS: 0																			
PITCHER	IP	WLS	BF	H	R	ER	SO	BB	IBB	HBP	BLK	WP	HR	S	P	ERA	WHIP	PITCHER	IP	WLS	BF	H	R	ER	SO	BB	IBB	HBP	BLK	WP	HR	S	P	ERA	WHIP	
31 Max Scherzer, R ERA: 2.45	5.0		21	6	2	2	4	1	0	0	0	0	0	32	36	3.60	1.400	45 Blake Treinen, R ERA:	1.0	B	7	1	1	0	3	2	0	0	0	0	11	19	0.00	3.000		
47 Gio González, L ERA: 2.74	1.2	H	7	2	0	0	1	0	0	0	0	0	0	9	9	0.00	1.200																			
56 Joe Blanton, R ERA: 4.26	0.1	H	3	2	0	0	1	0	0	0	0	0	0	5	5	0.00	6.000																			
27 Shawn Kelley, R ERA: 1.42	0.0		1	0	1	0	0	1	0	0	0	0	0	0	4	∞	∞																			
72 Enny Romero, L ERA:	1.0	H	4	0	0	0	1	1	0	0	0	0	0	5	9	0.00	1.000																			

Boston Red Sox @ Washington Nationals
Max Bishop Stadium, Annapolis, MD
Sat Apr 01 2017, 2:07 PM - 5:47 PM EDT
Att: 1,030 - Cloudy - 55 F

AB	38
R	4
H	11
RBI	2
BB	5
SO	10
LOB	28



Batter	1	2	3	4	5	6	7	8	9	AB	R	H	RBI	BB	SO	LOB	BOTTOM																		
7 Trea Turner, R OBP: 0.351, SLG: 0.486 14 Chris Heisey, R OBP: 0.298, SLG: 0.244	11 BB 28 BB 20 G3 1B		K		34 2B 20 1B 1B		F7		K	3	2	2	0	0	1	1																			
20 Daniel Murphy, L OBP: 0.273, SLG: 0.267 91 Bryan Mejia, S	G3		G3		34 2B 1B		BB		G4-3	3	0	1	0	1	0	2																			
34 Bryce Harper, L OBP: 0.423, SLG: 0.793 26 Adam Lind, L OBP: 0.236, SLG: 0.283	28 BB 2 SF7 11 BB BB		F8		3 FC5 2B		K		3 1B 4 BB 1B	2	1	1	1	1	0	0																			
11 Ryan Zimmerman, R OBP: 0.413, SLG: 0.491 Rafael Bautista, R OBP: 0.333, SLG: 0.368	28 BB BB		K		3 FC5 BB		59 WP 93 S 1B		K	2	0	1	0	0	1	1																			
28 Jayson Werth, R OBP: 0.276, SLG: 0.326 47 Gio González, R ERA: 2.74 56 Joe Blanton, R ERA: 4.26 93 Rhett Wiseman, L ERA: 2.31 27 Shawn Kelley, R ERA: 1.42 72 Enny Romero, R ERA: 4 Jhonatan Solano, R OBP: 0.260, SLG: 0.195	1-2 2-3 BB		K		F5		K		3 1B BB	2	0	0	1	1	1	3																			
2 Adam Eaton, L OBP: 0.222, SLG: 0.317 3 Michael Taylor, R OBP: 0.327, SLG: 0.500	SF7		F8		FC5		F9		1-2 2-3 1B	1	0	1	0	0	0	0																			
32 Matt Wieters, S OBP: 0.143, SLG: 0.200 59 Jose Lobaton, S OBP: 0.243, SLG: 0.212	K		G4-3		G4-3		K		F9	2	0	0	0	0	1	2																			
5 Grant Green, R OBP: 0.244, SLG: 0.297 19 Brandon Snyder, R OBP: 0.422, SLG: 0.472			F9		K		G6-3 1B		F9	2	0	0	0	0	1	0																			
31 Max Scherzer, R OBP: 0.200, SLG: 0.200 1 Wilmer Difo, S OBP: 0.286, SLG: 0.356					K2-3		G6-3		K	1	0	1	0	0	0	0																			
Inning Stats	R: 2 E: 0 K: 1 S: 6	H: 1 LOB: 2 BB: 3 P: 18	R: 0 E: 0 K: 1 S: 6	H: 1 LOB: 1 BB: 0 P: 6	R: 0 E: 0 K: 2 S: 7	H: 0 LOB: 0 BB: 0 P: 7	R: 0 E: 0 K: 1 S: 5	H: 0 LOB: 0 BB: 0 P: 5	R: 1 E: 0 K: 1 S: 8	H: 2 LOB: 2 BB: 1 P: 11	R: 0 E: 0 K: 2 S: 8	H: 1 LOB: 1 BB: 0 P: 10	R: 0 E: 0 K: 2 S: 7	H: 0 LOB: 0 BB: 0 P: 7	R: 0 E: 0 K: 1 S: 7	H: 2 LOB: 3 BB: 1 P: 11	1B: 8 2B: 2 3B: 0 HR: 0	SF: 1 SAC: 0 DP: 0 HBP: 0	WP: 1 PA: 43 PB: 0 SB: 1 CS: 0																
PITCHER	IP	WLS	BF	H	R	ER	SO	BB	IBB	HBP	BLK	WP	HR	S	P	ERA	WHIP	PITCHER	IP	WLS	BF	H	R	ER	SO	BB	IBB	HBP	BLK	WP	HR	S	P	ERA	WHIP
52 Eduardo Rodríguez, L ERA: 6.43	1.0		3	0	0	0	1	0	0	0	0	0	0	5	5	0.00	0.000	63 Robby Scott, L ERA: 0.75	0.1		2	0	0	0	1	0	0	0	0	3	7	0.00	3.000		
28 Robbie Ross Jr., L ERA: 6.43	0.1		4	3	1	1	1	0	0	0	0	0	0	6	6	27.00	9.000	Heath Hembree, R ERA: 5.59	1.0		4	1	0	0	2	0	0	0	1	0	8	10	0.00	1.000	
81 Austin Maddox, R ERA: 2.31	0.2		3	0	0	0	0	0	0	0	0	0	0	2	6	0.00	1.500	Fernando Abad, L ERA: 2.25	0.1		3	0	0	0	2	0	0	0	0	7	7	0.00	0.000		
56 Joe Kelly, R ERA: 3.72	0.2		4	2	1	1	0	0	0	0	0	0	0	4	4	13.50	3.000	82 Jamie Callahan, R ERA: 0.82	0.2		5	2	0	0	1	0	0	0	6	10	0.00	4.500			
																		75 Chandler Shepherd, R ERA: 6.97	0.1		1	0	0	0	0	0	0	0	1	1	0.00	0.000			

Boston Red Sox @ Washington Nationals
Max Bishop Stadium, Annapolis, MD
Sat Apr 01 2017, 2:07 PM - 5:47 PM EDT
Att: 1,030 - Cloudy - 55 F


AB	36
R	4
H	10
RBI	4
BB	6
SO	12
LOB	22



Batter	1	2	3	4	5	6	7	8	9	AB	R	H	RBI	BB	SO	LOB	TOP					
9 Dee Strange-Gordon, L (1.4)										4	0	0	0	0	0	2						
11 J.T. Realmuto, R (1.2)										4	1	2	0	0	0	0						
21 Christian Yelich, L (1.8)										4	0	0	0	0	1	3						
27 Giancarlo Stanton, R (1.9)										4	1	1	1	0	0	0						
41 Justin Bour, L (1.3)										4	0	0	0	0	1	1						
13 Marcell Ozuna, R (1.7)										4	0	1	1	0	1	0						
32 Derek Dietrich, L (1.5)										3	0	0	0	0	0	1						
3 Adeiny Hechavarria, R (1.6)										3	0	0	0	0	1	0						
36 Edinson Volquez, R (1.1)										2	0	2	0	0	0	0						
35 David Phelps, R (6.1)										1	0	0	0	0	1	0						
25 Junichi Tazawa, R (8.1)										0	0	0	0	0	0	0						
29 Brad Ziegler, R (8.1)										0	0	0	0	0	0	0						
Inning Stats	R: 0 H: 0 E: 0 K: 1 S: 12	H: 0 LOB: 0 BB: 0 P: 16	R: 0 H: 0 E: 0 K: 0 S: 8	H: 0 LOB: 0 BB: 0 P: 10	R: 0 H: 1 E: 0 K: 1 S: 11	H: 1 LOB: 1 BB: 0 P: 14	R: 2 H: 3 E: 0 K: 0 S: 9	H: 3 LOB: 1 BB: 0 P: 14	R: 0 H: 2 E: 0 K: 0 S: 10	H: 2 LOB: 2 BB: 0 P: 13	R: 0 H: 0 E: 0 K: 0 S: 4	H: 0 LOB: 0 BB: 0 P: 5	R: 0 H: 0 E: 0 K: 1 S: 9	H: 0 LOB: 0 BB: 0 P: 13	R: 0 H: 0 E: 0 K: 0 S: 7	H: 0 LOB: 0 BB: 0 P: 8	R: 0 H: 0 E: 0 K: 2 S: 11	H: 0 LOB: 0 BB: 0 P: 17	1B: 4 2B: 2 3B: 0 HR: 0	SF: 0 SAC: 0 DP: 0 HBP: 0	WP: 0 PB: 0 SB: 0 CS: 0	PA: 33
PITCHER	IP WLS BF H R ER SO BB IBB HBP BLK WP HR S P ERA WHIP																					
37 Stephen Strasburg, R (1.1)	7.0 W 27 6 2 2 3 0 0 0 0 0 0 63 85 2.57 0.857																					
36 Sammy Solis, L (8.1)	1.0 H 3 0 0 0 0 0 0 0 0 0 0 7 8 0.00 0.000																					
45 Blake Treinen, R (9.1)	1.0 S 3 0 0 0 2 0 0 0 0 0 0 0 11 17 0.00 0.000																					

Miami Marlins @ Washington Nationals
Nationals Park, Washington, DC
Mon Apr 03 2017, 1:07 PM - 3:52 PM EDT
Att: 42,744 - Cloudy - 66 F


AB 33
R 2
H 6
RBI 2
BB 0
SO 5
LOB 7



Batter	1	2	3	4	5	6	7	8	9	AB	R	H	RBI	BB	SO	LOB	BOTTOM			
7 Trea Turner, R (1.6)										4	0	1	0	0	0	0				
2 Adam Eaton, L (1.8)										2	1	1	0	2	0	0				
34 Bryce Harper, L (1.9)										3	1	1	1	1	1	3				
20 Daniel Murphy, L (1.4)										4	0	2	1	0	1	2				
11 Ryan Zimmerman, R (1.3)										4	0	2	0	0	2	2				
28 Jayson Werth, R (1.7)										4	0	0	0	0	3	5				
10 Stephen Drew, L (1.5)										4	0	0	0	0	1	5				
32 Matt Wieters, S (1.2)										3	1	1	0	0	1	0				
37 Stephen Strasburg, R (1.1)										2	0	0	0	0	0	0				
26 Adam Lind, L (7. Ph)										1	1	1	2	0	0	0				
36 Sammy Solis, R (8.1)										0	0	0	0	0	0	0				
45 Blake Treinen, R (9.1)										0	0	0	0	0	0	0				
Inning Stats	R: 0 H: 1 E: 0 K: 3 S: 12	H: 0 LOB: 2 BB: 1 P: 21	R: 0 H: 0 E: 0 K: 1 S: 7	H: 0 LOB: 0 BB: 0 P: 10	R: 0 H: 1 E: 0 K: 0 S: 14	H: 1 LOB: 1 BB: 0 P: 22	R: 0 H: 2 E: 0 K: 1 S: 13	H: 2 LOB: 1 BB: 0 P: 22	R: 0 H: 0 E: 0 K: 1 S: 5	H: 0 LOB: 0 BB: 0 P: 7	R: 1 H: 1 E: 0 K: 0 S: 13	H: 1 LOB: 0 BB: 0 P: 21	R: 2 H: 2 E: 0 K: 1 S: 11	H: 2 LOB: 2 BB: 0 P: 21	R: 1 H: 2 E: 0 K: 0 S: 10	H: 2 LOB: 2 BB: 2 P: 21	1B: 5 2B: 2 3B: 0 HR: 2	SF: 0 SAC: 0 DP: 2 HBP: 0	WP: 0 PB: 0 SB: 0 CS: 0	PA: 34
PITCHER	IP WLS BF H R ER SO BB IBB HBP BLK WP HR S P ERA WHIP																			
36 Edinson Volquez, R (1.1)	5.0 L 19 4 0 0 0 6 1 0 0 0 0 0 51 82 13.50 1.000																			
35 David Phelps, R (6.1)	2.0 L 9 3 3 3 2 0 0 0 0 0 0 2 24 42 0.00 1.500																			
25 Junichi Tazawa, R (8.1)	0.0 3 1 1 1 0 2 0 0 0 0 0 0 3 13 ∞ ∞																			
29 Brad Ziegler, R (8.1)	1.0 3 1 0 0 1 0 0 0 0 0 0 0 7 8 0.00 1.000																			

Miami Marlins @ Washington Nationals
Nationals Park, Washington, DC
Mon Apr 03 2017, 1:07 PM - 3:52 PM EDT
Att: 42,744 - Cloudy - 66 F

AB 31
R 4
H 9
RBI 4
BB 3
SO 9
LOB 17



Batter	1	2	3	4	5	6	7	8	9	AB	R	H	RBI	BB	SO	LOB	TOP			
9 Dee Strange-Gordon, L OBP: 0.222, SLG: 0.125										4	1	1	0	0	3	2	Miami Marlins @ Washington Nationals Nationals Park, Washington, DC Wed Apr 05 2017, 7:06 PM - 10:11 PM EDT Att: 22,715 - Cloudy - 69 F			
11 J.T. Realmuto, R OBP: 0.596, SLG: 1.000										4	2	2	2	1	0	3				
21 Christian Yelich, L OBP: 0.222, SLG: 0.222										5	1	2	0	0	1	2				
27 Giancarlo Stanton, R OBP: 0.125, SLG: 0.250										4	0	0	0	0	1	3				
41 Justin Bour, L (1.3)										3	0	0	0	1	2	1				
13 Marcell Ozuna, R OBP: 0.375, SLG: 0.375										4	0	2	2	0	1	0				
32 Derek Dietrich, L (1.5)										2	0	0	0	0	0	2				
3 Adeiny Hechavarria, R OBP: 0.143, SLG: 0.143										4	0	1	0	0	1	1				
58 Dan Straily, R 22 Dustin McGowan, R 28 Tyler Moore, R 64 Nick Wittgren, R 19 Miguel Rojas, R 46 Kyle Barraclough, R 44 AJ Ramos, R 51 Ichiro Suzuki, L										0	0	0	0	0	0	0				
Inning Stats	R: 2 E: 0 K: 2 S: 16	H: 2 LOB: 2 BB: 2 P: 29	R: 0 E: 0 K: 1 S: 9	H: 0 LOB: 2 BB: 0 P: 17	R: 0 E: 0 K: 1 S: 8	H: 0 LOB: 0 BB: 0 P: 12	R: 0 E: 0 K: 1 S: 7	H: 1 LOB: 1 BB: 0 P: 10	R: 0 E: 0 K: 1 S: 9	H: 0 LOB: 0 BB: 0 P: 15	R: 0 E: 0 K: 1 S: 9	H: 1 LOB: 1 BB: 0 P: 11	R: 1 E: 0 K: 1 S: 15	H: 3 LOB: 2 BB: 0 P: 26	R: 1 E: 0 K: 2 S: 14	H: 2 LOB: 1 BB: 0 P: 20		1B: 7 2B: 1 3B: 0 HR: 1	SF: 0 SAC: 1 DP: 1 HBP: 3	WP: 1 PB: 0 CS: 0
PITCHER	IP WLS BF H R ER SO BB IBB HBP BLK WP HR S P ERA WHIP	6.0 W 24 3 2 2 6 2 0 2 0 1 0 57 97 3.00 0.833	7.1 1.0 6 3 1 1 1 0 0 1 0 0 1 14 20 9.00 3.000	8.1 0.2 H 3 1 0 0 1 0 0 0 0 0 0 8 14 0.00 1.500	8.1 0.1 H 1 0 0 0 0 0 0 0 0 0 0 2 3 0.00 0.000	9.1 1.0 S 5 2 1 1 2 0 0 0 0 0 0 0 14 20 9.00 2.000														

Batter	1	2	3	4	5	6	7	8	9	AB	R	H	RBI	BB	SO	LOB	BOTTOM			
7 Trea Turner, R OBP: 0.125, SLG: 0.250										4	0	0	0	0	2	5	Miami Marlins @ Washington Nationals Nationals Park, Washington, DC Wed Apr 05 2017, 7:06 PM - 10:11 PM EDT Att: 22,715 - Cloudy - 69 F			
2 Adam Eaton, L OBP: 0.625, SLG: 0.800										3	2	1	0	1	0	0				
34 Bryce Harper, L OBP: 0.500, SLG: 1.000										4	1	2	2	0	0	0				
20 Daniel Murphy, L OBP: 0.500, SLG: 0.500										4	1	2	1	0	0	1				
11 Ryan Zimmerman, R OBP: 0.500, SLG: 0.857										3	2	1	1	1	1	2				
6 Anthony Rendon, R (1.5)										4	0	0	0	0	2	2				
28 Jayson Werth, R OBP: 0.250, SLG: 0.250										4	0	2	0	0	0	0				
32 Matt Wieters, S OBP: 0.714, SLG: 0.833										3	0	3	2	1	0	0				
57 Tanner Roark, R 10 Stephen Drew, L 72 Eddy Rosario, R 56 Joe Blanton, R 46 Oliver Pérez, L 26 Adam Lind, L 45 Blake Treinen, R										1	0	0	0	0	0	1				
Inning Stats	R: 0 E: 0 K: 0 S: 7	H: 0 LOB: 0 BB: 0 P: 15	R: 1 E: 0 K: 0 S: 12	H: 1 LOB: 0 BB: 0 P: 15	R: 0 E: 0 K: 0 S: 4	H: 1 LOB: 0 BB: 0 P: 6	R: 4 E: 0 K: 1 S: 23	H: 4 LOB: 2 BB: 2 P: 40	R: 1 E: 0 K: 0 S: 9	H: 2 LOB: 0 BB: 0 P: 15	R: 0 E: 0 K: 2 S: 14	H: 1 LOB: 1 BB: 2 P: 26	R: 0 E: 0 K: 1 S: 9	H: 1 LOB: 1 BB: 0 P: 12	R: 0 E: 0 K: 1 S: 11	H: 1 LOB: 1 BB: 0 P: 20		1B: 7 2B: 3 3B: 0 HR: 1	SF: 0 SAC: 1 DP: 1 HBP: 0	WP: 0 PB: 1 SB: 0 CS: 1
PITCHER	IP WLS BF H R ER SO BB IBB HBP BLK WP HR S P ERA WHIP	3.1 L 17 6 5 5 0 1 0 0 0 0 0 0 6 9 0.00 0.000	4.1 0.2 2 0 0 0 1 0 0 0 0 0 0 23 41 4.50 2.500	5.1 2.0 9 3 1 1 2 2 0 0 0 0 0 9 12 0.00 1.000	6.1 1.0 4 1 0 0 1 0 0 0 0 0 0 11 20 0.00 1.000															

Batter	1	2	3	4	5	6	7	8	9	10	AB	R	H	RBI	BB	SO	LOB	TOP				
9 Dee Strange-Gordon, L OBP: 0.214, SLG: 0.154	B1-3		G5-3				L7		G4-6-3		5	0	1	0	0	0	3	<p>Miami Marlins @ Washington Nationals Nationals Park, Washington, DC Thu Apr 06 2017, 5:26 PM - 9:54 PM EDT Att. 19,418 - Cloudy - 56 F</p>				
19 Miguel Rojas, R OBP: 0.262, SLG: 0.150 51 Ichiro Suzuki, L OBP: 0.333, SLG: 0.150 46 Kyle Barraclough, R OBP: 0.262, SLG: 0.150 25 Junichi Tazawa, R OBP: 0.262, SLG: 0.150 35 David Phelps, R OBP: 0.262, SLG: 0.150 44 AJ Ramos, R OBP: 0.262, SLG: 0.150	K		1B				G4-3		1B		3	0	1	0	0	2	1					
21 Christian Yelich, L OBP: 0.357, SLG: 0.308	1B		G3						1B		4	1	2	0	1	1	2					
27 Giancarlo Stanton, R OBP: 0.231, SLG: 0.308	K		G6-3								5	0	2	0	0	2	2					
13 Marcell Ozuna, R OBP: 0.308, SLG: 0.308											5	0	1	0	0	1	4					
11 J.T. Realmuto, R OBP: 0.643, SLG: 1.167	L9										4	2	3	2	1	0	0					
41 Justin Bour, L OBP: 0.231, SLG: 0.182											4	0	1	1	1	1	4					
3 Adeiny Hechavarría, R OBP: 0.250, SLG: 0.182	L3										4	1	1	0	1	0	2					
34 Tom Koehler, R 29 Brad Ziegler, R 32 Derek Dietrich, L											2	0	0	0	0	2	0					
											2	0	1	0	0	0	1					
Inning Stats	R: 0 E: 0 K: 2 S: 11	H: 1 LOB: 1 BB: 0 P: 13	R: 0 E: 0 K: 1 S: 8	H: 0 LOB: 1 BB: 1 P: 14	R: 0 E: 0 K: 1 S: 11	H: 1 LOB: 1 BB: 0 P: 15	R: 0 E: 0 K: 1 S: 7	H: 2 LOB: 1 BB: 0 P: 14	R: 0 E: 0 K: 2 S: 9	H: 1 LOB: 1 BB: 0 P: 14	R: 0 E: 0 K: 1 S: 11	H: 2 LOB: 1 BB: 0 P: 17	R: 2 E: 0 K: 1 S: 10	H: 1 LOB: 0 BB: 1 P: 17	R: 1 E: 0 K: 1 S: 8	H: 2 LOB: 1 BB: 0 P: 22	R: 1 E: 0 K: 0 S: 13	H: 3 LOB: 1 BB: 0 P: 17	1B: 12 2B: 1 3B: 0 HR: 1	SF: 0 SAC: 0 DP: 4 HBP: 0	WP: 1 PB: 1 SB: 1 CS: 0	PA: 44
PITCHER	IP 6.0	WLS 25	BF 7	H 0	R 0	ER 0	SO 7	BB 1	IBB 0	HBP 0	BLK 0	WP 0	HR 0	S 57	P 90	ERA 0.00	WHIP 1.333					
47 Gio González, L ERA: 1.8	IP 1.0	WLS 4	BF 1	H 0	R 0	ER 0	SO 0	BB 0	IBB 0	HBP 0	BLK 0	WP 0	HR 0	S 13	P 17	ERA 0.00	WHIP 1.000					
30 Koda Glover, R ERA: 18.0	IP 0.2	WLS 3	BF 1	H 1	R 1	ER 1	SO 0	BB 0	IBB 0	HBP 0	BLK 0	WP 0	HR 0	S 7	P 11	ERA 13.50	WHIP 3.000					
27 Shawn Kelley, R ERA: 5.4	IP 0.1	WLS 2	BF 1	H 0	R 0	ER 0	SO 1	BB 0	IBB 0	HBP 0	BLK 0	WP 0	HR 0	S 6	P 11	ERA 0.00	WHIP 3.000					
45 Blake Treinen, R ERA: 3.99																						

Batter	1	2	3	4	5	6	7	8	9	10	AB	R	H	RBI	BB	SO	LOB	BOTTOM						
7 Trea Turner, R OBP: 0.154, SLG: 0.231	G6-3		1B						L3		5	0	1	0	0	2	3	<p>Miami Marlins @ Washington Nationals Nationals Park, Washington, DC Thu Apr 06 2017, 5:26 PM - 9:54 PM EDT Att. 19,418 - Cloudy - 56 F</p>						
2 Adam Eaton, L OBP: 0.462, SLG: 0.800	HR		K				G3				5	1	1	1	0	2	2							
34 Bryce Harper, L OBP: 0.462, SLG: 0.700	L7		1B								3	0	0	0	2	0	0							
20 Daniel Murphy, L OBP: 0.462, SLG: 0.462	K		1B								5	0	2	0	0	1	0							
11 Ryan Zimmerman, R OBP: 0.462, SLG: 1.000											5	1	2	1	0	1	5							
6 Anthony Rendon, R OBP: 0.462, SLG: 1.000	F9										4	0	0	0	1	0	3							
28 Jayson Werth, R OBP: 0.333, SLG: 0.583	G6-3										4	1	2	1	0	0	2							
32 Matt Wieters, S OBP: 0.636, SLG: 0.625											2	0	0	0	2	0	2							
47 Gio González, R ERA: 1.8	IP 5.0	WLS 21	BF 4	H 1	R 1	ER 1	SO 4	BB 1	IBB 2	HBP 0	BLK 0	WP 0	HR 0	S 42	P 71	ERA 1.80	WHIP 1.000							
30 Koda Glover, R ERA: 4.5	IP 1.0	WLS 5	BF 1	H 1	R 1	ER 1	SO 1	BB 0	IBB 0	HBP 0	BLK 0	WP 0	HR 0	S 11	P 23	ERA 9.00	WHIP 2.000							
25 Junichi Tazawa, R ERA: 18.0	IP 1.0	WLS 4	BF 1	H 1	R 1	ER 1	SO 0	BB 0	IBB 0	HBP 0	BLK 0	WP 0	HR 0	S 8	P 15	ERA 15.00	WHIP 1.000							
35 David Phelps, R ERA: 3.0	IP 1.0	WLS 4	BF 1	H 0	R 0	ER 0	SO 0	BB 1	IBB 0	HBP 0	BLK 0	WP 0	HR 0	S 8	P 11	ERA 0.00	WHIP 2.000							
Inning Stats	R: 1 E: 0 K: 1 S: 8	H: 1 LOB: 0 BB: 0 P: 11	R: 0 E: 0 K: 0 S: 9	H: 1 LOB: 2 BB: 1 P: 16	R: 0 E: 0 K: 1 S: 9	H: 2 LOB: 2 BB: 1 P: 16	R: 0 E: 0 K: 1 S: 9	H: 0 LOB: 1 BB: 1 P: 17	R: 0 E: 0 K: 1 S: 7	H: 0 LOB: 0 BB: 0 P: 11	R: 0 E: 0 K: 1 S: 6	H: 0 LOB: 0 BB: 0 P: 9	R: 1 E: 0 K: 1 S: 11	H: 1 LOB: 1 BB: 1 P: 23	R: 1 E: 0 K: 0 S: 8	H: 1 LOB: 0 BB: 0 P: 15	R: 0 E: 0 K: 0 S: 8	H: 1 LOB: 1 BB: 1 P: 11	R: 0 E: 0 K: 1 S: 14	H: 2 LOB: 2 BB: 1 P: 21	1B: 4 2B: 2 3B: 0 HR: 3	SF: 0 SAC: 0 DP: 2 HBP: 0	WP: 0 PB: 0 SB: 1 CS: 0	PA: 42
PITCHER	IP 1.0	WLS 5	BF 1	H 0	R 0	ER 0	SO 1	BB 1	IBB 0	HBP 0	BLK 0	WP 0	HR 0	S 14	P 21	ERA 0.00	WHIP 2.000							
44 AJ Ramos, R ERA: 1.8	IP 1.0	WLS 3	BF 1	H 0	R 0	ER 0	SO 1	BB 0	IBB 0	HBP 0	BLK 0	WP 0	HR 0	S 5	P 11	ERA 0.00	WHIP 1.000							
46 Kyle Barraclough, R ERA: 4.5	IP 1.0	WLS 4	BF 1	H 1	R 1	ER 1	SO 0	BB 0	IBB 0	HBP 0	BLK 0	WP 0	HR 0	S 8	P 15	ERA 15.00	WHIP 1.000							



Batter	1	2	3	4	5	6	7	8	9	AB	R	H	RBI	BB	SO	LOB	TOP						
7 Trea Turner, R OBP: 0.158, SLG: 0.211 1 Wilmer Difo, S OBP: 0.333, SLG: 0.333										1 0 1 0 0 0 0 3 0 1 0 0 0 1													
2 Adam Eaton, L OBP: 0.455, SLG: 0.563									3 0 0 0 1 1 2														
34 Bryce Harper, L OBP: 0.455, SLG: 0.722										4 1 1 0 0 1 2													
20 Daniel Murphy, L OBP: 0.545, SLG: 0.810										4 2 3 0 0 1 0													
11 Ryan Zimmerman, R OBP: 0.333, SLG: 0.650 14 Chris Heisey, R (6.7)										3 0 0 1 0 0 5 1 0 0 0 0 0 0													
28 Jayson Werth, R OBP: 0.388, SLG: 0.684 46 Oliver Pérez, L (6.1)										3 0 2 2 0 1 0 0 0 0 0 0 0 0 0 0 0 0 0 0 0 1 0 0 0 0 1 0													
27 Shawn Kelley, R (8.1)										4 0 2 0 0 2 1													
10 Stephen Drew, L OBP: 0.250, SLG: 0.143										4 0 0 0 0 1 2													
6 Anthony Rendon, R OBP: 0.294, SLG: 0.200										4 0 2 0 0 2 1													
32 Matt Wieters, S OBP: 0.474, SLG: 0.467										4 0 0 0 0 1 2													
18 Jeremy Guthrie, R (1.1)										0 0 0 0 0 0 0 1 0 0 0 0 1 0 0 0 0 0 1 0 0 2 0 0 0 0 1 2													
72 Enny Romero, R (1.1)																							
56 Joe Blanton, R (3.1)																							
26 Adam Lind, L OBP: 0.400, SLG: 1.000																							
Inning Stats	R: 0 E: 0 K: 0 S: 12	H: 2 LOB: 2 BB: 1 P: 20	R: 0 E: 0 K: 3 S: 9	H: 0 LOB: 0 BB: 0 P: 10	R: 0 E: 0 K: 1 S: 7	H: 0 LOB: 0 BB: 0 P: 9	R: 1 E: 0 K: 2 S: 13	H: 2 LOB: 1 BB: 0 P: 22	R: 0 E: 0 K: 0 S: 7	H: 0 LOB: 0 BB: 1 P: 14	R: 2 E: 0 K: 1 S: 9	H: 3 LOB: 1 BB: 0 P: 14	R: 0 E: 0 K: 0 S: 15	H: 2 LOB: 2 BB: 0 P: 22	R: 0 E: 0 K: 1 S: 8	H: 0 LOB: 0 BB: 0 P: 11	R: 0 E: 0 K: 2 S: 16	H: 1 LOB: 1 BB: 0 P: 22	1B: 8 2B: 2 3B: 0 HR: 0	SF: 0 SAC: 0 DP: 2 HBP: 0	WP: 0 PB: 0 SB: 1 CS: 0	PA: 36	
PITCHER	IP ERA WHIP	WLS LOB BF P	H R ER SO	R LOB BB P	BB IBB HBP BLK	WP HR S P	ERA WHIP	PITCHER	IP ERA WHIP	WLS LOB BF P	H R ER SO	R LOB BB P	BB IBB HBP BLK	WP HR S P	ERA WHIP								
27 Aaron Nola, R ERA: 4.5	6.0	W	24	7	3	3	7	2	0	0	0	0	0	0	0	0	0	0	0	0	0	0	0
17 Pat Neshek, R ERA	1.0		5	2	0	0	0	0	0	0	0	0	0	0	0	0	0	0	0	0	0	0	0
61 Edubray Ramos, R ERA	2.0		7	1	0	0	3	0	0	0	0	0	0	0	0	0	0	0	0	0	0	0	0

Washington Nationals @ Philadelphia Phillies
Citizens Bank Park, Philadelphia, PA
Sat Apr 08 2017, 7:07 PM - 10:21 PM EDT
Att: 37,241 - Partly Cloudy - 59 F

AB	34
R	3
H	10
RBI	3
BB	2
SO	10
LOB	15



Batter	1	2	3	4	5	6	7	8	9	AB	R	H	RBI	BB	SO	LOB	BOTTOM					
16 César Hernández, S OBP: 0.304, SLG: 0.571										4 3 2 1 1 0 1												
47 Howie Kendrick, R OBP: 0.474, SLG: 0.667 61 Edubray Ramos, R (8.1)										5 2 3 4 0 0 2 0 0 0 0 0 0 0												
37 Odúbel Herrera, L OBP: 0.522, SLG: 0.500										4 2 1 1 1 0 2												
7 Maikel Franco, R OBP: 0.182, SLG: 0.200										4 1 1 2 0 1 2												
5 Michael Saunders, L OBP: 0.313, SLG: 0.533										5 3 3 2 0 2 0												
19 Tommy Joseph, R OBP: 0.158, SLG: 0.118										4 1 2 3 0 1 0												
29 Cameron Rupp, R OBP: 0.250, SLG: 0.400										4 2 1 1 1 1 1												
13 Freddy Galvis, S OBP: 0.263, SLG: 0.706 17 Pat Neshek, S (7.1)										3 0 0 1 0 3 0 0 0 0 0 0 0 0 0 0 0 0 1 0 0												
23 Aaron Altherr, R OBP: 0.429, SLG: 0.833										2 2 1 0 1 1 0 2 1 1 1 0 1 1												
27 Aaron Nola, R OBP: 0.667, SLG: 0.500 4 Andrés Blanco, S OBP: 0.667, SLG: 1.667										1B: 7 2B: 3 3B: 3 HR: 2	SF: 3 SAC: 0 DP: 1 HBP: 0	WP: 0 PB: 0 SB: 1 CS: 0	PA: 45									
Inning Stats	R: 12 E: 0 K: 1 S: 39	H: 9 LOB: 1 BB: 4 P: 68	R: 1 E: 2 K: 1 S: 21	H: 1 LOB: 2 BB: 0 P: 31	R: 0 E: 0 K: 1 S: 7	H: 0 LOB: 0 BB: 0 P: 12	R: 0 E: 0 K: 2 S: 9	H: 0 LOB: 0 BB: 0 P: 14	R: 0 E: 0 K: 0 S: 5	H: 0 LOB: 0 BB: 0 P: 9	R: 1 E: 0 K: 1 S: 11	H: 1 LOB: 0 BB: 0 P: 16	R: 2 E: 0 K: 1 S: 12	H: 3 LOB: 0 BB: 0 P: 22	R: 1 E: 0 K: 3 S: 14	H: 1 LOB: 1 BB: 1 P: 24	1B: 7 2B: 3 3B: 3 HR: 2	SF: 3 SAC: 0 DP: 1 HBP: 0	WP: 0 PB: 0 SB: 1 CS: 0	PA: 45		
PITCHER	IP ERA WHIP	WLS LOB BF P	H R ER SO	R LOB BB P	BB IBB HBP BLK	WP HR S P	ERA WHIP	PITCHER	IP ERA WHIP	WLS LOB BF P	H R ER SO	R LOB BB P	BB IBB HBP BLK	WP HR S P	ERA WHIP							
18 Jeremy Guthrie, R ERA: 135.0	0.2	L	12	4	3	2	2	0	0	0	0	0	0	0	0	0	0	0	0	0	0	0
72 Enny Romero, L ERA: 11.57	1.1		10	4	3	2	2	0	0	0	0	0	0	0	0	0	0	0	0	0	0	0
56 Joe Blanton, R ERA: 1.93	3.0		9	0	0	0	3	0	0	0	0	0	0	0	0	0	0	0	0	0	0	0
46 Oliver Pérez, L ERA: 11.57	2.0		9	4	3	3	2	0	0	0	0	0	0	0	0	0	0	0	0	0	0	0
27 Shawn Kelley, R ERA: 13.5	1.0		5	1	1	1	3	1	0	0	0	0	0	0	0	0	0	0	0	0	0	0

Washington Nationals @ Philadelphia Phillies
Citizens Bank Park, Philadelphia, PA
Sat Apr 08 2017, 7:07 PM - 10:21 PM EDT
Att: 37,241 - Partly Cloudy - 59 F

AB	37
R	17
H	15
RBI	16
BB	5
SO	10
LOB	9




Batter	1	2	3	4	5	6	7	8	9	AB	R	H	RBI	BB	SO	LOB	TOP										
2 Adam Eaton, L OBP: 0.444, SLG: 0.500	P5			20 BB		1B		K	G1-3	4	0	1	0	1	1	2											
6 Anthony Rendon, R OBP: 0.238, SLG: 0.158	F9			F8		F9		L8		4	0	0	0	0	0	3											
34 Bryce Harper, L OBP: 0.385, SLG: 0.591	P5			K		F8		K		4	0	0	0	0	2	3											
20 Daniel Murphy, L OBP: 0.500, SLG: 0.720		F8						P5	G6-3	4	0	1	0	0	0	0											
26 Adam Lind, L OBP: 0.444, SLG: 0.875		L9								4	1	2	0	0	0	2											
30 Koda Glover, R				G4-3		10 F9			28 BB 11 HR	0	0	0	0	0	0	0											
28 Jayson Werth, R OBP: 0.391, SLG: 0.619				K						2	1	0	0	2	1	0											
11 Ryan Zimmerman, R OBP: 0.354, SLG: 0.810										2	1	0	0	0	1	0											
10 Stephen Drew, L OBP: 0.167, SLG: 0.091				F8		F9		F9	K	4	0	0	0	0	1	4											
59 Jose Lobaton, S				G4-3		L7		G6-3		3	0	0	0	0	0	2											
11 Ryan Zimmerman, R OBP: 0.354, SLG: 0.810										1	1	1	3	0	0	0											
37 Stephen Strasburg, R				G5-3						2	0	0	0	0	1	0											
1 Wilner Difo, S OBP: 0.200, SLG: 0.333										0	0	0	0	1	0	0											
36 Sammy Solis, R										0	0	0	0	0	0	0											
32 Matt Wieters, S OBP: 0.500, SLG: 0.563										1	0	1	0	0	0	0											
Inning Stats	R: 0 E: 0 K: 0 S: 5	H: 0 LOB: 0 BB: 0 P: 7	R: 0 E: 0 K: 1 S: 7	H: 0 LOB: 0 BB: 0 P: 14	R: 0 E: 0 K: 0 S: 9	H: 0 LOB: 0 BB: 0 P: 14	R: 0 E: 0 K: 1 S: 15	H: 1 LOB: 2 BB: 0 P: 22	R: 0 E: 0 K: 1 S: 11	H: 1 LOB: 1 BB: 0 P: 16	R: 0 E: 0 K: 0 S: 8	H: 1 LOB: 2 BB: 1 P: 16	R: 0 E: 0 K: 2 S: 10	H: 0 LOB: 1 BB: 1 P: 18	R: 3 E: 0 K: 1 S: 18	H: 3 LOB: 1 BB: 1 P: 30	1B: 3 2B: 2 HR: 1	SF: 0 SAC: 0 DP: 0 HBP: 0	WP: 0 PB: 0 CS: 0	PA: 37							
PITCHER	IP	WLS	BF	H	R	ER	SO	BB	IBB	HBP	BLK	WP	HR	S	P	ERA	WHIP										
58 Jeremy Hellickson, R ERA: 0.9	5.0		17	1	0	0	2	1	0	0	0	0	0	44	70	0.00	0.400										
53 Joaquin Benoit, R ERA: 0.0	1.0	H	4	1	0	0	1	0	0	0	0	0	0	11	16	0.00	1.000										
17 Pat Neshek, R ERA: 0.0	0.2	H	4	1	0	0	0	1	0	0	0	0	0	7	15	0.00	3.000										
50 Héctor Neris, R ERA: 0.0	1.1	H	5	0	0	0	2	1	0	0	0	0	0	11	19	0.00	0.750										
46 Jeanmar Gómez, R ERA: 15.0	1.0	W	7	3	3	3	1	1	0	0	0	0	1	18	30	27.00	4.000										

Washington Nationals @ Philadelphia Phillies
Citizens Bank Park, Philadelphia, PA
Sun Apr 09 2017, 1:38 PM - 5:02 PM EDT
Att: 36,917 - Sunny - 65 F

livebaseballscores.com

AB 33
R 3
H 6
RBI 3
BB 4
SO 6
LOB 16




Batter	1	2	3	4	5	6	7	8	9	AB	R	H	RBI	BB	SO	LOB	BOTTOM										
16 César Hernández, S OBP: 0.321, SLG: 0.538	K		G4-3					F8		5	1	2	2	0	1	0											
47 Howie Kendrick, R OBP: 0.478, SLG: 0.667	K									3	0	1	1	1	2	0											
37 Odúbel Herrera, L OBP: 0.481, SLG: 0.455	7 CS		K							4	0	1	0	0	2	2											
7 Maikel Franco, R OBP: 0.231, SLG: 0.182	CS			L8						2	0	0	0	2	0	1											
5 Michael Saunders, L OBP: 0.250, SLG: 0.421		P4								4	0	0	0	0	1	3											
19 Tommy Joseph, R OBP: 0.136, SLG: 0.100										3	1	0	0	0	1	2											
17 Pat Neshek, S										0	0	0	0	0	0	0											
50 Héctor Neris, R										0	0	0	0	0	0	0											
46 Jeanmar Gómez, R										0	0	0	0	0	0	0											
25 Daniel Nava, S OBP: 0.667, SLG: 2.000										0	1	0	0	1	0	0											
34 Andrew Knapp, S OBP: 0.500, SLG: 0.490										3	1	1	0	1	0	2											
13 Freddy Galvis, S OBP: 0.304, SLG: 0.667										4	0	2	1	0	0	1											
58 Jeremy Hellickson, R ERA: 3.21										2	0	0	0	0	0	3											
53 Joaquin Benoit, R ERA: 9.0										0	0	0	0	0	0	0											
41 Brock Stassi, L										2	0	0	0	0	1	2											
Inning Stats	R: 0 E: 0 K: 2 S: 7	H: 1 LOB: 0 BB: 0 P: 10	R: 1 E: 0 K: 0 S: 18	H: 1 LOB: 2 BB: 2 P: 32	R: 0 E: 0 K: 2 S: 8	H: 0 LOB: 0 BB: 0 P: 10	R: 0 E: 0 K: 1 S: 7	H: 0 LOB: 0 BB: 0 P: 11	R: 2 E: 0 K: 1 S: 12	H: 3 LOB: 1 BB: 0 P: 16	R: 0 E: 0 K: 1 S: 11	H: 0 LOB: 1 BB: 1 P: 16	R: 0 E: 0 K: 1 S: 6	H: 0 LOB: 0 BB: 0 P: 10	R: 0 E: 0 K: 0 S: 6	H: 0 LOB: 1 BB: 1 P: 13	R: 1 E: 0 K: 0 S: 10	H: 2 LOB: 2 BB: 1 P: 21	1B: 5 2B: 2 HR: 0	SF: 0 SAC: 0 DP: 0 HBP: 0	WP: 0 PB: 0 CS: 1	PA: 38					
PITCHER	IP	WLS	BF	H	R	ER	SO	BB	IBB	HBP	BLK	WP	HR	S	P	ERA	WHIP										
37 Stephen Strasburg, R ERA: 3.21	7.0		28	5	3	3	8	3	0	0	0	0	0	69	105	3.86	1.143										
36 Sammy Solis, L ERA: 9.0	1.0	L	4	0	0	0	0	1	0	0	0	0	0	6	13	0.00	1.000										
30 Koda Glover, R ERA: 9.38	0.2	L	5	2	1	1	0	1	0	0	0	0	0	10	21	13.50	4.500										

Washington Nationals @ Philadelphia Phillies
Citizens Bank Park, Philadelphia, PA
Sun Apr 09 2017, 1:38 PM - 5:02 PM EDT
Att: 36,917 - Sunny - 65 F

livebaseballscores.com

AB 32
R 4
H 7
RBI 4
BB 5
SO 8
LOB 16



Batter	1	2	3	4	5	6	7	8	9	AB	R	H	RBI	BB	SO	LOB	TOP			
25 Dexter Fowler, S OBP: 0.257, SLG: 0.194										4	1	1	0	0	1	1				
36 Aledmys Díaz, R OBP: 0.278, SLG: 0.583										4	1	2	1	0	0	1				
4 Yadier Molina, R OBP: 0.387, SLG: 0.333										2	0	0	1	0	0	0				
55 Stephen Piscotty, R OBP: 0.333, SLG: 0.176										4	0	0	0	0	2	2				
3 Jedd Gyorko, R OBP: 0.300, SLG: 0.444										4	0	1	0	0	1	2				
27 Jhonny Peralta, R OBP: 0.150, SLG: 0.150										3	0	0	0	0	1	1				
63 Miguel Socolovich, R OBP: 0.150, SLG: 0.150										0	0	0	0	0	0	0				
26 Seungwhan Oh, R OBP: 0.150, SLG: 0.150										0	0	0	0	0	0	0				
13 Matt Carpenter, L OBP: 0.333, SLG: 0.208										0	0	0	0	1	0	0				
15 Randal Grichuk, R OBP: 0.219, SLG: 0.419										4	1	1	1	0	2	2				
58 José Martínez, R OBP: 0.556, SLG: 0.571										4	0	2	0	0	0	0				
31 Lance Lynn, S OBP: 0.429, SLG: 0.200										1	0	0	0	0	0	2				
35 Greg Garcia, L OBP: 0.429, SLG: 0.200										1	0	0	0	0	0	0				
Inning Stats	R: 1 E: 1 K: 0 S: 8	H: 1 LOB: 0 BB: 0 P: 12	R: 0 E: 0 K: 1 S: 14	H: 2 LOB: 2 BB: 0 P: 23	R: 0 E: 0 K: 1 S: 12	H: 1 LOB: 2 BB: 0 P: 17	R: 1 E: 0 K: 1 S: 11	H: 2 LOB: 1 BB: 0 P: 17	R: 0 E: 0 K: 2 S: 9	H: 0 LOB: 0 BB: 0 P: 12	R: 0 E: 0 K: 1 S: 9	H: 0 LOB: 0 BB: 0 P: 10	R: 1 E: 0 K: 1 S: 10	H: 1 LOB: 0 BB: 1 P: 14	R: 0 E: 0 K: 0 S: 5	H: 0 LOB: 0 BB: 1 P: 9	1B: 4 2B: 1 3B: 0 HR: 2	SF: 1 SAC: 1 DP: 1 HBP: 1	WP: 0 PB: 0 SB: 0 CS: 0	PA: 35
PITCHER	IP: 7.0 WLS: W BF: 28	H: 6 R: 2 ER: 1 SO: 6	BB: 0 IBB: 0 HBP: 1 BLK: 0	WP: 0 HR: 1 S: 67 P: 103	ERA: 1.29 WHIP: 0.857	IP: 1.0 WLS: 4 BF: 4	H: 1 R: 1 ER: 1 SO: 1	BB: 0 IBB: 0 HBP: 0 BLK: 0	WP: 0 HR: 1 S: 10 P: 14	ERA: 9.00 WHIP: 1.000	IP: 1.0 WLS: 3 BF: 0	H: 0 R: 0 ER: 0 SO: 0	BB: 1 IBB: 0 HBP: 0 BLK: 0	WP: 0 HR: 0 S: 5 P: 9	1B: 0 2B: 0 3B: 0 HR: 0	SF: 0 SAC: 0 DP: 0 HBP: 0	WP: 0 PB: 0 SB: 0 CS: 0	PA: 35		
47 Gio González, L ERA: 0.69																				
56 Joe Blanton, R ERA: 3.18																				
45 Blake Treinen, R ERA: 6.23																				

St. Louis Cardinals @ Washington Nationals
 Nationals Park, Washington, DC
 Tue Apr 11 2017, 7:09 PM - 10:03 PM EDT
 Att: 30,663 - Partly Cloudy - 81 F

AB	31
R	3
H	7
RBI	3
BB	1
SO	7
LOB	11



Batter	1	2	3	4	5	6	7	8	9	AB	R	H	RBI	BB	SO	LOB	BOTTOM			
2 Adam Eaton, L OBP: 0.447, SLG: 0.517										5	1	1	0	0	0	2				
1 Wilmer Difo, S OBP: 0.300, SLG: 0.222										5	0	1	0	0	1	3				
34 Bryce Harper, L OBP: 0.541, SLG: 0.679										2	2	1	0	3	0	2				
20 Daniel Murphy, L OBP: 0.486, SLG: 0.778										5	2	4	5	0	1					
11 Ryan Zimmerman, R OBP: 0.406, SLG: 0.733										5	0	1	0	0	1	3				
28 Jayson Werth, R OBP: 0.406, SLG: 0.655										4	1	1	1	0	1	1				
10 Stephen Drew, L ERA: 5.23										3	0	0	0	0	0	0				
6 Anthony Rendon, R OBP: 0.179, SLG: 0.115										1	0	0	0	0	1	1				
32 Matt Wieters, S OBP: 0.552, SLG: 0.739										3	1	2	1	0	1	0				
47 Gio González, R ERA: 0.69										2	1	0	0	1	0	1				
14 Chris Heisey, R ERA: 12.27										1	0	0	0	0	0	2				
56 Joe Blanton, R ERA: 3.18										0	0	0	0	0	0	0				
45 Blake Treinen, R ERA: 6.23										0	0	0	0	0	0	0				
Inning Stats	R: 0 E: 0 K: 0 S: 4	H: 0 LOB: 1 BB: 1 P: 11	R: 0 E: 0 K: 2 S: 8	H: 0 LOB: 0 BB: 0 P: 15	R: 2 E: 1 K: 2 S: 18	H: 1 LOB: 2 BB: 2 P: 31	R: 2 E: 0 K: 0 S: 15	H: 3 LOB: 1 BB: 0 P: 23	R: 2 E: 0 K: 0 S: 12	H: 1 LOB: 0 BB: 0 P: 21	R: 0 E: 0 K: 0 S: 12	H: 2 LOB: 2 BB: 0 P: 14	R: 1 E: 1 K: 1 S: 14	H: 2 LOB: 1 BB: 0 P: 22	R: 1 E: 0 K: 0 S: 13	H: 2 LOB: 1 BB: 0 P: 16	1B: 4 2B: 4 3B: 0 HR: 3	SF: 0 SAC: 0 DP: 0 HBP: 1	WP: 0 PB: 0 SB: 0 CS: 0	PA: 41
PITCHER	IP: 5.0 WLS: L BF: 25	H: 5 R: 6 ER: 4 SO: 4	BB: 4 IBB: 4 HBP: 4 BLK: 4	WP: 0 HR: 3 S: 57 P: 101	ERA: 7.20 WHIP: 1.800	IP: 2.0 WLS: 11 BF: 4	H: 4 R: 1 ER: 0 SO: 1	BB: 0 IBB: 0 HBP: 0 BLK: 0	WP: 0 HR: 0 S: 26 P: 36	ERA: 0.00 WHIP: 2.000	IP: 1.0 WLS: 5 BF: 2	H: 2 R: 1 ER: 1 SO: 0	BB: 0 IBB: 0 HBP: 0 BLK: 0	WP: 0 HR: 0 S: 16 P: 9	1B: 0 2B: 0 3B: 0 HR: 0	SF: 0 SAC: 0 DP: 0 HBP: 0	WP: 0 PB: 0 SB: 0 CS: 0	PA: 41		
31 Lance Lynn, R ERA: 12.27																				
63 Miguel Socolovich, R ERA: 1.8																				
26 Seungwhan Oh, R ERA: 12.27																				

St. Louis Cardinals @ Washington Nationals
 Nationals Park, Washington, DC
 Tue Apr 11 2017, 7:09 PM - 10:03 PM EDT
 Att: 30,663 - Partly Cloudy - 81 F

AB	36
R	8
H	11
RBI	7
BB	4
SO	5
LOB	16



Batter	1	2	3	4	5	6	7	8	9	AB	R	H	RBI	BB	SO	LOB	TOP				
16 César Hernández, S (1.4) OBP: 0.393, SLG: 0.615										4	2	3	1	1	0	1	Philadelphia Phillies @ Washington Nationals Nationals Park, Washington, DC Sun Apr 16 2017, 1:36 PM - 4:47 PM EDT Att: 29,774 - Partly Cloudy - 84 F				
25 Daniel Nava, S (1.9) OBP: 0.643, SLG: 1.200										3	1	1	0	2	0	1					
7 Maikel Franco, R (1.5) OBP: 0.235, SLG: 0.326										5	0	0	0	0	1	5					
19 Tommy Joseph, R (1.3) OBP: 0.205, SLG: 0.278										4	0	1	1	0	0	0					
29 Cameron Rupp, R (1.2) OBP: 0.286, SLG: 0.333										3	0	1	0	1	2	1					
23 Aaron Altherr, R (1.8) OBP: 0.308, SLG: 0.583										4	1	1	0	0	1	2					
41 Brock Stassi, L (1.7) 63 Joely Rodríguez, L (7.1) 17 Pat Neshek, S (8.1) 37 Odúbel Herrera, L (9,PH) 53 Joaquin Benoit, R (9.1)										3	0	0	0	0	0	2					
13 Freddy Galvis, S (1.6) 48 Jerad Eickhoff, R (1.1) 5 Michael Saunders, R (7.9)										4	0	1	1	0	0	1					
										1	0	0	0	0	0	0					
										2	0	0	0	0	1	1					
Inning Stats	R: 1 E: 0 K: 0 S: 8	H: 1 LOB: 0 BB: 0 P: 14	R: 0 E: 0 K: 1 S: 7	H: 1 LOB: 1 BB: 0 P: 13	R: 0 E: 0 K: 0 S: 6	H: 0 LOB: 1 BB: 2 P: 16	R: 0 E: 0 K: 0 S: 10	H: 0 LOB: 1 BB: 1 P: 17	R: 0 E: 0 K: 1 S: 9	H: 0 LOB: 0 BB: 0 P: 14	R: 0 E: 0 K: 0 S: 6	H: 0 LOB: 0 BB: 0 P: 10	R: 2 E: 1 K: 2 S: 16	H: 3 LOB: 1 BB: 2 P: 20	R: 1 E: 0 K: 1 S: 19	H: 2 LOB: 3 BB: 1 P: 32	1B: 5 2B: 2 3B: 0 HR: 1	SF: 0 SAC: 1 DP: 0 HBP: 0	WP: 1 PB: 0 SB: 1 CS: 1	PA: 39	
PITCHER	IP: 7.1 ERA: 1.33	WLS: B BF: 3	H: 1 R: 0 ER: 0 SO: 2	R: 0 LOB: 1 BB: 0 P: 2	BB: 0 IBB: 0 HBP: 0 BLK: 0	WP: 0 HR: 0 S: 8 P: 13	ERA: 2.46 WHIP: 1.091	IP: 0.2 ERA: 3.18	WLS: B BF: 6	H: 2 R: 1 ER: 1 SO: 1	R: 0 LOB: 0 BB: 0 P: 1	BB: 0 IBB: 0 HBP: 0 BLK: 0	WP: 0 HR: 0 S: 18 P: 30	ERA: 0.00 WHIP: 4.500	IP: 0.1 ERA: 6.75	WLS: W BF: 1	H: 0 R: 0 ER: 0 SO: 0	R: 0 LOB: 0 BB: 0 P: 0	BB: 0 IBB: 0 HBP: 0 BLK: 0	WP: 0 HR: 0 S: 0 P: 0	ERA: 0.00 WHIP: 0.000

AB	34
R	4
H	8
RBI	3
BB	4
SO	5
LOB	15



Batter	1	2	3	4	5	6	7	8	9	AB	R	H	RBI	BB	SO	LOB	BOTTOM				
2 Adam Eaton, L (1.8) OBP: 0.434, SLG: 0.512										5	2	3	0	0	0	0	Philadelphia Phillies @ Washington Nationals Nationals Park, Washington, DC Sun Apr 16 2017, 1:36 PM - 4:47 PM EDT Att: 29,774 - Partly Cloudy - 84 F				
6 Anthony Rendon, R (1.5) OBP: 0.298, SLG: 0.250										5	1	2	1	0	0	3					
34 Bryce Harper, L (1.9) OBP: 0.455, SLG: 0.644										5	2	3	5	0	0	2					
20 Daniel Murphy, L (1.4) OBP: 0.407, SLG: 0.642										4	0	1	0	0	0	3					
26 Adam Lind, L (1.3) 11 Ryan Zimmerman, R (9.3)										2	0	0	0	1	0	1					
28 Jayson Werth, R (1.7) 27 Shawn Kelley, R (9.1)										4	0	1	0	0	1	2					
32 Matt Wieters, S (1.2) OBP: 0.415, SLG: 0.514										4	0	0	0	0	1	1					
1 Wilmer Difo, S (1.6) OBP: 0.240, SLG: 0.208										4	0	1	0	0	1	0					
47 Gio González, R (1.1) 30 Koda Glover, R (8.1) 45 Blake Treinen, R (9.1) 14 Chris Heisey, R (9.7)										3	0	0	0	0	2	2					
										0	0	0	0	0	0	0					
										0	1	0	0	1	0	0					
Inning Stats	R: 1 E: 0 K: 0 S: 13	H: 2 LOB: 1 BB: 0 P: 18	R: 0 E: 0 K: 3 S: 12	H: 0 LOB: 0 BB: 0 P: 18	R: 2 E: 0 K: 1 S: 15	H: 3 LOB: 2 BB: 1 P: 22	R: 0 E: 0 K: 1 S: 7	H: 0 LOB: 0 BB: 0 P: 9	R: 0 E: 1 K: 0 S: 10	H: 2 LOB: 2 BB: 0 P: 13	R: 0 E: 0 K: 0 S: 9	H: 1 LOB: 1 BB: 0 P: 18	R: 0 E: 0 K: 0 S: 7	H: 0 LOB: 0 BB: 0 P: 10	R: 3 E: 0 K: 0 S: 12	H: 2 LOB: 0 BB: 1 P: 24	1B: 6 2B: 3 3B: 0 HR: 2	SF: 0 SAC: 0 DP: 0 HBP: 0	WP: 0 PB: 0 SB: 0 CS: 0	PA: 39	
PITCHER	IP: 6.0 ERA: 2.75	WLS: 4 BF: 1	H: 8 R: 3 ER: 3 SO: 3	R: 0 LOB: 0 BB: 0 P: 0	BB: 0 IBB: 0 HBP: 0 BLK: 0	WP: 0 HR: 0 S: 9 P: 18	ERA: 4.50 WHIP: 1.333	IP: 1.0 ERA: 9.00	WLS: L BF: 5	H: 1 R: 0 ER: 0 SO: 3	R: 0 LOB: 0 BB: 0 P: 0	BB: 0 IBB: 0 HBP: 0 BLK: 0	WP: 0 HR: 0 S: 12 P: 24	ERA: 0.00 WHIP: 1.000	IP: 1.0 ERA: 0.00	WLS: 3 BF: 0	H: 7 R: 0 ER: 0 SO: 7	R: 0 LOB: 0 BB: 0 P: 0	BB: 0 IBB: 0 HBP: 0 BLK: 0	WP: 0 HR: 0 S: 10 P: 24	ERA: 40.50 WHIP: 4.500

AB	37
R	6
H	11
RBI	6
BB	2
SO	5
LOB	14



Batter	1	2	3	4	5	6	7	8	9	AB	R	H	RBI	BB	SO	LOB	TOP			
2 Adam Eaton, L (1.8) OBP: 0.429, SLG: 0.481	F9	34 HR		6 1B 34 WP		K		34 2B 11 HR	G3	5	3	2	1	1	1	0	Washington Nationals @ Atlanta Braves SunTrust Park, Atlanta, GA Wed Apr 19 2017, 7:37 PM - 11:09 PM EDT Att: 22,101 - Partly Cloudy - 75 F			
6 Anthony Rendon, R (1.5) OBP: 0.288, SLG: 0.264	G5-3	K		34 E 1B		34 1B		K	26 1B	6	1	3	0	0	2	4				
34 Bryce Harper, L (1.9) OBP: 0.516, SLG: 0.846	HR	HR		1B		20 G6-3 1B		11 HR	26 1B	4	3	4	5	1	0	0				
3 Michael Taylor, R (8.9) OBP: 0.167, SLG: 0.167		HR		1B		1B		11 HR	14 1B	1	1	1	0	0	0	0				
20 Daniel Murphy, L (1.4) OBP: 0.375, SLG: 0.557		G4-3		F7		G6-3		11 HR	F7	4	1	0	0	2	0	6				
43 Matt Albers, L (9.1)	BB									0	0	0	0	0	0	0				
11 Ryan Zimmerman, R (1.3) OBP: 0.426, SLG: 0.720	F8		G5-3			32 G4-3 1B		2B	14 1B	5	1	3	4	0	0	1				
26 Adam Lind, L (8.3) OBP: 0.500, SLG: 0.786								HR		1	0	1	1	0	0	0				
28 Jayson Werth, R (1.7) OBP: 0.347, SLG: 0.489		1B 2 BB		F8		K		F9	32 1B 1 FC6-4	1	1	1	0	0	0	0				
14 Chris Heisey, R (3.7) OBP: 0.385, SLG: 0.636										5	1	2	1	0	1	2				
32 Matt Wieters, S (1.2) OBP: 0.412, SLG: 0.488		2B 1B 34 HR		F9		G4-3		K	1 FC6-4 1B	5	1	1	0	1	1	4				
1 Wilmer Difo, S (1.6) OBP: 0.294, SLG: 0.281		2B 34 HR		G4-3		1B		FC6-4		4	1	2	1	1	0	1				
41 Joe Ross, R (1.1)																				
72 Enny Romero, R (8.1)																				
5 Grant Green, R (9.4)																				
Inning Stats	R: 1 E: 0 K: 0 S: 6	H: 1 LOB: 1 BB: 1 P: 13	R: 5 E: 0 K: 2 S: 22	H: 4 LOB: 0 BB: 1 P: 38	R: 0 E: 0 K: 0 S: 8	H: 0 LOB: 0 BB: 0 P: 12	R: 1 E: 0 K: 1 S: 19	H: 2 LOB: 2 BB: 1 P: 30	R: 0 E: 0 K: 1 S: 10	H: 2 LOB: 1 BB: 0 P: 15	R: 0 E: 0 K: 1 S: 12	H: 2 LOB: 2 BB: 0 P: 21	R: 5 E: 0 K: 1 S: 19	H: 4 LOB: 2 BB: 0 P: 35	R: 2 E: 0 K: 0 S: 17	H: 4 LOB: 2 BB: 0 P: 25	1B: 14 2B: 3 3B: 0 HR: 3	SF: 0 SAC: 0 DP: 1 HBP: 0	WP: 1 PB: 0 SB: 1 CS: 0	PA: 52
PITCHER	IP WLS BF H R ER SO BB IBB HBP BLK WP HR S P ERA WHIP																			
49 Julio Teheran, R (1.1) ERA: 3.52	4.0 L 22 7 7 7 3 2 1 0 0 0 1 2 55 93 15.75 2.250																			
55 Josh Collmenter, R (8.1) ERA: 3.0	3.0 14 5 0 3 0 1 0 0 0 0 0 29 50 0.00 1.667																			
46 Ian Krol, L (8.1) ERA: 14.4	0.1 7 4 5 5 1 2 0 0 0 0 0 1 16 30 135.00 18.000																			
58 Luke Jackson, R (8.1) ERA: 6.0	1.1 8 4 2 2 0 0 0 0 0 0 0 19 29 13.50 3.000																			
34 Eric O'Flaherty, L (9.1) ERA: 5.79	0.1 1 0 0 0 0 0 0 0 0 0 0 1 1 0.00 0.000																			

AB	46
R	14
H	20
RBI	13
BB	6
SO	7
LOB	26



Batter	1	2	3	4	5	6	7	8	9	AB	R	H	RBI	BB	SO	LOB	BOTTOM					
11 Ender Inciarte, L (1.8) OBP: 0.290, SLG: 0.475	22 1B 5 BB					P6		7 G5-3 5 BB		3	1	1	0	0	1	1	Washington Nationals @ Atlanta Braves SunTrust Park, Atlanta, GA Wed Apr 19 2017, 7:37 PM - 11:09 PM EDT Att: 22,101 - Partly Cloudy - 75 F					
23 Chase d'Arnaud, R (8.7) OBP: 0.500, SLG: 0.375		K								0	1	0	0	1	0	0						
7 Dansby Swanson, R (1.6) OBP: 0.159, SLG: 0.197	K					F9		G5-3		4	0	0	0	0	2	2						
5 Freddie Freeman, L (1.3) OBP: 0.533, SLG: 0.920	22 1B 4 BB					G6-3		2H 1B		3	2	2	2	1	0	0						
22 Nick Markakis, L (1.9) OBP: 0.367, SLG: 0.453	4 1B					1B		K		4	0	2	1	0	2	1						
4 Brandon Phillips, R (1.4) OBP: 0.362, SLG: 0.426	13 G6-4-3 1B					P4		G4-3		4	0	1	1	0	0	2						
13 Adonis Garcia, R (1.5) OBP: 0.214, SLG: 0.245	G6-4-3					L9		L8		4	0	1	0	0	0	3						
8 Jace Peterson, L (1.7) OBP: 0.296, SLG: 0.326						G3-1				2	0	0	0	0	1	0						
55 Josh Collmenter, R (8.1) ERA: 3.86										0	0	0	0	0	0	0						
17 Johan Camargo, S (7.7) ERA: 2.76										1	0	0	0	0	0	0						
46 Ian Krol, L (8.1) ERA: 14.4										0	0	0	0	0	0	0						
58 Luke Jackson, R (8.1) ERA: 6.0										0	0	0	0	0	0	0						
34 Eric O'Flaherty, L (9.1) ERA: 5.79										1	0	0	0	0	0	1						
24 Kurt Suzuki, R (8.7) OBP: 0.269, SLG: 0.100																						
20 Anthony Recker, R (1.2) OBP: 0.143, SLG: 0.143	G5-3					G5-3		G5-3		4	0	0	0	0	0	1						
49 Julio Teheran, R (1.1) ERA: 3.52										1	0	1	0	0	0	0						
64 Emilio Bonifacio, S (5.7) OBP: 0.167, SLG: 0.119						B2-3		K		2	0	0	0	0	1	0						
Inning Stats	R: 2 E: 0 K: 1 S: 12	H: 3 LOB: 1 BB: 1 P: 20	R: 0 E: 0 K: 2 S: 10	H: 1 LOB: 0 BB: 0 P: 17	R: 1 E: 0 K: 2 S: 13	H: 1 LOB: 0 BB: 0 P: 20	R: 0 E: 0 K: 0 S: 8	H: 0 LOB: 0 BB: 0 P: 11	R: 0 E: 0 K: 0 S: 5	H: 0 LOB: 0 BB: 0 P: 6	R: 0 E: 0 K: 2 S: 9	H: 1 LOB: 1 BB: 0 P: 12	R: 0 E: 0 K: 2 S: 11	H: 0 LOB: 0 BB: 0 P: 14	R: 1 E: 0 K: 1 S: 11	H: 1 LOB: 1 BB: 1 P: 23	R: 0 E: 0 K: 0 S: 6	H: 1 LOB: 0 BB: 0 P: 7	1B: 7 2B: 0 3B: 0 HR: 1	SF: 0 SAC: 0 DP: 2 HBP: 0	WP: 0 PB: 0 SB: 0 CS: 0	PA: 35
PITCHER	IP WLS BF H R ER SO BB IBB HBP BLK WP HR S P ERA WHIP																					
41 Joe Ross, R (1.1) ERA: 3.86	7.0 W 27 6 3 3 3 1 0 0 0 0 0 66 100 3.86 1.000																					
72 Enny Romero, L (8.1) ERA: 8.31	1.0 5 1 1 1 1 1 0 0 0 0 0 11 23 9.00 2.000																					
43 Matt Albers, R (9.1) ERA:	1.0 3 1 0 0 0 0 0 0 0 0 0 6 7 0.00 1.000																					

AB	33
R	4
H	8
RBI	4
BB	2
SO	8
LOB	11



Batter	1	2	3	4	5	6	7	8	9	10	11	AB	R	H	RBI	BB	SO	LOB	TOP						
2 Adam Eaton, L OBP: 0.375, SLG: 0.410	(1,8) C SI 95 2-2 B SI 94 F SI 93 F SI 96 X CH 88	(1,8) S SI 95 1-2 C CH 87 X SI 95			(2) S CU 81 2-2 F CH 86 B CU 80 X CH 88			(1) C FF 88 0-3 L CU 89 S CU 89			(3) G FF 85 1-3 B SL 81 F FF 80 F FF 96 F SL 80 C SL 80		5	0	0	0	0	2	1						
1 Wilmer Difo, S OBP: 0.302, SLG: 0.237	(1,6) H FF 94 1-0							(2) X FF 88 0-0			(1) C FF 92 1-2 T FF 94 F FF 84 X FF 82	3	1	0	0	1	0	0							
34 Bryce Harper, L OBP: 0.521, SLG: 0.864	(1,9) B SI 92 2-2 B SI 95 C SI 96 F SI 96 X SI 96	(1,9) H 1H			(1) F CH 86 1-2 F SI 95 B SI 94 X CH 87		(1) X SI 92 0-0				(3) B FF 89 4-2 S CU 88 B CU 72 F FF 89 C FF 89 X FF 88	4	2	2	2	1	0	1							
20 Daniel Murphy, L OBP: 0.362, SLG: 0.523	(1,4) B SI 95 1-0 X CH 87				(2) B SI 94 2-3 F SI 93 F SI 94 F SI 94 1 SAFE B SI 92 S SL 88		(2) C SI 87 1-1 B SI 93 X SI 94				(3) B FF 89 3-1 B SI 94 F SI 94 F SI 94 X FF 88	4	0	0	0	1	1	2							
6 Anthony Rendon, R OBP: 0.308, SLG: 0.271	(1,5) C SI 96 3-2 B SL 86 B SL 90 B SL 88 C SI 82 X SL 87				(1) T FF 93 3-2 B FF 95 B FF 95 B FF 93 F SI 94 X SL 88						(1) F FF 89 3-2 B FF 91 C FF 91 F FF 91 F SI 91 B SL 96 X FF 90	3	0	1	0	2	0	0							
26 Adam Lind, L OBP: 0.381, SLG: 0.579	(1,3) B SI 89 2-0 B SL 88 X CH 86				(2) B SI 94 2-2 B SI 94 C FF 95 F SI 91 X SL 91						(2) B SI 97 4-0 B SI 96 B FF 96	4	0	0	0	0	0	2							
56 Joe Blanton, R	(9,1)											0	0	0	0	0	0	0							
72 Enny Romero, R	(10,1)											0	0	0	0	0	0	0							
7 Trea Turner, R OBP: 0.200, SLG: 0.211	(11,PH)											0	0	0	1	1	0	0							
27 Shawn Kelley, R	(11,1)											0	0	0	0	0	0	0							
14 Chris Heisey, R OBP: 0.333, SLG: 0.500	(1,7)											5	0	1	0	0	1	3							
59 Jose Lobaton, S OBP: 0.182, SLG: 0.400	(1,2)											5	1	1	1	0	1	4							
57 Tanner Roark, R OBP: 0.333, SLG: 0.500	(1,1)											2	0	0	0	0	1	0							
46 Oliver Pérez, L	(7,1)											1	0	0	0	0	0	0							
11 Ryan Zimmerman, R OBP: 0.424, SLG: 0.784	(9,3)											1	0	0	0	0	0	0							
Inning Stats	R: 2 E: 0 K: 0 S: 12	H: 2 LOB: 1 BB: 0 P: 23	R: 0 E: 0 K: 0 S: 11	H: 1 LOB: 1 BB: 0 P: 15	R: 0 E: 0 K: 1 S: 8	H: 0 LOB: 0 BB: 1 P: 15	R: 0 E: 0 K: 0 S: 10	H: 0 LOB: 0 BB: 0 P: 18	R: 1 E: 0 K: 1 S: 12	H: 1 LOB: 0 BB: 0 P: 17	R: 0 E: 0 K: 0 S: 4	H: 0 LOB: 1 BB: 1 P: 10	R: 0 E: 0 K: 1 S: 8	H: 0 LOB: 1 BB: 1 P: 15	R: 0 E: 0 K: 1 S: 9	H: 0 LOB: 0 BB: 0 P: 11	R: 1 E: 0 K: 2 S: 15	H: 1 LOB: 3 BB: 3 P: 29	1B: 2 2B: 1 3B: 0 HR: 2	SF: 0 SAC: 1 DP: 0 HBP: 1	WP: 1 PB: 0 SB: 0 CS: 1	PA: 44			
PITCHER	IP ERA WHIP	WLS BF 27	H R 3	R ER 3	SO 2	BB 1	IBB 0	HBP 0	BLK 0	WP 0	HR 2	S 64	P 108	ERA 3.86	WHIP 0.857										
33 Matt Harvey, R ERA: 2.84	(1,1)	1.0	4	0	0	1	1	0	0	0	0	8	15	0.00	1.000										
39 Jerry Blevins, L ERA:	(8,1)	1.0	3	0	0	0	0	0	0	0	0	13	17	0.00	0.000										
43 Addison Reed, R ERA: 3.38	(9,1)	1.0	6	1	1	1	1	0	1	0	0	16	22	6.75	0.750										
49 Josh Smoker, L ERA: 3.12	(10,1)	1.1	4	0	0	2	2	0	0	1	0	8	18	0.00	3.000										
27 Jeunys Familia, R ERA:	(11,1)	0.2	4	0	0	2	2	0	0	0	0	8	18	0.00	3.000										

Washington Nationals @ New York Mets
Citi Field, Flushing, NY
Fri Apr 21 2017, 7:13 PM - 10:55 PM EDT
Att: 34,773 - Cloudy - 50 F

AB 36
R 4
H 5
RBI 4
BB 6
SO 6
LOB 13

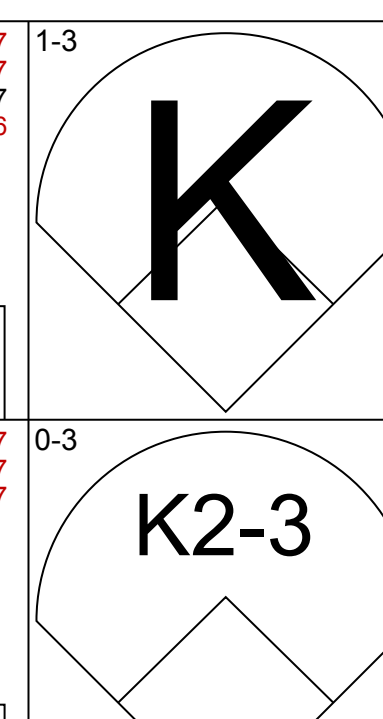
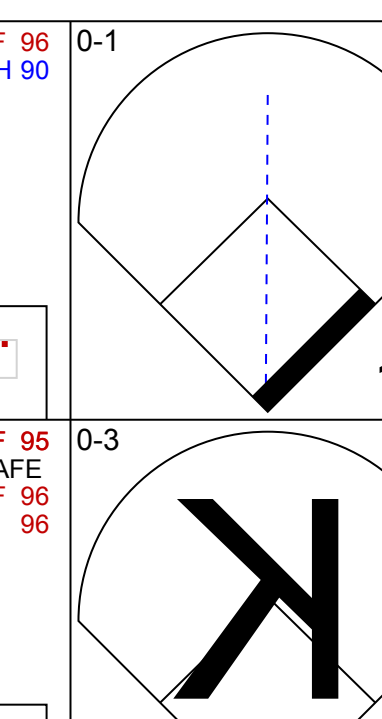
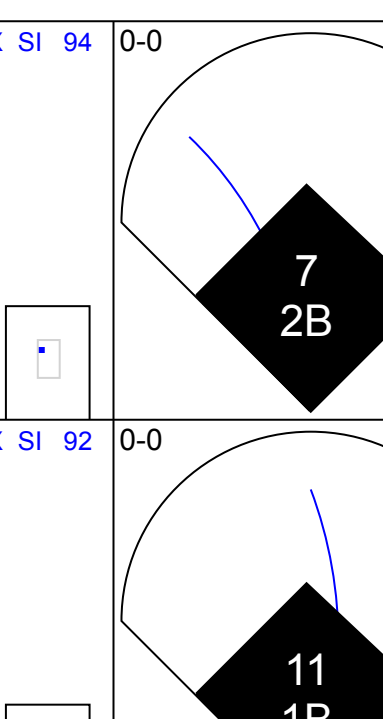
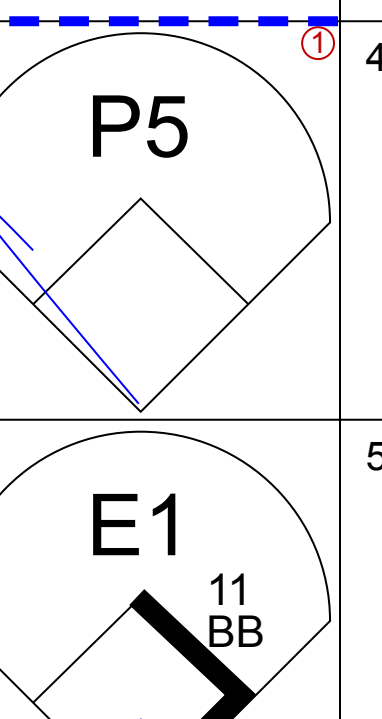
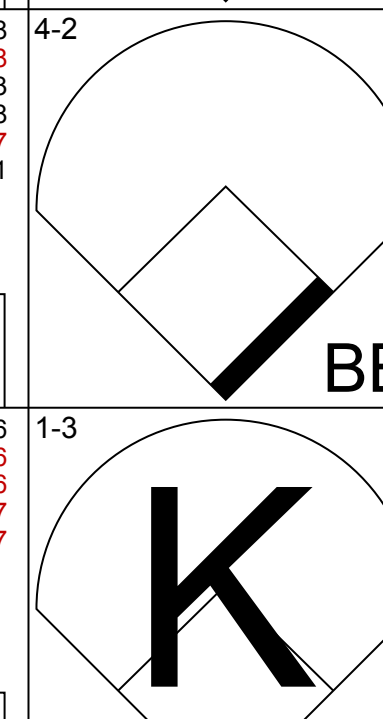

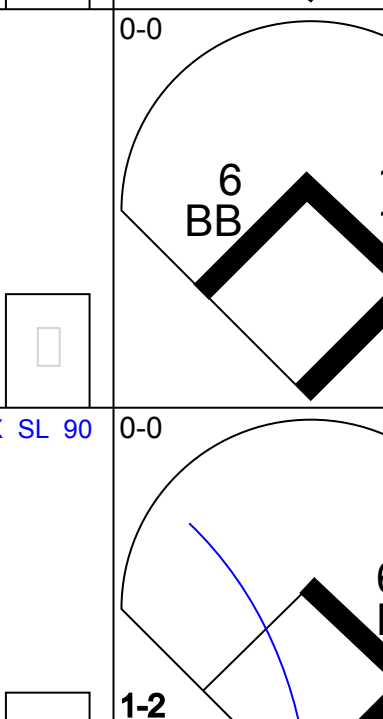
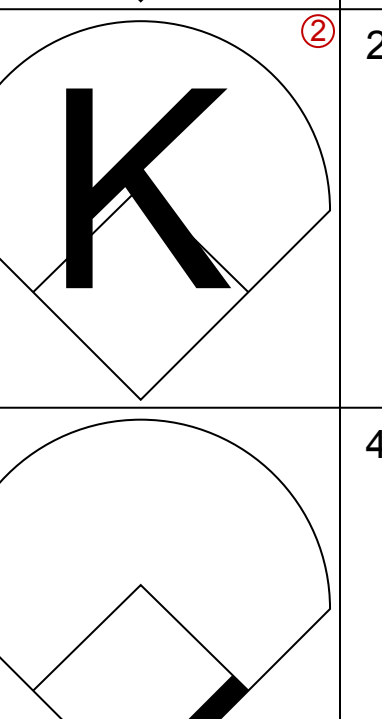

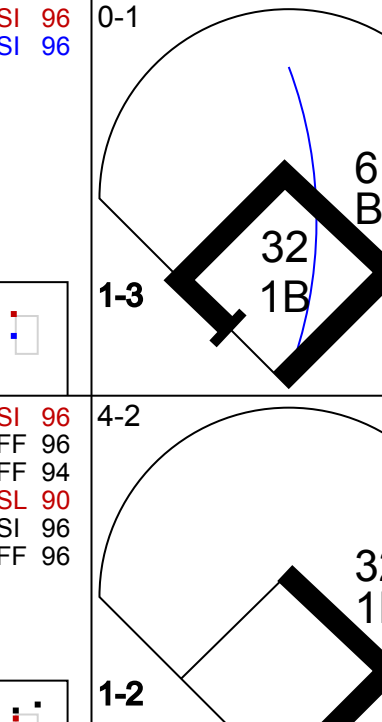
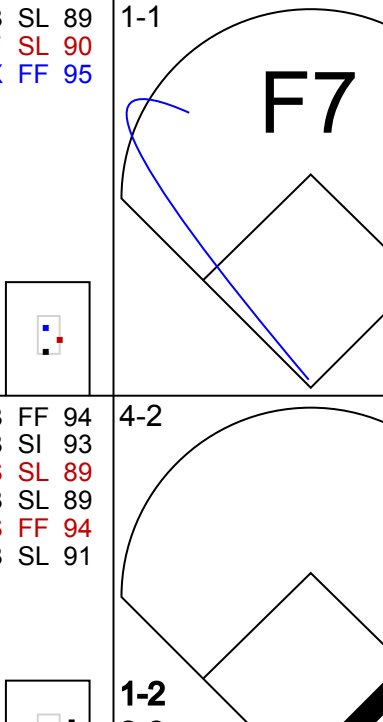

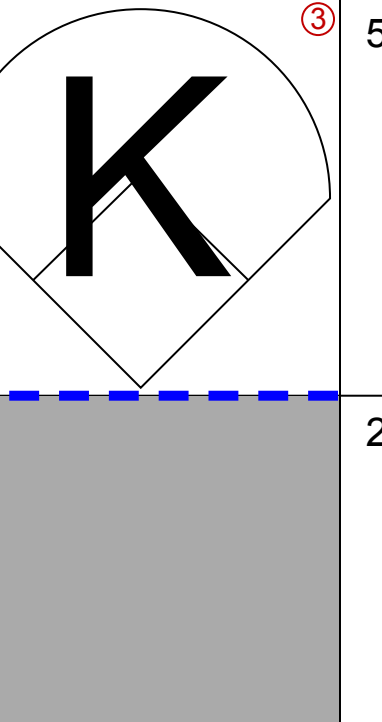

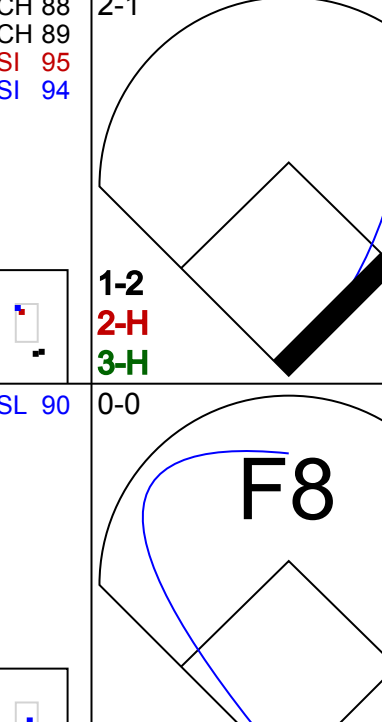
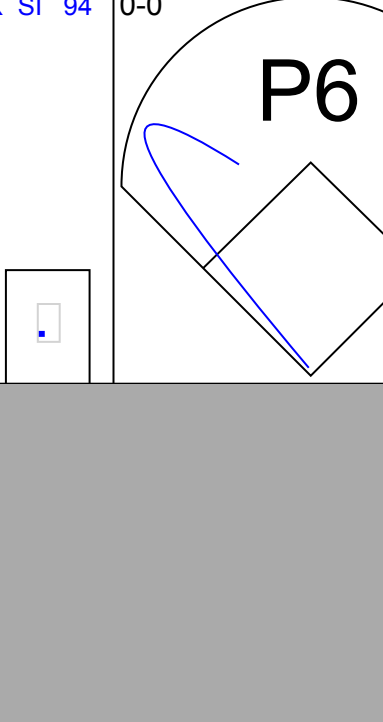

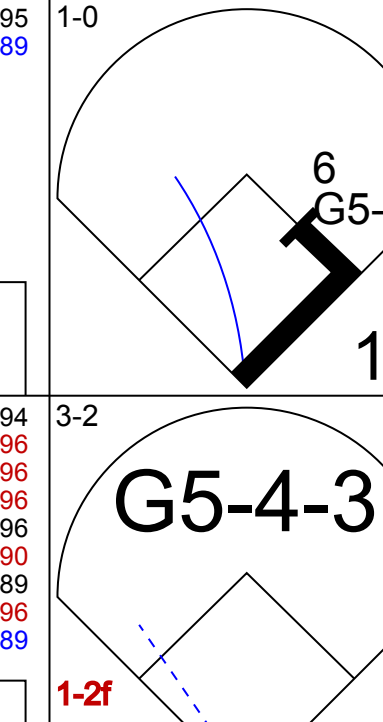

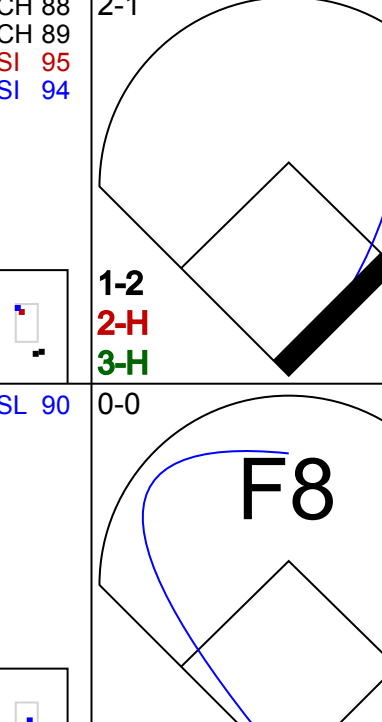
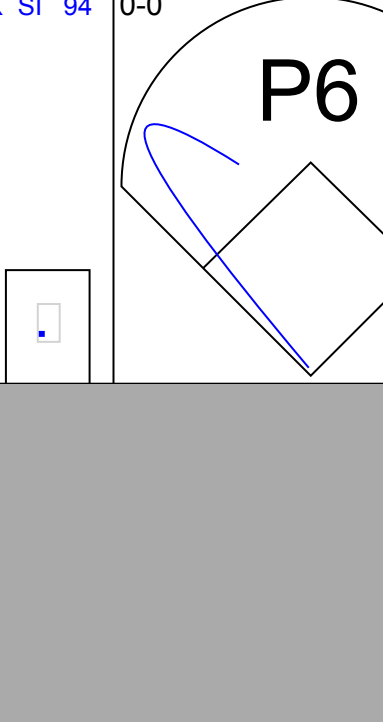


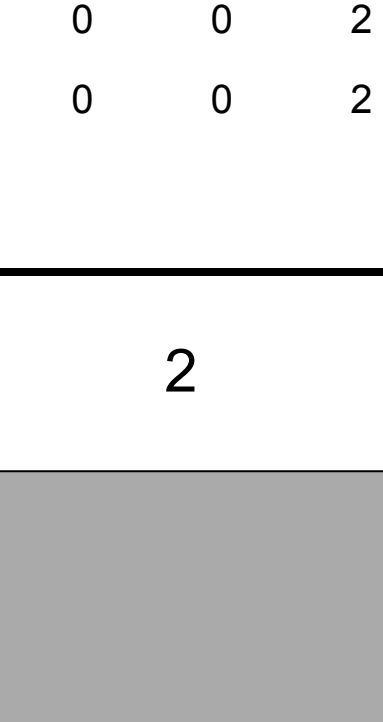
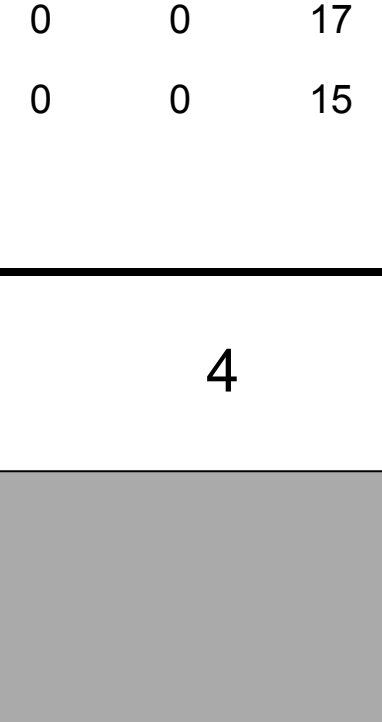
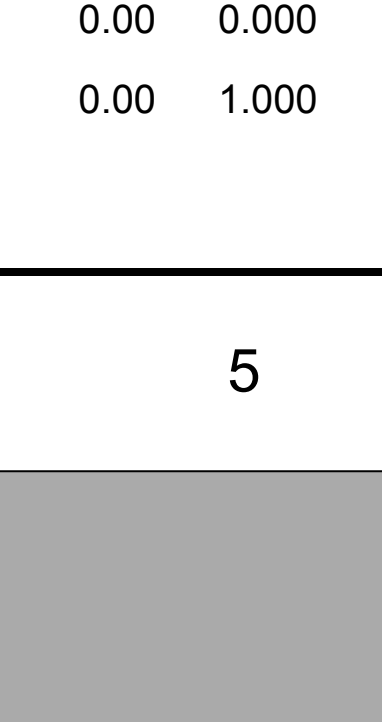
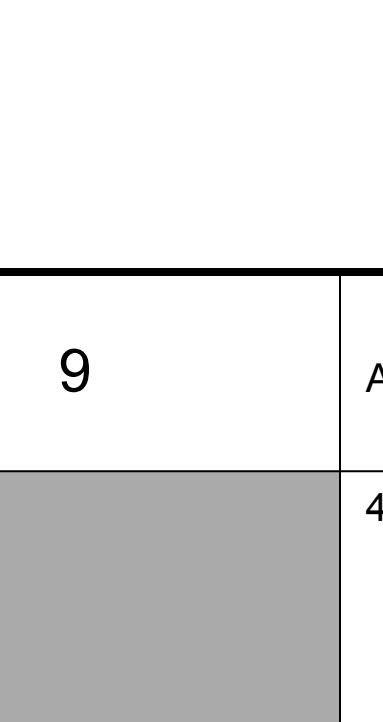


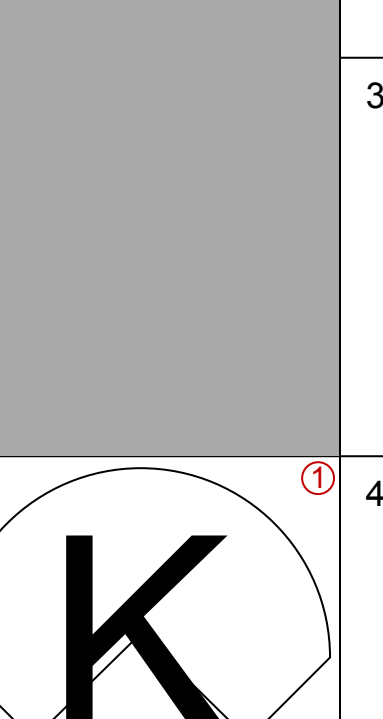

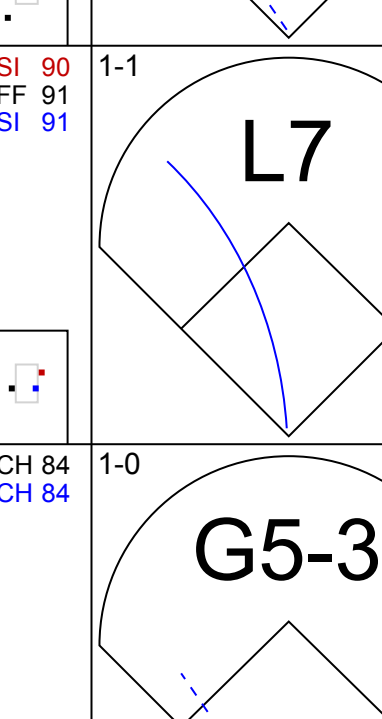
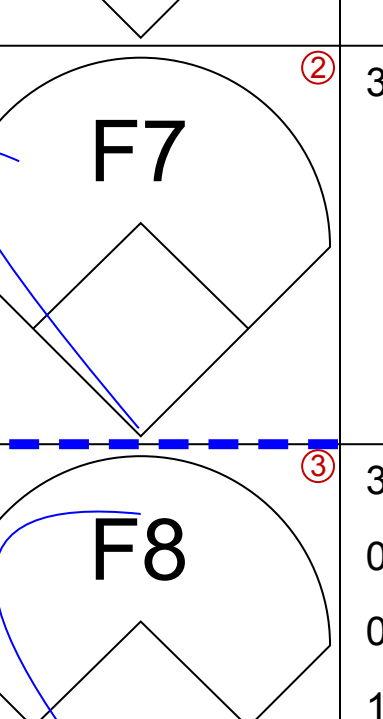

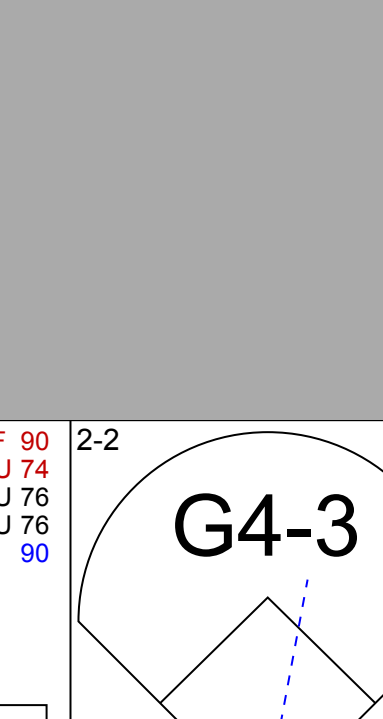
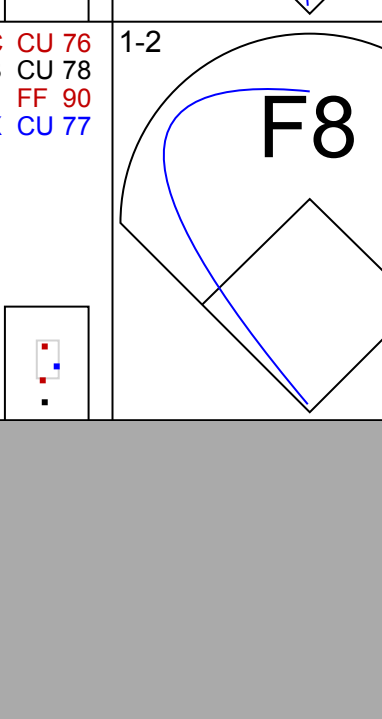



Batter	1	2	3	4	5	6	7	8	9	10	11	AB	R	H	RBI	BB	SO	LOB	BOTTOM							
30 Michael Conforto, L OBP: 0.417, SLG: 0.690	(1,7) X SI 92 0-0											4	1	2	1	1	0	2								
12 Juan Lagares, R OBP: 0.231, SLG: 0.091	(1,8) C FF 92 1-3 B SI 86 B SI 89 C SI 94											4	0	0	0	1	1	5								
19 Jay Bruce, L OBP: 0.366, SLG: 0.603	(1,3) F SI 92 2-2 B SI 91 B SI 91 F CH 82 T SI 93											5	1	1	0	0	1	3								
20 Neil Walker, S OBP: 0.296, SLG: 0.306	(1,4) F SI 92 2-1 B SI 90 B SI 93 X CH 82											5	0	0	0	0	2	1								
3 Curtis Granderson, L OBP: 0.227, SLG: 0.283	(1,9)											4	1	2	2	1	1	0								
7 José Reyes, S OBP: 0.176, SLG: 0.129	(1,6) C SI 92 1-3 F CU 76 B SI 91 C SI 92											5	0	0	0	0	1	2								
44 René Rivera, R OBP: 0.296, SLG: 0.308	(1,2)											3	0	0	0	1	0	1								
65 Robert Gsellman, R OBP: 0.200, SLG: 0.200	(9, PR)											0	0	0	0	0	0	0								
49 Josh Smoker, L	(10,1)											0	0	0	0	0	0	0								
27 Jeunys Familia, R	(11,1)											1	0	0	0	0	0	0								
18 Travis d'Arnaud, R OBP: 0.341, SLG: 0.513	(11,PH)											4	0	1	0	0	1	0								
54 T.J. Rivera, R OBP: 0.333, SLG: 0.143	(1,5)											2	0	0	0	0	1	0								
33 Matt Harvey, R	(1,1)											2	0	0	0	0	1	1								
45 Zack Wheeler, L OBP: 0.186, SLG: 0.133	(7,PH)											1	0	0	0	0	0	0								
39 Jerry Blevins, L	(8,1)											0	0	0	0	0	0	0								
43 Addison Reed, L	(9,1)											0	0	0	0	0	0	0								
13 Asdrubal Cabrera, S	(9,PH)											0	0	0	0	1	0	0								
26 Kevin Plawecki, R	(10,2)											0	0	0	0	0	0	0								
Inning Stats	R: 1 E: 0 K: 2 S: 9	H: 1 LOB: 0 BB: 0 P: 14	R: 0 E: 0 K: 1 S: 7	H: 0 LOB: 0 BB: 1 P: 13	R: 0 E: 0 K: 0 S: 6	H: 0 LOB: 0 BB: 0 P: 11	R: 1 E: 1 K: 0 S: 9	H: 2 LOB: 1 BB: 0 P: 14	R: 0 E: 0 K: 1 S: 9	H: 2 LOB: 2 BB: 0 P: 14	R: 1 E: 0 K: 1 S: 7	H: 1 LOB: 1 BB: 0 P: 12	R: 0 E: 0 K: 0 S: 15	H: 1 LOB: 3 BB: 2 P: 28	R: 0 E: 0 K: 2 S: 10	H: 0 LOB: 0 BB: 0 P: 18	R: 0 E: 0 K: 0 S: 9	H: 0 LOB: 3 BB: 2 P: 20	R: 0 E: 0 K: 0 S: 10	H: 0 LOB: 0 BB: 0 P: 14	R: 0 E: 0 K: 1 S: 8	H: 0 LOB: 0 BB: 0 P: 14	1B: 4 2B: 1 3B: 0 HR: 2	SF: 0 SAC: 1 DP: 1 HBP: 0	WP: 0 PB: 0 SB: 0 CS: 0	PA: 44
PITCHER	IP ERA WHIP	WLS BF 29	H R 3	R ER 3	SO 2	BB 2	IBB 1	HBP 0	BLK 0	WP 0	HR 2	S 60	P 102	ERA 4.05	WHIP 1.350											
57 Tanner Roark, R ERA: 3.65	(1,1)	1.1	4	0	0	2	0	0	0	0	0	12	22	0.00	0.000											
46 Oliver Pérez, L ERA: 6.75	(7,1)	1.0	5	0	0	0	2	0	0	0	0	9	20	0.00	2.000											
56 Joe Blanton, R ERA: 5.63	(9,1)	1.0	3	0	0	0	0	0	0	0	0	10	14	0.00	0.000											
72 Enny Romero, L ERA: 6.75	(10,1)	1.0	3	0	0	0	0	0	0	0	0	10	14	0.00	0.000											
27 Shawn Kelley, R ERA: 4.5	(11,1)	1.0	3	0	0	1	0	0	0	0	0	8	14	0.00	0.000											

Washington Nationals @ New York Mets
Citi Field, Flushing, NY
Fri Apr 21 2017, 7:13 PM - 10:55 PM EDT
Att: 34,773 - Cloudy - 50 F

AB 38
R 3
H 7
RBI 3
BB 5
SO 8
LOB 15

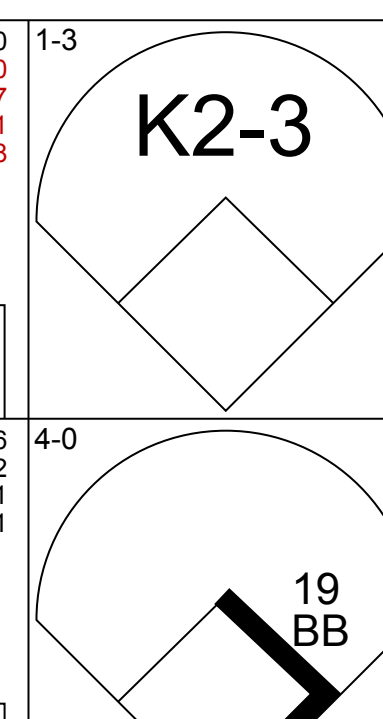
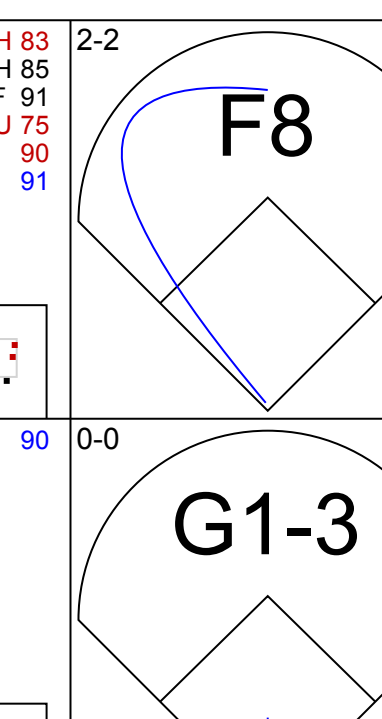


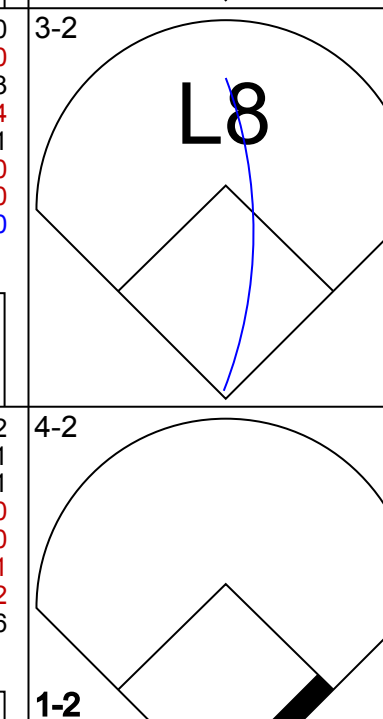


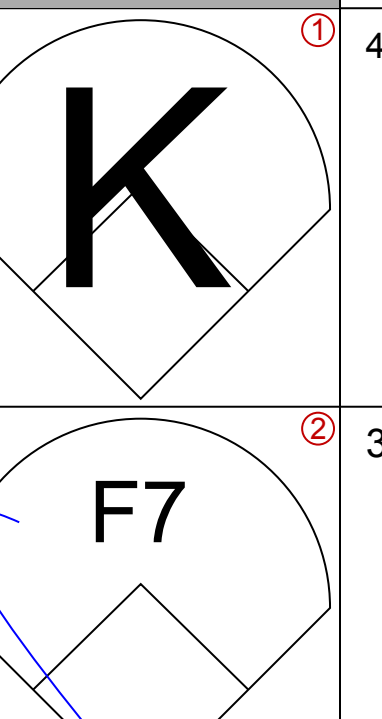
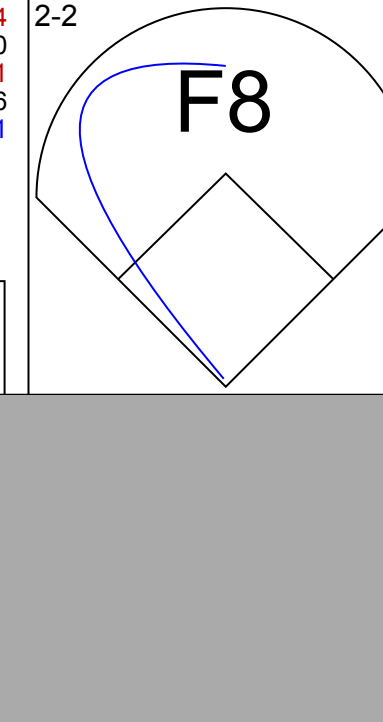
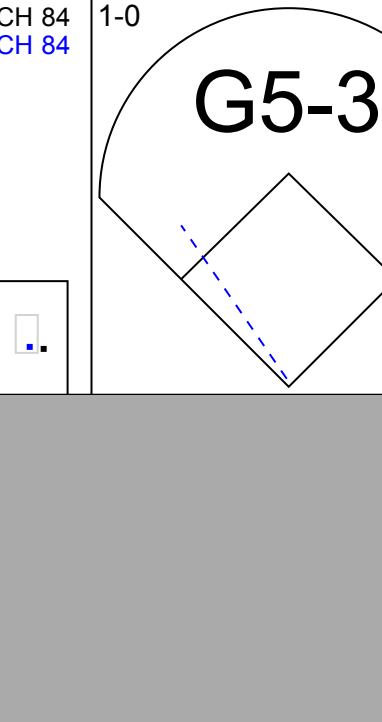
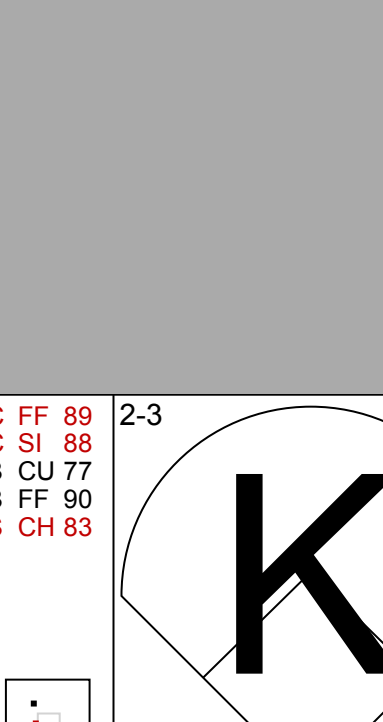
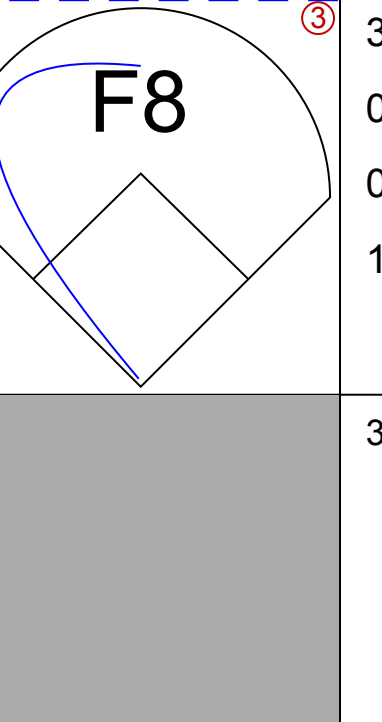


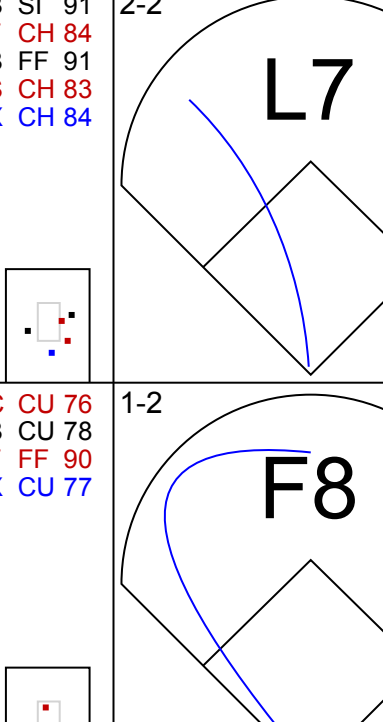



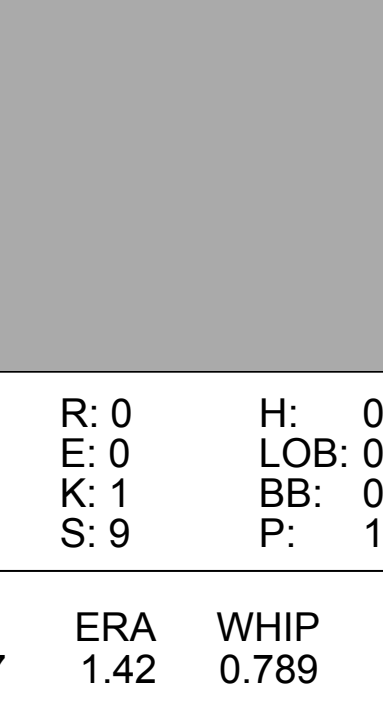
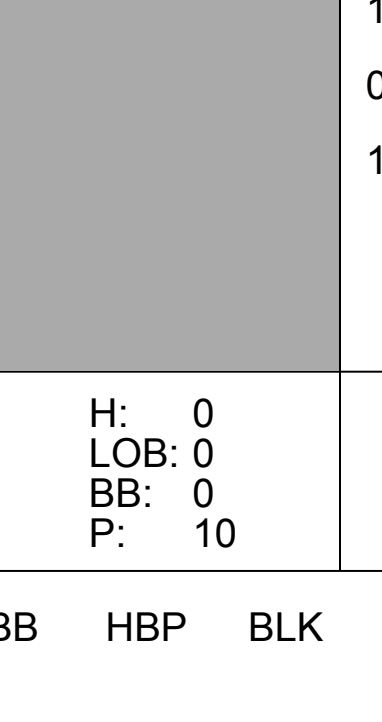
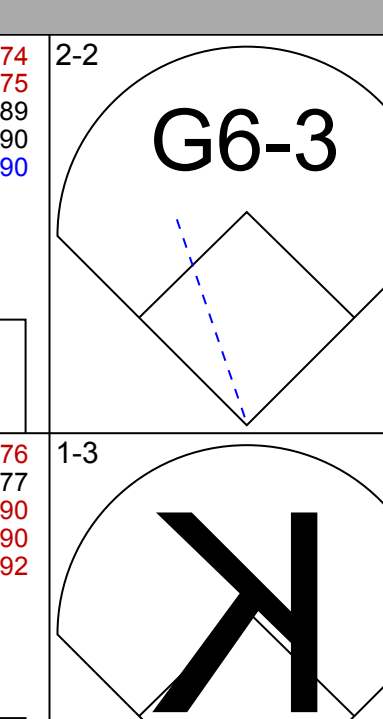
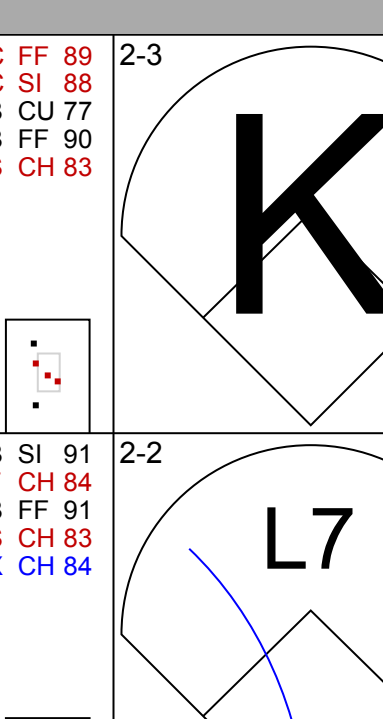

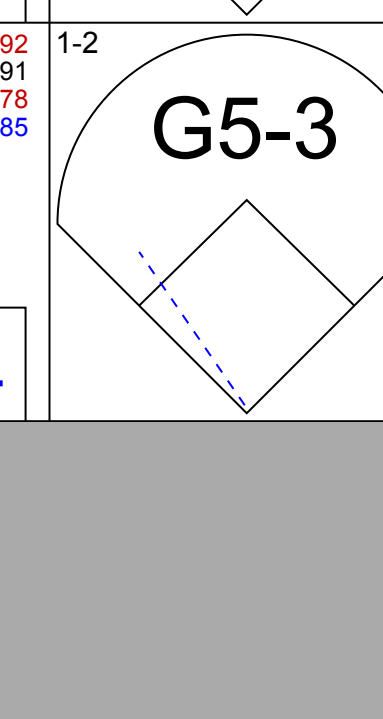
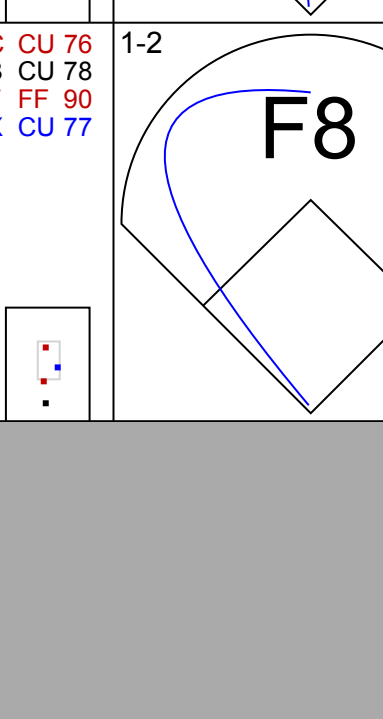

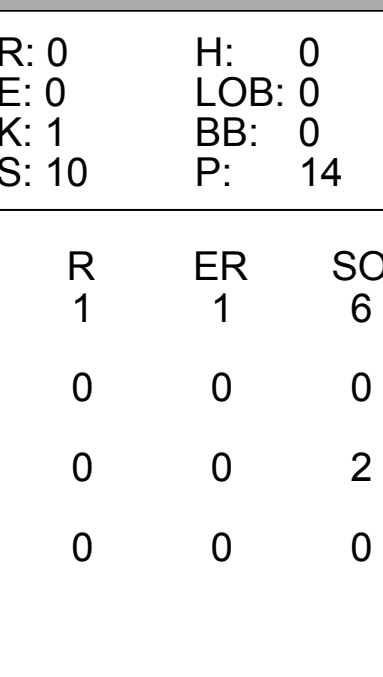
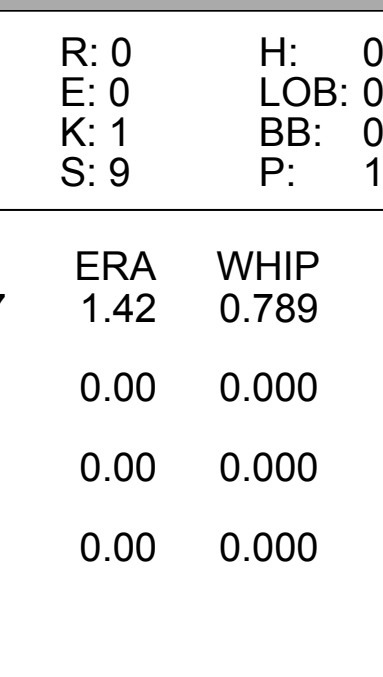
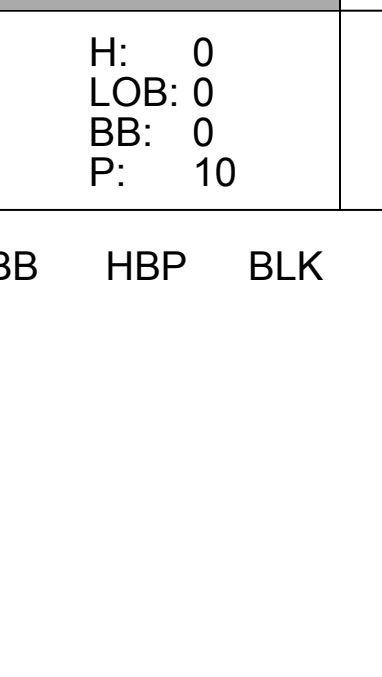
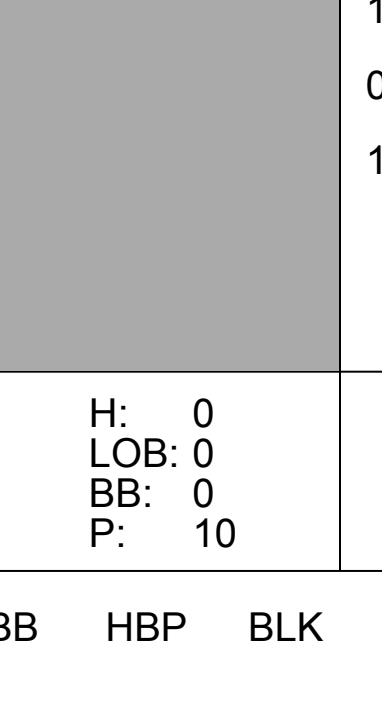
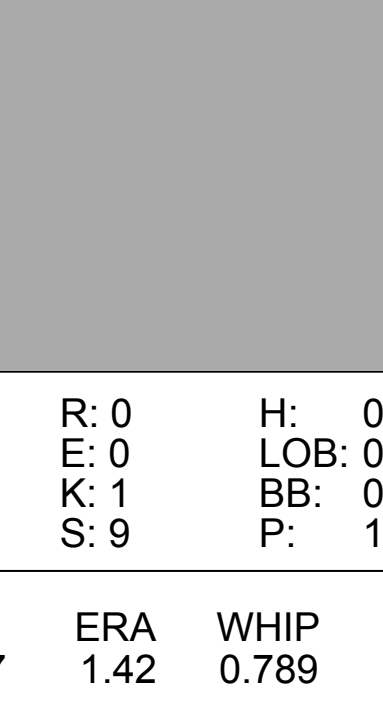
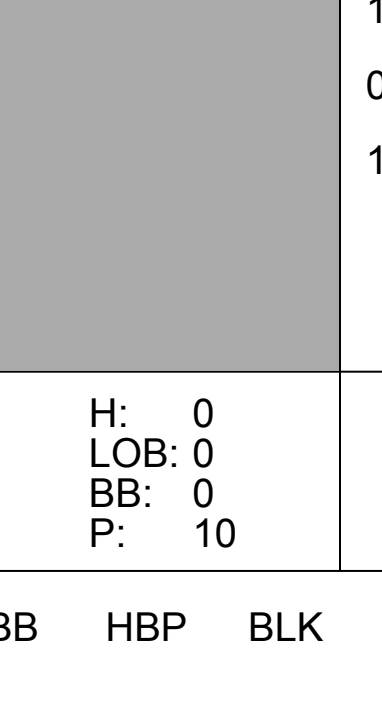


Batter	1	2	3	4	5	6	7	8	9	AB	R	H	RBI	BB	SO	LOB	TOP			
2 Adam Eaton, L (1,7) OBP: 0.390, SLG: 0.431										4	1	2	0	1	1	0	Washington Nationals @ New York Mets Citi Field, Flushing, NY Sat Apr 22 2017, 4:06 PM - 7:06 PM EDT Att. 42,145 - Drizzlie - 55 F			
7 Trea Turner, R (1,6) OBP: 0.240, SLG: 0.292										5	1	2	1	0	2	1				
34 Bryce Harper, L (1,9) OBP: 0.526, SLG: 0.836										2	1	0	0	3	2	3				
11 Ryan Zimmerman, R (1,3) OBP: 0.422, SLG: 0.729										4	0	1	1	1	3	2				
20 Daniel Murphy, L (1,4) OBP: 0.365, SLG: 0.514										5	0	2	0	0	1	4				
6 Anthony Rendon, R (1,5) OBP: 0.319, SLG: 0.262										2	0	0	0	2	0	1				
32 Matt Wieters, S (1,2) OBP: 0.373, SLG: 0.431										4	0	1	1	0	1	3				
3 Michael Taylor, R (1,8) OBP: 0.071, SLG: 0.077										4	0	0	0	0	2	2				
47 Gio González, R (1,1)										3	0	0	0	0	3	0				
45 Blake Treinen, R (7,1) 14 Chris Heisey, R (8,PH) 72 Enny Romero, R (8,1) 30 Koda Glover, R (9,1)										0	0	0	0	0	0	0				
Inning Stats	R: 0 E: 0 K: 3 S: 12	H: 0 LOB: 1 BB: 1 P: 18	R: 0 E: 0 K: 1 S: 10	H: 1 LOB: 0 BB: 0 P: 15	R: 0 E: 0 K: 3 S: 12	H: 1 LOB: 1 BB: 0 P: 14	R: 1 E: 0 K: 1 S: 10	H: 2 LOB: 2 BB: 2 P: 20	R: 2 E: 0 K: 1 S: 11	H: 3 LOB: 3 BB: 2 P: 16	R: 0 E: 0 K: 2 S: 13	H: 1 LOB: 2 BB: 1 P: 22	R: 0 E: 0 K: 1 S: 10	H: 0 LOB: 0 BB: 0 P: 15	R: 0 E: 1 K: 2 S: 15	H: 0 LOB: 2 BB: 1 P: 24	1B: 6 2B: 2 3B: 0 HR: 0	SF: 0 SAC: 0 DP: 1 HBP: 0	WP: 0 PB: 0 CS: 0	PA: 41
PITCHER	IP WLS BF H R ER SO BB IBB HBP BLK WP HR S P ERA WHIP																			
48 Jacob deGrom, R (1,1) ERA: 2.55	5.2 L 29 8 3 3 10 5 1 0 0 0 0 0 0 65 101 4.76 2.294																			
66 Josh Edgin, L (6,1) ERA: 3.98	0.1 1 0 0 0 1 0 0 0 0 0 0 0 0 3 4 0.00 0.000																			
47 Hansel Robles, R (7,1) ERA: 2.45	2.0 6 0 0 0 2 0 0 0 0 0 0 0 0 17 26 0.00 0.000																			
39 Jerry Blevins, L (9,1) ERA:	1.0 5 0 0 0 2 1 0 0 0 0 0 0 0 15 24 0.00 1.000																			

Washington Nationals @ New York Mets
 Citi Field, Flushing, NY
 Sat Apr 22 2017, 4:06 PM - 7:06 PM EDT
 Att. 42,145 - Drizzlie - 55 F

AB	34
R	3
H	8
RBI	3
BB	7
SO	15
LOB	16



Batter	1	2	3	4	5	6	7	8	9	AB	R	H	RBI	BB	SO	LOB	BOTTOM					
12 Juan Lagares, R (1,8) OBP: 0.235, SLG: 0.133										4	0	1	0	0	1	0	Washington Nationals @ New York Mets Citi Field, Flushing, NY Sat Apr 22 2017, 4:06 PM - 7:06 PM EDT Att. 42,145 - Drizzlie - 55 F					
30 Michael Conforto, L (1,7) OBP: 0.400, SLG: 0.625										3	0	0	0	1	2	2						
13 Asdrúbal Cabrera, S (1,6) OBP: 0.329, SLG: 0.394										4	0	1	1	0	1	1						
19 Jay Bruce, L (1,3) OBP: 0.360, SLG: 0.576										3	0	0	0	1	1	2						
20 Neil Walker, S (1,4) OBP: 0.284, SLG: 0.292										3	0	0	0	0	1	4						
47 Hansel Robles, R (7,1) ERA: 2.45										0	0	0	0	0	0	0						
39 Jerry Blevins, L (9,1) ERA:										0	0	0	0	0	0	0						
18 Travis d'Arnaud, R (8,PH) OBP: 0.333, SLG: 0.500										1	0	0	0	0	0	0						
3 Curtis Granderson, L (1,9) OBP: 0.217, SLG: 0.270										3	0	0	0	0	1	0						
44 René Rivera, R (1,2) OBP: 0.267, SLG: 0.276										3	0	0	0	0	1	0						
54 T.J. Rivera, R (1,5) OBP: 0.250, SLG: 0.100										3	0	0	0	0	0	0						
48 Jacob deGrom, L (1,1) ERA: 1.35										1	0	0	0	0	0	0						
66 Josh Edgin, R (6,1) ERA: 6.43										0	0	0	0	0	0	0						
7 José Reyes, S (6,PH) OBP: 0.186, SLG: 0.127										1	1	0	0	1	0	0						
Inning Stats	R: 0 E: 0 K: 1 S: 16	H: 0 LOB: 2 BB: 2 P: 30	R: 0 E: 0 K: 1 S: 10	H: 0 LOB: 0 BB: 0 P: 14	R: 0 E: 0 K: 0 S: 8	H: 0 LOB: 0 BB: 0 P: 12	R: 0 E: 0 K: 0 S: 6	H: 0 LOB: 0 BB: 0 P: 9	R: 0 E: 0 K: 1 S: 9	H: 0 LOB: 0 BB: 0 P: 14	R: 1 E: 0 K: 3 S: 15	H: 2 LOB: 2 BB: 1 P: 25	R: 0 E: 0 K: 0 S: 5	H: 0 LOB: 0 BB: 0 P: 6	R: 0 E: 0 K: 1 S: 6	H: 0 LOB: 0 BB: 0 P: 9	R: 0 E: 0 K: 1 S: 7	H: 0 LOB: 0 BB: 0 P: 10	1B: 2 2B: 0 3B: 0 HR: 0	SF: 0 SAC: 0 DP: 0 HBP: 0	WP: 0 PB: 0 CS: 0	PA: 32
PITCHER	IP WLS BF H R ER SO BB IBB HBP BLK WP HR S P ERA WHIP																					
47 Gio González, L (1,1) ERA: 1.35	6.1 W 24 2 0 0 1 6 3 0 0 0 0 0 0 66 107 1.42 0.789																					
45 Blake Treinen, R (7,1) ERA: 6.43	0.2 H 2 0 0 0 0 0 0 0 0 0 0 0 3 3 0.00 0.000																					
72 Enny Romero, L (8,1) ERA: 5.14	1.2 H 5 0 0 0 2 0 0 0 0 0 0 0 11 15 0.00 0.000																					
30 Koda Glover, R (9,1) ERA: 2.7	0.1 S 1 0 0 0 0 0 0 0 0 0 0 0 2 4 0.00 0.000																					

Washington Nationals @ New York Mets
 Citi Field, Flushing, NY
 Sat Apr 22 2017, 4:06 PM - 7:06 PM EDT
 Att. 42,145 - Drizzlie - 55 F

AB	29
R	1
H	2
RBI	1
BB	3
SO	8
LOB	9



Batter	1	2	3	4	5	6	7	8	9	AB	R	H	RBI	BB	SO	LOB	TOP				
2 Adam Eaton, L OBP: 0.395, SLG: 0.418										2	1	0	0	1	0	0	Washington Nationals @ New York Mets Citi Field, Flushing, NY Sun Apr 23 2017, 8:08 PM - 10:51 PM EDT Att: 27,044 - Partly Cloudy - 53 F				
7 Trea Turner, R OBP: 0.241, SLG: 0.286										4	1	1	0	0	0	1					
34 Bryce Harper, L OBP: 0.524, SLG: 0.815										4	2	2	0	0	1	0					
11 Ryan Zimmerman, R (1, 3) OBP: 0.441, SLG: 0.774										3	1	2	2	1	1	3					
20 Daniel Murphy, L OBP: 0.359, SLG: 0.541										4	1	1	4	0	1	2					
6 Anthony Rendon, R OBP: 0.301, SLG: 0.246										4	0	0	0	0	1	1					
28 Jayson Werth, R OBP: 0.327, SLG: 0.458										3	0	0	0	0	1	0					
3 Michael Taylor, R OBP: 0.067, SLG: 0.071										1	0	0	0	0	1	0					
32 Matt Wieters, S OBP: 0.349, SLG: 0.400										4	0	0	0	0	2	0					
31 Max Scherzer, R OBP: 0.111, SLG: 0.111										3	0	0	0	0	0	0					
46 Oliver Pérez, L ERA: 4.55										0	0	0	0	0	0	0					
30 Koda Glover, R ERA: 2.35										0	0	0	0	0	0	0					
Inning Stats	R: 4 H: 3 E: 0 K: 2 S: 15	H: 3 LOB: 0 BB: 0 P: 25	R: 0 H: 0 E: 0 K: 1 S: 10	H: 0 LOB: 0 BB: 0 P: 15	R: 0 H: 1 E: 0 K: 2 S: 12	H: 1 LOB: 1 BB: 0 P: 15	R: 0 H: 0 E: 0 K: 1 S: 9	H: 0 LOB: 0 BB: 0 P: 13	R: 0 H: 0 E: 0 K: 0 S: 4	H: 0 LOB: 1 BB: 1 P: 15	R: 0 H: 0 E: 0 K: 0 S: 6	H: 0 LOB: 0 BB: 0 P: 9	R: 2 H: 2 E: 0 K: 0 S: 11	H: 2 LOB: 2 BB: 0 P: 18	R: 0 H: 0 E: 0 K: 2 S: 7	H: 0 LOB: 0 BB: 0 P: 11	1B: 4 2B: 0 3B: 0 HR: 2	SF: 0 SAC: 0 DP: 1 HBP: 1	WP: 0 PB: 0 CS: 0	PA: 35	
PITCHER	IP WLS BF H R ER SO BB IBB HBP BLK WP HR S P ERA WHIP	IP WLS BF H R ER SO BB IBB HBP BLK WP HR S P ERA WHIP	IP WLS BF H R ER SO BB IBB HBP BLK WP HR S P ERA WHIP	IP WLS BF H R ER SO BB IBB HBP BLK WP HR S P ERA WHIP	IP WLS BF H R ER SO BB IBB HBP BLK WP HR S P ERA WHIP	IP WLS BF H R ER SO BB IBB HBP BLK WP HR S P ERA WHIP	IP WLS BF H R ER SO BB IBB HBP BLK WP HR S P ERA WHIP	IP WLS BF H R ER SO BB IBB HBP BLK WP HR S P ERA WHIP	IP WLS BF H R ER SO BB IBB HBP BLK WP HR S P ERA WHIP	IP WLS BF H R ER SO BB IBB HBP BLK WP HR S P ERA WHIP	IP WLS BF H R ER SO BB IBB HBP BLK WP HR S P ERA WHIP	IP WLS BF H R ER SO BB IBB HBP BLK WP HR S P ERA WHIP	IP WLS BF H R ER SO BB IBB HBP BLK WP HR S P ERA WHIP	IP WLS BF H R ER SO BB IBB HBP BLK WP HR S P ERA WHIP	IP WLS BF H R ER SO BB IBB HBP BLK WP HR S P ERA WHIP	IP WLS BF H R ER SO BB IBB HBP BLK WP HR S P ERA WHIP	IP WLS BF H R ER SO BB IBB HBP BLK WP HR S P ERA WHIP	IP WLS BF H R ER SO BB IBB HBP BLK WP HR S P ERA WHIP	IP WLS BF H R ER SO BB IBB HBP BLK WP HR S P ERA WHIP	IP WLS BF H R ER SO BB IBB HBP BLK WP HR S P ERA WHIP	IP WLS BF H R ER SO BB IBB HBP BLK WP HR S P ERA WHIP

Washington Nationals @ New York Mets
Citi Field, Flushing, NY
Sun Apr 23 2017, 8:08 PM - 10:51 PM EDT
Att: 27,044 - Partly Cloudy - 53 F

AB	32
R	6
H	6
RBI	6
BB	2
SO	8
LOB	7



Batter	1	2	3	4	5	6	7	8	9	AB	R	H	RBI	BB	SO	LOB	BOTTOM					
30 Michael Conforto, L OBP: 0.432, SLG: 0.722										4	2	3	1	0	1	0	Washington Nationals @ New York Mets Citi Field, Flushing, NY Sun Apr 23 2017, 8:08 PM - 10:51 PM EDT Att: 27,044 - Partly Cloudy - 53 F					
13 Adrián Cabrera, S OBP: 0.313, SLG: 0.313										4	0	0	0	0	1	2						
19 Jay Bruce, L OBP: 0.354, SLG: 0.557										4	0	1	0	0	1	1						
20 Neil Walker, S OBP: 0.295, SLG: 0.338										3	1	1	2	1	1	1						
3 Curtis Granderson, L OBP: 0.205, SLG: 0.254										4	0	0	0	0	1	2						
7 José Reyes, S OBP: 0.189, SLG: 0.134										4	0	1	0	0	0	1						
26 Kevin Plawewski, R SAFE										3	0	0	0	0	1	1						
12 Juan Lagares, R OBP: 0.200, SLG: 0.111										3	0	0	0	0	2	1						
45 Zack Wheeler, L OBP: 0.222, SLG: 0.250										2	0	0	0	0	1	1						
18 Travis d'Arnaud, R OBP: 0.326, SLG: 0.488										0	0	0	0	0	0	0						
27 Jeury Familia, R ERA: 2.35										0	0	0	0	0	0	0						
Inning Stats	R: 1 H: 1 E: 0 K: 1 S: 11	H: 1 LOB: 1 BB: 1 P: 21	R: 0 H: 1 E: 0 K: 2 S: 9	H: 1 LOB: 0 BB: 0 P: 11	R: 2 H: 2 E: 0 K: 0 S: 11	H: 2 LOB: 0 BB: 0 P: 14	R: 0 H: 0 E: 0 K: 1 S: 9	H: 0 LOB: 0 BB: 0 P: 11	R: 0 H: 0 E: 0 K: 0 S: 5	H: 1 LOB: 0 BB: 0 P: 7	R: 0 H: 0 E: 0 K: 2 S: 10	H: 0 LOB: 0 BB: 0 P: 14	R: 0 H: 0 E: 0 K: 1 S: 9	H: 0 LOB: 0 BB: 0 P: 15	R: 0 H: 0 E: 0 K: 2 S: 13	H: 0 LOB: 0 BB: 0 P: 17	R: 0 H: 1 E: 0 K: 1 S: 14	H: 1 LOB: 1 BB: 0 P: 19	1B: 4 2B: 0 3B: 0 HR: 2	SF: 0 SAC: 0 DP: 1 HBP: 0	WP: 0 PB: 0 CS: 0	PA: 33
PITCHER	IP WLS BF H R ER SO BB IBB HBP BLK WP HR S P ERA WHIP	IP WLS BF H R ER SO BB IBB HBP BLK WP HR S P ERA WHIP	IP WLS BF H R ER SO BB IBB HBP BLK WP HR S P ERA WHIP	IP WLS BF H R ER SO BB IBB HBP BLK WP HR S P ERA WHIP	IP WLS BF H R ER SO BB IBB HBP BLK WP HR S P ERA WHIP	IP WLS BF H R ER SO BB IBB HBP BLK WP HR S P ERA WHIP	IP WLS BF H R ER SO BB IBB HBP BLK WP HR S P ERA WHIP	IP WLS BF H R ER SO BB IBB HBP BLK WP HR S P ERA WHIP	IP WLS BF H R ER SO BB IBB HBP BLK WP HR S P ERA WHIP	IP WLS BF H R ER SO BB IBB HBP BLK WP HR S P ERA WHIP	IP WLS BF H R ER SO BB IBB HBP BLK WP HR S P ERA WHIP	IP WLS BF H R ER SO BB IBB HBP BLK WP HR S P ERA WHIP	IP WLS BF H R ER SO BB IBB HBP BLK WP HR S P ERA WHIP	IP WLS BF H R ER SO BB IBB HBP BLK WP HR S P ERA WHIP	IP WLS BF H R ER SO BB IBB HBP BLK WP HR S P ERA WHIP	IP WLS BF H R ER SO BB IBB HBP BLK WP HR S P ERA WHIP	IP WLS BF H R ER SO BB IBB HBP BLK WP HR S P ERA WHIP	IP WLS BF H R ER SO BB IBB HBP BLK WP HR S P ERA WHIP	IP WLS BF H R ER SO BB IBB HBP BLK WP HR S P ERA WHIP	IP WLS BF H R ER SO BB IBB HBP BLK WP HR S P ERA WHIP	IP WLS BF H R ER SO BB IBB HBP BLK WP HR S P ERA WHIP	IP WLS BF H R ER SO BB IBB HBP BLK WP HR S P ERA WHIP

Washington Nationals @ New York Mets
Citi Field, Flushing, NY
Sun Apr 23 2017, 8:08 PM - 10:51 PM EDT
Att: 27,044 - Partly Cloudy - 53 F

AB	32
R	3
H	6
RBI	3
BB	1
SO	10
LOB	10



Batter	1	2	3	4	5	6	7	8	9	AB	R	H	RBI	BB	SO	LOB	TOP								
7 Trea Turner, R OBP: 0.242, SLG: 0.313	G1-3		K			2B		G1-3		4	1	1	0	0	1	1									
2 Adam Eaton, L OBP: 0.388, SLG: 0.437	K			G4-3		1B		L1		4	1	1	1	0	1	0									
6 Anthony Rendon, R OBP: 0.325, SLG: 0.275	K			1B		1B		1B		4	1	3	1	0	1	0									
20 Daniel Murphy, L OBP: 0.341, SLG: 0.513		K		G1-6-3		L7		G2-3		4	0	0	0	0	1	3									
11 Ryan Zimmerman, R OBP: 0.431, SLG: 0.788	F9					F9		G6-3		4	1	1	2	0	0	0									
28 Jayson Werth, R OBP: 0.339, SLG: 0.471	L7					BB		2B		3	0	1	0	1	0	0									
3 Michael Taylor, R OBP: 0.105, SLG: 0.059			K			FC1-6		BB		3	0	0	0	1	2	1									
59 Jose Lobaton, S OBP: 0.200, SLG: 0.357				G5-3		G5-3		F8		4	0	1	0	0	0	3									
38 Jacob Turner, R 28 Adam Lind, L 72 Enny Romero, R 45 Blake Treinen, R 43 Matt Albers, L 34 Bryce Harper, L				SH3-4		G4-3		G3		1	0	0	0	0	0	0									
Inning Stats	R: 0 E: 0 K: 2 S: 12	H: 0 LOB: 0 BB: 0 P: 16	R: 0 E: 0 K: 1 S: 6	H: 0 LOB: 0 BB: 0 P: 8	R: 0 E: 0 K: 2 S: 13	H: 1 LOB: 1 BB: 0 P: 17	R: 0 E: 0 K: 0 S: 7	H: 1 LOB: 0 BB: 1 P: 11	R: 0 E: 0 K: 0 S: 8	H: 0 LOB: 1 BB: 1 P: 16	R: 4 E: 0 K: 0 S: 17	H: 4 LOB: 0 BB: 0 P: 24	R: 0 E: 0 K: 2 S: 8	H: 0 LOB: 0 BB: 0 P: 14	R: 0 E: 0 K: 0 S: 8	H: 1 LOB: 1 BB: 0 P: 15	R: 0 E: 0 K: 0 S: 8	H: 1 LOB: 2 BB: 1 P: 14	1B: 4 2B: 2 3B: 1 HR: 1	SF: 0 SAC: 1 DP: 1 HBP: 0	WP: 0 PB: 0 SB: 0 CS: 0	PA: 36			
PITCHER	IP ERA WLS BF H R ER SO BB IBB HBP BLK WP HR S P ERA WHIP	5.2 7.11 1 23 6 4 4 5 1 0 0 0 0 1 60 87 6.35 1.235	1.1 3.52 0 4 0 0 2 0 0 0 0 0 0 0 11 19 0.00 0.000	1.0 1.93 0 4 1 0 0 0 0 0 0 0 0 0 8 15 0.00 1.000	1.0 1.8 0 5 1 0 0 0 1 0 0 0 0 0 8 14 0.00 2.000																				

Washington Nationals @ Colorado Rockies
Coors Field, Denver, CO
Mon Apr 24 2017, 6:42 PM - 9:41 PM MDT
Att: 23,019 - Cloudy - 62 F

AB	33
R	4
H	8
RBI	4
BB	2
SO	7
LOB	10



Batter	1	2	3	4	5	6	7	8	9	AB	R	H	RBI	BB	SO	LOB	BOTTOM						
19 Charlie Blackmon, L OBP: 0.314, SLG: 0.608	P6		L9			L3		FC4-6		5	1	1	3	0	0	3							
9 DJ LeMahieu, R OBP: 0.349, SLG: 0.378	K		G4-3			K		G4-3		5	0	1	0	0	2	2							
28 Nolan Arenado, R OBP: 0.386, SLG: 0.676	F9		K			G6-3		1B		4	1	1	0	0	1	1							
5 Carlos González, L OBP: 0.273, SLG: 0.314		1B		L5		K		1B		4	2	2	0	0	1	1							
12 Mark Reynolds, R OBP: 0.385, SLG: 0.657	L8			F9		HR		1B		4	2	2	2	0	0	1							
8 Gerardo Parra, L OBP: 0.364, SLG: 0.462	L6			K		F7		1B		4	1	1	0	0	1	1							
27 Trevor Story, R OBP: 0.269, SLG: 0.406	1B					F9		1B		4	0	2	1	0	0	0							
14 Tony Wolters, L OBP: 0.400, SLG: 0.405		1B				1B		1B		4	0	3	2	0	1	0							
44 Tyler Anderson, L 54 Carlos Estévez, R 4 Pat Valaika, R 0 Adam Ottavino, S 2 Alexi Amarista, L 56 Greg Holland, R		FC6-4				K		K		2	0	0	0	0	1	3							
Inning Stats	R: 0 E: 0 K: 1 S: 6	H: 3 LOB: 2 BB: 0 P: 9	R: 1 E: 0 K: 0 S: 11	H: 3 LOB: 0 BB: 0 P: 16	R: 0 E: 0 K: 1 S: 11	H: 0 LOB: 0 BB: 0 P: 16	R: 0 E: 0 K: 1 S: 8	H: 0 LOB: 0 BB: 0 P: 9	R: 0 E: 0 K: 1 S: 13	H: 1 LOB: 1 BB: 0 P: 17	R: 2 E: 0 K: 2 S: 11	H: 2 LOB: 0 BB: 0 P: 17	R: 2 E: 0 K: 1 S: 17	H: 3 LOB: 1 BB: 0 P: 25	R: 3 E: 0 K: 1 S: 17	H: 5 LOB: 2 BB: 0 P: 22	1B: 10 2B: 1 3B: 1 HR: 2	SF: 0 SAC: 0 DP: 0 HBP: 0	WP: 0 PB: 0 SB: 0 CS: 0	PA: 38			
PITCHER	IP ERA WLS BF H R ER SO BB IBB HBP BLK WP HR S P ERA WHIP	6.0 4.5 0 24 3 3 3 6 0 0 0 0 0 1 60 84 4.50 1.000	0.2 7.04 0 4 2 2 2 1 0 0 0 0 0 1 10 15 27.00 3.000	0.1 9.82 0 7 6 3 3 0 0 0 0 0 0 0 17 22 81.00 18.000	1.0 8.1 0 3 0 0 0 1 0 0 0 0 0 0 7 10 0.00 0.000																		

Washington Nationals @ Colorado Rockies
Coors Field, Denver, CO
Mon Apr 24 2017, 6:42 PM - 9:41 PM MDT
Att: 23,019 - Cloudy - 62 F

AB	38
R	8
H	14
RBI	8
BB	0
SO	8
LOB	15



Batter	1	2	3	4	5	6	7	8	9	AB	R	H	RBI	BB	SO	LOB	TOP					
2 Adam Eaton, L (1.8) OBP: 0.385, SLG: 0.429	F9	7 2B	G4-3			7 HR	E4		G3	6	3	2	1	0	0	3	Washington Nationals @ Colorado Rockies Coors Field, Denver, CO Tue Apr 25 2017, 7:47 PM - 11:12 PM MDT Att: 21,340 - Overcast - 43 F					
7 Trea Turner, R (1.6) OBP: 0.306, SLG: 0.526	34 2B	11 PB		L8		HR	G4-3		G6-3	6	4	4	7	0	0	0						
34 Bryce Harper, L (1.9) OBP: 0.523, SLG: 0.800	E9	20 3B		K		G4-3	G4-3			4	2	2	1	1	1	0						
11 Ryan Zimmerman, R (1.3) OBP: 0.429, SLG: 0.771	K	20 3B		K		G5-3				4	2	1	0	1	2	2						
20 Daniel Murphy, L (1.4) OBP: 0.356, SLG: 0.542						G4-6-3			K	5	0	3	5	0	1	1						
6 Anthony Rendon, R (1.5) OBP: 0.329, SLG: 0.274	F9	F9		G5-3			26 BB			4	1	1	0	1	0	3						
28 Jayson Werth, R (1.7) OBP: 0.394, SLG: 0.436	G4-3		G6-3		G5-3					4	0	0	0	0	1	1						
14 Chris Heisey, R (7.7) OBP: 0.300, SLG: 0.444						K			F8	1	0	0	0	0	0	1						
32 Matt Wieters, S (1.2) OBP: 0.353, SLG: 0.390	G6-3		41 FC2-6		F7		2 E		F8	4	1	1	0	1	0	1						
41 Joe Ross, R (1.1) OBP: 0.349, SLG: 0.550			7 2B		G4-3				L8	2	1	0	0	1	0	1						
72 Enny Romero, R (5.1) OBP: 0.309, SLG: 0.450										0	0	0	0	0	0	0						
26 Adam Lind, L (7.7) OBP: 0.329, SLG: 0.450										0	1	0	0	1	0	0						
30 Koda Glover, R (7.1) OBP: 0.309, SLG: 0.450										0	0	0	0	0	0	0						
56 Joe Blanton, R (8.1) OBP: 0.309, SLG: 0.450										0	0	0	0	0	0	0						
43 Matt Albers, L (8.1) OBP: 0.309, SLG: 0.450										0	0	0	0	0	0	0						
3 Michael Taylor, R (9.7) OBP: 0.309, SLG: 0.450										1	0	0	0	0	0	0						
27 Shawn Kelley, R (9.1) OBP: 0.309, SLG: 0.450										0	0	0	0	0	0	0						
Inning Stats	R: 2 E: 1 K: 1 S: 16	H: 3 LOB: 0 BB: 0 P: 22	R: 5 E: 0 K: 0 S: 17	H: 3 LOB: 1 BB: 3 P: 33	R: 0 E: 0 K: 0 S: 9	H: 1 LOB: 0 BB: 0 P: 14	R: 1 E: 0 K: 1 S: 9	H: 2 LOB: 1 BB: 0 P: 16	R: 0 E: 0 K: 0 S: 6	H: 0 LOB: 0 BB: 0 P: 12	R: 2 E: 0 K: 1 S: 11	H: 3 LOB: 0 BB: 0 P: 16	R: 5 E: 1 K: 1 S: 20	H: 2 LOB: 1 BB: 2 P: 38	R: 0 E: 0 K: 1 S: 8	H: 0 LOB: 0 BB: 1 P: 13	R: 0 E: 0 K: 0 S: 9	H: 0 LOB: 0 BB: 0 P: 14	1B: 8 2B: 3 3B: 2 HR: 1	SF: 0 SAC: 0 DP: 1 HBP: 0	WP: 0 PB: 1 SB: 0 CS: 0	PA: 47
PITCHER	IP WLS BF H R ER SO BB IBB HBP BLK WP HR S P ERA WHIP																					
48 Germán Márquez, R (1.1) ERA: 18.0	4.0 L 24 9 8 8 2 3 0 0 0 0 0 0 0 51 85 18.00 3.000																					
24 Jordan Lyles, R (5.1) ERA: 8.75	2.0 8 3 2 2 1 0 0 0 0 0 0 1 17 28 9.00 1.500																					
45 Scott Oberg, R (7.1) ERA: 4.5	1.0 8 2 5 3 1 2 0 0 0 0 0 0 20 38 27.00 4.000																					
51 Jake McGee, L (8.1) ERA: 4.05	1.0 4 0 0 0 1 1 0 0 0 0 0 0 8 13 0.00 1.000																					
54 Carlos Estévez, R (9.1) ERA: 3.12	1.0 3 0 0 0 0 0 0 0 0 0 0 0 9 14 0.00 0.000																					
Batter	1	2	3	4	5	6	7	8	9	AB	R	H	RBI	BB	SO	LOB	BOTTOM					
19 Charlie Blackmon, L (1.8) OBP: 0.330, SLG: 0.643	F9		9 1B		9 2B	G3				5	2	3	3	0	0	1	Washington Nationals @ Colorado Rockies Coors Field, Denver, CO Tue Apr 25 2017, 7:47 PM - 11:12 PM MDT Att: 21,340 - Overcast - 43 F					
9 DJ LeMahieu, R (1.4) OBP: 0.375, SLG: 0.410	F8				28 2B					4	2	3	1	0	0	0						
28 Nolan Arenado, R (1.5) OBP: 0.500, SLG: 1.000	G6-3									3	0	1	1	0	0	2						
4 Pat Valaika, R (7.7) OBP: 0.500, SLG: 1.000										2	1	1	0	0	0	1						
5 Carlos González, L (1.9) OBP: 0.272, SLG: 0.356										3	1	1	2	0	0	3						
51 Jake McGee, L (8.1) OBP: 0.216, SLG: 0.324										0	0	0	0	0	0	0						
13 Dustin Garneau, R (6.7) OBP: 0.216, SLG: 0.324										1	0	0	0	0	0	1						
12 Mark Reynolds, R (1.3) OBP: 0.386, SLG: 0.676										4	1	1	2	1	1	1						
54 Carlos Estévez, R (9.1) ERA: 3.12										0	0	0	0	0	0	0						
8 Gerardo Parra, L (1.7) OBP: 0.350, SLG: 0.491	F7									5	1	1	1	0	0	2						
27 Trevor Story, R (1.6) OBP: 0.265, SLG: 0.392										5	1	1	0	0	1	0						
14 Tony Wolters, L (1.2) OBP: 0.422, SLG: 0.439										4	2	2	1	1	1	0						
48 Germán Márquez, R (1.1) ERA: 8.17										0	0	0	0	0	0	0						
24 Jordan Lyles, R (5.1) ERA: 6.0										1	0	0	0	0	0	1						
18 Cristhian Adames, S (6.7) ERA: 4.15										0	0	0	0	0	0	0						
45 Scott Oberg, R (7.1) ERA: 10.13										2	1	1	1	0	0	0						
2 Alex Amarista, L (8.9) OBP: 0.231, SLG: 0.385										2	1	1	1	0	0	0						
Inning Stats	R: 0 E: 0 K: 0 S: 9	H: 0 LOB: 0 BB: 0 P: 14	R: 1 E: 0 K: 2 S: 14	H: 1 LOB: 0 BB: 0 P: 21	R: 1 E: 0 K: 0 S: 11	H: 2 LOB: 2 BB: 1 P: 18	R: 1 E: 0 K: 0 S: 10	H: 1 LOB: 0 BB: 0 P: 14	R: 2 E: 0 K: 0 S: 19	H: 3 LOB: 2 BB: 1 P: 31	R: 0 E: 0 K: 0 S: 7	H: 1 LOB: 1 BB: 0 P: 10	R: 2 E: 0 K: 0 S: 8	H: 2 LOB: 0 BB: 0 P: 9	R: 4 E: 0 K: 0 S: 13	H: 4 LOB: 1 BB: 0 P: 21	R: 1 E: 0 K: 1 S: 11	H: 1 LOB: 0 BB: 0 P: 13	1B: 6 2B: 5 3B: 0 HR: 4	SF: 1 SAC: 1 DP: 0 HBP: 1	WP: 0 PB: 0 SB: 0 CS: 0	PA: 45
PITCHER	IP WLS BF H R ER SO BB IBB HBP BLK WP HR S P ERA WHIP																					
41 Joe Ross, R (1.1) ERA: 6.17	4.2 W 23 7 5 5 2 2 0 0 0 0 0 0 0 13 18 0.00 0.750																					
72 Enny Romero, L (5.1) ERA: 6.0	1.1 5 1 0 0 0 0 0 0 0 0 0 0 8 9 18.00 2.000																					
30 Koda Glover, R (7.1) ERA: 4.15	1.0 5 2 2 2 0 0 0 0 0 0 0 0 1 8 13 ∞ ∞																					
56 Joe Blanton, R (8.1) ERA: 10.13	0.0 4 4 4 4 0 0 0 0 0 0 0 1 8 13 ∞ ∞																					
43 Matt Albers, R (8.1) ERA: 10.13	1.0 4 0 0 0 0 0 0 0 1 0 0 0 5 8 0.00 0.000																					
PITCHER	IP WLS BF H R ER SO BB IBB HBP BLK WP HR S P ERA WHIP																					
27 Shawn Kelley, R (9.1) ERA: 5.0	1.0 4 1 1 1 1 0 0 0 0 0 0 0 5 8 9.00 1.000																					

Batter	1	2	3	4	5	6	7	8	9	AB	R	H	RBI	BB	SO	LOB	TOP										
2 Adam Eaton, L OBP: 0.375, SLG: 0.415	B1-3	E9			G4-3		P6	E3		5	1	1	2	0	0	0	Washington Nationals @ Colorado Rockies Coors Field, Denver, CO Wed Apr 26 2017, 6:41 PM - 10:05 PM MDT Att: 22,461 - Partly Cloudy - 55 F										
7 Trea Turner, R OBP: 0.341, SLG: 0.628	K	G6-3			HR		11 1B	34 1B		5	3	3	2	0	1	2											
34 Bryce Harper, L OBP: 0.548, SLG: 0.824					11 HR		11 1B	20 HR		4	2	4	1	1	0	0											
11 Ryan Zimmerman, R OBP: 0.393, SLG: 0.800	K				1B		20 HR	F8		5	2	3	3	0	1	2											
20 Daniel Murphy, L OBP: 0.344, SLG: 0.568 33 Matt Grace, L		59 G1-3 2 1B			FC6-2		1-H	F7		5	2	2	3	0	0	3											
6 Anthony Rendon, R OBP: 0.310, SLG: 0.256	K				G5-4-3		3-H	F9		5	0	0	0	0	2	4											
28 Jayson Werth, R OBP: 0.344, SLG: 0.439 45 Blake Treinen, R					57 G3-6-3 2 1B			G6-3		2	1	1	0	2	1	0											
1 Wilmer Difo, S OBP: 0.295, SLG: 0.231								59 BB		0	0	0	0	0	0	0											
59 Jose Lobaton, S OBP: 0.200, SLG: 0.278										1	0	0	0	0	0	0											
57 Tanner Roark, R OBP: 0.375, SLG: 0.429 14 Chris Heisey, R 46 Oliver Pérez, L 3 Michael Taylor, R										2	1	0	0	1	0	1											
Inning Stats	R: 0 E: 0 K: 2 S: 10	H: 1 LOB: 1 BB: 0 P: 15	R: 2 E: 1 K: 1 S: 16	H: 2 LOB: 2 BB: 2 P: 32	R: 0 E: 0 K: 0 S: 10	H: 2 LOB: 1 BB: 0 P: 14	R: 0 E: 0 K: 1 S: 7	H: 1 LOB: 0 BB: 0 P: 9	R: 3 E: 0 K: 0 S: 8	H: 2 LOB: 0 BB: 1 P: 19	R: 0 E: 0 K: 2 S: 8	H: 0 LOB: 0 BB: 0 P: 12	R: 4 E: 0 K: 2 S: 21	H: 4 LOB: 2 BB: 2 P: 37	R: 2 E: 1 K: 0 S: 8	H: 2 LOB: 1 BB: 0 P: 12	R: 0 E: 0 K: 1 S: 5	H: 0 LOB: 0 BB: 0 P: 6	1B: 9 2B: 2 3B: 0 HR: 3	SF: 0 SAC: 0 DP: 2 HBP: 0	WP: 0 PB: 0 CS: 0 SB: 0	PA: 45					
PITCHER	IP	WLS	BF	H	R	ER	SO	BB	IBB	HBP	BLK	WP	HR	S	P	ERA	WHIP										
32 Tyler Chatwood, R ERA: 4.88	5.0	L	24	8	5	5	4	3	0	0	0	0	2	51	89	9.00	2.200										
52 Chris Rusin, L ERA: 4.52	1.2		10	4	4	4	3	1	0	0	0	0	1	23	39	21.60	3.000										
50 Chad Qualls, R ERA: 6.75	1.1		8	2	2	1	1	1	0	0	0	0	0	14	22	6.75	2.250										
51 Jake McGee, L ERA: 3.52	1.0		3	0	0	0	1	0	0	0	0	0	0	5	6	0.00	0.000										

Batter	1	2	3	4	5	6	7	8	9	AB	R	H	RBI	BB	SO	LOB	BOTTOM										
19 Charlie Blackmon, L OBP: 0.344, SLG: 0.632							P5		G4-3	3	0	1	0	2	0	0	Washington Nationals @ Colorado Rockies Coors Field, Denver, CO Wed Apr 26 2017, 6:41 PM - 10:05 PM MDT Att: 22,461 - Partly Cloudy - 55 F										
9 DJ LeMahieu, R OBP: 0.366, SLG: 0.390	K	G6-3					G6-3		G5-3	4	0	0	1	1	1	3											
28 Nolan Arenado, R OBP: 0.378, SLG: 0.654										4	0	1	1	0	1	2											
5 Carlos González, L OBP: 0.271, SLG: 0.342										3	1	0	0	1	1	3											
12 Mark Reynolds, R OBP: 0.391, SLG: 0.667										4	0	2	0	0	1	2											
8 Gerardo Parra, L OBP: 0.344, SLG: 0.492										4	1	1	1	0	0	3											
27 Trevor Story, R OBP: 0.256, SLG: 0.377 50 Chad Qualls, R										3	0	0	0	0	1	2											
2 Alexi Amarista, L OBP: 0.286, SLG: 0.429 51 Jake McGee, L										0	0	0	0	0	0	0											
14 Tony Wolters, L OBP: 0.408, SLG: 0.422										4	1	1	0	0	1	2											
32 Tyler Chatwood, R OBP: 0.125, SLG: 0.125 18 Cristhian Adames, S 52 Chris Rusin, L 4 Pat Valaika, R										3	0	0	0	0	1	2											
Inning Stats	R: 0 E: 0 K: 2 S: 8	H: 0 LOB: 0 BB: 1 P: 15	R: 0 E: 0 K: 0 S: 8	H: 1 LOB: 1 BB: 0 P: 13	R: 0 E: 0 K: 0 S: 15	H: 2 LOB: 1 BB: 0 P: 23	R: 0 E: 0 K: 0 S: 9	H: 1 LOB: 1 BB: 0 P: 12	R: 2 E: 0 K: 2 S: 22	H: 1 LOB: 2 BB: 3 P: 41	R: 0 E: 0 K: 1 S: 11	H: 1 LOB: 0 BB: 0 P: 16	R: 0 E: 0 K: 0 S: 8	H: 0 LOB: 0 BB: 0 P: 12	R: 2 E: 0 K: 1 S: 16	H: 2 LOB: 1 BB: 1 P: 27	R: 0 E: 0 K: 0 S: 7	H: 0 LOB: 0 BB: 0 P: 10	1B: 7 2B: 1 3B: 0 HR: 0	SF: 0 SAC: 0 DP: 1 HBP: 0	WP: 0 PB: 0 CS: 0	PA: 38					
PITCHER	IP	WLS	BF	H	R	ER	SO	BB	IBB	HBP	BLK	WP	HR	S	P	ERA	WHIP										
57 Tanner Roark, R ERA: 3.64	5.0		22	5	2	2	4	4	0	0	0	0	0	62	104	3.60	1.800										
46 Oliver Pérez, L ERA: 5.4	1.0	H	4	1	0	0	1	0	0	0	0	0	0	11	16	0.00	1.000										
45 Blake Treinen, R ERA: 10.0	1.2		7	1	2	2	1	1	0	0	0	0	0	21	36	10.80	1.200										
33 Matt Grace, L ERA:	1.1		5	1	0	0	0	0	0	0	0	0	0	10	13	0.00	0.750										

Batter	1	2	3	4	5	6	7	8	9	AB R H RBI BB SO LOB	TOP											
30 Michael Conforto, L OBP: 0.410, SLG: 0.706										4 2 3 3 0 0 1	New York Mets @ Washington Nationals Nationals Park, Washington, DC Sat Apr 29 2017, 1:08 PM - 4:24 PM EDT Att: 36,501 - Partly Cloudy - 84 F											
13 Asdrúbal Cabrera, S OBP: 0.299, SLG: 0.333										4 0 0 0 0 1 2												
19 Jay Bruce, L OBP: 0.354, SLG: 0.529										4 0 0 0 0 0 1												
20 Neil Walker, S OBP: 0.284, SLG: 0.325										4 0 0 0 0 0 1												
3 Curtis Granderson, L OBP: 0.180, SLG: 0.229										3 0 0 0 0 0 0												
43 Addison Reed, L OBP: 0.235, SLG: 0.250										4 2 2 1 0 0 0												
7 José Reyes, S OBP: 0.284, SLG: 0.284										4 0 2 0 0 0 0												
54 T.J. Rivera, R OBP: 0.333, SLG: 0.333										1 0 1 0 0 0 0												
18 Travis d'Arnaud, R OBP: 0.305, SLG: 0.528										3 1 0 1 0 1 2												
27 Jeury's Familia, R OBP: 0.214, SLG: 0.231										0 0 0 0 0 0 0												
45 Zack Wheeler, L OBP: 0.300, SLG: 0.333										1 0 0 0 0 0 0												
66 Josh Edgin, L ERA: 2.7										0 0 0 0 0 0 0												
47 Hansel Robles, R ERA: 1.84										0 0 0 0 0 0 0												
39 Jerry Blevins, L ERA: 1.0										0 0 0 0 0 0 0												
12 Juan Lagares, R OBP: 0.228, SLG: 0.136										1 0 0 0 0 0 0												
Inning Stats	R: 0 E: 0 K: 1 S: 11	H: 1 LOB: 1 BB: 0 P: 17	R: 0 E: 0 K: 0 S: 9	H: 0 LOB: 0 BB: 0 P: 12	R: 0 E: 0 K: 1 S: 9	H: 1 LOB: 1 BB: 0 P: 14	R: 0 E: 0 K: 0 S: 6	H: 0 LOB: 0 BB: 0 P: 10	R: 3 E: 0 K: 0 S: 14	H: 3 LOB: 0 BB: 0 P: 23	R: 0 E: 0 K: 0 S: 5	H: 0 LOB: 0 BB: 0 P: 6	R: 0 E: 0 K: 0 S: 9	H: 1 LOB: 0 BB: 0 P: 12	R: 1 E: 0 K: 0 S: 10	H: 1 LOB: 0 BB: 0 P: 16	R: 1 E: 0 K: 1 S: 13	H: 1 LOB: 0 BB: 0 P: 17	1B: 4 2B: 1 3B: 0 HR: 3	SF: 0 SAC: 1 DP: 1 HBP: 0	WP: 0 PB: 0 SB: 1 CS: 0	PA: 34
PITCHER	IP WLS BF H R ER SO BB IBB HBP BLK WP HR S P ERA WHIP											IP WLS BF H R ER SO BB IBB HBP BLK WP HR S P ERA WHIP										
37 Stephen Strasburg, R ERA: 3.05	7.0 L 26 6 3 3 2 0 0 0 0 0 0 1 63 94 3.86 0.857											7.0 L 26 6 3 3 2 0 0 0 0 0 0 1 63 94 3.86 0.857										
72 Enny Romero, L ERA: 5.73	1.0 4 1 1 1 0 0 0 0 0 0 0 1 10 16 9.00 1.000											1.0 4 1 1 1 0 0 0 0 0 0 0 1 10 16 9.00 1.000										
27 Shawn Kelley, R ERA: 5.4	1.0 4 1 1 1 1 0 0 0 0 0 0 1 13 17 9.00 1.000											1.0 4 1 1 1 1 0 0 0 0 0 0 1 13 17 9.00 1.000										

AB	33
R	5
H	8
RBI	5
BB	0
SO	3
LOB	7



Batter	1	2	3	4	5	6	7	8	9	AB R H RBI BB SO LOB	BOTTOM											
7 Trea Turner, R OBP: 0.367, SLG: 0.579											3 1 0 0 2 0 0											
3 Michael Taylor, R OBP: 0.214, SLG: 0.231											5 1 3 0 0 2 1											
34 Bryce Harper, L OBP: 0.500, SLG: 0.750											4 1 3 3 0 0 2											
11 Ryan Zimmerman, R OBP: 0.456, SLG: 0.892											3 0 0 0 1 1 2											
20 Daniel Murphy, L OBP: 0.368, SLG: 0.584											3 0 0 0 1 1 3											
6 Anthony Rendon, R OBP: 0.316, SLG: 0.250										3 0 0 0 1 1 3												
28 Jayson Werth, R OBP: 0.364, SLG: 0.433											3 0 1 0 1 0 1											
59 Jose Lobaton, S OBP: 0.174, SLG: 0.238											2 0 0 0 0 0 1											
32 Matt Wieters, S OBP: 0.387, SLG: 0.435											1 0 0 0 0 0 1											
37 Stephen Strasburg, R ERA: 3.05											1 0 0 0 0 1 0											
14 Chris Heisey, R OBP: 0.251, SLG: 0.381										0 0 0 0 0 0 0												
72 Enny Romero, R ERA: 5.73										0 0 0 0 0 0 0												
27 Shawn Kelley, R ERA: 5.4										0 0 0 0 0 0 0												
26 Adam Lind, L OBP: 0.387, SLG: 0.536										1 0 0 0 0 0 0												
Inning Stats	R: 1 E: 0 K: 2 S: 9	H: 2 LOB: 1 BB: 0 P: 16	R: 0 E: 0 K: 0 S: 14	H: 0 LOB: 1 BB: 1 P: 24	R: 0 E: 0 K: 1 S: 13	H: 1 LOB: 3 BB: 2 P: 25	R: 0 E: 0 K: 1 S: 8	H: 0 LOB: 0 BB: 1 P: 16	R: 1 E: 0 K: 0 S: 13	H: 2 LOB: 1 BB: 0 P: 20	R: 0 E: 0 K: 2 S: 8	H: 0 LOB: 0 BB: 0 P: 15	R: 0 E: 0 K: 3 S: 9	H: 0 LOB: 1 BB: 1 P: 16	R: 1 E: 0 K: 0 S: 13	H: 2 LOB: 1 BB: 0 P: 15	R: 0 E: 0 K: 1 S: 10	H: 0 LOB: 0 BB: 0 P: 13	1B: 4 2B: 2 3B: 0 HR: 1	SF: 0 SAC: 0 DP: 1 HBP: 0	WP: 0 PB: 0 SB: 2 CS: 0	PA: 38
PITCHER	IP WLS BF H R ER SO BB IBB HBP BLK WP HR S P ERA WHIP											IP WLS BF H R ER SO BB IBB HBP BLK WP HR S P ERA WHIP										
45 Zack Wheeler, R ERA: 4.78	4.2 22 1 0 0 0 0 0 0 0 0 0 0 3 5 0.00 0.000											4.2 22 1 0 0 0 0 0 0 0 0 0 0 3 5 0.00 0.000										
66 Josh Edgin, L ERA: 2.7	0.1 1 0 0 0 0 0 0 0 0 0 0 0 3 5 0.00 0.000											0.1 1 0 0 0 0 0 0 0 0 0 0 0 3 5 0.00 0.000										
47 Hansel Robles, R ERA: 1.84	1.2 W 6 0 0 0 0 4 1 0 0 0 0 0 0 14 26 0.00 0.600											1.2 W 6 0 0 0 0 4 1 0 0 0 0 0 0 14 26 0.00 0.600										
39 Jerry Blevins, L ERA: 1.0	0.1 H 1 0 0 0 0 1 0 0 0 0 0 0 0 3 5 0.00 0.000											0.1 H 1 0 0 0 0 1 0 0 0 0 0 0 0 3 5 0.00 0.000										
43 Addison Reed, R ERA: 4.15	1.0 H 5 2 1 1 0 0 0 0 0 0 0 1 13 15 9.00 2.000											1.0 H 5 2 1 1 0 0 0 0 0 0 0 1 13 15 9.00 2.000										
PITCHER	IP WLS BF H R ER SO BB IBB HBP BLK WP HR S P ERA WHIP											IP WLS BF H R ER SO BB IBB HBP BLK WP HR S P ERA WHIP										
27 Jeury's Familia, R ERA: 1.8	1.0 S 3 0 0 0 1 0 0 0 0 0 0 1 13 15 9.00 2.000											1.0 S 3 0 0 0 1 0 0 0 0 0 0 1 13 15 9.00 2.000										

AB	33
R	3
H	7
RBI	3
BB	5
SO	10
LOB	19



Batter	1	2	3	4	5	6	7	8	9	AB	R	H	RBI	BB	SO	LOB	TOP					
30 Michael Conforto, L OBP: 0.394, SLG: 0.661										5	0	1	1	0	2	2	New York Mets @ Washington Nationals Nationals Park, Washington, DC Sun Apr 30 2017, 1:35 PM - 5:11 PM EDT Att: 36,806 - Overcast - 84 F					
7 José Reyes, S OBP: 0.260, SLG: 0.302										5	1	1	0	0	1	2						
19 Jay Bruce, L OBP: 0.370, SLG: 0.584										4	1	3	2	0	1	0						
20 Neil Walker, S OBP: 0.273, SLG: 0.310										4	0	0	0	0	1	2						
3 Curtis Granderson, L OBP: 0.174, SLG: 0.221										3	0	0	0	0	1	1						
59 Fernando Salas, R OBP: 0.200, SLG: 0.200										0	0	0	0	0	0	0						
49 Josh Smoker, L OBP: 0.200, SLG: 0.200										0	0	0	0	0	0	0						
26 Kevin Plawecki, R OBP: 0.200, SLG: 0.200										1	0	0	0	0	1	0						
54 T.J. Rivera, R OBP: 0.286, SLG: 0.280										4	0	0	0	0	2	0						
44 René Rivera, R OBP: 0.263, SLG: 0.361										4	1	2	1	0	1	0						
15 Matt Reynolds, R OBP: 0.250, SLG: 0.250										4	1	1	0	0	2	1						
34 Noah Syndergaard, L OBP: 0.455, SLG: 0.250										0	0	0	0	1	0	0						
36 Sean Gilmartin, L OBP: 1.000, SLG: 2.000										1	1	1	1	0	0	0						
12 Juan Lagares, R OBP: 0.231, SLG: 0.130										1	0	0	0	1	0	1						
Inning Stats	R: 1 E: 0 K: 1 S: 11	H: 2 LOB: 1 BB: 0 P: 17	R: 1 E: 0 K: 1 S: 12	H: 1 LOB: 1 BB: 1 P: 22	R: 1 E: 0 K: 1 S: 12	H: 1 LOB: 0 BB: 0 P: 18	R: 2 E: 0 K: 2 S: 15	H: 3 LOB: 1 BB: 0 P: 19	R: 0 E: 0 K: 2 S: 9	H: 0 LOB: 0 BB: 0 P: 16	R: 0 E: 0 K: 1 S: 11	H: 1 LOB: 1 BB: 0 P: 15	R: 0 E: 0 K: 1 S: 12	H: 0 LOB: 0 BB: 0 P: 14	R: 0 E: 0 K: 2 S: 11	H: 0 LOB: 0 BB: 0 P: 17	R: 0 E: 0 K: 1 S: 8	H: 0 LOB: 1 BB: 1 P: 15	1B: 4 2B: 2 3B: 1 HR: 2	SF: 0 SAC: 0 DP: 0 HBP: 0	WP: 0 PB: 0 SB: 0 CS: 0	PA: 38
PITCHER	IP WLS BF H R ER SO BB IBB HBP BLK WP HR S P ERA WHIP																					
41 Joe Ross, R ERA: 7.47	(1, 1) 4.0 W 7 7 5 5 5 1 0 0 0 0 0 2 50 76 11.25 2.000																					
43 Matt Albers, R ERA:	(5, 1) 2.0 W 7 1 0 0 3 0 0 0 0 0 0 0 20 31 0.00 0.500																					
46 Oliver Pérez, L ERA: 3.86	(7, 1) 1.0 4 1 0 0 1 0 0 0 0 0 0 0 12 14 0.00 1.000																					
56 Joe Blanton, R ERA: 9.9	(8, 1) 1.0 3 0 0 0 2 0 0 0 0 0 0 0 11 17 0.00 0.000																					
45 Blake Treinen, R ERA: 9.0	(9, 1) 1.0 4 0 0 0 1 1 0 0 0 0 0 0 8 15 0.00 1.000																					

AB	36
R	5
H	9
RBI	5
BB	2
SO	12
LOB	9



Batter	1	2	3	4	5	6	7	8	9	AB	R	H	RBI	BB	SO	LOB	BOTTOM			
7 Trea Turner, R OBP: 0.348, SLG: 0.556										6	1	1	0	0	2	4	New York Mets @ Washington Nationals Nationals Park, Washington, DC Sun Apr 30 2017, 1:35 PM - 5:11 PM EDT Att: 36,806 - Overcast - 84 F			
28 Jayson Werth, R OBP: 0.378, SLG: 0.437										4	2	2	0	1	0	1				
1 Wilmer Difo, S OBP: 0.308, SLG: 0.261										1	0	0	0	0	0	0				
34 Bryce Harper, L OBP: 0.509, SLG: 0.772										4	4	2	1	2	0	1				
11 Ryan Zimmerman, R OBP: 0.458, SLG: 0.886										5	3	3	2	0	0	2				
45 Blake Treinen, R ERA: 9.0										0	0	0	0	0	0	0				
20 Daniel Murphy, L OBP: 0.378, SLG: 0.590										4	3	2	1	1	2	2				
56 Joe Blanton, R ERA: 9.9										0	0	0	0	0	0	0				
26 Adam Lind, L OBP: 0.406, SLG: 0.655										1	1	1	2	0	0	0				
6 Anthony Rendon, R OBP: 0.356, SLG: 0.411										6	5	6	10	0	0	0				
3 Michael Taylor, R OBP: 0.235, SLG: 0.250										6	2	2	2	0	1	2				
32 Matt Wieters, S OBP: 0.400, SLG: 0.534										4	2	3	4	2	0	0				
41 Joe Ross, R ERA: 7.47	(1, 1) 1.1 L 11 5 5 5 5 1 1 0 0 0 1 0 21 34 33.75 4.500																			
36 Sean Gilmartin, L ERA: 13.5	(2, 1) 2.2 16 7 5 5 3 1 0 0 0 0 1 2 38 71 16.88 3.000																			
59 Fernando Salas, R ERA: 7.15	(5, 1) 1.0 7 2 3 3 1 0 2 0 0 0 1 0 18 30 27.00 2.000																			
49 Josh Smoker, L ERA: 6.75	(6, 1) 1.0 10 5 6 5 0 1 0 0 0 0 0 2 22 34 45.00 6.000																			
26 Kevin Plawecki, R ERA: 18.0	(7, 1) 2.0 10 4 4 4 0 0 0 0 0 0 0 3 20 33 18.00 2.000																			
Inning Stats	R: 5 E: 1 K: 2 S: 17	H: 5 LOB: 2 BB: 2 P: 27	R: 0 E: 0 K: 0 S: 9	H: 0 LOB: 0 BB: 0 P: 16	R: 1 E: 0 K: 2 S: 11	H: 2 LOB: 1 BB: 1 P: 27	R: 4 E: 0 K: 1 S: 22	H: 5 LOB: 1 BB: 0 P: 35	R: 3 E: 0 K: 1 S: 18	H: 2 LOB: 1 BB: 2 P: 30	R: 1 E: 0 K: 0 S: 11	H: 1 LOB: 0 BB: 1 P: 17	R: 5 E: 1 K: 0 S: 17	H: 4 LOB: 0 BB: 0 P: 27	R: 4 E: 0 K: 0 S: 14	H: 4 LOB: 0 BB: 0 P: 23	1B: 12 2B: 4 3B: 0 HR: 7	SF: 1 SAC: 1 DP: 0 HBP: 0	WP: 3 PB: 0 SB: 0 CS: 0	PA: 54
PITCHER	IP WLS BF H R ER SO BB IBB HBP BLK WP HR S P ERA WHIP																			
34 Noah Syndergaard, R ERA: 3.29	(1, 1) 1.1 L 11 5 5 5 5 1 1 0 0 0 1 0 21 34 33.75 4.500																			
36 Sean Gilmartin, L ERA: 13.5	(2, 1) 2.2 16 7 5 5 3 1 0 0 0 0 1 2 38 71 16.88 3.000																			
59 Fernando Salas, R ERA: 7.15	(5, 1) 1.0 7 2 3 3 1 0 2 0 0 0 1 0 18 30 27.00 2.000																			
49 Josh Smoker, L ERA: 6.75	(6, 1) 1.0 10 5 6 5 0 1 0 0 0 0 0 2 22 34 45.00 6.000																			
26 Kevin Plawecki, R ERA: 18.0	(7, 1) 2.0 10 4 4 4 0 0 0 0 0 0 0 3 20 33 18.00 2.000																			

AB	46
R	23
H	23
RBI	23
BB	6
SO	6
LOB	13

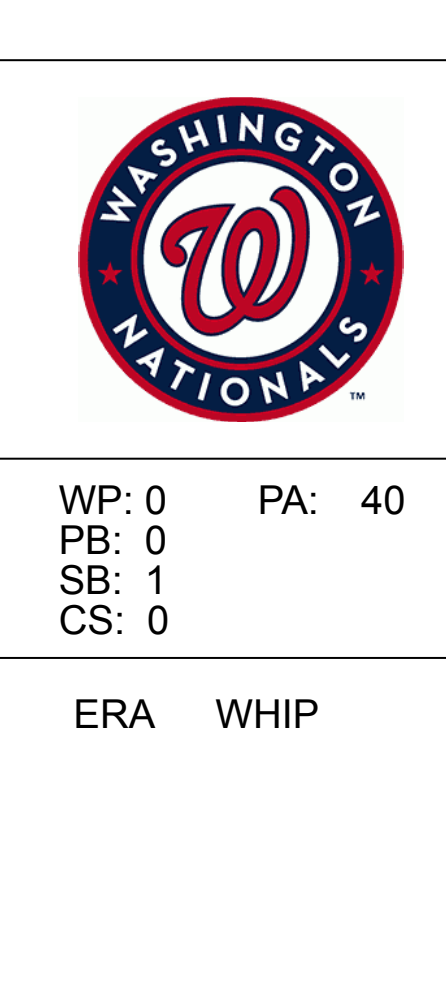


Batter	1	2	3	4	5	6	7	8	9	AB	R	H	RBI	BB	SO	LOB	TOP				
11 AJ Pollock, R OBP: 0.359, SLG: 0.473										5	1	1	0	0	0	2	<p>Arizona Diamondbacks @ Washington Nationals Nationals Park, Washington, DC Tue May 02 2017, 7:07 PM - 10:54 PM EDT Att: 22,826 - Partly Cloudy - 75 F</p>				
16 Chris Owings, R OBP: 0.356, SLG: 0.500										4	0	1	1	1	2	1					
44 Paul Goldschmidt, R OBP: 0.459, SLG: 0.510										4	0	1	1	1	1	3					
22 Jake Lamb, L OBP: 0.351, SLG: 0.525										4	1	1	1	1	2	1					
24 Yasmany Tomás, R OBP: 0.316, SLG: 0.562										3	0	0	0	1	1	0					
29 Jorge De La Rosa, L OBP: 0.296, SLG: 0.364										0	0	0	0	0	0	0					
8 Chris Iannetta, R OBP: 0.296, SLG: 0.364										1	0	0	0	0	0	2					
56 Fernando Rodney, R OBP: 0.245, SLG: 0.314										0	0	0	0	0	0	0					
27 Brandon Drury, R OBP: 0.375, SLG: 0.438										4	1	2	0	0	1	1					
10 Chris Herrmann, L OBP: 0.244, SLG: 0.359										3	1	2	2	1	1	1					
13 Nick Ahmed, R OBP: 0.245, SLG: 0.314										4	1	1	0	0	1	3					
99 Taijuan Walker, R OBP: 0.154, SLG: 0.083										2	0	0	0	0	1	0					
30 T.J. McFarland, L ERA: 4.04										0	0	0	0	0	0	0					
3 Daniel Descalso, L ERA: 8.25										0	0	0	0	0	0	0					
60 J.J. Hoover, R ERA: 2.31										0	0	0	0	0	0	0					
41 Jeremy Hazelbaker, L ERA: 9.82										1	1	1	0	0	0	0					
Inning Stats	R: 1 E: 1 K: 2 S: 21	H: 2 LOB: 1 BB: 0 P: 33	R: 0 E: 0 K: 2 S: 13	H: 1 LOB: 1 BB: 0 P: 19	R: 0 E: 0 K: 0 S: 8	H: 0 LOB: 1 BB: 1 P: 15	R: 3 E: 0 K: 1 S: 14	H: 3 LOB: 0 BB: 0 P: 21	R: 0 E: 0 K: 2 S: 14	H: 0 LOB: 1 BB: 0 P: 25	R: 1 E: 0 K: 0 S: 8	H: 2 LOB: 1 BB: 0 P: 14	R: 0 E: 0 K: 1 S: 11	H: 1 LOB: 2 BB: 1 P: 19	R: 1 E: 0 K: 1 S: 15	H: 1 LOB: 2 BB: 2 P: 27	1B: 7 2B: 1 3B: 0 HR: 3	SF: 0 SAC: 0 DP: 2 HBP: 1	WP: 0 PB: 1 SB: 4 CS: 1	PA: 41	
PITCHER	IP WLS BF H R ER SO BB IBB HBP BLK WP HR S P ERA WHIP	IP WLS BF H R ER SO BB IBB HBP BLK WP HR S P ERA WHIP	IP WLS BF H R ER SO BB IBB HBP BLK WP HR S P ERA WHIP	IP WLS BF H R ER SO BB IBB HBP BLK WP HR S P ERA WHIP	IP WLS BF H R ER SO BB IBB HBP BLK WP HR S P ERA WHIP	IP WLS BF H R ER SO BB IBB HBP BLK WP HR S P ERA WHIP	IP WLS BF H R ER SO BB IBB HBP BLK WP HR S P ERA WHIP	IP WLS BF H R ER SO BB IBB HBP BLK WP HR S P ERA WHIP	IP WLS BF H R ER SO BB IBB HBP BLK WP HR S P ERA WHIP	IP WLS BF H R ER SO BB IBB HBP BLK WP HR S P ERA WHIP	IP WLS BF H R ER SO BB IBB HBP BLK WP HR S P ERA WHIP	IP WLS BF H R ER SO BB IBB HBP BLK WP HR S P ERA WHIP	IP WLS BF H R ER SO BB IBB HBP BLK WP HR S P ERA WHIP	IP WLS BF H R ER SO BB IBB HBP BLK WP HR S P ERA WHIP	IP WLS BF H R ER SO BB IBB HBP BLK WP HR S P ERA WHIP	IP WLS BF H R ER SO BB IBB HBP BLK WP HR S P ERA WHIP	IP WLS BF H R ER SO BB IBB HBP BLK WP HR S P ERA WHIP	IP WLS BF H R ER SO BB IBB HBP BLK WP HR S P ERA WHIP	IP WLS BF H R ER SO BB IBB HBP BLK WP HR S P ERA WHIP	IP WLS BF H R ER SO BB IBB HBP BLK WP HR S P ERA WHIP	IP WLS BF H R ER SO BB IBB HBP BLK WP HR S P ERA WHIP
57 Tanner Roark, R ERA: 4.04	6.0	L	25	6	4	4	8	2	0	0	0	0	0	0	0	0	6.00	1.333			
45 Blake Treinen, R ERA: 8.25	2.0		10	3	1	1	1	1	0	1	0	0	0	0	0	19	4.50	2.000			
56 Joe Blanton, R ERA: 9.82	1.0		6	1	1	1	1	1	1	0	0	0	0	0	1	15	9.00	2.000			

Batter	1	2	3	4	5	6	7	8	9	AB	R	H	RBI	BB	SO	LOB	BOTTOM				
7 Trea Turner, R OBP: 0.352, SLG: 0.552										4	1	1	0	1	0	4	<p>Arizona Diamondbacks @ Washington Nationals Nationals Park, Washington, DC Tue May 02 2017, 7:07 PM - 10:54 PM EDT Att: 22,826 - Partly Cloudy - 75 F</p>				
28 Jayson Werth, R OBP: 0.368, SLG: 0.413										4	0	0	0	1	3	1					
34 Bryce Harper, L OBP: 0.513, SLG: 0.758										3	1	1	1	2	0	0					
11 Ryan Zimmerman, R OBP: 0.455, SLG: 0.871										5	1	2	0	0	1	2					
20 Daniel Murphy, L OBP: 0.383, SLG: 0.583										3	0	1	2	1	1	3					
6 Anthony Rendon, R OBP: 0.362, SLG: 0.419										3	0	1	0	1	1	2					
3 Michael Taylor, R OBP: 0.263, SLG: 0.257										3	0	1	0	1	1	1					
59 Jose Lobaton, S OBP: 0.148, SLG: 0.200										4	0	0	0	0	1	4					
57 Tanner Roark, R OBP: 0.300, SLG: 0.333										2	0	0	0	0	1	2					
9 Rafael Bautista, R OBP: 0.240, SLG: 0.348										1	0	0	0	0	1	0					
45 Blake Treinen, R OBP: 0.240, SLG: 0.348										0	0	0	0	0	0	0					
14 Chris Heisey, R OBP: 0.240, SLG: 0.348										1	0	0	0	0	1	2					
56 Joe Blanton, R ERA: 9.82										0	0	0	0	0	0	0					
Inning Stats	R: 1 E: 0 K: 0 S: 15	H: 2 LOB: 1 BB: 1 P: 28	R: 0 E: 0 K: 1 S: 15	H: 1 LOB: 2 BB: 1 P: 28	R: 2 E: 0 K: 3 S: 12	H: 2 LOB: 1 BB: 1 P: 22	R: 0 E: 0 K: 1 S: 13	H: 0 LOB: 1 BB: 1 P: 23	R: 0 E: 0 K: 1 S: 7	H: 0 LOB: 0 BB: 0 P: 17	R: 0 E: 0 K: 2 S: 11	H: 1 LOB: 2 BB: 1 P: 21	R: 0 E: 0 K: 1 S: 10	H: 1 LOB: 2 BB: 1 P: 22	R: 0 E: 0 K: 1 S: 11	H: 0 LOB: 0 BB: 0 P: 20	1B: 4 2B: 3 3B: 0 HR: 0	SF: 0 SAC: 0 DP: 1 HBP: 0	WP: 0 PB: 1 SB: 0 CS: 0	PA: 40	
PITCHER	IP WLS BF H R ER SO BB IBB HBP BLK WP HR S P ERA WHIP	IP WLS BF H R ER SO BB IBB HBP BLK WP HR S P ERA WHIP	IP WLS BF H R ER SO BB IBB HBP BLK WP HR S P ERA WHIP	IP WLS BF H R ER SO BB IBB HBP BLK WP HR S P ERA WHIP	IP WLS BF H R ER SO BB IBB HBP BLK WP HR S P ERA WHIP	IP WLS BF H R ER SO BB IBB HBP BLK WP HR S P ERA WHIP	IP WLS BF H R ER SO BB IBB HBP BLK WP HR S P ERA WHIP	IP WLS BF H R ER SO BB IBB HBP BLK WP HR S P ERA WHIP	IP WLS BF H R ER SO BB IBB HBP BLK WP HR S P ERA WHIP	IP WLS BF H R ER SO BB IBB HBP BLK WP HR S P ERA WHIP	IP WLS BF H R ER SO BB IBB HBP BLK WP HR S P ERA WHIP	IP WLS BF H R ER SO BB IBB HBP BLK WP HR S P ERA WHIP	IP WLS BF H R ER SO BB IBB HBP BLK WP HR S P ERA WHIP	IP WLS BF H R ER SO BB IBB HBP BLK WP HR S P ERA WHIP	IP WLS BF H R ER SO BB IBB HBP BLK WP HR S P ERA WHIP	IP WLS BF H R ER SO BB IBB HBP BLK WP HR S P ERA WHIP	IP WLS BF H R ER SO BB IBB HBP BLK WP HR S P ERA WHIP	IP WLS BF H R ER SO BB IBB HBP BLK WP HR S P ERA WHIP	IP WLS BF H R ER SO BB IBB HBP BLK WP HR S P ERA WHIP	IP WLS BF H R ER SO BB IBB HBP BLK WP HR S P ERA WHIP	IP WLS BF H R ER SO BB IBB HBP BLK WP HR S P ERA WHIP
99 Taijuan Walker, R ERA: 4.19	4.2		23	5	3	3	6	5	0	0	0	0	0	0	0	0	5.79	2.143			
30 T.J. McFarland, L ERA: 4.19	1.1	W	4	0	0	0	1	0	0	0	0	0	0	0	0	8	0.00	0.000			
60 J.J. Hoover, R ERA: 1.69	1.0	H	5	1	0	0	2	1	0	0	0	0	0	0	11	21	0.00	2.000			
29 Jorge De La Rosa, L ERA: 2.31	1.0	H	5	1	0	0	1	1	0	0	0	0	0	10	22	0.00	2.000				
56 Fernando Rodney, R ERA: 11.45	1.0	S	3	0	0	0	1	0	0	0	0	0	0	11	20	0.00	0.000				

livebaseballscorecards.com

livebaseballscorecards.com



Batter	1	2	3	4	5	6	7	8	9	AB	R	H	RBI	BB	SO	LOB	TOP								
1 Wilmer Difo, S OBP: 0.271, SLG: 0.226	F8			G6-3	P6			K		4	0	0	0	0	1	1	Washington Nationals @ Baltimore Orioles Oriole Park at Camden Yards, Baltimore, MD Mon May 08 2017, 7:09 PM - 10:02 PM EDT Att: 23,525 - Partly Cloudy - 62 F								
28 Jayson Werth, R OBP: 0.386, SLG: 0.490	G6-3			34 BB 1B		34 WP 34 1B 2B		K		4	1	2	0	0	1	0									
34 Bryce Harper, L OBP: 0.511, SLG: 0.750	K									3	1	2	2	1	1	0									
11 Ryan Zimmerman, R (1,3) OBP: 0.459, SLG: 0.875		G3								4	0	0	0	0	1	3									
20 Daniel Murphy, L OBP: 0.386, SLG: 0.543		F7								3	1	0	0	1	0	3									
6 Anthony Rendon, R OBP: 0.369, SLG: 0.470										4	1	1	0	0	2	2									
26 Adam Lind, L OBP: 0.366, SLG: 0.556										4	0	1	0	0	2	1									
32 Matt Wieters, S OBP: 0.360, SLG: 0.477										4	0	1	1	0	1	1									
7 Trea Turner, R OBP: 0.316, SLG: 0.449										0	0	0	0	0	0	0									
3 Michael Taylor, R OBP: 0.274, SLG: 0.316										3	0	1	1	0	2	0									
8 Brian Goodwin, L (9,PH)										1	0	0	0	0	0	2									
Inning Stats	R: 0 E: 0 K: 1 S: 7	H: 0 LOB: 0 BB: 0 P: 9	R: 0 E: 0 K: 1 S: 8	H: 0 LOB: 0 BB: 0 P: 11	R: 0 E: 0 K: 2 S: 11	H: 0 LOB: 0 BB: 0 P: 14	R: 0 E: 0 K: 1 S: 11	H: 1 LOB: 2 BB: 1 P: 19	R: 1 E: 0 K: 0 S: 18	H: 2 LOB: 1 BB: 0 P: 26	R: 1 E: 0 K: 0 S: 18	H: 2 LOB: 1 BB: 0 P: 26	R: 0 E: 0 K: 1 S: 6	H: 0 LOB: 0 BB: 0 P: 11	R: 1 E: 0 K: 2 S: 16	H: 1 LOB: 0 BB: 0 P: 21	R: 1 E: 0 K: 1 S: 13	H: 2 LOB: 1 BB: 1 P: 23	1B: 3 2B: 5 3B: 0 HR: 1	SF: 0 SAC: 0 DP: 1 HBP: 0	WP: 1 PB: 0 SB: 0 CS: 0	PA: 36			
PITCHER	IP WLS BF H R ER SO BB IBB HBP BLK WP HR S P ERA WHIP	7.0 W 27 5 2 2 8 1 0 0 0 1 0 77 116 2.57 0.857	1.0 S 5 2 1 1 1 1 0 0 0 0 0 13 23 9.00 3.000																						

Batter	1	2	3	4	5	6	7	8	9	AB	R	H	RBI	BB	SO	LOB	BOTTOM								
23 Joey Rickard, R OBP: 0.293, SLG: 0.425	HR									5	1	1	2	0	0	5	Washington Nationals @ Baltimore Orioles Oriole Park at Camden Yards, Baltimore, MD Mon May 08 2017, 7:09 PM - 10:02 PM EDT Att: 23,525 - Partly Cloudy - 62 F								
10 Adam Jones, R OBP: 0.314, SLG: 0.386	G5-3									4	0	0	0	0	0	4									
13 Manny Machado, R OBP: 0.328, SLG: 0.475	K									4	0	0	0	0	1	2									
45 Mark Trumbo, R OBP: 0.286, SLG: 0.339										3	1	1	1	1	1	0									
14 Craig Gentry, R OBP: 0.292, SLG: 0.303	HR									0	0	0	0	0	0	0									
19 Chris Davis, L OBP: 0.344, SLG: 0.400	16 HR BB									3	1	0	0	1	1	1									
16 Trey Mancini, R OBP: 0.338, SLG: 0.687	HR									3	1	2	2	1	0	0									
6 Jonathan Schoop, R OBP: 0.336, SLG: 0.510	G6-3									4	1	1	0	0	1	2									
2 J.J. Hardy, R OBP: 0.232, SLG: 0.252		G1-3								3	1	1	0	1	0	0									
36 Caleb Joseph, R OBP: 0.240, SLG: 0.340										4	0	4	1	0	0	0									
Inning Stats	R: 4 E: 0 K: 1 S: 15	H: 3 LOB: 0 BB: 1 P: 26	R: 0 E: 0 K: 0 S: 10	H: 1 LOB: 1 BB: 0 P: 15	R: 0 E: 0 K: 0 S: 3	H: 0 LOB: 0 BB: 0 P: 5	R: 2 E: 1 K: 0 S: 15	H: 2 LOB: 2 BB: 1 P: 28	R: 0 E: 0 K: 1 S: 9	H: 0 LOB: 1 BB: 2 P: 18	R: 0 E: 0 K: 0 S: 8	H: 1 LOB: 0 BB: 0 P: 16	R: 0 E: 0 K: 2 S: 11	H: 0 LOB: 0 BB: 0 P: 16	R: 0 E: 0 K: 0 S: 13	H: 3 LOB: 2 BB: 0 P: 24	1B: 6 2B: 1 3B: 0 HR: 3	SF: 0 SAC: 0 DP: 2 HBP: 0	WP: 0 PB: 0 SB: 0 CS: 0	PA: 37					
PITCHER	IP WLS BF H R ER SO BB IBB HBP BLK WP HR S P ERA WHIP	6.0 L 29 7 6 6 2 4 0 0 0 0 0 60 108 0.00 1.833	1.0 S 5 3 0 0 0 0 0 0 0 0 0 13 24 0.00 3.000																						



Batter	1	2	3	4	5	6	7	8	9	10	11	12	AB	R	H	RBI	BB	SO	LOB	TOP								
7 Trea Turner, R (1.6) OBP: 0.307, SLG: 0.432	G4-3		CS			K		L9		K		L7-4-3	6	0	1	0	0	2	2									
28 Jayson Werth, R (1.10) OBP: 0.378, SLG: 0.471	G4-3		CS	P6		K				K			4	0	0	0	1	2	1									
34 Bryce Harper, L (1.9) OBP: 0.500, SLG: 0.722	B2-3					K		G3-1					4	0	0	0	1	2	1									
11 Ryan Zimmerman, R (1.3) OBP: 0.449, SLG: 0.855		G4-3			G5-3			G6-3			G4-3		5	0	1	0	0	0	2									
20 Daniel Murphy, L (1.4) OBP: 0.389, SLG: 0.561													3	1	1	1	1	1	1									
1 Wilmer Difo, S (10.4) OBP: 0.287, SLG: 0.222		HR						G4-3					1	0	0	0	0	0	0									
6 Anthony Rendon, R (1.5) OBP: 0.363, SLG: 0.458		G6-3				FC6-4							5	1	1	0	0	1	2									
32 Matt Wieters, S (1.2) OBP: 0.362, SLG: 0.487						G3-1							4	1	1	0	1	1	1									
14 Chris Heisey, R (1.7) OBP: 0.200, SLG: 0.243			P3			K							5	0	1	0	0	2	5									
3 Michael Taylor, R (1.8) OBP: 0.286, SLG: 0.305													2	0	0	0	0	0	0									
26 Adam Lind, L (8. PH) OBP: 0.381, SLG: 0.649													1	1	1	3	0	0	0									
8 Brian Goodwin, L (8.8) OBP: 0.333, SLG: 0.333													2	0	1	0	0	0	1									
Inning Stats	R: 0 E: 0 K: 0 S: 7	H: 0 LOB: 0 BB: 11	R: 1 E: 0 K: 1 S: 9	H: 1 LOB: 0 BB: 14	R: 0 E: 0 K: 0 S: 9	H: 1 LOB: 0 BB: 12	R: 0 E: 0 K: 1 S: 9	H: 0 LOB: 0 BB: 15	R: 0 E: 0 K: 1 S: 9	H: 0 LOB: 1 BB: 18	R: 0 E: 0 K: 2 S: 8	H: 0 LOB: 0 BB: 0	R: 3 E: 0 K: 2 S: 17	H: 3 LOB: 1 BB: 25	R: 0 E: 0 K: 2 S: 16	H: 1 LOB: 2 BB: 1	R: 0 E: 0 K: 0 S: 6	H: 0 LOB: 0 BB: 7	R: 0 E: 0 K: 0 S: 7	H: 1 LOB: 0 BB: 10	1B: 5 2B: 2 3B: 0 HR: 2	SF: 0 SAC: 0 DP: 1 HBP: 0	WP: 0 PB: 0 SB: 2 CS: 1	PA: 47				
PITCHER	IP 7.2	WLS 29	BF 29	H 4	R 4	ER 6	SO 6	BB 2	IBB 0	HBP 0	BLK 0	WP 0	HR 2	S 69	P 112	ERA 4.70	WHIP 0.913											
31 Ubaldo Jiménez, R (1.1) ERA: 5.15	1.1	6	1	0	0	3	0	1	0	0	0	0	0	19	28	0.00	0.750											
60 Mychal Givens, R (8. PH) ERA: 2.12	3.0	W	11	2	0	0	2	0	1	0	0	0	0	0	27	33	0.00	0.667										
41 Logan Verrett, R (10.1) ERA:																												

Washington Nationals @ Baltimore Orioles
 Oriole Park at Camden Yards, Baltimore, MD
 Tue May 09 2017, 7:08 PM - 10:59 PM EDT
 Att. 26,348 - Clear - 64 F

AB	42
R	4
H	8
RBI	4
BB	4
SO	11
LOB	16



Batter	1	2	3	4	5	6	7	8	9	10	11	12	AB	R	H	RBI	BB	SO	LOB	BOTTOM							
12 Seth Smith, L (1.9) OBP: 0.408, SLG: 0.541			K					F8				G6-3	4	1	2	1	1	1	0								
23 Joey Rickard, R (10. PR) OBP: 0.286, SLG: 0.415						HR							1	0	0	0	0	0	0								
10 Adam Jones, R (1.8) OBP: 0.315, SLG: 0.406	L9			F7		L5				B1			6	2	2	1	0	0	2								
13 Manny Machado, R (1.5) OBP: 0.322, SLG: 0.480	FC5-4					K				HR			6	0	1	0	0	2	2								
19 Chris Davis, L (1.3) OBP: 0.391, SLG: 0.394	F7					K							4	0	1	0	2	2	3								
45 Mark Trumbo, R (1.10) OBP: 0.281, SLG: 0.331	F8				G2-3					FC8-6		P4	6	1	1	1	0	1	4								
16 Trey Mancini, R (1.7) OBP: 0.320, SLG: 0.648													4	0	0	0	0	2	2								
3 Ryan Flaherty, L (10.4) OBP: 0.250, SLG: 0.143						K		L9		L8		G6-3	1	0	0	0	0	0	0								
6 Jonathan Schoop, R (1.4) OBP: 0.350, SLG: 0.533													3	0	2	1	1	1	0								
14 Craig Gentry, R (9. PR) OBP: 0.275, SLG: 0.294													1	1	0	0	0	1	0								
2 J.J. Hardy, R (1.6) OBP: 0.239, SLG: 0.288			P5										5	0	2	1	0	1	3								
36 Caleb Joseph, R (1.2) OBP: 0.236, SLG: 0.327													5	0	1	0	0	3	2								
Inning Stats	R: 0 E: 0 K: 0 S: 8	H: 0 LOB: 1 BB: 14	R: 0 E: 0 K: 2 S: 9	H: 0 LOB: 0 BB: 12	R: 0 E: 0 K: 2 S: 11	H: 0 LOB: 0 BB: 13	R: 0 E: 0 K: 1 S: 9	H: 1 LOB: 0 BB: 11	R: 0 E: 0 K: 1 S: 13	H: 2 LOB: 2 BB: 0	R: 1 E: 0 K: 1 S: 9	H: 1 LOB: 0 BB: 0	R: 2 E: 0 K: 1 S: 10	H: 2 LOB: 2 BB: 19	R: 0 E: 1 K: 1 S: 10	H: 1 LOB: 2 BB: 15	R: 0 E: 0 K: 0 S: 13	H: 2 LOB: 2 BB: 18	R: 1 E: 0 K: 0 S: 8	H: 3 LOB: 3 BB: 1	1B: 7 2B: 3 3B: 0 HR: 2	SF: 0 SAC: 0 DP: 0 HBP: 0	WP: 0 PB: 0 SB: 0 CS: 0	PA: 50			
PITCHER	IP 8.0	WLS 30	BF 30	H 4	R 2	ER 2	SO 11	BB 2	IBB 0	HBP 0	BLK 0	WP 0	HR 2	S 78	P 113	ERA 2.25	WHIP 0.750										
72 Enny Romero, L (9.1) ERA: 5.28	1.0	B	7	3	2	2	1	1	0	0	1	0	0	15	26	18.00	4.000										
43 Matt Albers, R (1.0) ERA: 0.75	0.1	2	0	0	0	0	0	0	0	2	2	0	0	0	0	0.00	0.000										
46 Oliver Pérez, L (10.1) ERA: 4.32	0.1	1	0	0	0	0	1	0	0	0	0	0	0	3	5	0.00	0.000										
38 Jacob Turner, R (10.1) ERA: 3.07	1.2	L	10	5	1	1	1	0	1	0	0	0	0	22	32	5.40	3.000										

Washington Nationals @ Baltimore Orioles
 Oriole Park at Camden Yards, Baltimore, MD
 Tue May 09 2017, 7:08 PM - 10:59 PM EDT
 Att. 26,348 - Clear - 64 F

AB	46
R	5
H	12
RBI	5
BB	4
SO	14
LOB	18



Batter	1	2	3	4	5	6	7	8	9	AB	R	H	RBI	BB	SO	LOB	TOP										
16 César Hernández, S (1,4) OBP: 0.386, SLG: 0.469	G6-3		G6-4-3 BB			G4-3-6		L9		4	0	1	0	1	0	2	Philadelphia Phillies @ Washington Nationals Nationals Park, Washington, DC Sun May 14 2017, 1:37 PM - 4:38 PM EDT Att: 31,738 - Sunny - 74 F										
25 Daniel Nava, S (1,9) OBP: 0.415, SLG: 0.431 50 Héctor Neris, R (9,1)			G6-4-3					G6-3	G3	4	0	0	0	1	1	5											
23 Aaron Altherr, R (1,8) OBP: 0.447, SLG: 0.750										3	1	2	1	1	1	0											
19 Tommy Joseph, R (1,3) OBP: 0.325, SLG: 0.471										4	1	1	1	0	1	3											
7 Maikel Franco, R (1,5) OBP: 0.278, SLG: 0.357										4	1	1	0	0	0	2											
29 Cameron Rupp, R (1,2) OBP: 0.397, SLG: 0.476 34 Andrew Knapp, S (9, PR) OBP: 0.410, SLG: 0.469										4	0	2	1	0	1	0											
13 Freddy Galvis, S (1,6) OBP: 0.290, SLG: 0.416										0	1	0	0	0	0	0											
15 Ty Kelly, S (1,7) OBP: 0.300, SLG: 0.556										4	0	1	1	0	0	0											
56 Jeremy Hellickson, R (1,1) OBP: 0.133, SLG: 0.241 37 Odubert Herrera, L (9, PH) OBP: 0.376, SLG: 0.602 63 Josely Rodríguez, L (9, PH) OBP: 0.376, SLG: 0.602 41 Brock Stassi, L (9, PH) OBP: 0.376, SLG: 0.602 53 Joaquín Benoit, R (9, PH) OBP: 0.376, SLG: 0.602 5 Michael Saunders, L (9, PH) OBP: 0.298, SLG: 0.374										1	0	0	0	0	1	0											
Inning Stats	R: 0 E: 0 K: 1 S: 16	H: 1 LOB: 2 BB: 1 P: 30	R: 0 E: 0 K: 1 S: 8	H: 0 LOB: 0 BB: 0 P: 15	R: 0 E: 0 K: 1 S: 10	H: 0 LOB: 0 BB: 1 P: 16	R: 0 E: 0 K: 0 S: 6	H: 0 LOB: 0 BB: 0 P: 13	R: 0 E: 0 K: 1 S: 6	H: 1 LOB: 0 BB: 0 P: 9	R: 1 E: 0 K: 1 S: 10	H: 2 LOB: 1 BB: 0 P: 16	R: 0 E: 0 K: 0 S: 12	H: 1 LOB: 1 BB: 0 P: 19	R: 3 E: 0 K: 0 S: 22	H: 5 LOB: 3 BB: 1 P: 36		1B: 5 2B: 3 3B: 0 HR: 2	SF: 0 SAC: 0 DP: 3 HBP: 0	WP: 0 PB: 0 SB: 0 CS: 0	PA: 38						
PITCHER	IP	WLS	BF	H	R	ER	SO	BB	IBB	HBP	BLK	WP	HR	S	P	ERA	WHIP										
47 Gio González, L (1,1) ERA: 2.47	6.2		24	4	1	1	5	3	0	0	0	0	1	63	112	1.35	1.050										
43 Matt Albers, R (7,1) ERA: 0.69	0.2	H	3	1	0	0	0	0	0	0	0	0	0	7	11	0.00	1.500										
72 Enny Romero, L (9,1) ERA: 4.86	0.2	H	2	0	0	0	0	0	0	0	0	0	0	6	9	0.00	0.000										
27 Shawn Kelley, R (9,1) ERA: 7.15	0.1	L	5	3	3	3	0	1	0	0	0	0	1	15	24	81.00	12.000										
30 Koda Glover, R (9,1) ERA: 3.39	0.2		4	2	0	0	0	0	0	0	0	0	0	7	12	0.00	3.000										
Batter	1	2	3	4	5	6	7	8	9	AB	R	H	RBI	BB	SO	LOB	BOTTOM										
7 Trea Turner, R (1,6) OBP: 0.293, SLG: 0.455	L7	L4								5	1	1	2	0	0	4	Philadelphia Phillies @ Washington Nationals Nationals Park, Washington, DC Sun May 14 2017, 1:37 PM - 4:38 PM EDT Att: 31,738 - Sunny - 74 F										
8 Brian Goodwin, L (1,7) OBP: 0.222, SLG: 0.125										4	0	0	0	0	1	0											
34 Bryce Harper, L (1,9) OBP: 0.493, SLG: 0.744										4	1	2	1	0	0	0											
6 Anthony Rendon, R (1,5) OBP: 0.372, SLG: 0.457										2	0	1	0	2	0	0											
20 Daniel Murphy, L (1,4) OBP: 0.389, SLG: 0.542										3	0	0	0	0	0	3											
26 Adam Lind, L (1,3) OBP: 0.370, SLG: 0.654 43 Matt Albers, L (7,1) ERA: 0.69 72 Enny Romero, R (9, PH) OBP: 0.376, SLG: 0.602 14 Chris Heisey, R (9, PH) OBP: 0.376, SLG: 0.602 27 Shawn Kelley, R (9, PH) OBP: 0.376, SLG: 0.602 30 Koda Glover, R (9, PH) OBP: 0.376, SLG: 0.602										3	0	1	0	0	0	2											
32 Matt Wieters, S (1,2) OBP: 0.354, SLG: 0.457										4	0	1	0	0	0	2											
1 Wilmer Difo, S (9, PR) OBP: 0.274, SLG: 0.232										0	0	0	0	0	0	0											
3 Michael Taylor, R (1,8) OBP: 0.303, SLG: 0.394										4	1	2	0	0	0	2											
47 Gio González, R (1,1) OBP: 0.235, SLG: 0.133 11 Ryan Zimmerman, R (7,3) OBP: 0.428, SLG: 0.805										1	0	1	0	0	0	0											
Inning Stats	R: 1 E: 0 K: 1 S: 13	H: 2 LOB: 1 BB: 0 P: 19	R: 0 E: 0 K: 0 S: 12	H: 2 LOB: 2 BB: 0 P: 15	R: 0 E: 0 K: 0 S: 6	H: 0 LOB: 0 BB: 0 P: 13	R: 0 E: 0 K: 0 S: 6	H: 0 LOB: 0 BB: 0 P: 10	R: 2 E: 0 K: 0 S: 12	H: 2 LOB: 0 BB: 0 P: 18	R: 0 E: 0 K: 0 S: 4	H: 0 LOB: 1 BB: 1 P: 10	R: 0 E: 0 K: 0 S: 9	H: 1 LOB: 0 BB: 0 P: 10	R: 0 E: 0 K: 0 S: 7	H: 1 LOB: 2 BB: 1 P: 10	1B: 6 2B: 0 3B: 1 HR: 2	SF: 0 SAC: 1 DP: 2 HBP: 1	WP: 0 PB: 0 SB: 0 CS: 0	PA: 37							
PITCHER	IP	WLS	BF	H	R	ER	SO	BB	IBB	HBP	BLK	WP	HR	S	P	ERA	WHIP										
58 Jeremy Hellickson, R (1,1) ERA: 3.71	5.0		21	6	3	3	1	0	0	0	0	0	2	49	75	5.40	1.200										
63 Josely Rodríguez, L (9,1) ERA: 4.05	2.0		7	1	0	0	0	1	0	1	0	0	0	9	20	0.00	1.000										
53 Joaquín Benoit, R (9,1) ERA: 5.06	1.0	W	5	1	0	0	0	1	0	0	0	0	0	9	16	0.00	2.000										
50 Héctor Neris, R (9,1) ERA: 3.86	1.0	S	4	1	0	0	0	0	0	0	0	0	0	7	10	0.00	1.000										

Batter	1	2	3	4	5	6	7	8	9	AB	R	H	RBI	BB	SO	LOB	TOP											
16 César Hernández, S (1.4) OBP: 0.374, SLG: 0.453	L7		G4-3		K		B2		G4-3	5	0	0	0	0	1	0												
37 Odiel Herrera, L (1.8) OBP: 0.315, SLG: 0.394	1B		G6-3		K		F7		K	5	0	1	0	0	2	0												
23 Aaron Altherr, R (1.7) OBP: 0.434, SLG: 0.714					K		G5-3		G6-3	4	1	0	0	0	2	1												
5 Michael Saunders, L (1.9) OBP: 0.299, SLG: 0.390	G3				HBP					3	3	2	0	1	0	1												
4 Andrés Blanco, S (1.5) OBP: 0.310, SLG: 0.385					1B		2B		G2-3	4	0	1	1	0	1	3												
41 Brock Stassi, L (1.3) OBP: 0.302, SLG: 0.438					1B		1B			3	0	2	1	0	0	1												
19 Tommy Joseph, R (8, PH) OBP: 0.330, SLG: 0.471	1B				1B		FC3-6		BB	0	1	0	0	0	1	0												
13 Freddy Galvis, S (1.6) OBP: 0.296, SLG: 0.434					K		1B		BB	4	0	2	2	0	1	3												
34 Andrew Knapp, S (1.2) OBP: 0.395, SLG: 0.444					1B					4	0	1	1	0	3	4												
28 Vince Velasquez, R (1.1) OBP: 0.245, SLG: 0.254										2	0	0	0	0	0	2												
25 Daniel Nava, S (6, PH) OBP: 0.428, SLG: 0.442										1	0	1	0	0	0	0												
57 Luis García, R (8.1) OBP: 0.300, SLG: 0.333										0	0	0	0	0	0	0												
61 Edubray Ramos, R (8.1) OBP: 0.300, SLG: 0.333										1	0	0	0	0	0	1												
15 Ty Kelly, S (8, PH) OBP: 0.300, SLG: 0.333										0	0	0	0	0	0	0												
17 Pat Neshek, S (8.1) OBP: 0.300, SLG: 0.333										0	0	0	0	0	0	1												
Inning Stats	R: 0 E: 0 K: 1 S: 9	H: 1 LOB: 1 BB: 0 P: 14	R: 0 E: 0 K: 2 S: 14	H: 1 LOB: 1 BB: 0 P: 21	R: 0 E: 0 K: 0 S: 11	H: 0 LOB: 0 BB: 0 P: 16	R: 2 E: 0 K: 1 S: 17	H: 3 LOB: 2 BB: 0 P: 25	R: 0 E: 0 K: 3 S: 9	H: 0 LOB: 0 BB: 0 P: 9	R: 1 E: 0 K: 1 S: 13	H: 4 LOB: 2 BB: 0 P: 20	R: 0 E: 0 K: 0 S: 5	H: 0 LOB: 0 BB: 0 P: 8	R: 2 E: 0 K: 1 S: 13	H: 1 LOB: 1 BB: 2 P: 26	R: 0 E: 0 K: 1 S: 7	H: 0 LOB: 0 BB: 0 P: 10	1B: 8 2B: 1 3B: 1 HR: 0	SF: 0 SAC: 0 DP: 0 HBP: 1	WP: 0 PB: 0 SB: 1 CS: 0	PA: 39						
PITCHER	IP: 6.0 WLS: 1 BF: 27 ERA: 2.8	IP: 1.1 WLS: 5 BF: 5 ERA: 6.23	IP: 0.2 WLS: 4 BF: 1 ERA: 3.31	IP: 1.0 WLS: 3 BF: 0 ERA: 0.61	IP: 6.0 WLS: 1 BF: 27 ERA: 2.8	IP: 1.1 WLS: 5 BF: 5 ERA: 6.23	IP: 0.2 WLS: 4 BF: 1 ERA: 3.31	IP: 1.0 WLS: 3 BF: 0 ERA: 0.61	IP: 6.0 WLS: 1 BF: 27 ERA: 2.8	IP: 1.1 WLS: 5 BF: 5 ERA: 6.23	IP: 0.2 WLS: 4 BF: 1 ERA: 3.31	IP: 1.0 WLS: 3 BF: 0 ERA: 0.61	IP: 6.0 WLS: 1 BF: 27 ERA: 2.8	IP: 1.1 WLS: 5 BF: 5 ERA: 6.23	IP: 0.2 WLS: 4 BF: 1 ERA: 3.31	IP: 1.0 WLS: 3 BF: 0 ERA: 0.61	IP: 6.0 WLS: 1 BF: 27 ERA: 2.8	IP: 1.1 WLS: 5 BF: 5 ERA: 6.23	IP: 0.2 WLS: 4 BF: 1 ERA: 3.31	IP: 1.0 WLS: 3 BF: 0 ERA: 0.61	IP: 6.0 WLS: 1 BF: 27 ERA: 2.8	IP: 1.1 WLS: 5 BF: 5 ERA: 6.23	IP: 0.2 WLS: 4 BF: 1 ERA: 3.31	IP: 1.0 WLS: 3 BF: 0 ERA: 0.61	IP: 6.0 WLS: 1 BF: 27 ERA: 2.8	IP: 1.1 WLS: 5 BF: 5 ERA: 6.23	IP: 0.2 WLS: 4 BF: 1 ERA: 3.31	IP: 1.0 WLS: 3 BF: 0 ERA: 0.61

Philadelphia Phillies @ Washington Nationals
Nationals Park, Washington, DC
Sun May 14 2017, 7:07 PM - 10:41 PM EDT
Att: 30,137 - Partly Cloudy - 78 F

AB 36
R 5
H 10
RBI 5
BB 2
SO 10
LOB 16



Batter	1	2	3	4	5	6	7	8	9	AB	R	H	RBI	BB	SO	LOB	BOTTOM											
7 Trea Turner, R (1.6) OBP: 0.283, SLG: 0.442	K		E4		SF7		F9			3	1	0	1	0	1	1												
14 Chris Heisey, R (1.7) OBP: 0.196, SLG: 0.233	K		F7		1B		K			4	1	1	0	0	2	1												
34 Bryce Harper, L (1.9) OBP: 0.500, SLG: 0.752	1B		1B		2B		F7			4	0	3	2	0	0	0												
11 Ryan Zimmerman, R (1.3) OBP: 0.430, SLG: 0.792	BB		F7		BB		G5-3			2	0	0	0	2	0	0												
20 Daniel Murphy, L (1.4) OBP: 0.385, SLG: 0.531	IBB		G4-3		FC5		K			3	0	0	0	1	1	2												
6 Anthony Rendon, R (1.5) OBP: 0.375, SLG: 0.455	G5-3		G4-3		BB		BB			3	2	1	0	1	0	3												
3 Michael Taylor, R (1.8) OBP: 0.300, SLG: 0.427	K		K		K		K			4	1	1	2	0	3	1												
59 Jose Lobaton, S (1.2) OBP: 0.179, SLG: 0.222	K		K		2B		F8		G4-3	4	1	1	0	0	1	1												
31 Max Scherzer, R (1.1) OBP: 0.188, SLG: 0.188										2	0	0	0	0	0	1												
8 Brian Gooden, L (6, PH) OBP: 0.300, SLG: 0.333										1	0	1	0	0	0	0												
33 Matt Garza, L (7.1) OBP: 0.300, SLG: 0.333										0	0	0	0	0	0	0												
38 Jacob Turner, R (8.1) OBP: 0.300, SLG: 0.333										0	0	0	0	0	0	0												
26 Adam Lind, L (8, PH) OBP: 0.300, SLG: 0.333										1	0	0	0	0	0	1												
43 Matt Albers, L (9.1) OBP: 0.300, SLG: 0.333										0	0	0	0	0	0	0												
Inning Stats	R: 0 E: 0 K: 2 S: 16	H: 1 LOB: 3 BB: 2 P: 30	R: 0 E: 0 K: 2 S: 11	H: 0 LOB: 0 BB: 0 P: 14	R: 1 E: 1 K: 0 S: 8	H: 1 LOB: 0 BB: 0 P: 15	R: 0 E: 0 K: 1 S: 11	H: 0 LOB: 0 BB: 0 P: 13	R: 2 E: 0 K: 0 S: 19	H: 3 LOB: 1 BB: 1 P: 28	R: 1 E: 0 K: 1 S: 12	H: 1 LOB: 1 BB: 1 P: 24	R: 0 E: 0 K: 1 S: 8	H: 0 LOB: 0 BB: 0 P: 13	R: 2 E: 0 K: 2 S: 15	H: 2 LOB: 0 BB: 0 P: 20	R: 0 E: 0 K: 2 S: 7	H: 0 LOB: 0 BB: 0 P: 10	1B: 4 2B: 3 3B: 0 HR: 1	SF: 1 SAC: 0 DP: 0 HBP: 0	WP: 2 PB: 0 SB: 1 CS: 0	PA: 36						
PITCHER	IP: 5.0 WLS: 3 BF: 23 ERA: 5.63	IP: 0.2 WLS: 4 BF: 1 ERA: 1.42	IP: 1.1 WLS: 5 BF: 5 ERA: 4.32	IP: 1.0 WLS: 3 BF: 0 ERA: 1.32	IP: 6.0 WLS: 1 BF: 27 ERA: 2.8	IP: 1.1 WLS: 5 BF: 5 ERA: 6.23	IP: 0.2 WLS: 4 BF: 1 ERA: 3.31	IP: 1.0 WLS: 3 BF: 0 ERA: 0.61	IP: 6.0 WLS: 1 BF: 27 ERA: 2.8	IP: 1.1 WLS: 5 BF: 5 ERA: 6.23	IP: 0.2 WLS: 4 BF: 1 ERA: 3.31	IP: 1.0 WLS: 3 BF: 0 ERA: 0.61	IP: 6.0 WLS: 1 BF: 27 ERA: 2.8	IP: 1.1 WLS: 5 BF: 5 ERA: 6.23	IP: 0.2 WLS: 4 BF: 1 ERA: 3.31	IP: 1.0 WLS: 3 BF: 0 ERA: 0.61	IP: 6.0 WLS: 1 BF: 27 ERA: 2.8	IP: 1.1 WLS: 5 BF: 5 ERA: 6.23	IP: 0.2 WLS: 4 BF: 1 ERA: 3.31	IP: 1.0 WLS: 3 BF: 0 ERA: 0.61	IP: 6.0 WLS: 1 BF: 27 ERA: 2.8	IP: 1.1 WLS: 5 BF: 5 ERA: 6.23	IP: 0.2 WLS: 4 BF: 1 ERA: 3.31	IP: 1.0 WLS: 3 BF: 0 ERA: 0.61	IP: 6.0 WLS: 1 BF: 27 ERA: 2.8	IP: 1.1 WLS: 5 BF: 5 ERA: 6.23	IP: 0.2 WLS: 4 BF: 1 ERA: 3.31	IP: 1.0 WLS: 3 BF: 0 ERA: 0.61

Philadelphia Phillies @ Washington Nationals
Nationals Park, Washington, DC
Sun May 14 2017, 7:07 PM - 10:41 PM EDT
Att: 30,137 - Partly Cloudy - 78 F

AB 31
R 6
H 8
RBI 6
BB 4
SO 9
LOB 10



Batter	1	2	3	4	5	6	7	8	9	AB	R	H	RBI	BB	SO	LOB	TOP										
7 Trea Turner, R OBP: 0.269, SLG: 0.417	F8		G5-3	F9			K		G4-3	5	0	0	0	0	1	3											
8 Brian Goodwin, L OBP: 0.250, SLG: 0.333	K2-3		K		F8		FC5-2			3	0	0	0	0	2	0											
14 Chris Heisey, R OBP: 0.184, SLG: 0.217										1	0	0	0	0	0	2											
34 Bryce Harper, L OBP: 0.479, SLG: 0.723	K		L5		K		K			4	0	0	0	0	3	2											
6 Anthony Rendon, R OBP: 0.372, SLG: 0.440		G1-3			G5-3					2	1	0	0	2	0	0											
20 Daniel Murphy, L OBP: 0.400, SLG: 0.542										4	1	2	1	0	1	2											
27 Shawn Kelley, R	HR									0	0	0	0	0	0	0											
32 Matt Wieters, S OBP: 0.365, SLG: 0.446	L7									4	1	1	0	0	0	2											
26 Adam Lind, L OBP: 0.385, SLG: 0.636										2	1	1	1	1	0	0											
72 Enny Romero, R										0	0	0	0	0	0	0											
1 Wilmer Difo, S OBP: 0.269, SLG: 0.279										1	0	0	0	0	0	1											
3 Michael Taylor, R OBP: 0.307, SLG: 0.439										3	0	1	0	1	2	2											
57 Tanner Roark, R OBP: 0.200, SLG: 0.214										2	0	0	0	0	1	2											
45 Blake Treinen, R										0	0	0	0	0	0	0											
11 Ryan Zimmerman, R OBP: 0.418, SLG: 0.766										2	0	1	0	0	1	0											
Inning Stats	R: 0 E: 0 K: 2 S: 8	H: 0 LOB: 0 BB: 0 P: 13	R: 1 E: 0 K: 1 S: 15	H: 1 LOB: 2 BB: 0 P: 26	R: 0 E: 0 K: 1 S: 10	H: 0 LOB: 0 BB: 0 P: 11	R: 3 E: 1 K: 1 S: 18	H: 2 LOB: 1 BB: 1 P: 29	R: 0 E: 0 K: 0 S: 7	H: 1 LOB: 0 BB: 0 P: 9	R: 0 E: 0 K: 2 S: 16	H: 2 LOB: 2 BB: 0 P: 25	R: 0 E: 0 K: 1 S: 6	H: 0 LOB: 1 BB: 1 P: 14	R: 0 E: 0 K: 2 S: 12	H: 0 LOB: 0 BB: 0 P: 15	1B: 3 2B: 2 HR: 1	SF: 0 SAC: 0 DP: 1 HBP: 0	WP: 0 PB: 0 SB: 0 CS: 0	PA: 37							
PITCHER	IP	WLS	BF	H	R	ER	SO	BB	IBB	HBP	BLK	WP	HR	S	P	ERA	WHIP										
24 Tyler Glasnow, R ERA: 7.34	5.0	W	22	3	4	2	6	3	0	0	0	0	1	57	87	3.60	1.200										
36 Wade LeBlanc, L ERA: 2.49	1.2	H	7	3	0	0	1	0	0	0	0	0	0	19	28	0.00	1.800										
73 Felipe Vázquez, L ERA: 0.82	0.1	H	1	0	0	0	1	0	0	0	0	0	0	4	6	0.00	0.000										
53 Johnny Barbatto, R ERA: 3.0	1.0		4	0	0	0	1	1	0	0	0	0	0	6	14	0.00	1.000										
41 Daniel Hudson, R ERA: 6.89	1.0		3	0	0	0	2	0	0	0	0	0	0	12	15	0.00	0.000										
Batter	1	2	3	4	5	6	7	8	9	AB	R	H	RBI	BB	SO	LOB	BOTTOM										
26 Adam Frazier, L OBP: 0.395, SLG: 0.467	K	F7		K		E4				5	2	3	4	0	1	2											
5 Josh Harrison, R OBP: 0.350, SLG: 0.471	K			K		SF7		F9		3	1	0	1	1	2	2											
22 Andrew McCutchen, R OBP: 0.289, SLG: 0.400	G6-3				L7			F8		5	1	2	0	0	0	1											
55 Josh Bell, S OBP: 0.338, SLG: 0.520										3	1	1	2	1	0	1											
73 Felipe Vázquez, L ERA: 0.82										0	0	0	0	0	0	0											
53 Johnny Barbatto, R OBP: 0.290, SLG: 0.429										0	0	0	0	0	0	0											
64 José Osuna, R OBP: 0.283, SLG: 0.342										0	0	0	0	0	0	0											
41 Daniel Hudson, R ERA: 6.89										0	0	0	0	0	0	0											
28 John Jaso, L OBP: 0.283, SLG: 0.342										4	1	1	2	1	0	1											
10 Jordy Mercer, R OBP: 0.318, SLG: 0.278										3	0	1	1	1	0	2											
37 Aken Hanson, S OBP: 0.200, SLG: 0.256										3	0	1	0	0	0	3											
38 Wade LeBlanc, L OBP: 0.200, SLG: 0.200										0	0	0	0	0	0	0											
69 Danny Ortiz, L OBP: 1.000, SLG: 1.000										1	1	1	0	0	0	0											
19 Chris Stewart, R OBP: 0.333, SLG: 0.367										4	2	2	0	0	0	3											
24 Tyler Glasnow, L OBP: 0.462, SLG: 0.222										2	0	1	0	0	0	0											
61 Gift Ngoepe, R OBP: 0.347, SLG: 0.293										1	1	0	0	1	1	2											
Inning Stats	R: 2 E: 0 K: 1 S: 12	H: 2 LOB: 0 BB: 0 P: 19	R: 0 E: 0 K: 0 S: 12	H: 2 LOB: 2 BB: 0 P: 18	R: 2 E: 0 K: 0 S: 17	H: 1 LOB: 2 BB: 3 P: 35	R: 0 E: 0 K: 2 S: 10	H: 0 LOB: 0 BB: 0 P: 14	R: 1 E: 0 K: 0 S: 12	H: 2 LOB: 1 BB: 0 P: 20	R: 3 E: 1 K: 0 S: 16	H: 3 LOB: 1 BB: 1 P: 24	R: 2 E: 1 K: 1 S: 16	H: 3 LOB: 1 BB: 1 P: 26	R: 0 E: 0 K: 0 S: 16	H: 0 LOB: 0 BB: 0 P: 20	1B: 9 2B: 2 3B: 0 HR: 2	SF: 1 SAC: 0 DP: 0 HBP: 0	WP: 0 PB: 0 SB: 0 CS: 1	PA: 41							
PITCHER	IP	WLS	BF	H	R	ER	SO	BB	IBB	HBP	BLK	WP	HR	S	P	ERA	WHIP										
57 Tanner Roark, R ERA: 4.73	5.0	L	27	4	0	0	1	4	0	0	0	0	0	66	114	12.60	2.400										
45 Blake Treinen, R ERA: 7.71	0.1		3	2	1	1	0	0	0	0	0	0	0	8	11	27.00	6.000										
72 Enny Romero, L ERA: 4.66	1.2		8	3	2	1	1	1	0	0	0	0	0	21	31	5.40	2.400										
27 Shawn Kelley, R ERA: 6.57	1.0		3	0	0	0	0	0	0	0	0	0	0	16	20	0.00	0.000										

Washington Nationals @ Pittsburgh Pirates
PNC Park, Pittsburgh, PA
Thu May 18 2017, 12:37 PM - 3:53 PM EDT
Att: 27,728 - Partly Cloudy - 85 F

Washington Nationals @ Pittsburgh Pirates
PNC Park, Pittsburgh, PA
Thu May 18 2017, 12:37 PM - 3:53 PM EDT
Att: 27,728 - Partly Cloudy - 85 F

AB	33
R	4
H	6
RBI	2
BB	4
SO	11
LOB	16



AB	35
R	10
H	13
RBI	10
BB	5
SO	4
LOB	17



Batter	1	2	3	4	5	6	7	8	9	AB	R	H	RBI	BB	SO	LOB	TOP							
7 Trea Turner, R OBP: 0.266, SLG: 0.409	G5-3		28 BB 2B	G5-3		FC6-4 28 S		G5-3		5	1	1	1	0	0	3	Washington Nationals @ Atlanta Braves SunTrust Park, Atlanta, GA Fri May 19 2017, 7:38 PM - 11:09 PM EDT Att: 35,369 - Partly Cloudy - 83 F							
28 Jayson Werth, R OBP: 0.401, SLG: 0.479	G6-3		34 BB 2B	G6-3		G1-3		G5-3		4	1	0	0	1	0	1								
34 Bryce Harper, L OBP: 0.474, SLG: 0.716	K		2B	L8		P5				4	0	1	2	0	1	0								
11 Ryan Zimmerman, R (1, 3) OBP: 0.420, SLG: 0.757			K	20 BB 2B		G3				3	0	1	0	1	1	1								
20 Daniel Murphy, L OBP: 0.387, SLG: 0.567	G6-3			HR		L6				4	1	2	1	0	0	1								
6 Anthony Rendon, R OBP: 0.369, SLG: 0.431	F8			K		BB		G5-3		3	0	0	0	1	1	0								
32 Matt Wieters, S OBP: 0.362, SLG: 0.448			P6	3 BB 2B		P5		K		4	0	1	0	0	1	3								
3 Michael Taylor, R OBP: 0.315, SLG: 0.453			7 BB 2B	47 SH1-3 1B		G5-3		K		4	1	2	0	0	1	0								
47 Gio González, R OBP: 0.263, SLG: 0.176			K	SH1-3				G6-3		2	0	1	0	0	1	1								
33 Matt Grace, L ERA: 1.53										0	0	0	0	0	0	0								
27 Shawn Kelley, R ERA: 1.45										0	0	0	0	0	0	0								
72 Enny Romero, R ERA: 2.76										0	0	0	0	0	0	0								
26 Adam Lind, L (9, PH) OBP: 0.392, SLG: 0.622										1	0	0	0	0	0	0								
Inning Stats	R: 0 E: 0 K: 1 S: 8	H: 0 LOB: 0 BB: 0 P: 13	R: 0 E: 0 K: 0 S: 7	H: 1 LOB: 0 BB: 0 P: 9	R: 3 E: 0 K: 2 S: 22	H: 3 LOB: 1 BB: 1 P: 33	R: 1 E: 0 K: 1 S: 19	H: 3 LOB: 2 BB: 0 P: 25	R: 0 E: 0 K: 0 S: 22	H: 1 LOB: 3 BB: 2 P: 33	R: 0 E: 0 K: 0 S: 8	H: 0 LOB: 0 BB: 0 P: 11	R: 0 E: 0 K: 2 S: 9	H: 0 LOB: 0 BB: 0 P: 12	R: 0 E: 0 K: 2 S: 9	H: 0 LOB: 0 BB: 0 P: 13	R: 0 E: 0 K: 0 S: 9	H: 0 LOB: 0 BB: 0 P: 12	1B: 4 2B: 4 3B: 0 HR: 1	SF: 0 SAC: 1 DP: 1 HBP: 0	WP: 0 PB: 0 SB: 1 CS: 0	PA: 38		
PITCHER	IP ERA WLS BF H R ER SO BB IBB HBP BLK WP HR S P ERA WHIP	5.1 4.5 0.2 2 0 0 0 4 3 0 0 0 0 1 81 117 6.75 2.250	1.0 1.53 1.0 3 0 0 0 0 0 0 0 0 0 0 9 12 0.00 0.000	1.0 1.45 1.0 3 0 0 0 2 0 0 0 0 0 0 9 13 0.00 0.000	1.0 1.53 1.0 3 0 0 0 0 0 0 0 0 0 9 12 0.00 0.000																			

AB	34
R	4
H	9
RBI	4
BB	3
SO	6
LOB	10



Batter	1	2	3	4	5	6	7	8	9	AB	R	H	RBI	BB	SO	LOB	BOTTOM						
11 Ender Inciarte, L OBP: 0.317, SLG: 0.400	27 BB 1B	FC5-4 4 S		G6-3		22 S 1B		K		5	0	2	0	0	1	2	Washington Nationals @ Atlanta Braves SunTrust Park, Atlanta, GA Fri May 19 2017, 7:38 PM - 11:09 PM EDT Att: 35,369 - Partly Cloudy - 83 F						
4 Brandon Phillips, R OBP: 0.336, SLG: 0.394	P4	L8			22 FC4-6 1B	22 S IBB		22 BB 1B		3	1	1	0	2	0	2							
22 Nick Markakis, L OBP: 0.386, SLG: 0.397	F8		K		FC4-6 24 BB 2B	G6-3		24 HR 1B		5	2	1	1	0	1	4							
27 Matt Kemp, R OBP: 0.389, SLG: 0.618	1B	HR		HR	24 BB 2B	7 BB 8 BB 1B		L9		4	1	3	1	1	0	1							
24 Kurt Suzuki, R OBP: 0.380, SLG: 0.464	G5-3		17 BB 4-3 BB		1B	K		K		4	1	2	3	1	1	3							
17 Johan Camargo, S OBP: 0.182, SLG: 0.182	7 HR 1B	G6-4-3		K		K		F9		5	1	1	0	0	2	4							
8 Jace Peterson, L OBP: 0.309, SLG: 0.274	L8		K		K			7 BB BB		3	0	0	0	1	2	3							
7 Dansby Swanson, R OBP: 0.280, SLG: 0.309	HR		19 SH3-4 BB		11 BB 2B			BB		2	1	2	2	2	0	0							
19 R.A. Dickey, R ERA: 2.86										1	0	0	0	0	1	0							
30 Jason Motte, R ERA: 4.79										0	0	0	0	0	0	1							
64 Emilio Bonifacio, S ERA: 6.08										0	0	0	0	0	0	0							
52 José Ramírez, R ERA: 5.75										0	0	0	0	0	0	0							
14 Rio Ruiz, L ERA: 5.75										0	0	0	0	0	0	0							
38 Aroldys Vizcaino, R ERA: 5.75										0	0	0	0	0	0	0							
53 Jim Johnson, R ERA: 5.75										0	0	0	0	0	0	0							
Inning Stats	R: 0 E: 0 K: 0 S: 14	H: 2 LOB: 2 BB: 0 P: 21	R: 2 E: 0 K: 1 S: 14	H: 2 LOB: 1 BB: 0 P: 19	R: 1 E: 0 K: 1 S: 8	H: 1 LOB: 0 BB: 1 P: 16	R: 0 E: 0 K: 1 S: 8	H: 0 LOB: 1 BB: 1 P: 14	R: 1 E: 0 K: 2 S: 15	H: 2 LOB: 2 BB: 1 P: 26	R: 0 E: 0 K: 0 S: 17	H: 2 LOB: 2 BB: 1 P: 26	R: 0 E: 0 K: 3 S: 17	H: 1 LOB: 3 BB: 2 P: 31	R: 3 E: 0 K: 1 S: 15	H: 2 LOB: 0 BB: 1 P: 24	1B: 7 2B: 2 3B: 0 HR: 3	SF: 0 SAC: 1 DP: 1 HBP: 0	WP: 1 PB: 0 SB: 4 CS: 0	PA: 42			
PITCHER	IP ERA WLS BF H R ER SO BB IBB HBP BLK WP HR S P ERA WHIP	5.2 2.86 0.1 2 0 0 0 4 3 1 0 0 0 4 72 116 6.35 2.118	1.0 4.79 1.0 6 1 0 0 3 2 0 0 0 0 0 17 31 0.00 3.000	1.0 6.08 1.0 6 2 3 3 1 1 0 0 0 0 1 15 24 27.00 3.000																			

AB	34
R	7
H	12
RBI	7
BB	7
SO	9
LOB	23



Batter	1	2	3	4	5	6	7	8	9	AB	R	H	RBI	BB	SO	LOB	TOP					
7 Trea Turner, R OBP: 0.273, SLG: 0.412										4	0	2	1	0	1	0	Washington Nationals @ Atlanta Braves SunTrust Park, Atlanta, GA Sat May 20 2017, 4:11 PM - 9:21 PM EDT Att: 37,347 - Partly Cloudy - 87 F					
28 Jayson Werth, R OBP: 0.397, SLG: 0.472										4	0	1	1	0	0	1						
34 Bryce Harper, L OBP: 0.469, SLG: 0.703										4	0	1	0	0	0	3						
11 Ryan Zimmerman, R OBP: 0.410, SLG: 0.736										4	0	0	0	0	2	4						
43 Matt Albers, L										0	0	0	0	0	0	0						
20 Daniel Murphy, L OBP: 0.384, SLG: 0.559										4	0	1	0	0	0	0						
6 Anthony Rendon, R OBP: 0.372, SLG: 0.429										3	0	1	0	1	1	2						
32 Matt Wieters, S OBP: 0.358, SLG: 0.442										4	1	1	0	0	1	2						
3 Michael Taylor, R OBP: 0.302, SLG: 0.433										4	0	0	0	0	2	2						
31 Max Scherzer, R OBP: 0.167, SLG: 0.167										2	1	0	0	0	0	1						
45 Blake Treinen, R										0	0	0	0	0	0	0						
8 Brian Goodwin, L OBP: 0.235, SLG: 0.313										1	0	0	0	0	1	0						
46 Oliver Pérez, L										0	0	0	0	0	0	0						
26 Adam Lind, L OBP: 0.392, SLG: 0.622										0	0	0	0	0	0	0						
Inning Stats	R: 0 E: 0 K: 1 S: 11	H: 1 LOB: 1 BB: 0 P: 16	R: 0 E: 0 K: 1 S: 13	H: 1 LOB: 0 BB: 22 P: 22	R: 0 E: 0 K: 2 S: 8	H: 0 LOB: 0 BB: 0 P: 13	R: 0 E: 0 K: 1 S: 16	H: 2 LOB: 2 BB: 0 P: 23	R: 2 E: 0 K: 2 S: 20	H: 3 LOB: 2 BB: 0 P: 33	R: 0 E: 0 K: 0 S: 11	H: 0 LOB: 1 BB: 0 P: 19	R: 0 E: 0 K: 1 S: 8	H: 0 LOB: 0 BB: 0 P: 12	R: 0 E: 0 K: 0 S: 9	H: 0 LOB: 0 BB: 0 P: 14	R: 0 E: 0 K: 0 S: 7	H: 0 LOB: 0 BB: 0 P: 8	1B: 7 2B: 0 3B: 0 HR: 0	SF: 0 SAC: 0 DP: 0 HBP: 0	WP: 0 PB: 0 SB: 0 CS: 1	PA: 35
PITCHER	IP: 4.1 WLS: 2 BF: 20 ERA: 6.38	H: 7 R: 2 ER: 1 SO: 6	BB: 0 IBB: 0 HBP: 0 BLK: 0	WP: 0 HR: 0 S: 63 P: 97	ERA: 2.08 WHIP: 1.615	PITCHER	IP: 1.0 WLS: 0 BF: 3 ERA: 3.0	H: 0 R: 0 ER: 0 SO: 0	BB: 0 IBB: 0 HBP: 0 BLK: 0	WP: 0 HR: 0 S: 7 P: 8	ERA: 0.00 WHIP: 0.000											
40 Bartolo Colon, R ERA: 6.38	46 Ian Krol, L ERA: 6.88	30 Jason Motte, R ERA: 1.74	52 José Ramírez, R ERA: 1.37	38 Aroldys Vizcaino, R ERA: 2.6	53 Jim Johnson, R ERA: 3.0																	
11 Ender Inciarte, L OBP: 0.310, SLG: 0.391										4	0	0	0	0	0	0	Washington Nationals @ Atlanta Braves SunTrust Park, Atlanta, GA Sat May 20 2017, 4:11 PM - 9:21 PM EDT Att: 37,347 - Partly Cloudy - 87 F					
4 Brandon Phillips, R OBP: 0.348, SLG: 0.408										3	0	2	0	1	1	0						
22 Nick Markakis, L OBP: 0.377, SLG: 0.387										4	0	0	0	0	3	3						
27 Matt Kemp, R OBP: 0.385, SLG: 0.630										4	1	1	1	0	1	1						
25 Tyler Flowers, R OBP: 0.465, SLG: 0.458										4	2	2	1	0	1	0						
8 Jace Peterson, L OBP: 0.317, SLG: 0.276										3	0	1	0	1	1	0						
7 Dansby Swanson, R OBP: 0.292, SLG: 0.312										2	1	1	1	2	0	1						
14 Rio Ruiz, L OBP: 0.250, SLG: 0.625										4	1	2	2	0	1	3						
40 Bartolo Colon, R	46 Ian Krol, L	30 Jason Motte, R	52 José Ramírez, R	64 Emilio Bonifacio, S	38 Aroldys Vizcaino, R	23 Danny Santana, S	53 Jim Johnson, R															
Inning Stats	R: 0 E: 0 K: 0 S: 10	H: 1 LOB: 1 BB: 0 P: 16	R: 2 E: 0 K: 2 S: 16	H: 1 LOB: 0 BB: 1 P: 29	R: 0 E: 0 K: 1 S: 9	H: 0 LOB: 1 BB: 1 P: 16	R: 1 E: 0 K: 1 S: 18	H: 2 LOB: 2 BB: 1 P: 31	R: 0 E: 0 K: 2 S: 9	H: 0 LOB: 0 BB: 0 P: 14	R: 1 E: 0 K: 1 S: 9	H: 2 LOB: 1 BB: 0 P: 12	R: 0 E: 0 K: 1 S: 11	H: 1 LOB: 1 BB: 0 P: 18	R: 1 E: 0 K: 1 S: 10	H: 2 LOB: 2 BB: 1 P: 23		1B: 5 2B: 2 3B: 0 HR: 3	SF: 0 SAC: 0 DP: 1 HBP: 0	WP: 0 PB: 0 SB: 0 CS: 1	PA: 36	
PITCHER	IP: 5.0 WLS: 2 BF: 21 ERA: 3.02	H: 4 R: 3 ER: 3 SO: 6	BB: 3 IBB: 0 HBP: 0 BLK: 0	WP: 0 HR: 2 S: 62 P: 106	ERA: 5.40 WHIP: 1.400	PITCHER	IP: 1.0 WLS: 0 BF: 3 ERA: 3.0	H: 0 R: 0 ER: 0 SO: 0	BB: 0 IBB: 0 HBP: 0 BLK: 0	WP: 0 HR: 0 S: 7 P: 8	ERA: 0.00 WHIP: 0.000											
31 Max Scherzer, R ERA: 3.02	45 Blake Treinen, R ERA: 7.9	46 Oliver Pérez, L ERA: 5.79	43 Matt Albers, R ERA: 1.62																			

Batter	1	2	3	4	5	6	7	8	9	AB	R	H	RBI	BB	SO	LOB	TOP			
7 Trea Turner, R OBP: 0.265, SLG: 0.400	L6		E9 34 1B		G4-3		G5-3			4	1	0	0	0	0	1	Washington Nationals @ Atlanta Braves SunTrust Park, Atlanta, GA Sun May 21 2017, 1:37 PM - 4:27 PM EDT Att: 32,895 - Cloudy - 73 F			
1 Wilmer Difo, S OBP: 0.288, SLG: 0.308 30 Koda Glover, R			E1 34 1B 11 G6-4-3		G6-3		K			4	1	1	0	0	1	2				
34 Bryce Harper, L OBP: 0.464, SLG: 0.691	K				K					4	0	1	1	0	2	1				
11 Ryan Zimmerman, R OBP: 0.406, SLG: 0.724	P4		G6-4-3							4	0	1	0	0	0	2				
20 Daniel Murphy, L OBP: 0.387, SLG: 0.576										4	1	2	1	0	2	1				
28 Jayson Werth, R OBP: 0.387, SLG: 0.457										4	0	0	0	0	1	2				
3 Michael Taylor, R OBP: 0.300, SLG: 0.426										4	0	1	0	0	2	1				
59 Jose Lobaton, S OBP: 0.196, SLG: 0.233										4	0	1	0	0	0	1				
37 Stephen Strasburg, R OBP: 0.100, SLG: 0.250 6 Anthony Rendon, R OBP: 0.372, SLG: 0.429										2	0	0	0	0	1	1				
										0	0	0	0	0	0	0				
Inning Stats	R: 0 E: 0 K: 1 S: 9	H: 1 LOB: 1 BB: 0 P: 14	R: 1 E: 0 K: 1 S: 12	H: 2 LOB: 1 BB: 0 P: 17	R: 2 E: 2 K: 0 S: 12	H: 2 LOB: 1 BB: 0 P: 17	R: 0 E: 0 K: 1 S: 8	H: 0 LOB: 0 BB: 0 P: 9	R: 0 E: 0 K: 2 S: 10	H: 1 LOB: 1 BB: 0 P: 17	R: 0 E: 0 K: 1 S: 7	H: 1 LOB: 1 BB: 0 P: 7	R: 0 E: 0 K: 1 S: 6	H: 0 LOB: 0 BB: 0 P: 9	R: 0 E: 0 K: 1 S: 7	H: 0 LOB: 0 BB: 0 P: 10	1B: 5 2B: 0 3B: 1 HR: 1	SF: 0 SAC: 1 DP: 1 HBP: 0	WP: 0 PB: 0 SB: 1 CS: 0	PA: 35
PITCHER	IP WLS BF H R ER SO BB IBB HBP BLK WP HR S P ERA WHIP	IP WLS BF H R ER SO BB IBB HBP BLK WP HR S P ERA WHIP	IP WLS BF H R ER SO BB IBB HBP BLK WP HR S P ERA WHIP	IP WLS BF H R ER SO BB IBB HBP BLK WP HR S P ERA WHIP	IP WLS BF H R ER SO BB IBB HBP BLK WP HR S P ERA WHIP	IP WLS BF H R ER SO BB IBB HBP BLK WP HR S P ERA WHIP	IP WLS BF H R ER SO BB IBB HBP BLK WP HR S P ERA WHIP	IP WLS BF H R ER SO BB IBB HBP BLK WP HR S P ERA WHIP	IP WLS BF H R ER SO BB IBB HBP BLK WP HR S P ERA WHIP	IP WLS BF H R ER SO BB IBB HBP BLK WP HR S P ERA WHIP	IP WLS BF H R ER SO BB IBB HBP BLK WP HR S P ERA WHIP	IP WLS BF H R ER SO BB IBB HBP BLK WP HR S P ERA WHIP	IP WLS BF H R ER SO BB IBB HBP BLK WP HR S P ERA WHIP	IP WLS BF H R ER SO BB IBB HBP BLK WP HR S P ERA WHIP	IP WLS BF H R ER SO BB IBB HBP BLK WP HR S P ERA WHIP	IP WLS BF H R ER SO BB IBB HBP BLK WP HR S P ERA WHIP	IP WLS BF H R ER SO BB IBB HBP BLK WP HR S P ERA WHIP			
54 Jaime Garcia, L ERA: 4.07 58 Luke Jackson, R ERA: 4.5	8.0 L 32 7 3 1 8 0 0 0 0 0 0 1 70 101 1.12 0.875	1.0 S 3 0 0 0 1 0 0 0 0 0 0 7 10 0.00 0.000																		

Batter	1	2	3	4	5	6	7	8	9	AB	R	H	RBI	BB	SO	LOB	BOTTOM					
11 Ender Inciarte, L OBP: 0.309, SLG: 0.388	G4-3		F8							4	1	1	0	0	1	1	Washington Nationals @ Atlanta Braves SunTrust Park, Atlanta, GA Sun May 21 2017, 1:37 PM - 4:27 PM EDT Att: 32,895 - Cloudy - 73 F					
7 Dansby Swanson, R OBP: 0.291, SLG: 0.317										4	0	1	2	0	3	0						
22 Nick Markakis, L OBP: 0.374, SLG: 0.390										4	0	1	0	0	1	1						
27 Matt Kemp, R OBP: 0.388, SLG: 0.634										4	0	2	0	0	1	1						
18 Matt Adams, L OBP: 0.316, SLG: 0.365										4	0	0	0	0	3	3						
24 Kurt Suzuki, R OBP: 0.360, SLG: 0.433										4	0	0	0	0	0	1						
8 Jace Peterson, L OBP: 0.308, SLG: 0.267										3	0	0	0	0	1	0						
14 Rio Ruiz, L OBP: 0.273, SLG: 0.500										2	1	0	0	1	1	0						
54 Jaime Garcia, L ERA: 3.28 4 Brandon Phillips, R OBP: 0.345, SLG: 0.465 58 Luke Jackson, R										2	0	1	0	0	0	0						
										1	0	0	0	0	1	1						
										0	0	0	0	0	0	0						
Inning Stats	R: 0 E: 0 K: 1 S: 10	H: 0 LOB: 0 BB: 0 P: 11	R: 0 E: 0 K: 2 S: 13	H: 0 LOB: 0 BB: 0 P: 17	R: 0 E: 0 K: 1 S: 15	H: 1 LOB: 1 BB: 0 P: 17	R: 0 E: 0 K: 2 S: 10	H: 1 LOB: 1 BB: 0 P: 16	R: 0 E: 0 K: 0 S: 7	H: 0 LOB: 0 BB: 0 P: 10	R: 0 E: 0 K: 2 S: 9	H: 0 LOB: 0 BB: 0 P: 9	R: 0 E: 0 K: 1 S: 8	H: 1 LOB: 1 BB: 0 P: 13	R: 2 E: 0 K: 3 S: 19	H: 2 LOB: 1 BB: 1 P: 31	R: 0 E: 0 K: 0 S: 6	H: 1 LOB: 0 BB: 0 P: 9	1B: 2 2B: 5 3B: 0 HR: 0	SF: 0 SAC: 0 DP: 1 HBP: 0	WP: 0 PB: 0 SB: 0 CS: 0	PA: 33
PITCHER	IP WLS BF H R ER SO BB IBB HBP BLK WP HR S P ERA WHIP	IP WLS BF H R ER SO BB IBB HBP BLK WP HR S P ERA WHIP	IP WLS BF H R ER SO BB IBB HBP BLK WP HR S P ERA WHIP	IP WLS BF H R ER SO BB IBB HBP BLK WP HR S P ERA WHIP	IP WLS BF H R ER SO BB IBB HBP BLK WP HR S P ERA WHIP	IP WLS BF H R ER SO BB IBB HBP BLK WP HR S P ERA WHIP	IP WLS BF H R ER SO BB IBB HBP BLK WP HR S P ERA WHIP	IP WLS BF H R ER SO BB IBB HBP BLK WP HR S P ERA WHIP	IP WLS BF H R ER SO BB IBB HBP BLK WP HR S P ERA WHIP	IP WLS BF H R ER SO BB IBB HBP BLK WP HR S P ERA WHIP	IP WLS BF H R ER SO BB IBB HBP BLK WP HR S P ERA WHIP	IP WLS BF H R ER SO BB IBB HBP BLK WP HR S P ERA WHIP	IP WLS BF H R ER SO BB IBB HBP BLK WP HR S P ERA WHIP	IP WLS BF H R ER SO BB IBB HBP BLK WP HR S P ERA WHIP	IP WLS BF H R ER SO BB IBB HBP BLK WP HR S P ERA WHIP	IP WLS BF H R ER SO BB IBB HBP BLK WP HR S P ERA WHIP	IP WLS BF H R ER SO BB IBB HBP BLK WP HR S P ERA WHIP					
37 Stephen Strasburg, R ERA: 2.77 30 Koda Glover, R	7.2 S 4 1 0 0 1 0 0 0 0 0 0 11 15 0.00 0.750																					



Batter	1	2	3	4	5	6	7	8	9	AB	R	H	RBI	BB	SO	LOB	TOP					
2 Jean Segura, R OBP: 0.382, SLG: 0.476	(1, 6) C SI 93 2-2 F SL 92 16 B SI 93 16 X SL 94 16 K SL 94 16			G6-3 1B	2-1 G6-3		0-2 16 WP 1B		2-1 L9	4	0	2	0	0	0	0						
16 Ben Gamel, L OBP: 0.395, SLG: 0.441	(1, 7) B SL 87 1-1 C SI 94 1-1 F SL 94 1-1 X SL 88 1-1			G6-3	0-3 K		3-2 F8		1-1 L8	4	0	0	0	0	1	2						
22 Robinson Cano, L OBP: 0.355, SLG: 0.522	(1, 4) B SI 94 2-2 F SL 93 2-2 X SL 94 2-2			F8	1-1 G6-3				3-2 L7	3	0	0	0	0	0	0						
52 Carlos Ruiz, R OBP: 0.255, SLG: 0.196	(8, 3) B SI 94 2-2 F SL 93 2-2 X SL 94 2-2			F8	1-1 G6-3					1	0	0	0	0	0	0						
23 Nelson Cruz, R OBP: 0.376, SLG: 0.553	(1, 9) B SI 86 1-0 X SL 88 1-0			L5	1-0 F8					3	0	0	0	0	0	0						
5 Guillermo Heredia, R OBP: 0.339, SLG: 0.353	(7, 7) B SI 93 3-0 B SI 93 3-0 X SL 94 3-0			L5	1-0 F8					0	0	0	0	0	0	0						
15 Kyle Seager, L OBP: 0.335, SLG: 0.374	(1, 5) B SI 93 3-0 B SI 93 3-0 X SL 94 3-0			G1-3	1-2 G6-4-3 1B					3	0	2	0	0	0	0						
21 Taylor Motter, R OBP: 0.287, SLG: 0.419	(1, 3) C SI 96 0-1 X SL 87 0-1			G5-3	2-2 G6-4-3 1B					3	0	0	0	0	0	2						
3 Mike Zunino, R OBP: 0.253, SLG: 0.280	(1, 2) C SI 91 2-3 F SL 92 2-3 B SI 92 2-3 X SL 93 2-3 K SL 93 2-3			K	3-1 HR					3	1	1	1	0	2	0						
1 Jarrod Dyson, L OBP: 0.308, SLG: 0.301	(1, 8) B SI 92 3-2 C SI 93 3-2 F SL 93 3-2 X SL 93 3-2			G4-3	0-3 K					3	0	0	0	0	2	0						
56 Christian Bergman, R OBP: 0.308, SLG: 0.301	(1, 1) C SI 92 0-2 F SL 93 0-2 X SL 93 0-2			L9	0-3 K					1	0	0	0	0	0	0						
54 Emilio Pagan, L OBP: 0.308, SLG: 0.301	(5, 1) C SI 92 0-2 F SL 93 0-2 X SL 93 0-2			L9	0-3 K					2	0	0	0	0	1	0						
Inning Stats	R: 0 E: 0 K: 0 S: 9	H: 1 LOB: 0 BB: 0 P: 14	R: 0 E: 0 K: 0 S: 4	H: 0 LOB: 0 BB: 0 P: 8	R: 0 E: 0 K: 1 S: 11	H: 0 LOB: 0 BB: 0 P: 16	R: 0 E: 0 K: 1 S: 7	H: 0 LOB: 0 BB: 0 P: 10	R: 0 E: 0 K: 0 S: 7	H: 1 LOB: 1 BB: 0 P: 11	R: 1 E: 0 K: 1 S: 13	H: 2 LOB: 1 BB: 0 P: 19	R: 0 E: 0 K: 0 S: 7	H: 1 LOB: 1 BB: 0 P: 11	R: 0 E: 0 K: 3 S: 10	H: 0 LOB: 0 BB: 0 P: 12	R: 0 E: 0 K: 0 S: 8	H: 0 LOB: 0 BB: 0 P: 14	1B: 4 2B: 0 3B: 0 HR: 1	SF: 0 SAC: 0 DP: 2 HBP: 0	WP: 1 PB: 0 SB: 0 CS: 0	PA: 30
PITCHER	IP WLS BF H R ER SO BB IBB HBP BLK WP HR S P ERA WHIP	8.0 W 27 5 1 1 6 0 0 0 0 0 1 1 68 101 1.12 0.625	1.0 3 0 0 0 0 0 0 0 0 0 0 0 8 14 0.00 0.000											IP WLS BF H R ER SO BB IBB HBP BLK WP HR S P ERA WHIP								
41 Joe Ross, R ERA: 5.32	(1, 1)	8.0 W 27 5 1 1 6 0 0 0 0 0 1 1 68 101 1.12 0.625											IP WLS BF H R ER SO BB IBB HBP BLK WP HR S P ERA WHIP									
33 Matt Grace, L ERA: 4.05	(9, 1)	1.0 3 0 0 0 0 0 0 0 0 0 0 0 8 14 0.00 0.000											IP WLS BF H R ER SO BB IBB HBP BLK WP HR S P ERA WHIP									

Seattle Mariners @ Washington Nationals
Nationals Park, Washington, DC
Tue May 23 2017, 7:08 PM - 9:35 PM EDT
Att: 29,650 - Drizzlie - 66 F

AB	30
R	1
H	5
RBI	1
BB	0
SO	6
LOB	4



Batter	1	2	3	4	5	6	7	8	9	AB	R	H	RBI	BB	SO	LOB	BOTTOM			
7 Trea Turner, R OBP: 0.270, SLG: 0.414	(1, 6) C SI 87 0-1 X SL 88 0-1			F8	2-2 28 HR 3B					5	1	2	1	0	0	1				
28 Jayson Werth, R OBP: 0.387, SLG: 0.474	(1, 7) C SI 89 4-1 B SI 87 4-1 F SL 88 4-1 X SL 88 4-1			G5-6-3 BB	3-2 F9					4	1	1	2	1	0	1				
33 Matt Grace, L OBP: 0.387, SLG: 0.474	(9, 1) C SI 89 4-1 B SI 87 4-1 F SL 88 4-1 X SL 88 4-1			G5-6-3 BB	3-2 F9					0	0	0	0	0	0	0				
34 Bryce Harper, L OBP: 0.459, SLG: 0.699	(1, 9) I SAFE 1-2 B SI 89 2-2 F SL 89 2-2 X SL 91 2-2			G5-6-3	3-1 F9					4	1	1	1	0	1	1				
11 Ryan Zimmerman, R OBP: 0.414, SLG: 0.724	(1, 3) C SI 90 1-2 B SI 88 1-2 X SL 88 1-2			6 HR 1B	0-0 F9					4	2	3	0	0	1	0				
20 Daniel Murphy, L OBP: 0.384, SLG: 0.568	(1, 4) C SI 89 1-2 B SI 90 1-2 X CH 81 1-2			F9	2-2 P5					4	1	1	0	0	0	2				
6 Anthony Rendon, R OBP: 0.381, SLG: 0.483	(1, 5) B SI 90 1-0 X SL 84 1-0			6 HR 1B	1-0 P5					4	3	3	5	0	0	0				
32 Matt Wieters, S OBP: 0.362, SLG: 0.439	(1, 2) B SI 89 4-1 C CH 80 4-1 B SI 89 4-1 X SL 88 4-1			41 1B 7 1B BB	2-2 P5					3	1	1	1	1	1	0				
3 Michael Taylor, R OBP: 0.308, SLG: 0.429	(1, 8) X SL 84 0-0			L8	0-0 G6-4-3 1B					4	0	2	0	0	0	1				
41 Joe Ross, R OBP: 0.231, SLG: 0.167	(1, 1) C SI 86 2-2 B SI 86 2-2 X SL 83 2-2			7 1B 1B	2-0 G6-4-3 1B					3	0	1	0	0	0	3				
14 Chris Heisey, R OBP: 0.180, SLG: 0.213	(8, PH) C SI 86 2-2 B SI 86 2-2 X SL 83 2-2			7 1B 1B	2-0 G6-4-3 1B					1	0	0	0	0	1	0				
Inning Stats	R: 0 E: 0 K: 0 S: 6	H: 0 LOB: 0 BB: 1 P: 12	R: 2 E: 0 K: 0 S: 15	H: 4 LOB: 2 BB: 1 P: 26	R: 0 E: 0 K: 0 S: 12	H: 1 LOB: 1 BB: 0 P: 20	R: 8 E: 0 K: 0 S: 25	H: 9 LOB: 0 BB: 0 P: 34	R: 0 E: 0 K: 2 S: 8	H: 0 LOB: 0 BB: 0 P: 13	R: 0 E: 0 K: 1 S: 7	H: 0 LOB: 0 BB: 0 P: 10	R: 0 E: 0 K: 1 S: 9	H: 0 LOB: 0 BB: 0 P: 9	R: 0 E: 0 K: 1 S: 9	H: 0 LOB: 0 BB: 0 P: 9	1B: 9 2B: 1 3B: 1 HR: 4	SF: 0 SAC: 0 DP: 2 HBP: 0	WP: 0 PB: 0 SB: 0 CS: 0	PA: 38
PITCHER	IP WLS BF H R ER SO BB IBB HBP BLK WP HR S P ERA WHIP	4.0 L 25 14 0 0 0 4 2 0 0 0 0 4 58 92 22.50 4.000	4.0 13 1 0 0 4 0 0 0 0 0 0 0 33 46 0.00 0.250											IP WLS BF H R ER SO BB IBB HBP BLK WP HR S P ERA WHIP						
56 Christian Bergman, R ERA: 6.3	(1, 1)	4.0 L 25 14 0 0 0 4 2 0 0 0 0 4 58 92 22.50 4.000											IP WLS BF H R ER SO BB IBB HBP BLK WP HR S P ERA WHIP							
54 Emilio Pagan, R ERA: 6.75	(5, 1)	4.0 13 1 0 0 4 0 0 0 0 0 0 0 33 46 0.00 0.250											IP WLS BF H R ER SO BB IBB HBP BLK WP HR S P ERA WHIP							

Seattle Mariners @ Washington Nationals
Nationals Park, Washington, DC
Tue May 23 2017, 7:08 PM - 9:35 PM EDT
Att: 29,650 - Drizzlie - 66 F

AB	36
R	10
H	15
RBI	10
BB	2
SO	4
LOB	9



Batter	1	2	3	4	5	6	7	8	9	AB	R	H	RBI	BB	SO	LOB	TOP										
17 Allen Córdoba, R OBP: 0.348, SLG: 0.446										4	0	1	0	0	1	1											
26 Yanervis Solarte, S OBP: 0.328, SLG: 0.343										4	0	1	0	0	1	1											
11 Ryan Schimpf, L OBP: 0.297, SLG: 0.430										4	0	0	0	0	3	3											
10 Hunter Renfroe, R OBP: 0.286, SLG: 0.440										4	0	1	0	0	1	2											
15 Cory Spangenberg, L OBP: 0.262, SLG: 0.294										3	0	0	0	1	2	2											
18 Austin Hedges, R OBP: 0.262, SLG: 0.397										4	0	0	0	0	3	5											
8 Erick Aybar, S OBP: 0.273, SLG: 0.311										3	0	0	0	0	1	0											
23 Matt Szczur, R OBP: 0.308, SLG: 0.321										3	0	0	0	0	2	1											
3 Clayton Richard, L OBP: 0.250, SLG: 0.211										2	0	0	0	0	2	1											
33 Franchy Cordero, L (7, PH)										1	0	0	0	0	1	0											
34 Craig Stammen, R (7, 1)										0	0	0	0	0	0	0											
Inning Stats	R: 0 E: 1 K: 2 S: 17	H: 1 LOB: 3 BB: 1 P: 27	R: 0 E: 1 K: 2 S: 10	H: 0 LOB: 1 BB: 0 P: 16	R: 0 E: 0 K: 3 S: 11	H: 0 LOB: 0 BB: 0 P: 18	R: 0 E: 0 K: 2 S: 9	H: 0 LOB: 0 BB: 0 P: 12	R: 0 E: 0 K: 3 S: 14	H: 2 LOB: 2 BB: 0 P: 17	R: 0 E: 0 K: 1 S: 6	H: 0 LOB: 0 BB: 0 P: 8	R: 0 E: 0 K: 1 S: 9	H: 0 LOB: 0 BB: 0 P: 12	R: 0 E: 0 K: 1 S: 9	H: 0 LOB: 0 BB: 0 P: 12	1B: 3 2B: 0 3B: 0 HR: 0	SF: 0 SAC: 0 DP: 0 HBP: 0	WP: 0 PB: 0 SB: 1 CS: 0	PA: 33							
PITCHER	IP	WLS	BF	H	R	ER	SO	BB	IBB	HBP	BLK	WP	HR	S	P	ERA	WHIP										
37 Stephen Strasburg, R ERA: 2.94	(1, 1)	7.0	W	27	3	0	0	15	1	0	0	0	0	76	108	0.00	0.571										
43 Matt Albers, R ERA: 1.4	(8, 1)	1.0	H	3	0	0	0	1	0	0	0	0	0	9	12	0.00	0.000										
30 Koda Glover, R ERA: 2.35	(9, 1)	1.0	S	3	0	0	0	1	0	0	0	0	0	9	12	0.00	0.000										

San Diego Padres @ Washington Nationals
 Nationals Park, Washington, DC
 Sat May 27 2017, 4:08 PM - 6:56 PM EDT
 Att: 37,357 - Overcast - 72 F

livebaseballscores.com

AB 32
 R 0
 H 3
 RBI 0
 BB 1
 SO 17
 LOB 16

Batter	1	2	3	4	5	6	7	8	9	AB	R	H	RBI	BB	SO	LOB	BOTTOM										
7 Trea Turner, R OBP: 0.280, SLG: 0.438										4	0	1	0	0	2	1											
28 Jayson Werth, R OBP: 0.386, SLG: 0.455										3	0	1	0	1	0	0											
34 Bryce Harper, L OBP: 0.452, SLG: 0.687										4	0	1	1	0	1	2											
11 Ryan Zimmerman, R (1, 3)										4	0	2	0	0	0	3											
6 Anthony Rendon, R (1, 5)										3	1	2	0	1	0	2											
32 Matt Wieters, S OBP: 0.351, SLG: 0.426										4	0	0	0	0	2	3											
3 Michael Taylor, R OBP: 0.308, SLG: 0.460										4	1	2	2	0	1	1											
1 Wilmer Difo, S OBP: 0.247, SLG: 0.270										4	0	0	0	0	0	3											
37 Stephen Strasburg, R OBP: 0.130, SLG: 0.261	(1, 1)	6.0	L	27	10	3	3	5	1	0	0	0	0	74	113	4.50	1.833										
43 Matt Albers, L (8, 1)	(8, 1)	2.0		8	0	0	0	3	1	0	0	0	0	20	33	0.00	0.500										
30 Koda Glover, R (9, 1)	(9, 1)																										
Inning Stats	R: 0 E: 0 K: 1 S: 16	H: 2 LOB: 2 BB: 0 P: 25	R: 0 E: 0 K: 0 S: 6	H: 0 LOB: 0 BB: 0 P: 9	R: 1 E: 0 K: 0 S: 14	H: 2 LOB: 1 BB: 0 P: 20	R: 0 E: 0 K: 2 S: 14	H: 2 LOB: 2 BB: 0 P: 19	R: 0 E: 0 K: 1 S: 9	H: 2 LOB: 1 BB: 1 P: 19	R: 2 E: 0 K: 1 S: 15	H: 2 LOB: 0 BB: 0 P: 21	R: 0 E: 0 K: 1 S: 10	H: 0 LOB: 1 BB: 0 P: 16	R: 0 E: 0 K: 2 S: 10	H: 0 LOB: 1 BB: 1 P: 17	1B: 7 2B: 2 3B: 0 HR: 1	SF: 0 SAC: 0 DP: 1 HBP: 0	WP: 0 PB: 0 SB: 1 CS: 2	PA: 36							
PITCHER	IP	WLS	BF	H	R	ER	SO	BB	IBB	HBP	BLK	WP	HR	S	P	ERA	WHIP										
3 Clayton Richard, L ERA: 4.33	(1, 1)	6.0	L	27	10	3	3	5	1	0	0	0	0	74	113	4.50	1.833										
34 Craig Stammen, R ERA: 5.02	(7, 1)	2.0		8	0	0	0	3	1	0	0	0	0	20	33	0.00	0.500										

San Diego Padres @ Washington Nationals
 Nationals Park, Washington, DC
 Sat May 27 2017, 4:08 PM - 6:56 PM EDT
 Att: 37,357 - Overcast - 72 F

livebaseballscores.com

AB 33
 R 3
 H 10
 RBI 3
 BB 2
 SO 8
 LOB 17

Batter	1	2	3	4	5	6	7	8	9	AB	R	H	RBI	BB	SO	LOB	TOP										
7 Trea Turner, R OBP: 0.275, SLG: 0.424	G6-3	G4-3			G1-3			L8	G5-3	5	0	0	0	0	0	4	Washington Nationals @ San Francisco Giants AT&T Park, San Francisco, CA Mon May 29 2017, 1:08 PM - 4:10 PM PDT Att: 41,969 - Overcast - 61 F										
28 Jayson Werth, R OBP: 0.375, SLG: 0.440	F9		P3			L8		G4-3		4	0	0	0	0	0	0											
34 Bryce Harper, L OBP: 0.449, SLG: 0.675	G3-1		L7			K			11 1B	3	0	0	0	0	1	0											
8 Brian Goodwin, L OBP: 0.286, SLG: 0.400									20 1B	0	1	0	0	0	0	0											
11 Ryan Zimmerman, R OBP: 0.413, SLG: 0.707									20 1B	4	2	3	1	0	1	0											
20 Daniel Murphy, L OBP: 0.374, SLG: 0.555		P5				1B			1B	4	0	2	2	0	0	0											
6 Anthony Rendon, R OBP: 0.393, SLG: 0.517						2B			1B	4	0	2	0	0	0	3											
32 Matt Wieters, S OBP: 0.346, SLG: 0.418										4	0	1	0	0	1	1											
3 Michael Taylor, R OBP: 0.289, SLG: 0.430										4	0	0	0	0	1	2											
57 Tanner Roark, R ERA: 4.98										3	0	0	0	0	2	3											
46 Oliver Pérez, L ERA: 5.23										0	0	0	0	0	0	0											
27 Shawn Kelley, R ERA: 5.79										0	0	0	0	0	0	0											
10 Stephen Drew, L OBP: 0.296, SLG: 0.279										0	0	0	0	0	0	0											
41 Joe Ross, R OBP: 0.241, SLG: 0.354										0	0	0	0	0	0	0											
30 Koda Glover, R ERA: 2.2										0	0	0	0	0	0	0											
Inning Stats	R: 0 E: 0 K: 0 S: 8	H: 0 LOB: 0 BB: 0 P: 10	R: 1 E: 1 K: 1 S: 18	H: 3 LOB: 3 BB: 0 P: 23	R: 0 E: 0 K: 1 S: 8	H: 0 LOB: 0 BB: 0 P: 12	R: 0 E: 0 K: 0 S: 8	H: 1 LOB: 1 BB: 0 P: 15	R: 0 E: 0 K: 1 S: 9	H: 0 LOB: 0 BB: 0 P: 12	R: 1 E: 0 K: 1 S: 15	H: 2 LOB: 1 BB: 0 P: 20	R: 0 E: 0 K: 2 S: 7	H: 0 LOB: 0 BB: 0 P: 7	R: 1 E: 0 K: 0 S: 13	H: 2 LOB: 2 BB: 0 P: 22	R: 0 E: 0 K: 1 S: 11	H: 0 LOB: 1 BB: 1 P: 20	1B: 6 2B: 1 3B: 0 HR: 1	SF: 0 SAC: 0 DP: 0 HBP: 1	WP: 0 PB: 0 SB: 0 CS: 1	PA: 38					
PITCHER	IP	WLS	BF	H	R	ER	SO	BB	IBB	HBP	BLK	WP	HR	S	P	ERA	WHIP										
45 Matt Moore, L ERA: 4.98	7.0	L	27	6	2	2	5	0	0	0	0	0	1	73	99	2.57	0.857										
60 Hunter Strickland, R ERA: 1.53	0.2		3	0	1	1	0	0	0	1	0	0	0	6	10	13.50	0.000										
70 George Kontos, R ERA: 4.09	1.0		6	2	0	0	1	1	0	0	0	0	0	15	27	0.00	3.000										
62 Cory Gearrin, R ERA: 1.83	0.1		1	0	0	0	0	0	0	0	0	0	0	3	5	0.00	0.000										

Batter	1	2	3	4	5	6	7	8	9	AB	R	H	RBI	BB	SO	LOB	BOTTOM										
2 Denard Span, L OBP: 0.285, SLG: 0.397	K		P3			F9		G5-3		4	0	0	0	0	1	1	Washington Nationals @ San Francisco Giants AT&T Park, San Francisco, CA Mon May 29 2017, 1:08 PM - 4:10 PM PDT Att: 41,969 - Overcast - 61 F										
12 Joe Panik, L OBP: 0.302, SLG: 0.346	F7				G4-3		G4-3		3	0	0	0	1	0	0	0											
9 Brandon Belt, L OBP: 0.358, SLG: 0.465	K								35 28 1B	4	0	2	0	0	2	1											
28 Buster Posey, R OBP: 0.439, SLG: 0.524									28 CS	3	0	2	0	1	1	0											
35 Brandon Crawford, L OBP: 0.296, SLG: 0.420									28 1B	3	0	2	0	1	1	0											
39 Justin Ruggiano, R OBP: 0.250, SLG: 0.351									35 1B	4	0	1	0	0	0	3											
22 Christian Arroyo, R OBP: 0.244, SLG: 0.306									28 1B	4	0	2	0	0	0	3											
51 Mac Williamson, R OBP: 0.235, SLG: 0.258										4	0	2	0	0	0	3											
38 Michael Morse, R OBP: 0.250, SLG: 0.306										4	0	2	0	0	0	3											
45 Matt Moore, L ERA: 3.86										3	0	1	0	0	1	1											
7 Asa Carter, R ERA: 5.23										2	0	0	0	0	2	2											
60 Hunter Strickland, R ERA: 1.53										2	0	0	0	0	1	1											
70 George Kontos, R ERA: 4.09										2	0	0	0	0	0	0											
62 Cory Gearrin, R ERA: 1.83										2	0	0	0	0	0	0											
5 Nick Hundley, R OBP: 0.270, SLG: 0.460										1	0	0	0	0	1	0											
Inning Stats	R: 0 E: 0 K: 2 S: 9	H: 0 LOB: 0 BB: 0 P: 14	R: 0 E: 0 K: 1 S: 11	H: 1 LOB: 0 BB: 0 P: 21	R: 0 E: 0 K: 1 S: 11	H: 1 LOB: 1 BB: 0 P: 14	R: 0 E: 0 K: 0 S: 8	H: 1 LOB: 1 BB: 1 P: 15	R: 0 E: 0 K: 1 S: 10	H: 1 LOB: 0 BB: 0 P: 15	R: 0 E: 0 K: 0 S: 9	H: 2 LOB: 2 BB: 0 P: 13	R: 0 E: 0 K: 1 S: 13	H: 0 LOB: 1 BB: 0 P: 20	R: 0 E: 0 K: 1 S: 18	H: 2 LOB: 3 BB: 1 P: 28	R: 0 E: 0 K: 2 S: 9	H: 0 LOB: 0 BB: 0 P: 12	1B: 7 2B: 1 3B: 0 HR: 0	SF: 0 SAC: 0 DP: 0 HBP: 1	WP: 0 PB: 0 SB: 0 CS: 2	PA: 37					
PITCHER	IP	WLS	BF	H	R	ER	SO	BB	IBB	HBP	BLK	WP	HR	S	P	ERA	WHIP										
57 Tanner Roark, R ERA: 3.86	7.0	W	27	6	0	0	6	1	0	0	0	0	0	9	112	0.00	1.000										
46 Oliver Pérez, L ERA: 5.23	0.2	H	3	0	0	0	1	1	0	0	0	0	0	9	15	0.00	1.500										
27 Shawn Kelley, R ERA: 5.79	0.1	H	3	2	0	0	0	0	0	0	0	0	0	9	13	0.00	6.000										
30 Koda Glover, R ERA: 2.2	1.0	S	3	0	0	0	2	0	0	0	0	0	0	9	12	0.00	0.000										



Batter	1	2	3	4	5	6	7	8	9	AB	R	H	RBI	BB	SO	LOB	TOP					
7 Trea Turner, R OBP: 0.284, SLG: 0.429										5	1	3	0	0	0	3	Washington Nationals @ San Francisco Giants AT&T Park, San Francisco, CA Tue May 30 2017, 7:16 PM - 10:47 PM PDT Att: 41,266 - Overcast - 61 F					
28 Jayson Werth, R OBP: 0.381, SLG: 0.455										4	0	2	1	1	1	3						
34 Bryce Harper, L OBP: 0.438, SLG: 0.655										5	0	0	0	0	3	8						
11 Ryan Zimmerman, R (1, 3) OBP: 0.412, SLG: 0.702										4	1	1	1	1	1	3		3				
20 Daniel Murphy, L OBP: 0.379, SLG: 0.561										5	1	3	1	0	0	1						
6 Anthony Rendon, R OBP: 0.388, SLG: 0.508										5	1	1	0	0	1	2						
32 Matt Wieters, S OBP: 0.342, SLG: 0.411										5	0	1	0	0	1	1						
3 Michael Taylor, R OBP: 0.301, SLG: 0.432										4	2	2	2	1	2	1						
47 Gio González, R OBP: 0.261, SLG: 0.190										2	0	1	1	0	0	0						
43 Matt Albers, L (7, 1)										0	0	0	0	0	0	0						
30 Koda Glover, R (9, 1)										0	0	0	0	0	0	0						
Inning Stats	R: 2 E: 0 K: 0 S: 20	H: 3 LOB: 1 BB: 0 P: 30	R: 1 E: 0 K: 2 S: 21	H: 4 LOB: 3 BB: 0 P: 32	R: 0 E: 0 K: 2 S: 11	H: 1 LOB: 1 BB: 0 P: 17	R: 0 E: 0 K: 1 S: 15	H: 1 LOB: 1 BB: 0 P: 21	R: 3 E: 1 K: 1 S: 17	H: 4 LOB: 3 BB: 1 P: 32	R: 0 E: 0 K: 1 S: 9	H: 0 LOB: 0 BB: 0 P: 12	R: 0 E: 0 K: 1 S: 16	H: 1 LOB: 2 BB: 1 P: 24	R: 0 E: 0 K: 1 S: 8	H: 0 LOB: 0 BB: 0 P: 12	R: 0 E: 0 K: 2 S: 9	H: 0 LOB: 0 BB: 0 P: 14	1B: 11 2B: 2 3B: 1 HR: 0	SF: 0 2B: 2 SAC: 2 DP: 1 HBP: 0	WP: 0 PB: 0 SB: 1 CS: 0	PA: 44
PITCHER	IP WLS BF H R ER SO BB IBB HBP BLK WP HR S P ERA WHIP	IP WLS BF H R ER SO BB IBB HBP BLK WP HR S P ERA WHIP																				
29 Jeff Samardzija, R ERA: 4.63	4.0	L	21	9	3	3	5	0	0	0	0	0	0	0	0	0	67	100	6.75	2.250		
57 Bryan Morris, R ERA: 4.51	1.0		9	4	3	2	1	1	0	0	0	0	0	0	0	0	17	32	18.00	5.000		
62 Cory Gearrin, R ERA: 1.74	1.0		3	0	0	0	1	0	0	0	0	0	0	0	0	0	9	12	0.00	0.000		
64 Derek Law, R ERA: 3.09	1.0		5	1	0	0	1	1	0	0	0	0	0	0	0	0	16	24	0.00	2.000		
61 Josh Osich, L ERA: 3.46	2.0		6	0	0	0	3	1	0	0	0	0	0	0	0	0	17	26	0.00	0.500		

AB	39
R	6
H	14
RBI	6
BB	3
SO	11
LOB	22



Batter	1	2	3	4	5	6	7	8	9	AB	R	H	RBI	BB	SO	LOB	BOTTOM			
46 Orlando Calixte, R OBP: 0.400, SLG: 0.600										5	0	2	2	0	2	4	Washington Nationals @ San Francisco Giants AT&T Park, San Francisco, CA Tue May 30 2017, 7:16 PM - 10:47 PM PDT Att: 41,266 - Overcast - 61 F			
10 Eduardo Núñez, R OBP: 0.303, SLG: 0.370										5	1	1	0	0	2					
9 Brandon Belt, L OBP: 0.350, SLG: 0.530										5	0	0	0	0	1	2				
28 Buster Posey, R OBP: 0.449, SLG: 0.530										4	0	3	1	1	1	0				
39 Justin Ruggiano, R OBP: 0.238, SLG: 0.333										3	0	0	0	0	2	4				
2 Denard Span, L OBP: 0.282, SLG: 0.393										1	0	0	0	0	1					
7 Aaron Hill, R OBP: 0.263, SLG: 0.219										3	1	1	0	1	0	2				
61 Josh Osich, L (8, 1)										0	0	0	0	0	0	0				
22 Christian Arroyo, R OBP: 0.244, SLG: 0.304										4	0	1	0	0	1	1				
66 Gorkys Hernández, R OBP: 0.268, SLG: 0.230										2	1	1	0	1	0	2				
64 Derek Law, R (7, 1)										0	0	0	0	0	0	0				
12 Joe Panik, L OBP: 0.305, SLG: 0.346										0	0	0	0	1	0					
29 Jeff Samardzija, R OBP: 0.291, SLG: 0.190										1	0	0	0	0	1	2				
37 Kody Tomlinson, R OBP: 0.276, SLG: 0.221										1	0	0	0	0	0	1				
57 Bryan Morris, L (5, 1)										0	0	0	0	0	0	0				
62 Cory Gearrin, R (8, 1)										0	0	0	0	0	0	0				
5 Nick Hundley, R OBP: 0.244, SLG: 0.305										2	0	0	0	0	2	3				
Inning Stats	R: 0 E: 0 K: 2 S: 11	H: 1 LOB: 2 BB: 1 P: 19	R: 2 E: 0 K: 1 S: 11	H: 2 LOB: 1 BB: 1 P: 18	R: 0 E: 0 K: 0 S: 5	H: 1 LOB: 1 BB: 0 P: 9	R: 0 E: 0 K: 0 S: 8	H: 1 LOB: 1 BB: 0 P: 14	R: 0 E: 0 K: 1 S: 12	H: 1 LOB: 2 BB: 1 P: 22	R: 1 E: 0 K: 0 S: 12	H: 2 LOB: 1 BB: 0 P: 17	R: 0 E: 0 K: 3 S: 11	H: 0 LOB: 1 BB: 1 P: 23	R: 0 E: 0 K: 1 S: 8	H: 0 LOB: 0 BB: 0 P: 14	1B: 7 2B: 2 3B: 0 HR: 0	SF: 0 2B: 2 SAC: 0 DP: 0 HBP: 0	WP: 1 PB: 0 SB: 0 CS: 0	PA: 40
PITCHER	IP WLS BF H R ER SO BB IBB HBP BLK WP HR S P ERA WHIP	IP WLS BF H R ER SO BB IBB HBP BLK WP HR S P ERA WHIP																		
47 Gio González, L ERA: 3.03	6.1	W	30	8	3	3	6	3	0	0	0	0	0	0	0	0	62	108	4.26	1.737
43 Matt Albers, R ERA: 1.29	1.2		7	1	0	0	3	1	0	0	0	0	0	0	0	0	20	34	0.00	1.200
30 Koda Glover, R ERA: 2.08	1.0	S	3	0	0	0	1	0	0	0	0	0	0	0	0	0	8	14	0.00	0.000

AB	36
R	3
H	9
RBI	3
BB	4
SO	10
LOB	24



Batter	1	2	3	4	5	6	7	8	9	AB	R	H	RBI	BB	SO	LOB	TOP				
7 Trea Turner, R OBP: 0.293, SLG: 0.433										5	1	3	0	0	1	2	Washington Nationals @ San Francisco Giants AT&T Park, San Francisco, CA Wed May 31 2017, 7:15 PM - 10:00 PM PDT Att: 41,371 - Cloudy - 59 F				
28 Jayson Werth, R OBP: 0.371, SLG: 0.440										5	0	0	0	0	2	6					
20 Daniel Murphy, L OBP: 0.380, SLG: 0.555										4	1	1	0	1	1	0					
11 Ryan Zimmerman, R (1, 3) OBP: 0.409, SLG: 0.709										4	1	1	3	0	0	2					
6 Anthony Rendon, R OBP: 0.390, SLG: 0.514										4	0	2	0	0	0	2					
32 Matt Wieters, S OBP: 0.298, SLG: 0.407										4	0	1	0	0	1	1					
8 Brian Goodwin, L OBP: 0.240, SLG: 0.333										4	0	0	0	0	1	2					
3 Michael Taylor, R OBP: 0.307, SLG: 0.438										3	0	1	0	1	0	0					
31 Max Scherzer, R OBP: 0.192, SLG: 0.160										3	0	1	0	1	0	1					
Inning Stats	R: 3 H: 3 E: 0 K: 1 S: 17	H: 3 LOB: 0 BB: 0 P: 23	R: 0 H: 1 E: 0 K: 0 S: 8	H: 1 LOB: 2 BB: 1 P: 20	R: 0 H: 2 E: 0 K: 2 S: 13	H: 2 LOB: 2 BB: 0 P: 21	R: 0 H: 2 E: 0 K: 0 S: 11	H: 2 LOB: 1 BB: 0 P: 15	R: 0 H: 0 E: 0 K: 0 S: 7	H: 0 LOB: 0 BB: 0 P: 7	R: 0 H: 1 E: 0 K: 0 S: 11	H: 1 LOB: 2 BB: 1 P: 19	R: 0 H: 0 E: 0 K: 1 S: 10	H: 0 LOB: 1 BB: 0 P: 20	R: 0 H: 0 E: 0 K: 2 S: 9	H: 0 LOB: 0 BB: 0 P: 16		1B: 7 2B: 2 3B: 0 HR: 1	SF: 0 SAC: 0 DP: 1 HBP: 0	WP: 0 PB: 0 SB: 1 CS: 0	PA: 39
PITCHER	IP WLS BF H R ER SO BB IBB HBP BLK WP HR S P ERA WHIP	IP WLS BF H R ER SO BB IBB HBP BLK WP HR S P ERA WHIP	IP WLS BF H R ER SO BB IBB HBP BLK WP HR S P ERA WHIP	IP WLS BF H R ER SO BB IBB HBP BLK WP HR S P ERA WHIP	IP WLS BF H R ER SO BB IBB HBP BLK WP HR S P ERA WHIP	IP WLS BF H R ER SO BB IBB HBP BLK WP HR S P ERA WHIP	IP WLS BF H R ER SO BB IBB HBP BLK WP HR S P ERA WHIP	IP WLS BF H R ER SO BB IBB HBP BLK WP HR S P ERA WHIP	IP WLS BF H R ER SO BB IBB HBP BLK WP HR S P ERA WHIP	IP WLS BF H R ER SO BB IBB HBP BLK WP HR S P ERA WHIP	IP WLS BF H R ER SO BB IBB HBP BLK WP HR S P ERA WHIP	IP WLS BF H R ER SO BB IBB HBP BLK WP HR S P ERA WHIP	IP WLS BF H R ER SO BB IBB HBP BLK WP HR S P ERA WHIP	IP WLS BF H R ER SO BB IBB HBP BLK WP HR S P ERA WHIP	IP WLS BF H R ER SO BB IBB HBP BLK WP HR S P ERA WHIP	IP WLS BF H R ER SO BB IBB HBP BLK WP HR S P ERA WHIP	IP WLS BF H R ER SO BB IBB HBP BLK WP HR S P ERA WHIP	IP WLS BF H R ER SO BB IBB HBP BLK WP HR S P ERA WHIP	IP WLS BF H R ER SO BB IBB HBP BLK WP HR S P ERA WHIP	IP WLS BF H R ER SO BB IBB HBP BLK WP HR S P ERA WHIP	IP WLS BF H R ER SO BB IBB HBP BLK WP HR S P ERA WHIP

AB	36
R	3
H	10
RBI	3
BB	3
SO	6
LOB	16



Batter	1	2	3	4	5	6	7	8	9	AB	R	H	RBI	BB	SO	LOB	BOTTOM					
2 Denard Span, L OBP: 0.273, SLG: 0.380										4	0	0	0	0	0	1	Washington Nationals @ San Francisco Giants AT&T Park, San Francisco, CA Wed May 31 2017, 7:15 PM - 10:00 PM PDT Att: 41,371 - Cloudy - 59 F					
10 Eduardo Nómez, R OBP: 0.302, SLG: 0.368										4	1	1	0	0	2	0						
9 Brandon Belt, L OBP: 0.348, SLG: 0.454										4	0	1	0	0	0	1						
28 Buster Posey, R OBP: 0.445, SLG: 0.529										4	0	1	1	0	1	1						
35 Brandon Crawford, L OBP: 0.290, SLG: 0.411										3	0	0	0	0	3	1						
46 Orlando Calixte, R OBP: 0.250, SLG: 0.375										3	0	0	0	0	2	0						
12 Joe Panik, L OBP: 0.305, SLG: 0.352										3	0	1	0	0	1	0						
66 Gorkys Hernández, R OBP: 0.261, SLG: 0.223										3	0	0	0	0	1	1						
18 Matt Cain, R OBP: 0.125, SLG: 0.188										1	0	0	0	0	1	0						
7 Asa Carter, R OBP: 0.229, SLG: 0.272										1	0	0	0	0	0	0						
60 Hunter Strickland, R OBP: 0.299, SLG: 0.399										1	0	0	0	0	0	0						
37 Kelly Tomlinson, R OBP: 0.261, SLG: 0.352										1	0	0	0	0	0	0						
41 Mark Melancon, R ERA: 2.35										0	0	0	0	0	0	0						
Inning Stats	R: 0 H: 0 E: 0 K: 1 S: 9	H: 0 LOB: 0 BB: 0 P: 12	R: 0 H: 0 E: 0 K: 2 S: 10	H: 0 LOB: 0 BB: 0 P: 14	R: 0 H: 0 E: 0 K: 1 S: 7	H: 0 LOB: 0 BB: 0 P: 10	R: 1 H: 2 E: 0 K: 1 S: 10	H: 2 LOB: 1 BB: 0 P: 12	R: 0 H: 1 E: 0 K: 2 S: 14	H: 1 LOB: 1 BB: 0 P: 19	R: 0 H: 1 E: 0 K: 0 S: 7	H: 1 LOB: 1 BB: 0 P: 7	R: 0 H: 0 E: 0 K: 2 S: 8	H: 0 LOB: 0 BB: 0 P: 10	R: 0 H: 1 E: 0 K: 0 S: 5	H: 1 LOB: 0 BB: 0 P: 5	R: 0 H: 0 E: 0 K: 2 S: 9	H: 0 LOB: 0 BB: 0 P: 11	1B: 2 2B: 3 3B: 0 HR: 0	SF: 0 SAC: 0 DP: 1 HBP: 0	WP: 0 PB: 0 SB: 0 CS: 0	PA: 31
PITCHER	IP WLS BF H R ER SO BB IBB HBP BLK WP HR S P ERA WHIP	IP WLS BF H R ER SO BB IBB HBP BLK WP HR S P ERA WHIP	IP WLS BF H R ER SO BB IBB HBP BLK WP HR S P ERA WHIP	IP WLS BF H R ER SO BB IBB HBP BLK WP HR S P ERA WHIP	IP WLS BF H R ER SO BB IBB HBP BLK WP HR S P ERA WHIP	IP WLS BF H R ER SO BB IBB HBP BLK WP HR S P ERA WHIP	IP WLS BF H R ER SO BB IBB HBP BLK WP HR S P ERA WHIP	IP WLS BF H R ER SO BB IBB HBP BLK WP HR S P ERA WHIP	IP WLS BF H R ER SO BB IBB HBP BLK WP HR S P ERA WHIP	IP WLS BF H R ER SO BB IBB HBP BLK WP HR S P ERA WHIP	IP WLS BF H R ER SO BB IBB HBP BLK WP HR S P ERA WHIP	IP WLS BF H R ER SO BB IBB HBP BLK WP HR S P ERA WHIP	IP WLS BF H R ER SO BB IBB HBP BLK WP HR S P ERA WHIP	IP WLS BF H R ER SO BB IBB HBP BLK WP HR S P ERA WHIP	IP WLS BF H R ER SO BB IBB HBP BLK WP HR S P ERA WHIP	IP WLS BF H R ER SO BB IBB HBP BLK WP HR S P ERA WHIP	IP WLS BF H R ER SO BB IBB HBP BLK WP HR S P ERA WHIP	IP WLS BF H R ER SO BB IBB HBP BLK WP HR S P ERA WHIP	IP WLS BF H R ER SO BB IBB HBP BLK WP HR S P ERA WHIP	IP WLS BF H R ER SO BB IBB HBP BLK WP HR S P ERA WHIP	IP WLS BF H R ER SO BB IBB HBP BLK WP HR S P ERA WHIP	

AB	31
R	1
H	5
RBI	1
BB	0
SO	11
LOB	6



Batter	1	2	3	4	5	6	7	8	9	AB	R	H	RBI	BB	SO	LOB	TOP										
7 Trea Turner, R OBP: 0.286, SLG: 0.419	G6-3		E6 20 CS		F7	E3			K	5	0	0	0	0	1	1											
28 Jayson Werth, R OBP: 0.367, SLG: 0.446 1 Wilmer Difo, S OBP: 0.256, SLG: 0.278	F7		L6		F9	K			E9 11 LB 20 HBP	5	0	0	0	0	1	3											
20 Daniel Murphy, L OBP: 0.397, SLG: 0.582	P6		1B 26 HR		1B 26 BB			2B 11 BB	HBP 26 BB	4	1	3	0	0	0	0											
11 Ryan Zimmerman, R (1, 3) OBP: 0.416, SLG: 0.695		K	1B 26 HR		BB 26 BB			BB	L8	3	1	1	0	2	1	2											
26 Adam Lind, L OBP: 0.423, SLG: 0.639		3 WP 10 SF8	1B		BB			BB		3	2	2	3	2	1	1											
3 Michael Taylor, R OBP: 0.306, SLG: 0.453		5B 1B	F7		K			K	P3	4	0	0	0	1	2	7											
10 Stephen Drew, L OBP: 0.240, SLG: 0.238	SF8		G1-3		G6-3			G4-3		3	0	0	1	0	0	0											
59 Jose Lobaton, S OBP: 0.193, SLG: 0.241		1B	L7		K			G3		4	0	1	0	0	1	0											
8 Brian Goodwin, L OBP: 0.324, SLG: 0.545	F7		K		7 E 1B			G6-3		4	0	1	0	0	1	2											
Inning Stats	R: 0 E: 0 K: 0 S: 7	H: 0 LOB: 0 BB: 0 P: 9	R: 1 E: 0 K: 1 S: 18	H: 2 LOB: 2 BB: 1 P: 29	R: 3 E: 1 K: 0 S: 17	H: 3 LOB: 0 BB: 0 P: 25	R: 0 E: 0 K: 1 S: 9	H: 0 LOB: 3 BB: 2 P: 13	R: 0 E: 1 K: 2 S: 12	H: 1 LOB: 2 BB: 0 P: 15	R: 0 E: 0 K: 2 S: 8	H: 0 LOB: 0 BB: 1 P: 16	R: 0 E: 0 K: 0 S: 8	H: 0 LOB: 0 BB: 0 P: 12	R: 0 E: 1 K: 1 S: 12	H: 0 LOB: 3 BB: 1 P: 23	1B: 5 2B: 2 3B: 0 HR: 1	SF: 1 SAC: 0 DP: 0 HBP: 1	WP: 1 PB: 0 SB: 0 CS: 1	PA: 42							
PITCHER	IP	WLS	BF	H	R	ER	SO	BB	IBB	HBP	BLK	WP	HR	S	P	ERA	WHIP										
33 Daniel Mengden, R (1, 1) ERA: 10.13	4.2		22	6	4	4	2	2	0	0	0	1	1	56	90	7.71	1.714										
31 Liam Hendriks, R (5, 1) ERA: 3.04	1.1	W	7	1	0	0	3	1	0	0	0	0	0	16	23	0.00	1.500										
37 Danny Coulombe, L (7, 1) ERA: 2.5	0.2	H	3	1	0	0	1	1	0	0	0	0	0	5	10	0.00	3.000										
44 Ryan Madson, R (7, 1) ERA: 1.86	1.1	H	4	0	0	0	1	0	0	0	0	0	0	11	18	0.00	0.000										
61 John Axford, R (9, 1) ERA: 9.53	1.0		6	0	0	0	1	1	0	1	0	0	0	12	23	0.00	1.000										

Washington Nationals @ Oakland Athletics
Oakland Coliseum, Oakland, CA
Sat Jun 03 2017, 1:09 PM - 4:40 PM PDT
Att: 23,921 - Cloudy - 68 F

AB	35
R	4
H	8
RBI	4
BB	5
SO	8
LOB	16



Batter	1	2	3	4	5	6	7	8	9	AB	R	H	RBI	BB	SO	LOB	BOTTOM										
23 Matt Joyce, L OBP: 0.294, SLG: 0.353	K		P4		G6-3	G3			G3	4	1	0	0	1	1	3											
18 Chad Pinder, R OBP: 0.321, SLG: 0.603	CI 8 HR	L7		G6-3		F9		17 BB BB		3	1	0	0	1	0	2											
8 Jed Lowrie, S OBP: 0.363, SLG: 0.490	HR	2B		G6-3		G6-3		P3		5	1	3	4	0	0	1											
2 Khris Davis, R OBP: 0.302, SLG: 0.487	K	K		G6-3		G6-3		K		5	1	1	0	0	3	3											
17 Yonder Alonso, L OBP: 0.399, SLG: 0.688	1B 25 HR		BB 25 BB 21 1B	L8		L8		BB		3	3	2	2	2	0	1											
25 Ryan Healy, R OBP: 0.309, SLG: 0.505 3 Trevor Plouffe, R OBP: 0.283, SLG: 0.357	HR		2B		2B		HR	BB	P6	4	2	4	3	0	0	0											
21 Stephen Vogt, L OBP: 0.271, SLG: 0.354	K		1B		P6		HR	G4-3		4	0	1	1	0	1	1											
20 Mark Canha, R OBP: 0.250, SLG: 0.418 11 Rajai Davis, R OBP: 0.253, SLG: 0.305	HR	F8	K		K		HR	F9		4	0	0	0	0	2	3											
19 Josh Phegley, R OBP: 0.239, SLG: 0.362	1B 8 BB 2B		L9		G5-3		BB			3	1	1	0	1	0	3											
Inning Stats	R: 4 E: 1 K: 3 S: 19	H: 3 LOB: 0 BB: 0 P: 32	R: 2 E: 0 K: 1 S: 17	H: 2 LOB: 1 BB: 1 P: 26	R: 1 E: 0 K: 1 S: 11	H: 2 LOB: 2 BB: 1 P: 24	R: 0 E: 0 K: 0 S: 9	H: 1 LOB: 1 BB: 0 P: 11	R: 0 E: 0 K: 0 S: 7	H: 0 LOB: 0 BB: 0 P: 14	R: 3 E: 0 K: 0 S: 18	H: 3 LOB: 1 BB: 1 P: 33	R: 0 E: 0 K: 1 S: 10	H: 0 LOB: 2 BB: 2 P: 21	1B: 4 2B: 4 3B: 0 HR: 4	SF: 0 SAC: 0 DP: 0 HBP: 0	WP: 0 PB: 0 SB: 0 CS: 0	PA: 42									
PITCHER	IP	WLS	BF	H	R	ER	SO	BB	IBB	HBP	BLK	WP	HR	S	P	ERA	WHIP										
41 Joe Ross, R (1, 1) ERA: 7.34	3.0	L	19	7	7	6	5	2	0	0	0	0	2	47	82	18.00	3.000										
36 Jacob Turner, R (4, 1) ERA: 4.45	3.2		17	5	3	3	1	1	0	0	0	0	2	39	64	7.36	1.636										
72 Enny Romero, L (7, 1) ERA: 5.01	1.1		6	0	0	0	1	2	0	0	0	0	0	14	28	0.00	1.500										

Washington Nationals @ Oakland Athletics
Oakland Coliseum, Oakland, CA
Sat Jun 03 2017, 1:09 PM - 4:40 PM PDT
Att: 23,921 - Cloudy - 68 F

AB	36
R	10
H	12
RBI	10
BB	5
SO	7
LOB	19



Batter	1	2	3	4	5	6	7	8	9	AB	R	H	RBI	BB	SO	LOB	TOP				
7 Trea Turner, R OBP: 0.295, SLG: 0.430										4	0	1	0	0	2	1	Washington Nationals @ Los Angeles Dodgers Dodger Stadium, Los Angeles, CA Wed Jun 07 2017, 12:10 PM - 2:55 PM PDT Att: 43,230 - Overcast - 67 F				
18 Ryan Raburn, R OBP: 0.125, SLG: 0.125										4	0	1	0	0	2	2					
34 Bryce Harper, L OBP: 0.427, SLG: 0.626										4	0	0	0	0	2	3					
11 Ryan Zimmerman, R (1, 3) OBP: 0.407, SLG: 0.696										4	1	1	1	0	0	1					
20 Daniel Murphy, L OBP: 0.386, SLG: 0.558										4	0	2	0	0	0	0					
6 Anthony Rendon, R OBP: 0.392, SLG: 0.533										2	0	0	0	2	1	1					
3 Michael Taylor, R OBP: 0.292, SLG: 0.444										3	0	0	0	0	1	3					
26 Adam Lind, L (9, PH) OBP: 0.408, SLG: 0.606										1	0	0	0	0	1	1					
59 Jose Lobaton, S OBP: 0.183, SLG: 0.228										3	0	0	0	0	1	3					
32 Matt Wieters, S (9, PH) OBP: 0.335, SLG: 0.416										1	0	0	0	0	0	1					
37 Stephen Strasburg, R OBP: 0.160, SLG: 0.250										1	0	0	0	1	0	0					
1 Wilner Difo, S (7, PH) OBP: 0.253, SLG: 0.275										1	0	0	0	0	1	0					
43 Matt Albers, L (7, 1) OBP: 0.183, SLG: 0.275										0	0	0	0	0	0	0					
72 Enny Romero, R (8, 1) OBP: 0.183, SLG: 0.275										0	0	0	0	0	0	0					
Inning Stats	R: 0 E: 0 K: 2 S: 8	H: 0 LOB: 0 BB: 0 P: 13	R: 1 E: 0 K: 2 S: 11	H: 1 LOB: 1 BB: 1 P: 19	R: 0 E: 0 K: 2 S: 11	H: 0 LOB: 1 BB: 1 P: 17	R: 0 E: 0 K: 0 S: 9	H: 1 LOB: 2 BB: 1 P: 17	R: 0 E: 0 K: 1 S: 6	H: 0 LOB: 0 BB: 0 P: 9	R: 0 E: 0 K: 1 S: 7	H: 0 LOB: 0 BB: 0 P: 11	R: 0 E: 0 K: 1 S: 10	H: 1 LOB: 1 BB: 0 P: 16	R: 0 E: 0 K: 1 S: 8	H: 1 LOB: 1 BB: 0 P: 10	1B: 3 2B: 0 3B: 1 HR: 1	SF: 0 SAC: 0 DP: 0 HBP: 0	WP: 0 PB: 0 SB: 1 CS: 0	PA: 35	
PITCHER	IP: 7.0 WLS: W BF: 27	H: 3 R: 1 ER: 1 SO: 9	BB: 3 IBB: 0 HBP: 0 BLK: 0	WP: 0 HR: 1 S: 60 P: 95	ERA: 1.29 WHIP: 0.857	IP: 0.2 WLS: H BF: 3	H: 1 R: 0 ER: 0 SO: 1	BB: 0 IBB: 0 HBP: 0 BLK: 0	WP: 0 HR: 0 S: 7 P: 11	ERA: 0.00 WHIP: 1.500	IP: 1.1 WLS: S BF: 5	H: 0 R: 0 ER: 0 SO: 1	BB: 0 IBB: 0 HBP: 0 BLK: 0	WP: 0 HR: 0 S: 11 P: 15	ERA: 0.00 WHIP: 0.750						

Batter	1	2	3	4	5	6	7	8	9	AB	R	H	RBI	BB	SO	LOB	BOTTOM				
3 Chris Taylor, R OBP: 0.395, SLG: 0.518										4	0	0	0	0	1	0	Washington Nationals @ Los Angeles Dodgers Dodger Stadium, Los Angeles, CA Wed Jun 07 2017, 12:10 PM - 2:55 PM PDT Att: 43,230 - Overcast - 67 F				
5 Corey Seager, L OBP: 0.378, SLG: 0.451										4	1	1	1	0	2	0					
23 Adrián González, L OBP: 0.316, SLG: 0.352										4	1	1	0	0	2	0					
9 Yasmani Grandal, S OBP: 0.323, SLG: 0.448										3	0	1	1	0	1	1					
35 Cody Bellinger, L OBP: 0.321, SLG: 0.547										2	0	0	0	1	1	0					
11 Logan Forsythe, R OBP: 0.318, SLG: 0.258										3	0	0	0	0	2	2					
26 Chase Utley, L OBP: 0.331, SLG: 0.377										3	0	0	0	0	0	0					
66 Yasiel Puig, R OBP: 0.310, SLG: 0.405										3	0	0	0	0	1	1					
22 Clayton Kershaw, L OBP: 0.219, SLG: 0.167										3	0	0	0	0	1	0					
52 Pedro Báez, R (8, 1) OBP: 0.333, SLG: 0.333										0	0	0	0	0	0	0					
Inning Stats	R: 0 E: 0 K: 1 S: 10	H: 1 LOB: 1 BB: 0 P: 14	R: 0 E: 1 K: 1 S: 10	H: 0 LOB: 0 BB: 0 P: 13	R: 0 E: 0 K: 1 S: 9	H: 0 LOB: 0 BB: 0 P: 14	R: 0 E: 0 K: 3 S: 10	H: 0 LOB: 0 BB: 0 P: 16	R: 0 E: 0 K: 1 S: 9	H: 0 LOB: 0 BB: 0 P: 12	R: 2 E: 0 K: 1 S: 22	H: 2 LOB: 2 BB: 1 P: 35	R: 0 E: 0 K: 2 S: 8	H: 0 LOB: 0 BB: 0 P: 10	R: 0 E: 1 K: 1 S: 8	H: 0 LOB: 0 BB: 0 P: 14	1B: 1 2B: 1 3B: 0 HR: 1	SF: 0 SAC: 0 DP: 0 HBP: 0	WP: 0 PB: 1 SB: 0 CS: 1	PA: 31	
PITCHER	IP: 6.0 WLS: L BF: 24	H: 2 R: 2 ER: 1 SO: 8	BB: 0 IBB: 0 HBP: 0 BLK: 0	WP: 0 HR: 0 S: 13 P: 18	ERA: 0.00 WHIP: 0.000	IP: 0.2 WLS: L BF: 4	H: 0 R: 0 ER: 0 SO: 3	BB: 0 IBB: 0 HBP: 0 BLK: 0	WP: 0 HR: 0 S: 2 P: 6	ERA: 0.00 WHIP: 0.000	IP: 1.1 WLS: S BF: 5	H: 0 R: 0 ER: 0 SO: 1	BB: 0 IBB: 0 HBP: 0 BLK: 0	WP: 0 HR: 0 S: 11 P: 15	ERA: 0.00 WHIP: 0.750						

Batter	1	2	3	4	5	6	7	8	9	AB	R	H	RBI	BB	SO	LOB	TOP					
17 Shin-Soo Choo, L (1.9)											3	1	1	0	2	0	2	<p>Texas Rangers @ Washington Nationals Nationals Park, Washington, DC Fri Jun 09 2017, 7:05 PM - 10:05 PM EDT Att: 38,332 - Partly Cloudy - 81 F</p> <p>livebaseballscorecards.com</p> <p>AB 40 R 5 H 13 RBI 5 BB 3 SO 9 LOB 24</p>				
1 Elvis Andrus, R (1.6)										5	1	1	0	0	2	8						
30 Nomar Mazara, L (1.7)										4	0	2	1	1	1	1						
25 Jonathan Lucroy, R (1.2)										4	1	3	3	0	0	3						
12 Rougned Odor, L (1.4)										5	1	2	1	0	1	5						
19 Jurickson Profar, S (1.5)										5	0	0	0	0	2	3						
13 Joey Gallo, L (1.3)										5	1	1	0	0	0	0						
3 Delino DeShields, R (1.8)										4	0	2	0	0	1	1						
31 Jared Hoying, L (8.8)										1	0	0	0	0	0	0						
54 Andrew Cashner, R (1.1)										3	0	1	0	0	1	1						
58 Alex Claudio, L (8.1)										0	0	0	0	0	0	0						
16 Ryan Rua, R (9. PH)										1	0	0	0	0	1	0						
50 Keone Kela, R (9.1)										0	0	0	0	0	0	0						
51 Matt Bush, R (9.1)										0	0	0	0	0	0	0						
Inning Stats	R: 0 E: 0 K: 0 S: 7	H: 2 LOB: 2 BB: 0 P: 13	R: 0 E: 0 K: 1 S: 13	H: 2 LOB: 2 BB: 0 P: 19	R: 1 E: 0 K: 0 S: 9	H: 3 LOB: 1 BB: 0 P: 12	R: 0 E: 0 K: 1 S: 8	H: 0 LOB: 0 BB: 0 P: 14	R: 2 E: 1 K: 1 S: 14	H: 2 LOB: 1 BB: 0 P: 17	R: 1 E: 1 K: 1 S: 10	H: 1 LOB: 3 BB: 2 P: 19	R: 1 E: 1 K: 3 S: 20	H: 2 LOB: 3 BB: 1 P: 33	R: 0 E: 0 K: 1 S: 8	H: 1 LOB: 1 BB: 0 P: 11	R: 0 E: 0 K: 1 S: 7	H: 0 LOB: 0 BB: 0 P: 12	1B: 10 2B: 2 3B: 0 HR: 2	SF: 0 SAC: 1 DP: 2 HBP: 1	WP: 0 PB: 0 SB: 0 CS: 0	PA: 45
PITCHER	IP WLS BF H R ER SO BB IBB HBP BLK WP HR S P ERA WHIP																					
57 Tanner Roark, R (1.1)	6.0 L 32 11 5 2 4 2 0 1 0 0 2 62 97 3.00 2.167																					
72 Enny Romero, L (7.1)	1.0 6 1 0 0 3 1 0 0 0 0 0 19 30 0.00 2.000																					
38 Jacob Turner, R (8.1)	1.0 4 1 0 0 1 0 0 0 0 0 0 8 11 0.00 1.000																					
45 Blake Treinen, R (9.1)	1.0 3 0 0 0 1 0 0 0 0 0 0 7 12 0.00 0.000																					

Batter	1	2	3	4	5	6	7	8	9	AB	R	H	RBI	BB	SO	LOB	BOTTOM					
7 Trea Turner, R (1.6)										4	0	0	0	1	0	3	<p>Texas Rangers @ Washington Nationals Nationals Park, Washington, DC Fri Jun 09 2017, 7:05 PM - 10:05 PM EDT Att: 38,332 - Partly Cloudy - 81 F</p> <p>livebaseballscorecards.com</p> <p>AB 35 R 2 H 9 RBI 2 BB 2 SO 6 LOB 17</p>					
8 Brian Goodwin, L (1.7)										3	0	0	0	0	1	1						
18 Ryan Raburn, R (8. PH)										1	0	0	0	0	1	0						
34 Bryce Harper, L (1.9)										4	0	1	0	0	2	0						
11 Ryan Zimmerman, R (1.3)										4	1	2	0	0	1	1						
20 Daniel Murphy, L (1.4)										4	1	2	0	0	0	1						
6 Anthony Rendon, R (1.5)										3	0	1	1	1	0	3						
32 Matt Wieters, S (1.2)										4	0	2	0	0	0	3						
3 Michael Taylor, R (1.8)										4	0	0	0	0	0	4						
57 Tanner Roark, R (1.1)										2	0	0	0	0	1	0						
72 Enny Romero, L (7.1)										0	0	0	0	0	0	0						
1 Wilmer Difo, S (7. PH)										1	0	0	0	0	0	1						
38 Jacob Turner, R (8.1)										0	0	0	0	0	0	0						
45 Blake Treinen, R (9.1)										0	0	0	0	0	0	0						
10 Stephen Drew, L (9. PH)										1	0	1	1	0	0	0						
41 Joe Ross, R (9. PH)										0	0	0	0	0	0	0						
Inning Stats	R: 0 E: 0 K: 1 S: 11	H: 1 LOB: 1 BB: 0 P: 13	R: 0 E: 0 K: 0 S: 10	H: 0 LOB: 1 BB: 1 P: 18	R: 0 E: 0 K: 1 S: 6	H: 0 LOB: 0 BB: 0 P: 10	R: 0 E: 0 K: 1 S: 9	H: 2 LOB: 2 BB: 0 P: 15	R: 0 E: 0 K: 1 S: 9	H: 0 LOB: 1 BB: 1 P: 15	R: 1 E: 0 K: 0 S: 9	H: 2 LOB: 1 BB: 0 P: 16	R: 0 E: 0 K: 0 S: 5	H: 1 LOB: 1 BB: 0 P: 7	R: 0 E: 0 K: 2 S: 9	H: 0 LOB: 0 BB: 0 P: 12	R: 0 E: 0 K: 0 S: 12	H: 3 LOB: 2 BB: 0 P: 17	1B: 8 2B: 1 3B: 0 HR: 0	SF: 0 SAC: 0 DP: 0 HBP: 0	WP: 0 PB: 0 SB: 0 CS: 0	PA: 37
PITCHER	IP WLS BF H R ER SO BB IBB HBP BLK WP HR S P ERA WHIP																					
54 Andrew Cashner, R (1.1)	7.0 W 28 8 1 1 4 2 0 0 0 0 0 0 59 94 1.29 1.143																					
58 Alex Claudio, L (8.1)	1.0 3 0 0 0 2 0 0 0 0 0 0 9 12 0.00 0.000																					
50 Keone Kela, R (9.1)	0.1 3 2 1 1 0 0 0 0 0 0 0 7 10 27.00 6.000																					
51 Matt Bush, R (9.1)	0.2 S 3 1 0 0 0 0 0 0 0 0 0 5 7 0.00 1.500																					

Batter	1	2	3	4	5	6	7	8	9	AB	R	H	RBI	BB	SO	LOB	TOP						
11 Ender Inciarte, L OBP: 0.353, SLG: 0.411										5	0	2	1	0	0	1	Atlanta Braves @ Washington Nationals Nationals Park, Washington, DC Tue Jun 13 2017, 7:07 PM - 10:23 PM EDT Att: 31,762 - Partly Cloudy - 91 F						
4 Brandon Phillips, R OBP: 0.339, SLG: 0.418										5	0	3	0	0	0	2							
22 Nick Markakis, L OBP: 0.362, SLG: 0.377										5	0	1	0	0	1	3							
27 Matt Kemp, R OBP: 0.363, SLG: 0.558										4	0	1	0	1	1	4							
18 Matt Adams, L OBP: 0.331, SLG: 0.535										5	2	2	0	0	0	4							
25 Tyler Flowers, R OBP: 0.438, SLG: 0.458										3	0	0	0	1	1	2							
14 Rio Ruiz, L OBP: 0.312, SLG: 0.343										3	2	1	2	1	1	2							
7 Dansby Swanson, R OBP: 0.304, SLG: 0.350										3	1	3	2	1	0	0							
19 R.A. Dickey, R OBP: 0.143, SLG: 0.143										2	0	0	0	0	1	4							
58 Luke Jackson, R OBP: 0.267, SLG: 0.267										0	0	0	0	0	0	0							
46 Ian Krol, L OBP: 0.267, SLG: 0.267										0	0	0	0	0	0	0							
52 José Ramirez, R OBP: 0.304, SLG: 0.350										0	0	0	0	0	0	0							
Inning Stats	R: 0 E: 0 K: 0 S: 7	H: 1 LOB: 0 BB: 0 P: 11	R: 0 E: 0 K: 0 S: 7	H: 1 LOB: 3 BB: 2 P: 12	R: 0 E: 0 K: 1 S: 11	H: 1 LOB: 1 BB: 0 P: 17	R: 2 E: 0 K: 1 S: 17	H: 2 LOB: 1 BB: 1 P: 29	R: 0 E: 0 K: 0 S: 7	H: 1 LOB: 0 BB: 0 P: 9	R: 3 E: 0 K: 0 S: 20	H: 4 LOB: 1 BB: 0 P: 31	R: 0 E: 0 K: 1 S: 9	H: 0 LOB: 0 BB: 1 P: 13	R: 0 E: 0 K: 3 S: 13	H: 1 LOB: 1 BB: 0 P: 18	R: 0 E: 0 K: 0 S: 12	H: 2 LOB: 2 BB: 0 P: 15	1B: 8 2B: 4 3B: 0 HR: 1	SF: 0 SAC: 1 DP: 3 HBP: 0	WP: 0 PB: 0 SB: 0 CS: 0	PA: 41	
PITCHER	IP WLS BF H R ER SO BB IBB HBP BLK WP HR S P ERA WHIP																						
41 Joe Ross, R ERA: 6.39	5.2	W 27	9	5	5	2	2	1	0	0	0	0	0	0	1	65	102	7.94	1.941				
62 Trevor Gott, R ERA: 3.82	0.1	W 2	1	0	0	0	0	0	0	0	0	0	0	0	4	7	0.00	3.000					
72 Enny Romero, L ERA: 3.82	2.0	H 7	1	0	0	4	1	0	0	0	0	0	0	22	31	0.00	1.000						
27 Shawn Kelley, R ERA: 6.98	0.2	4	2	0	0	0	0	0	0	0	0	0	0	9	12	0.00	3.000						
46 Oliver Pérez, L ERA: 4.85	0.1	1	0	0	0	0	0	0	0	0	0	0	0	3	3	0.00	0.000						

Batter	1	2	3	4	5	6	7	8	9	AB	R	H	RBI	BB	SO	LOB	BOTTOM			
7 Trea Turner, R OBP: 0.300, SLG: 0.429										5	0	1	1	0	1	2	Atlanta Braves @ Washington Nationals Nationals Park, Washington, DC Tue Jun 13 2017, 7:07 PM - 10:23 PM EDT Att: 31,762 - Partly Cloudy - 91 F			
18 Ryan Raburn, R OBP: 0.278, SLG: 0.389										4	2	2	0	0	1	0				
8 Brian Goodwin, L OBP: 0.317, SLG: 0.526										5	1	1	2	0	0	2				
34 Bryce Harper, L OBP: 0.425, SLG: 0.613										4	3	3	3	0	0	0				
11 Ryan Zimmerman, R OBP: 0.415, SLG: 0.726										4	3	3	3	0	0	0				
20 Daniel Murphy, L OBP: 0.391, SLG: 0.563										4	2	3	2	0	0	0				
6 Anthony Rendon, R OBP: 0.379, SLG: 0.502										3	1	0	0	0	2	1				
32 Matt Wieters, S OBP: 0.325, SLG: 0.401										4	0	1	2	0	1	0				
3 Michael Taylor, R OBP: 0.296, SLG: 0.449										4	1	2	0	0	0	0				
41 Joe Ross, R ERA: 6.39	5.0	L 24	8	8	8	0	0	0	0	0	0	0	0	0	0	0				
10 Stephen Drew, L ERA: 4.5	0.2	4	2	1	1	0	0	0	0	0	0	0	0	0	0	0				
26 Adam Lind, L OBP: 0.296, SLG: 0.401	1.0	6	2	1	1	1	1	0	0	0	0	0	0	0	0	0				
46 Ian Krol, L ERA: 5.33	0.2	4	2	1	1	0	0	0	0	0	0	0	0	0	0	0				
52 José Ramirez, R ERA: 2.36	1.0	6	2	1	1	1	1	1	1	0	0	0	0	0	0	0				
Inning Stats	R: 3 E: 0 K: 1 S: 14	H: 3 LOB: 0 BB: 0 P: 21	R: 0 E: 0 K: 1 S: 9	H: 1 LOB: 1 BB: 0 P: 10	R: 0 E: 0 K: 1 S: 6	H: 0 LOB: 0 BB: 0 P: 9	R: 0 E: 0 K: 1 S: 8	H: 0 LOB: 0 BB: 0 P: 10	R: 0 E: 0 K: 2 S: 9	H: 0 LOB: 0 BB: 0 P: 13	R: 5 E: 0 K: 0 S: 18	H: 6 LOB: 1 BB: 0 P: 27	R: 1 E: 0 K: 0 S: 13	H: 2 LOB: 1 BB: 0 P: 19	R: 1 E: 0 K: 1 S: 14	H: 2 LOB: 2 BB: 1 P: 23	1B: 7 2B: 3 3B: 1 HR: 3	SF: 0 SAC: 0 DP: 0 HBP: 1	WP: 0 PB: 1 SB: 1 CS: 0	PA: 39
PITCHER	IP WLS BF H R ER SO BB IBB HBP BLK WP HR S P ERA WHIP																			
19 R.A. Dickey, R ERA: 5.35	5.0	L 24	8	8	8	0	0	0	0	0	0	0	0	0	0	0				
58 Luke Jackson, R ERA: 4.5	1.1	5	2	0	0	0	0	0	0	0	0	0	0	0	0	0				
46 Ian Krol, L ERA: 5.33	0.2	4	2	1	1	0	0	0	0	0	0	0	0	0	0	0				
52 José Ramirez, R ERA: 2.36	1.0	6	2	1	1	1	1	1	1	0	0	0	0	0	0	0				

AB	36
R	5
H	13
RBI	5
BB	4
SO	6
LOB	23

AB	37
R	10
H	14
RBI	10
BB	1
SO	7
LOB	8



Batter	1	2	3	4	5	6	7	8	9	AB	R	H	RBI	BB	SO	LOB	TOP										
7 Trea Turner, R OBP: 0.294, SLG: 0.417										5	1	0	0	0	1	1	Washington Nationals @ New York Mets Citi Field, Flushing, NY Thu Jun 15 2017, 7:11 PM - 10:02 PM EDT Att: 30,319 - Clear - 71 F										
8 Brian Goodwin, L OBP: 0.324, SLG: 0.585										5	1	2	1	0	1	0											
34 Bryce Harper, L OBP: 0.422, SLG: 0.614										4	1	1	1	1	1	2											
11 Ryan Zimmerman, R (1, 3)										4	1	1	0	1	1	1											
20 Daniel Murphy, L OBP: 0.390, SLG: 0.563										5	1	3	2	0	0	1											
6 Anthony Rendon, R OBP: 0.381, SLG: 0.507										4	0	2	1	0	1	0											
32 Matt Wieters, S (1, 2)										4	2	1	0	0	0	3											
3 Michael Taylor, R (1, 8)										4	1	1	2	0	2	3											
47 Gio González, R (1, 1)										3	0	1	1	0	0	2											
10 Stephen Drew, L (8, PH)										1	0	0	0	0	0	0											
46 Oliver Pérez, L (8, 1)										0	0	0	0	0	0	0											
56 Joe Blanton, R (8, 1)										0	0	0	0	0	0	0											
Inning Stats	R: 1 E: 0 K: 1 S: 8	H: 1 LOB: 0 BB: 0 P: 13	R: 0 E: 0 K: 0 S: 12	H: 2 LOB: 2 BB: 0 P: 19	R: 0 E: 0 K: 0 S: 6	H: 1 LOB: 2 BB: 2 P: 15	R: 1 E: 0 K: 2 S: 12	H: 2 LOB: 1 BB: 0 P: 18	R: 5 E: 0 K: 0 S: 15	H: 5 LOB: 0 BB: 0 P: 18	R: 1 E: 1 K: 1 S: 12	H: 1 LOB: 1 BB: 0 P: 19	R: 0 E: 0 K: 1 S: 14	H: 0 LOB: 0 BB: 0 P: 19	R: 0 E: 0 K: 2 S: 10	H: 0 LOB: 0 BB: 0 P: 18	R: 0 E: 0 K: 0 S: 8	H: 0 LOB: 0 BB: 0 P: 10	1B: 5 2B: 4 3B: 1 HR: 2	SF: 0 SAC: 0 DP: 0 HBP: 0	WP: 0 PB: 0 CS: 0	PA: 41					
PITCHER	IP	WLS	BF	H	R	ER	SO	BB	IBB	HBP	BLK	WP	HR	S	P	ERA	WHIP										
65 Robert Gsellman, R (1, 1)	5.0	L	27	11	7	7	3	2	0	0	0	0	2	53	83	12.60	2.600										
66 Josh Edgin, L (6, 1)	1.0		5	1	1	0	1	0	0	0	1	0	0	12	19	0.00	1.000										
50 Rafael Montero, R (7, 1)	3.0		9	0	0	0	3	0	0	0	0	0	0	32	47	0.00	0.000										

AB	39
R	8
H	12
RBI	8
BB	2
SO	7
LOB	13



Batter	1	2	3	4	5	6	7	8	9	AB	R	H	RBI	BB	SO	LOB	BOTTOM										
12 Juan Lagares, R (1, 8)										2	0	0	0	0	0	0	Washington Nationals @ New York Mets Citi Field, Flushing, NY Thu Jun 15 2017, 7:11 PM - 10:02 PM EDT Att: 30,319 - Clear - 71 F										
3 Curtis Granderson, L (6, PH)										4	1	1	1	0	0	0											
4 Wilmer Flores, R (1, 5)										4	1	1	0	0	1	0											
52 Yoanis Cespedes, R (1, 7)										3	0	1	1	0	1	0											
19 Jay Bruce, L (1, 9)										0	0	0	0	0	0	0											
50 Rafael Montero, R (7, 1)										1	0	0	0	0	0	0											
18 Travis d'Arnaud, R (8, PH)										4	0	2	0	0	1	1											
54 T.J. Rivera, R (1, 4)										4	0	0	0	0	1	3											
21 Lucas Duda, L (1, 3)										3	1	1	1	0	0	2											
44 René Rivera, R (1, 2)										3	0	0	0	0	1	1											
7 José Reyes, S (1, 6)										1	0	0	0	0	0	0											
65 Robert Gsellman, R (1, 1)	7.0	W	26	5	2	2	5	0	0	0	0	0	0	70	106	2.57	0.714										
2 Gavin Cecchini, R (6, PH)	0.2		2	0	0	0	1	0	0	0	0	0	0	7	8	0.00	0.000										
66 Josh Edgin, R (6, 1)	1.1		5	1	1	1	1	0	0	0	0	0	1	10	15	6.75	0.750										
30 Michael Conforto, L (7, 8)																											
Inning Stats	R: 0 E: 0 K: 0 S: 6	H: 0 LOB: 0 BB: 0 P: 11	R: 0 E: 0 K: 0 S: 10	H: 1 LOB: 1 BB: 0 P: 14	R: 0 E: 0 K: 0 S: 7	H: 0 LOB: 0 BB: 0 P: 10	R: 1 E: 0 K: 0 S: 13	H: 2 LOB: 1 BB: 0 P: 19	R: 1 E: 0 K: 2 S: 14	H: 1 LOB: 0 BB: 0 P: 20	R: 0 E: 0 K: 2 S: 9	H: 0 LOB: 0 BB: 0 P: 13	R: 0 E: 0 K: 1 S: 11	H: 1 LOB: 1 BB: 0 P: 19	R: 1 E: 0 K: 1 S: 10	H: 1 LOB: 0 BB: 0 P: 14	R: 0 E: 0 K: 1 S: 7	H: 0 LOB: 0 BB: 0 P: 9	1B: 2 2B: 2 3B: 0 HR: 2	SF: 0 SAC: 0 DP: 0 HBP: 0	WP: 0 PB: 0 CS: 0	PA: 33					
PITCHER	IP	WLS	BF	H	R	ER	SO	BB	IBB	HBP	BLK	WP	HR	S	P	ERA	WHIP										
47 Gio González, L (1, 1)	7.0		26	5	2	2	5	0	0	0	0	0	0	70	106	2.57	0.714										
46 Oliver Pérez, L (8, 1)	0.2		2	0	0	0	1	0	0	0	0	0	0	7	8	0.00	0.000										
56 Joe Blanton, R (8, 1)	1.1		5	1	1	1	1	0	0	0	0	0	1	10	15	6.75	0.750										

AB	33
R	3
H	6
RBI	3
BB	0
SO	7
LOB	7



Batter	1	2	3	4	5	6	7	8	9	AB	R	H	RBI	BB	SO	LOB	TOP			
7 Trea Turner, R OBP: 0.294, SLG: 0.428										5	2	2	1	0	1	1	Washington Nationals @ New York Mets Citi Field, Flushing, NY Sat Jun 17 2017, 4:11 PM - 7:43 PM EDT Att: 38,059 - Cloudy - 71 F			
6 Anthony Rendon, R OBP: 0.390, SLG: 0.524										4	1	2	1	1	1	0				
34 Bryce Harper, L OBP: 0.421, SLG: 0.609										5	0	1	0	0	0	3				
20 Daniel Murphy, L OBP: 0.397, SLG: 0.567										4	1	2	1	1	0	2				
11 Ryan Zimmerman, R OBP: 0.397, SLG: 0.681										5	0	0	0	0	2	6				
26 Adam Lind, L OBP: 0.413, SLG: 0.622										4	1	1	2	0	1	1				
56 Joe Blanton, R										0	0	0	0	0	0	0				
72 Enny Romero, R										0	0	0	0	0	0	0				
3 Michael Taylor, R OBP: 0.293, SLG: 0.468										4	0	0	0	0	2	0				
59 Jose Lobaton, S OBP: 0.200, SLG: 0.273										3	2	2	1	1	0	0				
37 Stephen Strasburg, R OBP: 0.167, SLG: 0.241										2	0	1	0	0	0	1				
45 Blake Treinen, R										0	0	0	0	0	0	0				
33 Matt Grace, L										0	0	0	0	0	0	0				
8 Brian Goodwin, L OBP: 0.315, SLG: 0.567										1	0	0	0	0	0	0				
Inning Stats	R: 1 H: 2 E: 0 K: 0 S: 8	H: 2 BB: 0 P: 11	R: 1 H: 2 E: 0 K: 3 S: 11	H: 2 BB: 0 P: 16	R: 1 H: 2 E: 0 K: 0 S: 8	H: 2 BB: 0 P: 9	R: 1 H: 0 E: 0 K: 0 S: 13	H: 0 BB: 1 P: 22	R: 0 H: 0 E: 0 K: 1 S: 12	H: 1 BB: 1 P: 20	R: 0 H: 0 E: 0 K: 1 S: 6	H: 0 BB: 0 P: 9	R: 2 H: 2 E: 0 K: 2 S: 14	H: 2 BB: 0 P: 20	R: 1 H: 2 E: 0 K: 0 S: 14	H: 2 BB: 1 P: 23	1B: 6 2B: 2 3B: 0 HR: 3	SF: 0 SAC: 1 DP: 0 HBP: 0	WP: 0 PB: 0 CS: 1	PA: 42
PITCHER	IP: 6.2 WLS: L BF: 29	H: 7 R: 4 ER: 3 SO: 5	BB: 2 IBB: 0 HBP: 0 BLK: 0	WP: 0 HR: 2 S: 67 P: 99	ERA: 4.05 WHIP: 1.350	IP: 0.1 WLS: L BF: 2	H: 1 R: 1 ER: 1 SO: 0	BB: 0 IBB: 0 HBP: 0 BLK: 0	WP: 0 HR: 3 S: 5 P: 17	ERA: 27.00 WHIP: 3.000	IP: 1.0 WLS: L BF: 4	H: 1 R: 1 ER: 1 SO: 2	BB: 0 IBB: 0 HBP: 0 BLK: 0	WP: 0 HR: 12 S: 15 P: 10	ERA: 9.00 WHIP: 2.000	IP: 1.0 WLS: L BF: 6	H: 2 R: 1 ER: 1 SO: 0	BB: 1 IBB: 0 HBP: 0 BLK: 0	WP: 0 HR: 14 S: 23 P: 23	ERA: 9.00 WHIP: 2.000

Washington Nationals @ New York Mets
 Citi Field, Flushing, NY
 Sat Jun 17 2017, 4:11 PM - 7:43 PM EDT
 Att: 38,059 - Cloudy - 71 F

AB	37
R	7
H	11
RBI	6
BB	3
SO	7
LOB	14



Batter	1	2	3	4	5	6	7	8	9	AB	R	H	RBI	BB	SO	LOB	BOTTOM					
30 Michael Conforto, L OBP: 0.402, SLG: 0.567										5	0	1	0	0	2	2	Washington Nationals @ New York Mets Citi Field, Flushing, NY Sat Jun 17 2017, 4:11 PM - 7:43 PM EDT Att: 38,059 - Cloudy - 71 F					
52 Yoenis Cespedes, R OBP: 0.400, SLG: 0.667										5	3	4	1	0	0	1						
19 Jay Bruce, L OBP: 0.341, SLG: 0.556										4	0	3	0	0	0	0						
4 Wilmer Flores, R OBP: 0.323, SLG: 0.481										3	1	1	1	0	0	3						
21 Lucas Duda, L OBP: 0.346, SLG: 0.532										2	0	0	0	1	1	1						
54 T.J. Rivera, R OBP: 0.318, SLG: 0.393										3	0	0	0	0	0	3						
39 Jerry Blevins, L										0	0	0	0	0	0	0						
51 Paul Sewald, R										0	0	0	0	0	0	0						
18 Travis d'Arnaud, R OBP: 0.282, SLG: 0.454										1	0	1	0	0	0	0						
7 José Reyes, S OBP: 0.274, SLG: 0.309										3	0	2	1	1	0	0						
44 René Rivera, R OBP: 0.295, SLG: 0.374										4	0	0	0	0	4	4						
43 Addison Reed, L										0	0	0	0	0	0	0						
67 Seth Lugo, R OBP: 0.250, SLG: 0.500										1	0	0	0	0	0	0						
15 Matt Reynolds, R OBP: 0.250, SLG: 0.280										2	0	0	0	0	0	1						
Inning Stats	R: 0 H: 2 E: 0 K: 0 S: 9	H: 0 BB: 0 P: 12	R: 0 H: 0 E: 0 K: 1 S: 10	H: 0 BB: 0 P: 13	R: 0 H: 0 E: 0 K: 2 S: 7	H: 0 BB: 0 P: 13	R: 1 H: 2 E: 0 K: 0 S: 16	H: 2 BB: 0 P: 24	R: 0 H: 0 E: 0 K: 2 S: 10	H: 0 BB: 1 P: 18	R: 1 H: 2 E: 0 K: 0 S: 18	H: 2 BB: 1 P: 30	R: 0 H: 1 E: 0 K: 1 S: 13	H: 1 BB: 0 P: 19	R: 2 H: 4 E: 0 K: 1 S: 23	H: 4 BB: 0 P: 36	R: 0 H: 1 E: 0 K: 0 S: 6	H: 1 BB: 0 P: 11	1B: 11 2B: 0 3B: 0 HR: 1	SF: 1 SAC: 1 DP: 4 HBP: 1	WP: 0 PB: 0 CS: 0	PA: 38
PITCHER	IP: 3.2 WLS: H BF: 4	H: 2 R: 0 ER: 0 SO: 1	BB: 0 IBB: 0 HBP: 0 BLK: 0	WP: 0 HR: 12 S: 19 P: 10	ERA: 0.00 WHIP: 0.750	IP: 1.1 WLS: H BF: 1	H: 0 R: 0 ER: 0 SO: 0	BB: 0 IBB: 0 HBP: 0 BLK: 0	WP: 0 HR: 3 S: 4 P: 14	ERA: 0.00 WHIP: 0.000	IP: 0.1 WLS: S BF: 7	H: 3 R: 0 ER: 0 SO: 1	BB: 0 IBB: 0 HBP: 0 BLK: 0	WP: 0 HR: 20 S: 33 P: 33	ERA: 0.00 WHIP: 1.800	IP: 0.0 WLS: L BF: 2	H: 1 R: 0 ER: 0 SO: 0	BB: 0 IBB: 0 HBP: 0 BLK: 0	WP: 0 HR: 14 S: 33 P: 33	ERA: 0.00 WHIP: 1.800		

Washington Nationals @ New York Mets
 Citi Field, Flushing, NY
 Sat Jun 17 2017, 4:11 PM - 7:43 PM EDT
 Att: 38,059 - Cloudy - 71 F

AB	33
R	4
H	12
RBI	3
BB	2
SO	7
LOB	15



Batter	1	2	3	4	5	6	7	8	9	AB	R	H	RBI	BB	SO	LOB	TOP					
7 Trea Turner, R OBP: 0.297, SLG: 0.427										3	0	1	0	1	0	1	Washington Nationals @ New York Mets Citi Field, Flushing, NY Sun Jun 18 2017, 1:10 PM - 4:00 PM EDT Att: 40,459 - Partly Cloudy - 82 F					
8 Brian Goodwin, L OBP: 0.299, SLG: 0.535										4	1	0	0	0	1	3						
34 Bryce Harper, L OBP: 0.422, SLG: 0.605										3	0	1	0	1	1							
11 Ryan Zimmerman, R (1,3)										3	0	0	1	0	0	2						
20 Daniel Murphy, L OBP: 0.395, SLG: 0.566										4	0	1	0	0	0	1						
6 Anthony Rendon, R OBP: 0.384, SLG: 0.515										4	0	0	0	0	0	1						
32 Matt Wieters, S OBP: 0.315, SLG: 0.405										4	0	0	0	0	1	1						
3 Michael Taylor, R OBP: 0.289, SLG: 0.461										3	0	0	0	0	2	0						
41 Joe Ross, R OBP: 0.174, SLG: 0.136										2	0	0	0	0	2	0						
33 Matt Grace, L OBP: 0.326, SLG: 0.421										0	0	0	0	0	0	0						
10 Stephen Drew, L (8, PH)										1	0	1	0	0	0	0						
38 Jacob Turner, R (8, 1)										0	0	0	0	0	0	0						
Inning Stats	R: 1 H: 1 E: 1 K: 0 S: 6	H: 1 LOB: 1 BB: 0 P: 11	R: 0 H: 0 E: 0 K: 0 S: 7	H: 0 LOB: 0 BB: 0 P: 13	R: 0 H: 1 E: 0 K: 2 S: 12	H: 1 LOB: 2 BB: 1 P: 20	R: 0 H: 0 E: 0 K: 0 S: 10	H: 0 LOB: 1 BB: 0 P: 15	R: 0 H: 0 E: 0 K: 2 S: 10	H: 0 LOB: 1 BB: 1 P: 19	R: 0 H: 0 E: 0 K: 0 S: 5	H: 0 LOB: 0 BB: 0 P: 6	R: 0 H: 0 E: 0 K: 1 S: 7	H: 0 LOB: 0 BB: 0 P: 10	R: 0 H: 1 E: 0 K: 1 S: 8	H: 1 LOB: 1 BB: 0 P: 11	R: 0 H: 1 E: 0 K: 1 S: 12	H: 1 LOB: 1 BB: 0 P: 18	1B: 3 2B: 1 3B: 0 HR: 0	SF: 1 SAC: 0 DP: 0 HBP: 0	WP: 0 PB: 1 SB: 4 CS: 0	PA: 34
PITCHER	IP WLS BF H R ER SO BB IBB HBP BLK WP HR S P ERA WHIP																					
48 Jacob deGrom, R ERA: 3.94	8.0 W 30 3 1 0 6 2 0 0 0 0 0 0 65 105 0.00 0.625																					
43 Addison Reed, R ERA: 2.72	1.0 4 1 0 0 1 0 0 0 0 0 0 0 12 18 0.00 1.000																					

Batter	1	2	3	4	5	6	7	8	9	AB	R	H	RBI	BB	SO	LOB	BOTTOM			
30 Michael Conforto, L OBP: 0.410, SLG: 0.599										3	0	2	2	1	0	0	Washington Nationals @ New York Mets Citi Field, Flushing, NY Sun Jun 18 2017, 1:10 PM - 4:00 PM EDT Att: 40,459 - Partly Cloudy - 82 F			
7 José Reyes, S OBP: 0.269, SLG: 0.303										5	0	0	0	0	1	5				
19 Jay Bruce, L OBP: 0.338, SLG: 0.547										4	1	0	0	1	1	2				
4 Wilmer Flores, R OBP: 0.316, SLG: 0.469										4	0	0	0	0	0	2				
21 Lucas Duda, L OBP: 0.355, SLG: 0.541										3	1	2	0	1	1	1				
3 Curtis Granderson, L OBP: 0.302, SLG: 0.396										4	0	1	1	0	1	3				
54 T.J. Rivera, R OBP: 0.338, SLG: 0.421										4	1	4	0	0	0	0				
18 Travis d'Arnaud, R OBP: 0.281, SLG: 0.447										4	1	1	0	0	1	5				
48 Jacob deGrom, L OBP: 0.290, SLG: 0.419										2	1	1	1	0	1	2				
9 Brandon Nimmo, L (8, PH)										1	0	0	0	0	0	0				
43 Addison Reed, L ERA: 4.28										0	0	0	0	0	0	0				
Inning Stats	R: 0 H: 0 E: 0 K: 1 S: 9	H: 1 LOB: 2 BB: 1 P: 14	R: 0 H: 1 E: 0 K: 1 S: 15	H: 1 LOB: 1 BB: 1 P: 25	R: 1 H: 1 E: 0 K: 1 S: 8	H: 1 LOB: 1 BB: 0 P: 15	R: 2 H: 4 E: 1 K: 1 S: 14	H: 4 LOB: 2 BB: 0 P: 20	R: 0 H: 1 E: 0 K: 0 S: 13	H: 1 LOB: 1 BB: 0 P: 19	R: 1 H: 2 E: 0 K: 0 S: 7	H: 2 LOB: 1 BB: 0 P: 10	R: 1 H: 2 E: 0 K: 2 S: 15	H: 2 LOB: 2 BB: 1 P: 21	R: 0 H: 0 E: 0 K: 0 S: 10	H: 0 LOB: 1 BB: 1 P: 18	1B: 8 2B: 2 3B: 0 HR: 1	SF: 0 SAC: 1 DP: 0 HBP: 1	WP: 0 PB: 0 SB: 1 CS: 0	PA: 39
PITCHER	IP WLS BF H R ER SO BB IBB HBP BLK WP HR S P ERA WHIP																			
41 Joe Ross, R ERA: 5.98	6.0 L 29 9 4 2 4 1 0 0 0 0 0 0 66 103 3.00 1.667																			
33 Matt Grace, L ERA: 4.5	1.0 6 2 1 1 2 1 0 0 0 0 0 0 15 21 9.00 3.000																			
38 Jacob Turner, R (8, 1)	1.0 4 0 0 0 0 0 1 0 0 0 0 0 0 10 18 0.00 1.000																			

AB	31
R	1
H	4
RBI	1
BB	2
SO	7
LOB	10



AB	34
R	5
H	11
RBI	4
BB	3
SO	6
LOB	20



Batter	1	2	3	4	5	6	7	8	9	AB	R	H	RBI	BB	SO	LOB	TOP				
7 Trea Turner, R OBP: 0.299, SLG: 0.426	L9	P4		G6-4-3 18 G6-4-3		F8		1B		5	0	2	0	0	0	2	Washington Nationals @ Miami Marlins Marlins Park, Miami, FL Mon Jun 19 2017, 7:12 PM - 10:42 PM EDT Att: 20,224 - Roof Closed - 75 F				
18 Ryan Raburn, R OBP: 0.286, SLG: 0.357	1B			G6-4-3 34 E 20 2B		P4		K		5	2	2	0	0	1	3					
34 Bryce Harper, L OBP: 0.422, SLG: 0.612	HR			FC1 20 2B 32 FC5-2		L7				4	1	1	2	1	0	2					
11 Ryan Zimmerman, R (1, 3) OBP: 0.387, SLG: 0.663	G6-3			F8				G6-3		5	1	1	0	0	1	3					
20 Daniel Murphy, L OBP: 0.392, SLG: 0.563	K			FC5-2 32 1B 3		K		F9		5	1	1	1	0	2	2					
6 Anthony Rendon, R OBP: 0.388, SLG: 0.530	HR			FC5-2 32 1B 3		2B				1	2	1	1	1	0	0					
10 Stephen Drew, L (5, PH) OBP: 0.348, SLG: 0.463				HR		2B				3	0	2	1	0	1	1					
32 Matt Wieters, S OBP: 0.309, SLG: 0.397	G4-3			FC5-2 3 1B		K		G4-3		4	0	0	0	0	1	5					
3 Michael Taylor, R OBP: 0.293, SLG: 0.467				F9		F9		K		4	0	2	2	0	1	1					
57 Tanner Roark, R ERA: 5.08	F8			G5-3		2B		K		2	0	0	0	0	0	3					
33 Matt Garza, L ERA: 6.98										0	0	0	0	0	0	0					
41 Joe Ross, R ERA: 3.52										1	0	1	0	0	0	0					
46 Oliver Pérez, L ERA: 2.79										0	0	0	0	0	0	0					
38 Jacob Turner, R ERA: 3.45										0	0	0	0	0	0	0					
26 Adam Lind, L ERA: 3.45										1	0	0	0	0	1	0					
72 Enny Romero, R										0	0	0	0	0	0	0					
Inning Stats	R: 2 E: 0 K: 1 S: 14	H: 2 LOB: 0 BB: 0 P: 24	R: 1 E: 0 K: 0 S: 11	H: 2 LOB: 1 BB: 0 P: 16	R: 3 E: 1 K: 0 S: 14	H: 3 LOB: 2 BB: 1 P: 21	R: 0 E: 0 K: 0 S: 6	H: 1 LOB: 0 BB: 0 P: 8	R: 1 E: 0 K: 2 S: 16	H: 2 LOB: 1 BB: 0 P: 22	R: 0 E: 0 K: 0 S: 9	H: 1 LOB: 1 BB: 0 P: 14	R: 0 E: 0 K: 3 S: 13	H: 1 LOB: 1 BB: 0 P: 20	R: 0 E: 0 K: 2 S: 12	H: 0 LOB: 1 BB: 1 P: 22	1B: 7 2B: 4 3B: 0 HR: 2	SF: 0 SAC: 0 DP: 1 HBP: 0	WP: 0 PB: 0 SB: 0 CS: 0	PA: 42	
PITCHER	IP WLS BF H R ER SO BB IBB HBP BLK WP HR S P ERA WHIP	IP WLS BF H R ER SO BB IBB HBP BLK WP HR S P ERA WHIP	IP WLS BF H R ER SO BB IBB HBP BLK WP HR S P ERA WHIP	IP WLS BF H R ER SO BB IBB HBP BLK WP HR S P ERA WHIP	IP WLS BF H R ER SO BB IBB HBP BLK WP HR S P ERA WHIP	IP WLS BF H R ER SO BB IBB HBP BLK WP HR S P ERA WHIP	IP WLS BF H R ER SO BB IBB HBP BLK WP HR S P ERA WHIP	IP WLS BF H R ER SO BB IBB HBP BLK WP HR S P ERA WHIP	IP WLS BF H R ER SO BB IBB HBP BLK WP HR S P ERA WHIP	IP WLS BF H R ER SO BB IBB HBP BLK WP HR S P ERA WHIP	IP WLS BF H R ER SO BB IBB HBP BLK WP HR S P ERA WHIP	IP WLS BF H R ER SO BB IBB HBP BLK WP HR S P ERA WHIP	IP WLS BF H R ER SO BB IBB HBP BLK WP HR S P ERA WHIP	IP WLS BF H R ER SO BB IBB HBP BLK WP HR S P ERA WHIP	IP WLS BF H R ER SO BB IBB HBP BLK WP HR S P ERA WHIP	IP WLS BF H R ER SO BB IBB HBP BLK WP HR S P ERA WHIP	IP WLS BF H R ER SO BB IBB HBP BLK WP HR S P ERA WHIP	IP WLS BF H R ER SO BB IBB HBP BLK WP HR S P ERA WHIP	IP WLS BF H R ER SO BB IBB HBP BLK WP HR S P ERA WHIP	IP WLS BF H R ER SO BB IBB HBP BLK WP HR S P ERA WHIP	IP WLS BF H R ER SO BB IBB HBP BLK WP HR S P ERA WHIP
20 Justin Nicolino, L (1, 1) ERA: 5.08	3.0	18	7	6	3	1	0	1	0	0	0	0	0	0	0	0	2	39	61	9.00	2.333
45 Vance Worley, R (4, 1) ERA: 6.98	2.0	9	4	1	1	2	0	0	0	0	0	0	0	0	0	0	0	24	32	4.50	2.000
66 Jarlin Garcia, L (6, 1) ERA: 3.52	1.0	3	0	0	0	0	0	0	0	0	0	0	0	0	0	0	0	7	12	0.00	0.000
22 Dustin McGowan, R (7, 1) ERA: 2.79	1.0	4	1	0	0	0	0	0	0	0	0	0	0	0	0	0	0	5	9	0.00	1.000
46 Kyle Barraclough, R (8, 1) ERA: 3.45	1.0	4	1	0	0	3	0	0	0	0	0	0	0	0	0	0	0	13	20	0.00	1.000
PITCHER	IP WLS BF H R ER SO BB IBB HBP BLK WP HR S P ERA WHIP	IP WLS BF H R ER SO BB IBB HBP BLK WP HR S P ERA WHIP	IP WLS BF H R ER SO BB IBB HBP BLK WP HR S P ERA WHIP	IP WLS BF H R ER SO BB IBB HBP BLK WP HR S P ERA WHIP	IP WLS BF H R ER SO BB IBB HBP BLK WP HR S P ERA WHIP	IP WLS BF H R ER SO BB IBB HBP BLK WP HR S P ERA WHIP	IP WLS BF H R ER SO BB IBB HBP BLK WP HR S P ERA WHIP	IP WLS BF H R ER SO BB IBB HBP BLK WP HR S P ERA WHIP	IP WLS BF H R ER SO BB IBB HBP BLK WP HR S P ERA WHIP	IP WLS BF H R ER SO BB IBB HBP BLK WP HR S P ERA WHIP	IP WLS BF H R ER SO BB IBB HBP BLK WP HR S P ERA WHIP	IP WLS BF H R ER SO BB IBB HBP BLK WP HR S P ERA WHIP	IP WLS BF H R ER SO BB IBB HBP BLK WP HR S P ERA WHIP	IP WLS BF H R ER SO BB IBB HBP BLK WP HR S P ERA WHIP	IP WLS BF H R ER SO BB IBB HBP BLK WP HR S P ERA WHIP	IP WLS BF H R ER SO BB IBB HBP BLK WP HR S P ERA WHIP	IP WLS BF H R ER SO BB IBB HBP BLK WP HR S P ERA WHIP	IP WLS BF H R ER SO BB IBB HBP BLK WP HR S P ERA WHIP	IP WLS BF H R ER SO BB IBB HBP BLK WP HR S P ERA WHIP	IP WLS BF H R ER SO BB IBB HBP BLK WP HR S P ERA WHIP	IP WLS BF H R ER SO BB IBB HBP BLK WP HR S P ERA WHIP
9 Dee Strange-Gordon, L (1, 4) OBP: 0.341, SLG: 0.385	G6-4-3 27 G6-4-3			G6-3 27 E 27 S		L8		BB		4	1	2	1	1	0	0					
27 Giancarlo Stanton, R (1, 9) OBP: 0.359, SLG: 0.951	G6-4-3 1-2f			G1-3 13 BB 21 BB 41 HR		HR		E4 13 1B 21 S		5	2	2	1	0	0	3					
21 Christian Yelich, L (1, 8) OBP: 0.393, SLG: 0.492	G1-6-3			BB 13 BB 41 HR		HBP		BB 13 1B G6-4-3		1	1	0	0	3	0	0					
13 Marcell Ozuna, R (1, 7) OBP: 0.395, SLG: 0.582	L6			BB 41 HR		G6-4-3		BB 13 1B		4	1	2	1	1	0	1					
41 Justin Bour, L (1, 3) OBP: 0.379, SLG: 0.614	G3			BB 41 HR		FC4-6 11 WP		G5-4-3 11 G5-4-3		4	1	2	4	0	0	1					
11 J.T. Realmuto, R (1, 2) OBP: 0.347, SLG: 0.440	G4-3			HR 32 WP		F9		G5-4-3		4	0	1	0	0	0	2					
32 Derek Dietrich, L (1, 5) OBP: 0.315, SLG: 0.367				1B				K		4	1	2	0	0	1	1					
39 JT Riddle, L (1, 6) OBP: 0.283, SLG: 0.401				F8		P5		BB		4	1	1	1	0	1	0					
23 Justin Nicolino, L (1, 1) ERA: 5.08				F9		G4-3		K		0	0	0	0	0	0	0					
46 Vance Worley, R (4, 1) ERA: 6.98										1	0	0	0	0	0	0					
66 Jarlin Garcia, L (6, 1) ERA: 3.52										0	0	0	0	0	0	0					
22 Dustin McGowan, R (7, 1) ERA: 2.79										0	0	0	0	0	0	0					
46 Kyle Barraclough, R (8, 1) ERA: 3.45										1	0	0	0	0	1	0					
Inning Stats	R: 0 E: 0 K: 0 S: 9	H: 1 LOB: 0 BB: 0 P: 12	R: 0 E: 0 K: 0 S: 8	H: 0 LOB: 0 BB: 0 P: 13	R: 6 E: 0 K: 0 S: 26	H: 5 LOB: 1 BB: 2 P: 46	R: 0 E: 0 K: 0 S: 9	H: 1 LOB: 1 BB: 0 P: 12	R: 0 E: 0 K: 2 S: 11	H: 1 LOB: 0 BB: 0 P: 15	R: 1 E: 0 K: 0 S: 10	H: 1 LOB: 0 BB: 1 P: 17	R: 0 E: 0 K: 1 S: 9	H: 1 LOB: 0 BB: 0 P: 14	R: 1 E: 1 K: 1 S: 13	H: 1 LOB: 3 BB: 2 P: 23	1B: 9 2B: 0 3B: 1 HR: 2	SF: 0 SAC: 0 DP: 3 HBP: 1	WP: 2 PB: 0 SB: 0 CS: 0	PA: 40	
PITCHER	IP WLS BF H R ER SO BB IBB HBP BLK WP HR S P ERA WHIP	IP WLS BF H R ER SO BB IBB HBP BLK WP HR S P ERA WHIP	IP WLS BF H R ER SO BB IBB HBP BLK WP HR S P ERA WHIP	IP WLS BF H R ER SO BB IBB HBP BLK WP HR S P ERA WHIP	IP WLS BF H R ER SO BB IBB HBP BLK WP HR S P ERA WHIP	IP WLS BF H R ER SO BB IBB HBP BLK WP HR S P ERA WHIP	IP WLS BF H R ER SO BB IBB HBP BLK WP HR S P ERA WHIP	IP WLS BF H R ER SO BB IBB HBP BLK WP HR S P ERA WHIP	IP WLS BF H R ER SO BB IBB HBP BLK WP HR S P ERA WHIP	IP WLS BF H R ER SO BB IBB HBP BLK WP HR S P ERA WHIP	IP WLS BF H R ER SO BB IBB HBP BLK WP HR S P ERA WHIP	IP WLS BF H R ER SO BB IBB HBP BLK WP HR S P ERA WHIP	IP WLS BF H R ER SO BB IBB HBP BLK WP HR S P ERA WHIP	IP WLS BF H R ER SO BB IBB HBP BLK WP HR S P ERA WHIP	IP WLS BF H R ER SO BB IBB HBP BLK WP HR S P ERA WHIP	IP WLS BF H R ER SO BB IBB HBP BLK WP HR S P ERA WHIP	IP WLS BF H R ER SO BB IBB HBP BLK WP HR S P ERA WHIP	IP WLS BF H R ER SO BB IBB HBP BLK WP HR S P ERA WHIP	IP WLS BF H R ER SO BB IBB HBP BLK WP HR S P ERA WHIP	IP WLS BF H R ER SO BB IBB HBP BLK WP HR S P ERA WHIP	IP WLS BF H R ER SO BB IBB HBP BLK WP HR S P ERA WHIP
57 Tanner Roark, R (1, 1) ERA: 4.88	2.2	15	6	6	6	0	2	0	0	0	0	0	0	0	0	0	1	41	69	20.25	3.000
33 Matt Grace, L (3, 1) ERA: 3.49	2.1	9	2	0	0	0	0	0	1	0	2	0	0	0	0	0	0	20	27	0.00	0.857
46 Oliver Pérez, L (6, 1) ERA: 4.2	1.1	H	4	1	0	0	0	0	0	0	0	0	0	0	0	0	0	14	19	0.00	0.750
38 Jacob Turner, R (7, 1) ERA: 4.46	0.2	B	3	1	1	1	0	1	0	0	0	1	0	0	0	0	0	7	13	13.50	3.000
72 Enny Romero, L (8, 1) ERA: 3.44	1.2	L	9	2	1	0	2	2	0	0	0	0	0	0	0	0	0	22	37	0.00	2.400

AB	40
R	7
H	13
RBI	7
BB	2
SO	8
LOB	22



AB	34
R	8
H	12
RBI	8
BB	5
SO	4
LOB	9



Batter	1	2	3	4	5	6	7	8	9	10	AB	R	H	RBI	BB	SO	LOB	TOP
6 Billy Hamilton, S OBP: 0.284, SLG: 0.303	(1,8) B FF 96 2-3 C CU 78 1-1 B CH 88 3-2 B FF 95 1-2 C CU 83 3-2 X FF 96	G5-3		G6-3		L8		FC4			5	0	0	0	0	1	1	
4 Scooter Gennett, L OBP: 0.329, SLG: 0.563	(1,4) S FF 97 1-1 X FF 98	HR G4-3				F7				F7	5	1	2	1	0	0	0	
19 Joey Votto, L OBP: 0.418, SLG: 0.595	(1,3) B CU 82 1-2 C FF 97 1-2 B FF 96 1-2 X FF 93	23 2B 43 SF8 1B				G4-3				G4-3	4	1	1	0	1	0	0	
23 Adam Duval, R OBP: 0.323, SLG: 0.539	(1,7) C FF 96 0-1 X FF 96	43 SF8 39 1B 2B		G5-3		F9				P3	5	1	2	0	0	0	2	
7 Eugenio Suárez, R OBP: 0.472, SLG: 0.472	(1,5) B FF 92 4-1 C CH 89 4-1 D CH 91 4-1 B FF 90 4-1 B FF 98	39 1B 9 1B BB		F8		G4-6-3				G6-3	3	1	0	0	1	0	1	
43 Scott Schebler, L OBP: 0.331, SLG: 0.554	(1,9) X FF 91 0-0	SF8				K				G4-3	4	1	1	1	0	2	1	
39 Devin Mesoraco, R OBP: 0.366, SLG: 0.516	(1,2) C FF 96 0-1 X FF 95	9 1B 1B				HBP					2	0	2	2	1	0	0	
26 Raisel Iglesias, R OBP: 1.000, SLG: 2.000	(10,1) B FF 98 1-2 H CH 86 1-2	1B				HBP				BB	0	0	0	0	0	0	0	
9 José Peraza, R OBP: 0.283, SLG: 0.341	(1,6) F CU 81 0-2 S FF 95 0-2	1B				F9				L9	5	0	1	1	0	1	5	
21 Michael Lorenzen, R ERA: 3.57	(1,1) X FF 96 0-0	G6-3				K				P6	3	0	0	0	0	0	0	
37 Stephen Strasburg, R ERA: 3.57	(1,1) IP 5.0 WLS 27 BF 8 H 5 R 5 ER 5 SO 5 BB 1 IBB 2 BLK 0 WP 0 HR 1 S 65 P 95 ERA 9.00 WHIP 1.800																	WP: 0 PA: 44
33 Matt Grace, L ERA: 3.18	(6,1) IP 1.0 WLS 3 BF 0 H 0 R 0 ER 0 SO 0 BB 0 IBB 0 BLK 0 WP 0 HR 0 S 5 P 5 ERA 0.00 WHIP 0.000																	
45 Blake Treinen, R ERA: 5.43	(7,1) IP 2.0 WLS 7 BF 1 H 0 R 0 ER 1 SO 1 BB 0 IBB 0 BLK 0 WP 0 HR 0 S 13 P 21 ERA 0.00 WHIP 0.500																	
72 Enry Romero, L ERA: 3.34	(9,1) IP 1.0 WLS 3 BF 0 H 0 R 0 ER 0 SO 0 BB 0 IBB 0 BLK 0 WP 0 HR 0 S 7 P 12 ERA 0.00 WHIP 0.000																	
43 Matt Albers, R ERA: 1.55	(10,1) IP 1.0 WLS 4 BF 0 H 0 R 0 ER 0 SO 0 BB 1 IBB 0 BLK 0 WP 0 HR 0 S 9 P 17 ERA 0.00 WHIP 1.000																	

Cincinnati Reds @ Washington Nationals
Nationals Park, Washington, DC
Fri Jun 23 2017, 7:07 PM - 10:58 PM EDT
Att. 36,347 - Partly Cloudy - 87 F

AB	37
R	5
H	9
RBI	5
BB	3
SO	6
LOB	15



Batter	1	2	3	4	5	6	7	8	9	10	AB	R	H	RBI	BB	SO	LOB	BOTTOM
7 Trea Turner, R OBP: 0.297, SLG: 0.413	(1,6) C FF 99 1-3 B FF 100 1-3 S SL 83	K				L3					5	1	2	0	1	2	3	
8 Brian Goodwin, L OBP: 0.326, SLG: 0.578	(1,7) B FF 100 1-0 X FF 99	HR									4	2	3	2	2	0	2	
34 Bryce Harper, L OBP: 0.414, SLG: 0.588	(1,9) B CH 89 1-0 X CH 88	G4-3									5	0	1	1	1	1	2	
11 Ryan Zimmerman, R OBP: 0.367, SLG: 0.656	(1,3) B FF 99 2-1 S FF 100 2-1 X CH 89	1B									5	0	2	0	0	0	5	
20 Daniel Murphy, L OBP: 0.359, SLG: 0.581	(1,4) C FF 98 1-3 B CH 88 1-3 F FF 97 1-3 S SL 84	K2-3									4	1	1	1	1	1	2	
6 Anthony Rendon, R OBP: 0.397, SLG: 0.540	(1,5) B FF 98 4-1 C FF 99 4-1 B FF 100 4-1 B FF 99	G6-3 BB									2	2	1	1	3	0	1	
32 Matt Wieters, S OBP: 0.304, SLG: 0.385	(1,2) C FF 98 2-3 B FF 99 2-3 S CH 88 2-3 S CH 88	K									4	0	1	0	1	3	3	
1 Wilmer Difo, S OBP: 0.250, SLG: 0.270	(1,8) X FF 98 0-0	G6-3									2	0	1	0	0	0	1	
18 Ryan Raburn, R OBP: 0.333, SLG: 0.485	(7,7) B FF 98 1-2 S FF 99 1-2 X FF 97	1B									2	0	1	0	0	1	0	
37 Stephen Strasburg, R ERA: 3.57	(1,1) IP 5.0 WLS 27 BF 8 H 5 R 5 ER 5 SO 5 BB 1 IBB 2 BLK 0 WP 0 HR 1 S 65 P 95 ERA 9.00 WHIP 1.800																	WP: 0 PA: 48
33 Matt Grace, L ERA: 3.18	(6,1) IP 1.0 WLS 3 BF 0 H 0 R 0 ER 0 SO 0 BB 0 IBB 0 BLK 0 WP 0 HR 0 S 5 P 5 ERA 0.00 WHIP 0.000																	
10 Stephen Drew, L ERA: 3.43	(6,Ph) IP 0.2 WLS 4 BF 1 H 1 R 1 ER 1 SO 1 BB 1 IBB 0 BLK 0 WP 0 HR 0 S 10 P 15 ERA 3.00 WHIP 3.000																	
45 Blake Treinen, R ERA: 5.43	(7,1) IP 2.0 WLS 7 BF 1 H 0 R 0 ER 1 SO 1 BB 0 IBB 0 BLK 0 WP 0 HR 0 S 13 P 21 ERA 0.00 WHIP 0.500																	
26 Adam Lind, L ERA: 2.61	(8,Ph) IP 0.1 WLS 1 BF 0 H 0 R 0 ER 0 SO 0 BB 0 IBB 0 BLK 0 WP 0 HR 0 S 3 P 4 ERA 0.00 WHIP 0.000																	
31 Drew Storen, R ERA: 2.61	(8,1) IP 0.1 WLS 1 BF 0 H 0 R 0 ER 0 SO 0 BB 0 IBB 0 BLK 0 WP 0 HR 0 S 3 P 4 ERA 0.00 WHIP 0.000																	
3 Michael Taylor, R OBP: 0.294, SLG: 0.485	(10,Ph) IP 1.0 WLS 4 BF 0 H 0 R 0 ER 0 SO 0 BB 1 IBB 0 BLK 0 WP 0 HR 0 S 9 P 17 ERA 0.00 WHIP 1.000																	
58 Luis Castillo, R ERA: 3.6	(1,1) IP 5.0 WLS 22 BF 5 H 2 R 2 ER 2 SO 5 BB 5 IBB 0 BLK 0 WP 0 HR 2 S 52 P 93 ERA 3.60 WHIP 2.000																	
21 Michael Lorenzen, R ERA: 4.07	(6,1) IP 1.1 WLS 4 BF 4 H 0 R 0 ER 0 SO 2 BB 0 IBB 0 BLK 0 WP 0 HR 0 S 11 P 18 ERA 0.00 WHIP 0.000																	
53 Wandy Peralta, L ERA: 3.94	(7,1) IP 0.2 WLS 4 BF 1 H 1 R 1 ER 1 SO 1 BB 1 IBB 0 BLK 0 WP 0 HR 0 S 10 P 15 ERA 3.00 WHIP 3.000																	
31 Drew Storen, R ERA: 2.61	(7,1) IP 0.1 WLS 1 BF 0 H 0 R 0 ER 0 SO 0 BB 0 IBB 0 BLK 0 WP 0 HR 0 S 3 P 4 ERA 0.00 WHIP 0.000																	
36 Blake Wood, R ERA: 3.53	(8,1) IP 0.0 WLS 2 BF 1 H 0 R 0 ER 0 SO 0 BB 1 IBB 0 BLK 0 WP 0 HR 0 S 3 P 7 ERA 0.00 WHIP 0.000																	
52 Tony Cingrani, L ERA: 2.25	(6,1) IP 1.1 WLS 4 BF 4 H 0 R 0 ER 0 SO 2 BB 0 IBB 0 BLK 0 WP 0 HR 0 S 11 P 18 ERA 0.00 WHIP 0.000																	
40 Austin Brice, R ERA: 4.07	(9,1) IP 0.2 WLS 4 BF 4 H 0 R 0 ER 0 SO 1 BB 0 IBB 0 BLK 0 WP 0 HR 0 S 13 P 18 ERA 0.00 WHIP 3.000																	
26 Raisel Iglesias, R ERA: 1.82	(10,1) IP 0.2 WLS 5 BF 3 H 1 R 1 ER 2 SO 0 BB 0 IBB 0 BLK 0 WP 0 HR 0 S 14 P 21 ERA 13.50 WHIP 4.500																	

Cincinnati Reds @ Washington Nationals
Nationals Park, Washington, DC
Fri Jun 23 2017, 7:07 PM - 10:58 PM EDT
Att. 36,347 - Partly Cloudy - 87 F

AB	37
R	6
H	13
RBI	6
BB	9
SO	11
LOB	22



Batter	1	2	3	4	5	6	7	8	9	AB	R	H	RBI	BB	SO	LOB	TOP					
6 Billy Hamilton, S OBP: 0.286, SLG: 0.304										5	1	2	0	0	1	2	<p>Cincinnati Reds @ Washington Nationals Nationals Park, Washington, DC Sat Jun 24 2017, 4:07 PM - 7:28 PM EDT Att: 40,139 - Partly Cloudy - 86 F</p> <p>livebaseballscores.com</p>					
4 Scooter Gennett, L OBP: 0.333, SLG: 0.567										4	1	2	0	0	0	2						
19 Joey Votto, L OBP: 0.470, SLG: 0.591 3 Patrick Kivlehan, R OBP: 0.341, SLG: 0.474										2	0	0	0	0	0	1						
23 Adam Duvall, R OBP: 0.322, SLG: 0.533										3	0	0	0	1	1	2						
7 Eugenio Suárez, R OBP: 0.365, SLG: 0.466										3	0	0	1	0	0	2						
43 Scott Schebler, L OBP: 0.327, SLG: 0.547 63 Ariel Hernández, R OBP: 0.372, SLG: 0.521 39 Devin Mesoraco, R (6, PH) OBP: 0.372, SLG: 0.521 36 Blake Wood, R OBP: 0.372, SLG: 0.521										3	0	0	0	0	0	0						
9 José Peraza, R OBP: 0.282, SLG: 0.340										4	0	1	0	0	1	2						
16 Tucker Barnhart, L OBP: 0.331, SLG: 0.403 32 Stuart Turner, R OBP: 0.156, SLG: 0.233										2	0	2	0	0	0	0						
34 Homer Bailey, R OBP: 0.429, SLG: 0.230 51 Lisalberto Bonilla, S OBP: 0.230, SLG: 0.329 30 Arismendy Alcántara, S OBP: 0.230, SLG: 0.329										0	0	0	0	0	0	0						
Inning Stats	R: 0 E: 0 K: 1 S: 13	H: 1 LOB: 2 BB: 1 P: 19	R: 0 E: 0 K: 0 S: 13	H: 2 LOB: 2 BB: 0 P: 16	R: 0 E: 0 K: 1 S: 9	H: 0 LOB: 0 BB: 0 P: 12	R: 0 E: 0 K: 1 S: 13	H: 0 LOB: 0 BB: 0 P: 17	R: 0 E: 0 K: 1 S: 9	H: 2 LOB: 1 BB: 0 P: 16	R: 1 E: 0 K: 0 S: 8	H: 1 LOB: 0 BB: 0 P: 11	R: 0 E: 0 K: 1 S: 9	H: 0 LOB: 0 BB: 0 P: 12	R: 2 E: 0 K: 0 S: 18	H: 4 LOB: 2 BB: 0 P: 27		R: 0 E: 0 K: 0 S: 4	H: 0 LOB: 0 BB: 0 P: 6	1B: 7 2B: 2 3B: 0 HR: 1	SF: 1 SAC: 1 DP: 1 HBP: 0	WP: 0 PB: 0 SB: 0 CS: 0
PITCHER	IP WLS BF H R ER SO BB IBB HBP BLK WP HR S P ERA WHIP																					
41 Joe Ross, R ERA: 5.4	(1, 1) 7.0 W 27 6 1 1 5 1 0 0 0 0 0 1 74 103 1.29 1.000																					
56 Joe Blanton, R ERA: 9.72	(8, 1) 1.0 7 4 2 2 0 0 0 0 0 0 0 0 18 27 18.00 4.000																					
38 Jacob Turner, R ERA: 4.33	(9, 1) 1.0 3 0 0 0 0 0 0 0 0 0 0 0 4 6 0.00 0.000																					



Batter	1	2	3	4	5	6	7	8	9	AB	R	H	RBI	BB	SO	LOB	BOTTOM			
7 Trea Turner, R OBP: 0.312, SLG: 0.424										5	4	5	2	1	0	0	<p>Cincinnati Reds @ Washington Nationals Nationals Park, Washington, DC Sat Jun 24 2017, 4:07 PM - 7:28 PM EDT Att: 40,139 - Partly Cloudy - 86 F</p> <p>livebaseballscores.com</p>			
8 Brian Goodwin, L OBP: 0.337, SLG: 0.575										4	3	1	1	2	2	3				
34 Bryce Harper, L OBP: 0.412, SLG: 0.583 18 Ryan Raburn, R OBP: 0.343, SLG: 0.471										4	0	1	0	0	3	4				
11 Ryan Zimmerman, R OBP: 0.393, SLG: 0.660 26 Adam Lind, L OBP: 0.399, SLG: 0.582										3	2	2	2	1	1	0				
20 Daniel Murphy, L OBP: 0.395, SLG: 0.580 56 Joe Blanton, R ERA: 9.72 59 Jose Lobaton, S OBP: 0.203, SLG: 0.265 38 Jacob Turner, R ERA: 4.33										4	1	1	4	0	0	2				
6 Anthony Rendon, R OBP: 0.402, SLG: 0.546 10 Stephen Drew, L OBP: 0.368, SLG: 0.480										3	2	2	1	1	0	1				
32 Matt Wieters, S OBP: 0.306, SLG: 0.385										5	1	2	2	0	0	6				
3 Michael Taylor, R OBP: 0.306, SLG: 0.507										5	4	4	3	0	0	0				
41 Joe Ross, R ERA: 4.54 1 Wilmer Difo, S OBP: 0.258, SLG: 0.278										3	0	0	0	0	2	0				
Inning Stats	R: 2 E: 1 K: 1 S: 17	H: 2 LOB: 1 BB: 1 P: 31	R: 6 E: 1 K: 1 S: 19	H: 5 LOB: 1 BB: 2 P: 33	R: 0 E: 0 K: 1 S: 12	H: 1 LOB: 0 BB: 0 P: 18	R: 4 E: 1 K: 3 S: 17	H: 2 LOB: 0 BB: 1 P: 27	R: 1 E: 0 K: 1 S: 15	H: 4 LOB: 3 BB: 0 P: 20	R: 1 E: 0 K: 2 S: 12	H: 1 LOB: 1 BB: 1 P: 21	R: 0 E: 0 K: 0 S: 11	H: 0 LOB: 1 BB: 1 P: 20	R: 4 E: 0 K: 1 S: 19	H: 4 LOB: 1 BB: 1 P: 36		1B: 12 2B: 5 3B: 0 HR: 2	SF: 3 SAC: 1 DP: 0 HBP: 0	WP: 1 PB: 0 SB: 0 CS: 0
PITCHER	IP WLS BF H R ER SO BB IBB HBP BLK WP HR S P ERA WHIP																			
34 Homer Bailey, R ERA: 4.54	(1, 1) 1.2 L 15 6 8 8 2 3 0 0 0 0 0 1 34 61 43.20 5.400																			
51 Lisalberto Bonilla, R ERA: 7.59	(2, 1) 3.1 19 8 5 5 5 1 0 0 0 0 1 1 46 68 13.50 2.700																			
63 Ariel Hernández, R ERA: 1.35	(6, 1) 2.0 9 1 1 1 2 2 0 0 0 0 0 1 23 41 4.50 1.500																			
36 Blake Wood, R ERA: 4.54	(8, 1) 1.0 8 4 4 4 1 1 0 0 0 0 0 0 19 36 36.00 5.000																			



Batter	1	2	3	4	5	6	7	8	9	AB	R	H	RBI	BB	SO	LOB	TOP				
6 Billy Hamilton, S OBP: 0.288, SLG: 0.310										5	1	2	0	0	1	1	Cincinnati Reds @ Washington Nationals Nationals Park, Washington, DC Sun Jun 25 2017, 1:36 PM - 4:42 PM EDT Att: 35,387 - Partly Cloudy - 84 F				
4 Scooter Gennett, L OBP: 0.346, SLG: 0.592										5	2	4	2	0	0	1					
19 Joey Votto, L OBP: 0.412, SLG: 0.584										5	1	1	0	0	1	3					
23 Adam Duvall, R OBP: 0.324, SLG: 0.535										3	0	1	0	1	1	1					
43 Scott Schebler, L OBP: 0.330, SLG: 0.545										3	0	1	0	1	1	3					
3 Patrick Kivlehan, R OBP: 0.329, SLG: 0.450										4	1	0	1	0	0	4					
26 Raisel Iglesias, R OBP: 1.000, SLG: 2.000										0	0	0	0	0	0	0					
9 José Peraza, R OBP: 0.282, SLG: 0.338										4	1	1	0	0	1	0					
16 Tucker Barnhart, L OBP: 0.335, SLG: 0.411										4	0	2	2	0	1	0					
37 Scott Feldman, L										3	0	0	0	0	3	2					
52 Tony Cingrani, L										0	0	0	0	0	0	0					
7 Eugenio Suárez, R OBP: 0.364, SLG: 0.464										1	0	0	0	0	0	0					
Inning Stats	R: 5 H: 5 E: 1 K: 1 S: 25	H: 5 R: 1 ER: 0 LOB: 1 BB: 1 P: 40	R: 1 H: 1 E: 0 K: 1 S: 12	H: 1 R: 0 ER: 0 LOB: 0 BB: 0 P: 15	R: 0 H: 1 E: 0 K: 0 S: 6	H: 1 R: 0 ER: 0 LOB: 0 BB: 0 P: 7	R: 0 H: 0 E: 0 K: 2 S: 9	H: 0 R: 0 ER: 0 LOB: 0 BB: 0 P: 14	R: 0 H: 1 E: 0 K: 3 S: 13	H: 1 R: 0 ER: 0 LOB: 1 BB: 0 P: 18	R: 0 H: 2 E: 0 K: 1 S: 12	H: 2 R: 0 ER: 0 LOB: 1 BB: 0 P: 17	R: 0 H: 0 E: 0 K: 0 S: 6	H: 0 R: 0 ER: 0 LOB: 0 BB: 0 P: 8	R: 0 H: 1 E: 0 K: 1 S: 12	H: 1 R: 0 ER: 0 LOB: 1 BB: 0 P: 17	1B: 8 2B: 3 3B: 0 HR: 1	SF: 0 SAC: 0 DP: 2 HBP: 0	WP: 0 PB: 0 SB: 0 CS: 0	PA: 39	
PITCHER	IP: 6.0 WLS: L BF: 28	H: 9 R: 6 ER: 6 SO: 7	BB: 2 IBB: 0 HBP: 0 BLK: 0	WP: 0 HR: 1 S: 79 P: 116	ERA: 9.00 WHIP: 1.833	IP: 7.1 WLS: 4 BF: 2	H: 2 R: 0 ER: 0 SO: 1	BB: 0 IBB: 0 HBP: 0 BLK: 0	WP: 0 HR: 0 S: 12 P: 17	ERA: 0.00 WHIP: 2.000	IP: 8.1 WLS: 1 BF: 5	H: 1 R: 0 ER: 0 SO: 0	BB: 0 IBB: 0 HBP: 0 BLK: 0	WP: 0 HR: 0 S: 12 P: 10	ERA: 0.00 WHIP: 0.750	IP: 9.1 WLS: 2 BF: 2	H: 0 R: 0 ER: 0 SO: 1	BB: 0 IBB: 0 HBP: 0 BLK: 0	WP: 0 HR: 0 S: 6 P: 10	ERA: 0.00 WHIP: 0.000	
57 Tanner Roark, R ERA: 5.15																					
33 Matt Grace, L ERA: 2.92																					
56 Joe Blanton, R ERA: 9.0																					
46 Oliver Pérez, L ERA: 4.02																					



Batter	1	2	3	4	5	6	7	8	9	AB	R	H	RBI	BB	SO	LOB	BOTTOM					
7 Trea Turner, R OBP: 0.307, SLG: 0.418										4	0	0	0	0	1	0	Cincinnati Reds @ Washington Nationals Nationals Park, Washington, DC Sun Jun 25 2017, 1:36 PM - 4:42 PM EDT Att: 35,387 - Partly Cloudy - 84 F					
8 Brian Goodwin, L OBP: 0.343, SLG: 0.571										4	0	2	0	0	0	0						
34 Bryce Harper, L OBP: 0.420, SLG: 0.591										3	0	3	0	1	0	0						
20 Daniel Murphy, L OBP: 0.393, SLG: 0.576										4	0	1	0	0	0	4						
6 Anthony Rendon, R OBP: 0.397, SLG: 0.537										4	0	0	0	0	1	6						
26 Adam Lind, L OBP: 0.393, SLG: 0.574										3	1	1	0	1	1	1						
46 Oliver Pérez, L										0	0	0	0	0	0	0						
3 Michael Taylor, R OBP: 0.306, SLG: 0.517										4	1	1	2	0	2	1						
59 Jose Lobaton, S OBP: 0.195, SLG: 0.254										3	0	0	0	0	1	1						
10 Stephen Drew, L OBP: 0.362, SLG: 0.471										1	0	0	0	0	0	0						
57 Tanner Roark, R OBP: 0.148, SLG: 0.154										2	0	0	0	0	0	1						
33 Matt Grace, L										0	0	0	0	0	0	0						
1 Wilmer Difo, S OBP: 0.255, SLG: 0.275										1	0	0	0	0	0	0						
56 Joe Blanton, R										0	0	0	0	0	0	0						
11 Ryan Zimmerman, R OBP: 0.391, SLG: 0.657										1	0	0	0	0	0	0						
Inning Stats	R: 0 H: 2 E: 0 K: 2 S: 14	H: 2 R: 0 ER: 0 LOB: 2 BB: 0 P: 22	R: 0 H: 0 E: 0 K: 2 S: 10	H: 0 R: 0 ER: 0 LOB: 1 BB: 1 P: 19	R: 0 H: 1 E: 0 K: 0 S: 11	H: 1 R: 0 ER: 0 LOB: 2 BB: 1 P: 20	R: 2 H: 2 E: 0 K: 0 S: 9	H: 2 R: 0 ER: 0 LOB: 0 BB: 0 P: 16	R: 0 H: 2 E: 0 K: 0 S: 10	H: 2 R: 0 ER: 0 LOB: 1 BB: 0 P: 17	R: 0 H: 0 E: 0 K: 1 S: 7	H: 0 R: 0 ER: 0 LOB: 0 BB: 0 P: 9	R: 0 H: 0 E: 0 K: 0 S: 11	H: 0 R: 0 ER: 0 LOB: 0 BB: 0 P: 16	R: 0 H: 1 E: 0 K: 0 S: 8	H: 1 R: 0 ER: 0 LOB: 1 BB: 0 P: 12	R: 0 H: 0 E: 0 K: 1 S: 5	H: 0 R: 0 ER: 0 LOB: 0 BB: 0 P: 8	1B: 6 2B: 1 3B: 0 HR: 1	SF: 0 SAC: 0 DP: 0 HBP: 0	WP: 1 PB: 0 SB: 0 CS: 0	PA: 36
PITCHER	IP: 7.0 WLS: W BF: 29	H: 7 R: 2 ER: 2 SO: 5	BB: 2 IBB: 0 HBP: 0 BLK: 0	WP: 1 HR: 1 S: 72 P: 119	ERA: 2.57 WHIP: 1.286	IP: 8.1 WLS: 2 BF: 34	H: 5 R: 0 ER: 0 SO: 7	BB: 0 IBB: 0 HBP: 0 BLK: 0	WP: 0 HR: 0 S: 13 P: 17	ERA: 0.00 WHIP: 3.000	IP: 1.2 WLS: 5 BF: 5	H: 0 R: 0 ER: 0 SO: 1	BB: 0 IBB: 0 HBP: 0 BLK: 0	WP: 0 HR: 0 S: 8 P: 13	ERA: 0.00 WHIP: 0.000							
37 Scott Feldman, R ERA: 4.07																						
52 Tony Cingrani, L ERA: 2.19																						
26 Raisel Iglesias, R ERA: 1.73																						



Batter	1	2	3	4	5	6	7	8	9	AB	R	H	RBI	BB	SO	LOB	TOP								
44 Anthony Rizzo, L (1,3) OBP: 0.389, SLG: 0.498										3	1	0	0	0	0	0									
2 Tommy La Stella, L (1,4) OBP: 0.377, SLG: 0.432										3	0	1	0	0	2	1									
5 Albert Almora Jr., R (9,PH) OBP: 0.343, SLG: 0.393										4	0	0	0	0	2	2									
8 Ian Happ, S (1,8) OBP: 0.325, SLG: 0.547										4	0	0	0	0	2	2									
17 Kris Bryant, R (1,9) OBP: 0.393, SLG: 0.515										3	0	1	1	0	1	0									
47 Miguel Montero, L (1,2) OBP: 0.366, SLG: 0.439										2	0	0	0	0	0	1									
40 Wilson Contreras, R (7,PH) OBP: 0.321, SLG: 0.453										0	0	0	0	1	0	0									
30 Jon Jay, L (1,7) OBP: 0.390, SLG: 0.381										3	0	0	0	0	0	1									
9 Javier Báez, R (1,6) OBP: 0.296, SLG: 0.467										3	0	0	0	0	1	0									
49 Jake Arrieta, R (1,1) OBP: 0.162, SLG: 0.297										2	0	0	0	0	0	0									
60 Félix Peña, R (5,1) OBP: 0.298, SLG: 0.404										0	0	0	0	0	0	0									
27 Addison Russell, R (8,PH) OBP: 0.298, SLG: 0.404										0	0	0	0	0	0	0									
56 Héctor Rondón, R (8,1) OBP: 0.298, SLG: 0.404										3	0	0	0	0	1	0									
7 Jeimer Candelario, S (1,5) OBP: 0.200, SLG: 0.214										3	0	0	0	0	1	0									
Inning Stats	R: 1 E: 0 K: 1 S: 14	H: 1 LOB: 1 BB: 0 P: 21	R: 0 E: 0 K: 0 S: 10	H: 0 LOB: 0 BB: 0 P: 16	R: 0 E: 0 K: 2 S: 14	H: 1 LOB: 1 BB: 0 P: 19	R: 0 E: 0 K: 1 S: 8	H: 0 LOB: 0 BB: 0 P: 12	R: 0 E: 0 K: 2 S: 8	H: 0 LOB: 0 BB: 0 P: 14	R: 0 E: 0 K: 0 S: 8	H: 0 LOB: 0 BB: 0 P: 11	R: 0 E: 0 K: 0 S: 7	H: 0 LOB: 0 BB: 1 P: 13	R: 0 E: 0 K: 1 S: 9	H: 0 LOB: 0 BB: 0 P: 14	R: 0 E: 0 K: 0 S: 12	H: 0 LOB: 0 BB: 0 P: 17	1B: 0 2B: 1 3B: 1 HR: 0	SF: 0 SAC: 0 DP: 1 HBP: 1	WP: 0 PB: 0 SB: 0 CS: 0	PA: 30			
PITCHER	IP: 6.0 WLS: W BF: 21	H: 2 R: 1 ER: 1 SO: 6	BB: 0 IBB: 0 HBP: 1 BLK: 0	WP: 0 HR: 0 S: 62 P: 93	ERA: 1.50 WHIP: 0.333	IP: 1.0 WLS: L BF: 3	H: 0 R: 0 ER: 0 SO: 0	BB: 1 IBB: 0 HBP: 0 BLK: 0	WP: 0 HR: 7 S: 13 P: 0	ERA: 0.00 WHIP: 1.000	IP: 1.0 WLS: L BF: 3	H: 0 R: 0 ER: 0 SO: 1	BB: 0 IBB: 0 HBP: 0 BLK: 0	WP: 0 HR: 9 S: 14 P: 0	ERA: 0.00 WHIP: 0.000	IP: 0.1 WLS: L BF: 1	H: 0 R: 0 ER: 0 SO: 0	BB: 0 IBB: 0 HBP: 0 BLK: 0	WP: 0 HR: 5 S: 7 P: 0	ERA: 0.00 WHIP: 0.000	IP: 0.2 WLS: L BF: 2	H: 0 R: 0 ER: 0 SO: 0	BB: 0 IBB: 0 HBP: 0 BLK: 0	WP: 0 HR: 7 S: 10 P: 0	ERA: 0.00 WHIP: 0.000

Chicago Cubs @ Washington Nationals
Nationals Park, Washington, DC
Tue Jun 27 2017, 7:07 PM - 10:14 PM EDT
Att: 31,202 - Partly Cloudy - 79 F

AB	28
R	1
H	2
RBI	1
BB	1
SO	7
LOB	5

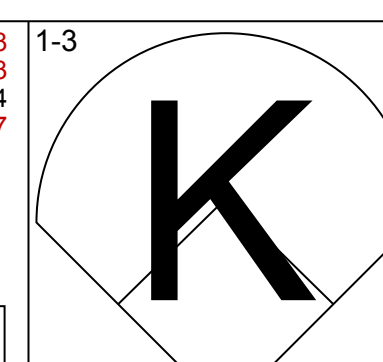
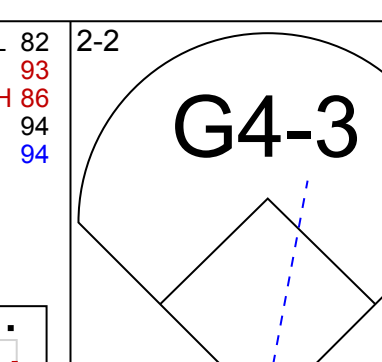
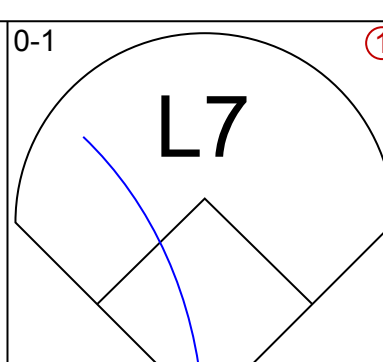
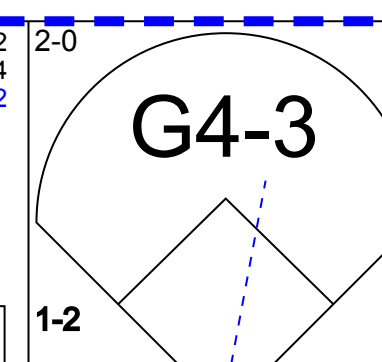
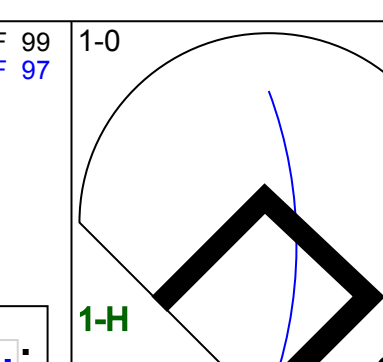
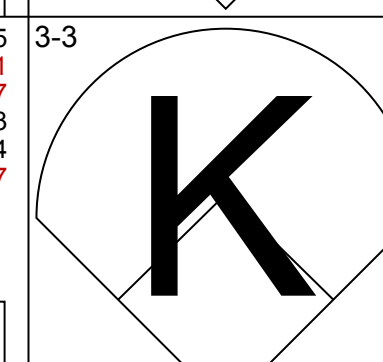
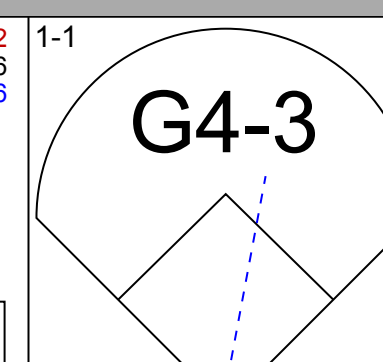
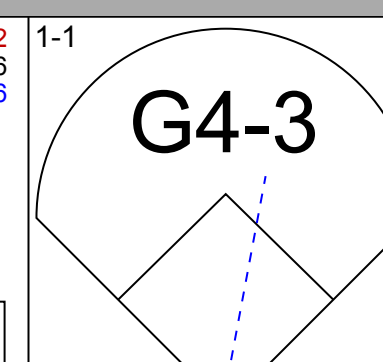
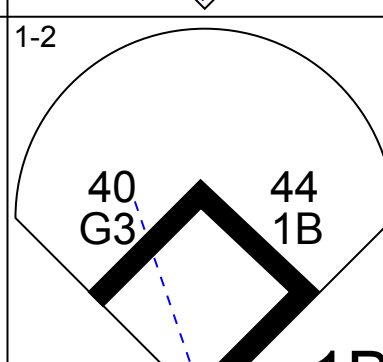
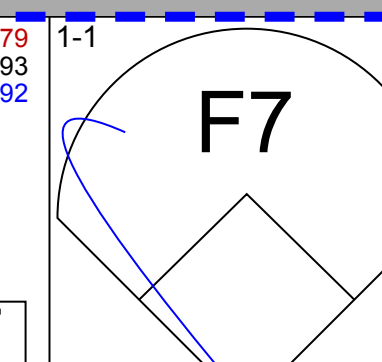
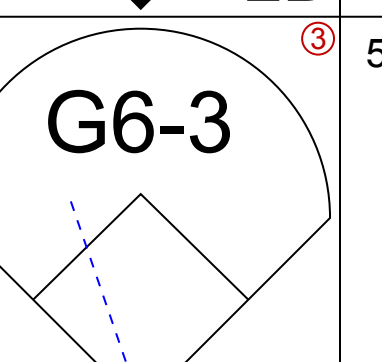
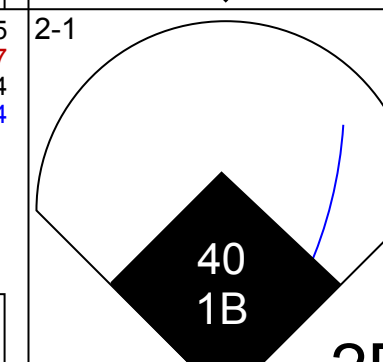
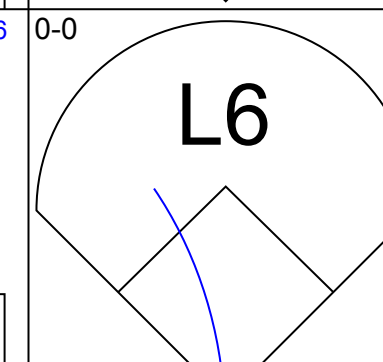
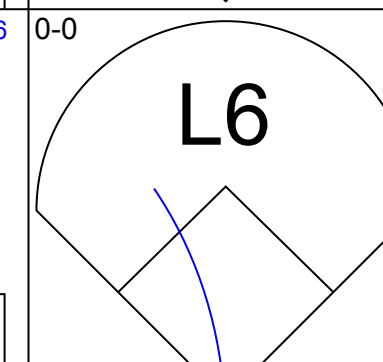
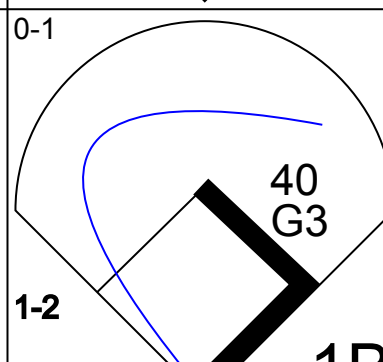
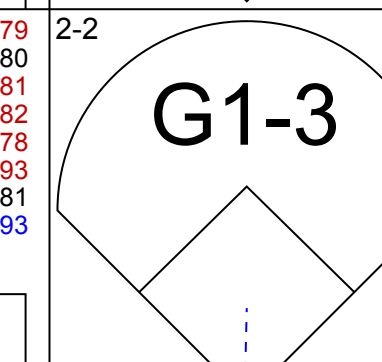
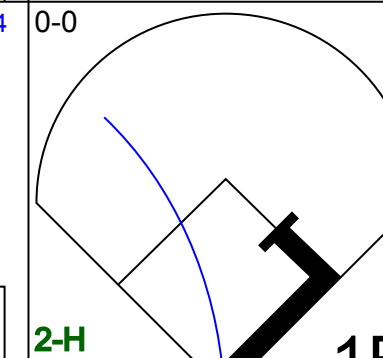
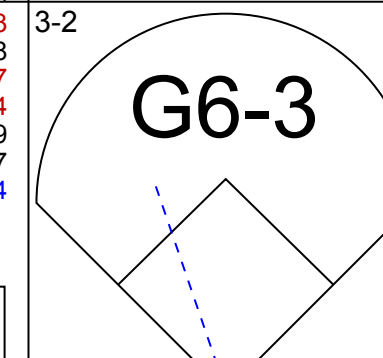
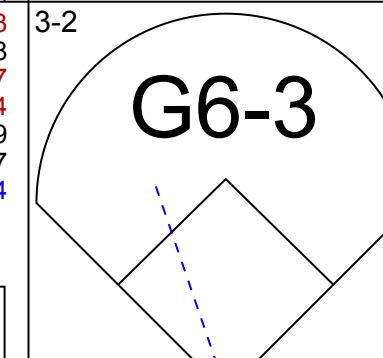
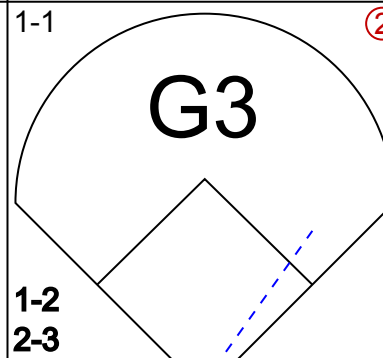
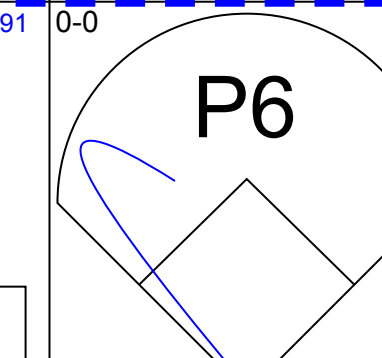
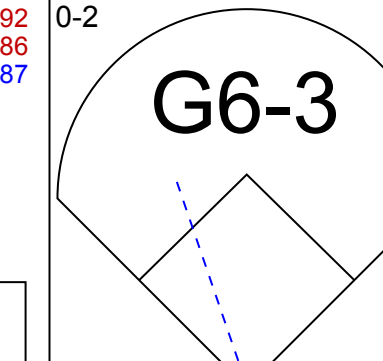
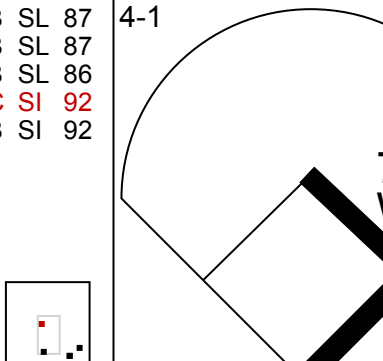
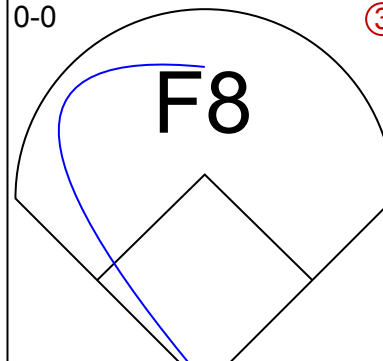
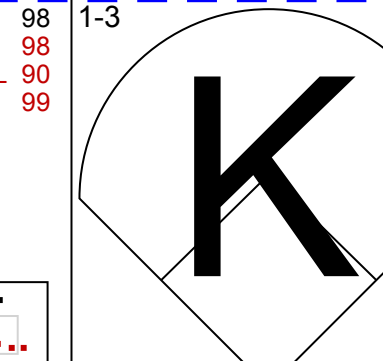

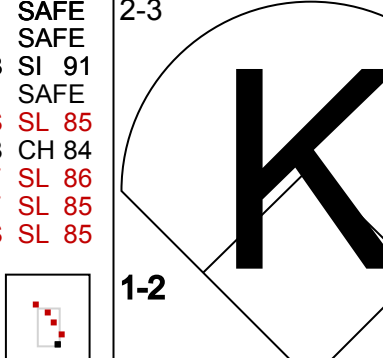
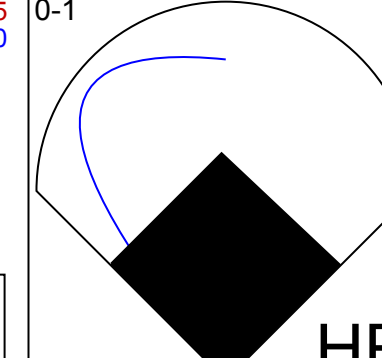
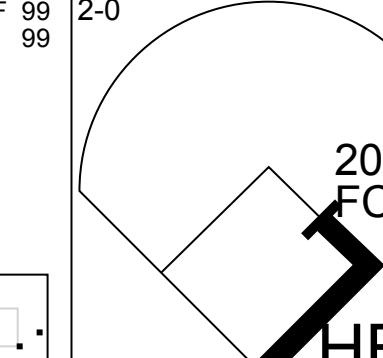

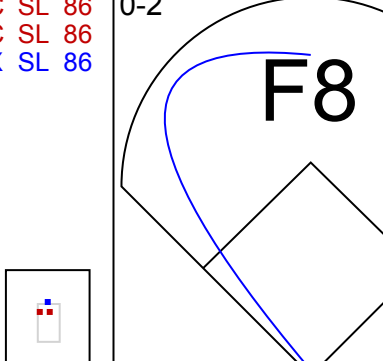
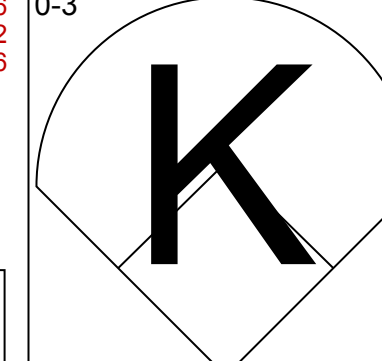
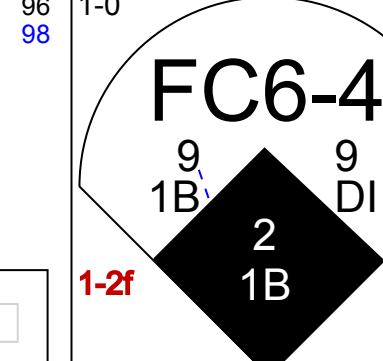
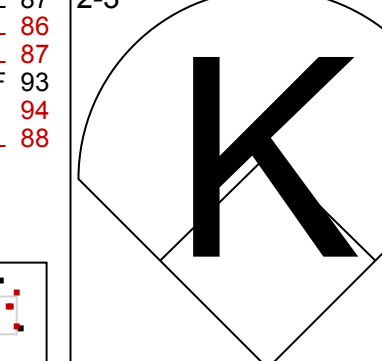
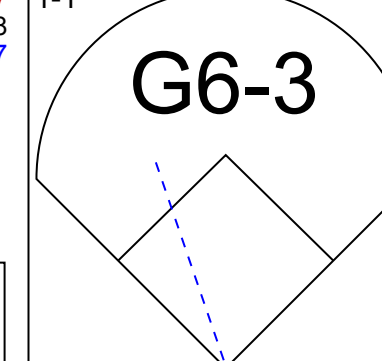
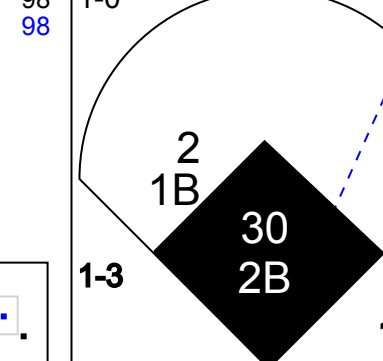

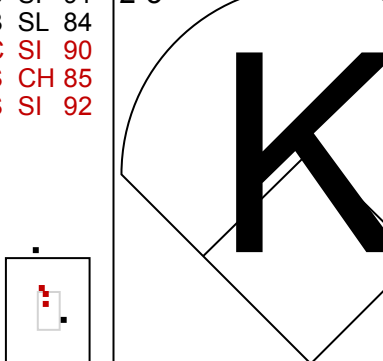
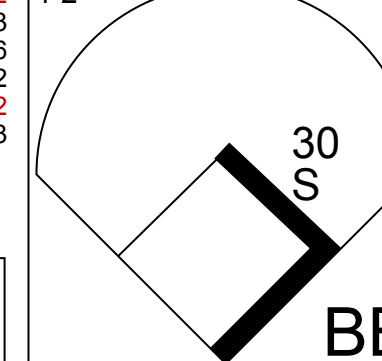
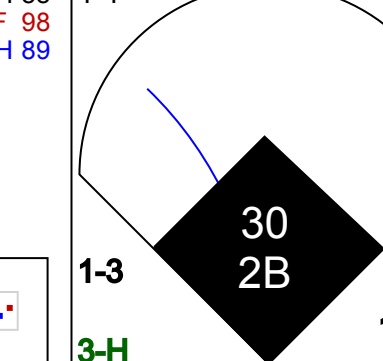


Batter	1	2	3	4	5	6	7	8	9	AB	R	H	RBI	BB	SO	LOB	BOTTOM			
7 Trea Turner, R (1,6) OBP: 0.314, SLG: 0.417										4	2	0	1	1	3					
8 Brian Gooden, L (1,7) OBP: 0.348, SLG: 0.545										3	0	1	1	2	2					
34 Bryce Harper, L (1,9) OBP: 0.419, SLG: 0.583										4	0	0	0	1	1	6				
11 Ryan Zimmerman, R (1,3) OBP: 0.382, SLG: 0.637										3	0	0	0	1	1	4				
20 Daniel Murphy, L (1,4) OBP: 0.393, SLG: 0.572										3	1	1	0	1	0	1				
6 Anthony Rendon, R (1,5) OBP: 0.396, SLG: 0.530										3	2	1	0	1	0	2				
32 Matt Wieters, S (1,2) OBP: 0.305, SLG: 0.385										4	0	0	0	0	1	3				
3 Michael Taylor, R (1,8) OBP: 0.311, SLG: 0.525										4	1	2	2	0	0	0				
31 Max Scherzer, R (7,1) OBP: 0.321, SLG: 0.492										3	0	2	1	0	0	0				
1 Wilmer Difo, S (7,PH) OBP: 0.263, SLG: 0.322										0	0	0	0	0	0	0				
45 Blake Treinen, R (8,1) OBP: 0.298, SLG: 0.404										0	0	0	0	0	0	0				
46 Oliver Pérez, L (9,1) OBP: 0.298, SLG: 0.404										0	0	0	0	0	0	0				
43 Matt Albers, L (9,1) OBP: 0.298, SLG: 0.404										0	0	0	0	0	0	0				
Inning Stats	R: 1 E: 0 K: 1 S: 16	H: 2 LOB: 2 BB: 1 P: 26	R: 0 E: 0 K: 0 S: 6	H: 0 LOB: 0 BB: 0 P: 10	R: 1 E: 1 K: 1 S: 13	H: 0 LOB: 2 BB: 2 P: 26	R: 2 E: 0 K: 2 S: 14	H: 3 LOB: 3 BB: 2 P: 29	R: 2 E: 0 K: 1 S: 14	H: 3 LOB: 3 BB: 2 P: 31	R: 0 E: 0 K: 0 S: 6	H: 0 LOB: 0 BB: 0 P: 11	R: 0 E: 0 K: 0 S: 5	H: 0 LOB: 0 BB: 0 P: 10	R: 0 E: 0 K: 1 S: 7	H: 1 LOB: 0 BB: 0 P: 11	1B: 8 2B: 1 3B: 0 HR: 0	SF: 0 SAC: 0 DP: 1 HBP: 0	WP: 1 PB: 0 SB: 7 CS: 0	PA: 39
PITCHER	IP: 4.0 WLS: L BF: 24	H: 4 R: 0 ER: 5 SO: 4	BB: 6 IBB: 0 HBP: 0 BLK: 0	WP: 1 HR: 0 S: 52 P: 98	ERA: 11.25 WHIP: 3.000	IP: 3.0 WLS: L BF: 12	H: 2 R: 0 ER: 0 SO: 1	BB: 1 IBB: 0 HBP: 0 BLK: 0	WP: 0 HR: 22 S: 45 P: 0	ERA: 0.00 WHIP: 1.000	IP: 1.0 WLS: L BF: 3	H: 1 R: 0 ER: 0 SO: 0	BB: 0 IBB: 0 HBP: 0 BLK: 0	WP: 0 HR: 7 S: 11 P: 0	ERA: 0.00 WHIP: 1.000					

Chicago Cubs @ Washington Nationals
Nationals Park, Washington, DC
Tue Jun 27 2017, 7:07 PM - 10:14 PM EDT
Att: 31,202 - Partly Cloudy - 79 F

AB	32
R	6
H	9
RBI	4
BB	7
SO	6
LOB	21




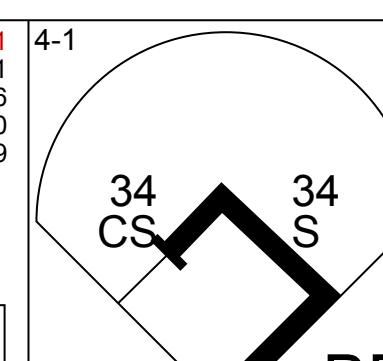
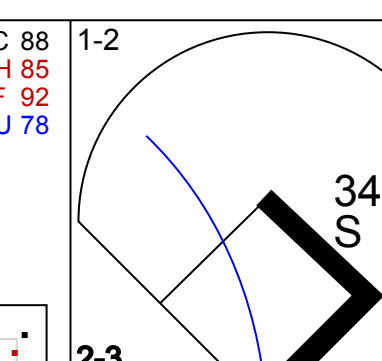
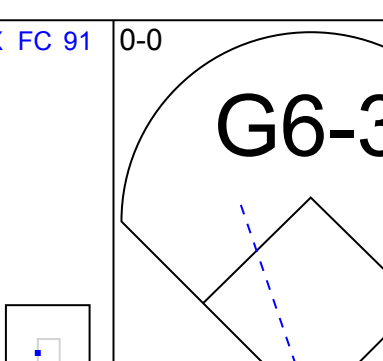
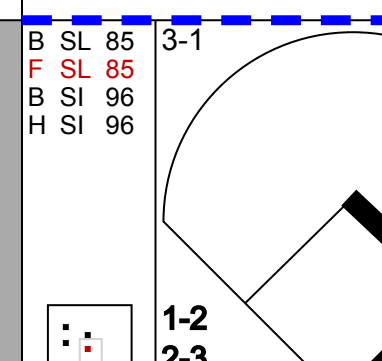
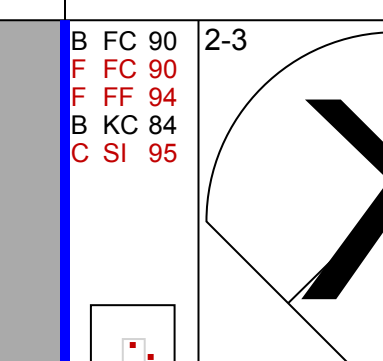
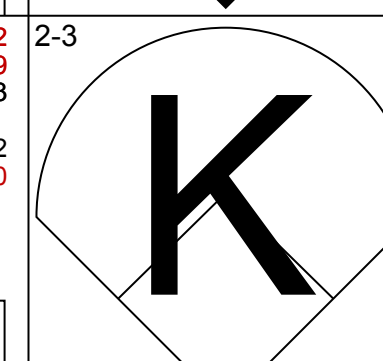
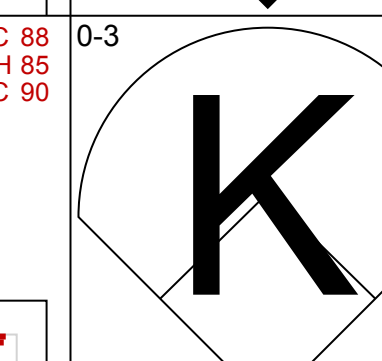
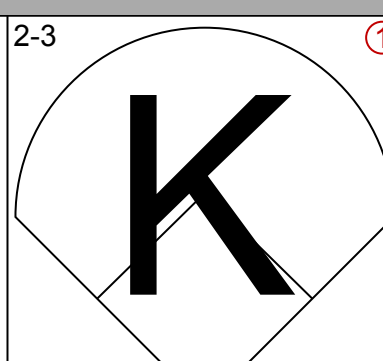
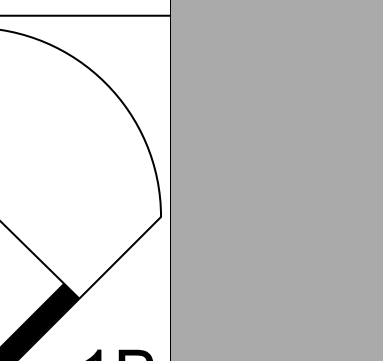
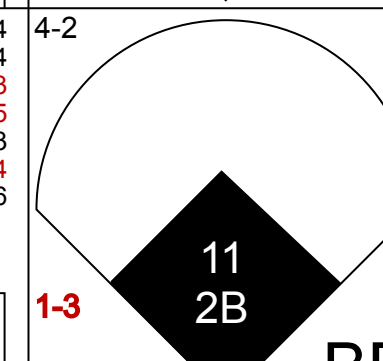
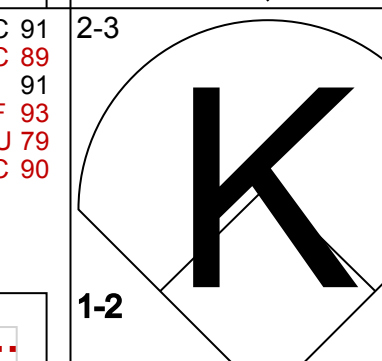
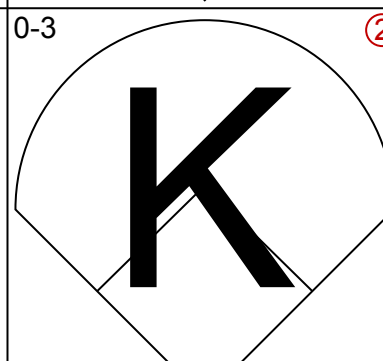
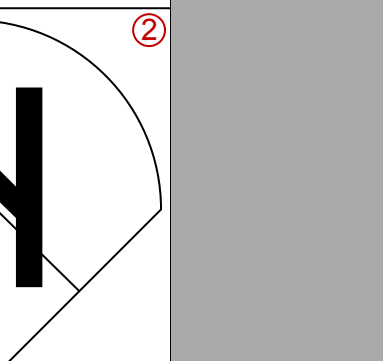
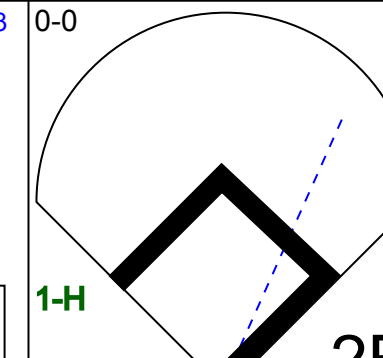
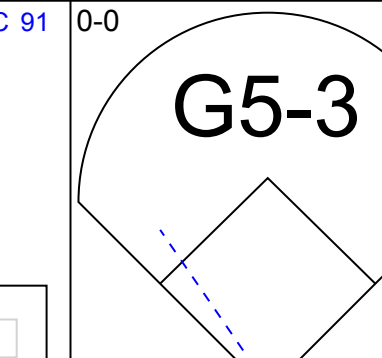
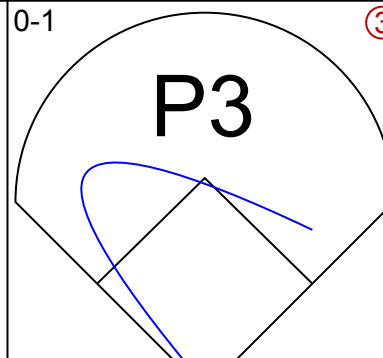
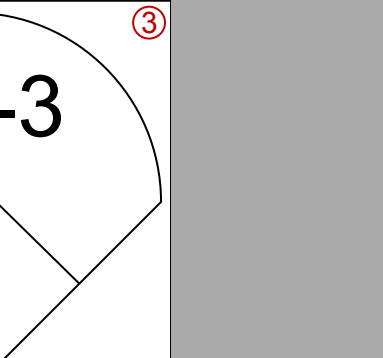
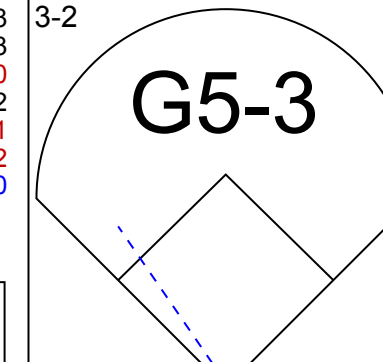


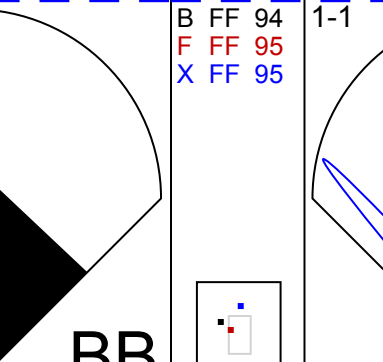

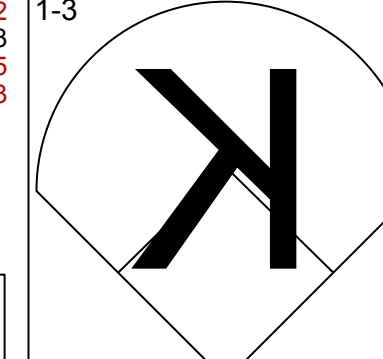
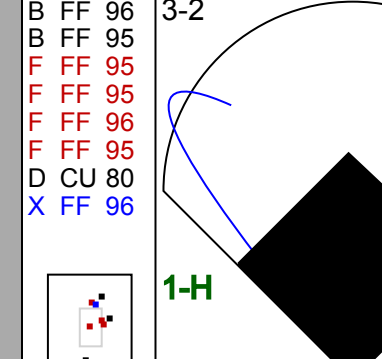
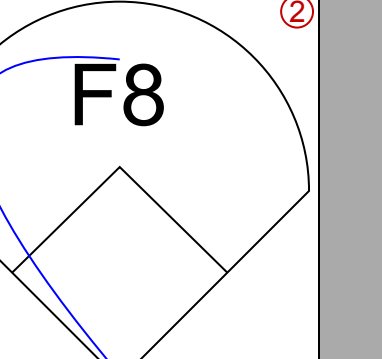

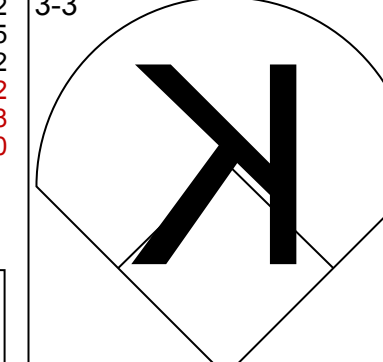
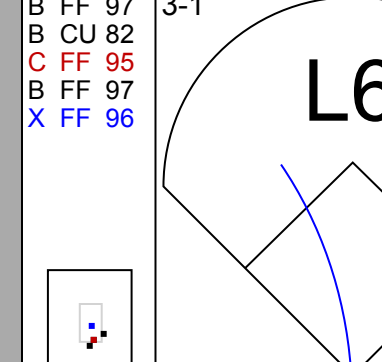
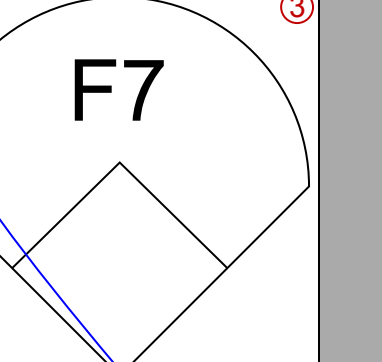


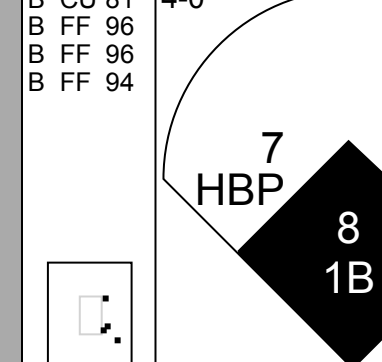


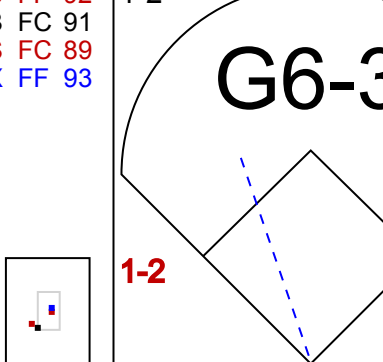
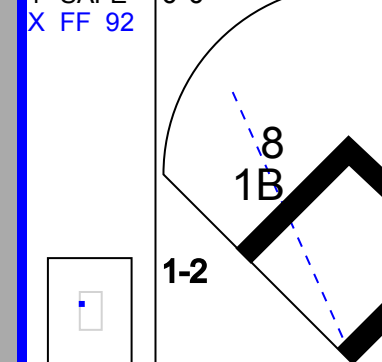
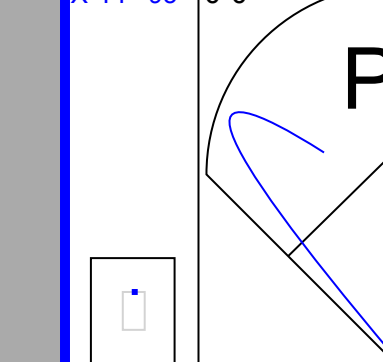
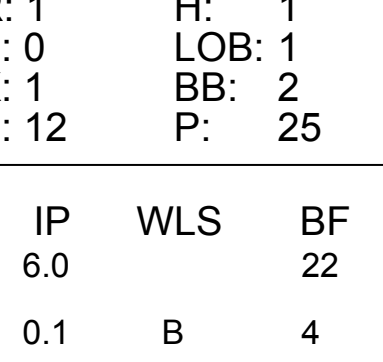
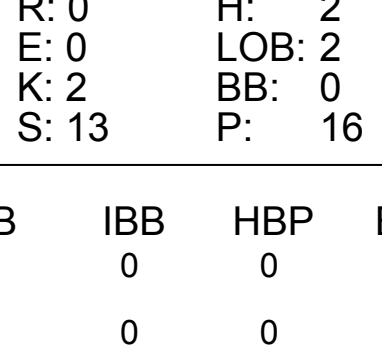
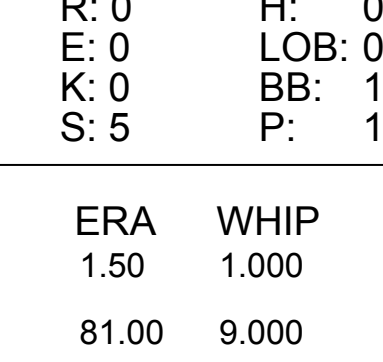
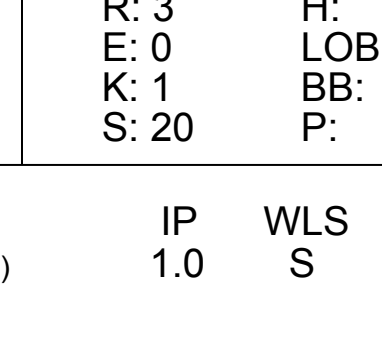
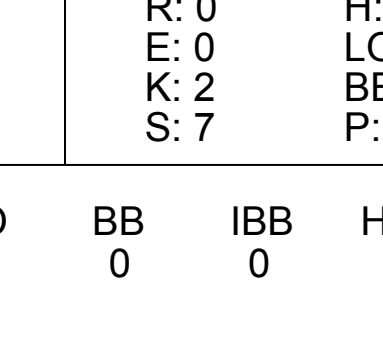
Batter	1	2	3	4	5	6	7	8	9	AB	R	H	RBI	BB	SO	LOB	TOP					
30 Jon Jay, L OBP: 0.393, SLG: 0.377 (1, 7)										5	0	1	2	0	1	1	Chicago Cubs @ Washington Nationals Nationals Park, Washington, DC Thu Jun 29 2017, 4:07 PM - 7:18 PM EDT Att: 37,097 - Cloudy - 89 F					
8 Ian Happ, S OBP: 0.319, SLG: 0.527 (1, 9)										5	0	1	0	0	1	1						
44 Anthony Rizzo, L OBP: 0.389, SLG: 0.509 (1, 3)										4	1	2	0	0	0	0						
40 Wilson Contreras, R OBP: 0.318, SLG: 0.440 (1, 2)										4	0	1	1	0	0	2						
27 Addison Russell, R OBP: 0.297, SLG: 0.399 (1, 6)										3	0	0	0	1	1	2						
7 Jeurys Familia, S OBP: 0.229, SLG: 0.313 71 Wade Davis, R (9, 1)										3	1	1	1	0	2	1						
5 Albert Almora Jr., R OBP: 0.341, SLG: 0.391 20 Victor Caratini, S (9, 7)										3	0	0	0	0	1	1						
9 Javier Báez, R OBP: 0.295, SLG: 0.457 (1, 4)										3	1	1	0	1	1	0						
34 Jon Lester, L OBP: 0.336, SLG: 0.321 21 Mark Caprino, R 6 Carl Edwards Jr., R 32 Brian Duensing, L 46 Pedro Strop, R 60 Félix Peña, R 2 Tommy La Stella, L (7, PH)										2	0	0	0	0	1	2						
Inning Stats	R: 1 E: 0 K: 2 S: 9	H: 2 LOB: 1 BB: 0 P: 15	R: 0 E: 0 K: 1 S: 8	H: 0 LOB: 0 BB: 0 P: 8	R: 0 E: 0 K: 1 S: 8	H: 0 LOB: 0 BB: 0 P: 13	R: 0 E: 0 K: 0 S: 7	H: 0 LOB: 0 BB: 0 P: 11	R: 0 E: 0 K: 2 S: 11	H: 2 LOB: 2 BB: 0 P: 19	R: 0 E: 0 K: 0 S: 10	H: 1 LOB: 1 BB: 1 P: 17	R: 0 E: 0 K: 0 S: 9	H: 0 LOB: 0 BB: 0 P: 12	R: 3 E: 0 K: 1 S: 10	H: 3 LOB: 1 BB: 0 P: 18		1B: 5 2B: 2 3B: 0 HR: 1	SF: 0 SAC: 0 DP: 0 HBP: 1	WP: 1 PB: 0 SB: 1 CS: 0	PA: 38	
PITCHER	IP WLS BF H R ER SO BB IBB HBP BLK WP HR S P ERA WHIP	IP WLS BF H R ER SO BB IBB HBP BLK WP HR S P ERA WHIP	IP WLS BF H R ER SO BB IBB HBP BLK WP HR S P ERA WHIP	IP WLS BF H R ER SO BB IBB HBP BLK WP HR S P ERA WHIP	IP WLS BF H R ER SO BB IBB HBP BLK WP HR S P ERA WHIP	IP WLS BF H R ER SO BB IBB HBP BLK WP HR S P ERA WHIP	IP WLS BF H R ER SO BB IBB HBP BLK WP HR S P ERA WHIP	IP WLS BF H R ER SO BB IBB HBP BLK WP HR S P ERA WHIP	IP WLS BF H R ER SO BB IBB HBP BLK WP HR S P ERA WHIP	IP WLS BF H R ER SO BB IBB HBP BLK WP HR S P ERA WHIP	IP WLS BF H R ER SO BB IBB HBP BLK WP HR S P ERA WHIP	IP WLS BF H R ER SO BB IBB HBP BLK WP HR S P ERA WHIP	IP WLS BF H R ER SO BB IBB HBP BLK WP HR S P ERA WHIP	IP WLS BF H R ER SO BB IBB HBP BLK WP HR S P ERA WHIP	IP WLS BF H R ER SO BB IBB HBP BLK WP HR S P ERA WHIP	IP WLS BF H R ER SO BB IBB HBP BLK WP HR S P ERA WHIP	IP WLS BF H R ER SO BB IBB HBP BLK WP HR S P ERA WHIP	IP WLS BF H R ER SO BB IBB HBP BLK WP HR S P ERA WHIP	IP WLS BF H R ER SO BB IBB HBP BLK WP HR S P ERA WHIP	IP WLS BF H R ER SO BB IBB HBP BLK WP HR S P ERA WHIP	IP WLS BF H R ER SO BB IBB HBP BLK WP HR S P ERA WHIP	
41 Joe Ross, R ERA: 5.12 (1, 1)	6.2	27	5	2	2	7	2	1	0	0	0	0	0	0	0	0	1	1	62	92	2.70	1.050
33 Matt Grace, L ERA: 4.73 (7, 1)	0.1	1	0	0	0	0	0	0	0	0	0	0	0	0	0	0	0	0	1	3	0.00	0.000
46 Oliver Pérez, L ERA: 3.78 (8, 1)	0.2	H	2	0	0	0	0	0	0	0	0	0	0	0	0	0	0	0	8	11	0.00	0.000
56 Joe Blanton, R ERA: 8.84 (8, 1)	0.1	H	1	0	0	0	0	0	0	0	0	0	0	0	0	0	0	0	1	1	0.00	0.000
45 Blake Treinen, R ERA: 6.11 (9, 1)	1.0	L	7	3	3	3	1	0	0	1	0	0	0	0	0	0	0	0	10	18	27.00	3.000

Chicago Cubs @ Washington Nationals
 Nationals Park, Washington, DC
 Thu Jun 29 2017, 4:07 PM - 7:18 PM EDT
 Att: 37,097 - Cloudy - 89 F

livebaseballscores.com

AB 34
 R 5
 H 8
 RBI 5
 BB 3
 SO 8
 LOB 11




Batter	1	2	3	4	5	6	7	8	9	AB	R	H	RBI	BB	SO	LOB	BOTTOM						
7 Trea Turner, R OBP: 0.324, SLG: 0.422 45 Blake Treinen, R (1, 6)										2	0	1	0	1	0	0	Chicago Cubs @ Washington Nationals Nationals Park, Washington, DC Thu Jun 29 2017, 4:07 PM - 7:18 PM EDT Att: 37,097 - Cloudy - 89 F						
1 Wilmer Difo, S OBP: 0.250, SLG: 0.269 (9, PH)										3	0	0	0	0	3	3							
18 Ryan Raburn, R OBP: 0.316, SLG: 0.432 8 Brian Goodwin, L (7, PH)										1	0	1	1	0	0	0							
34 Bryce Harper, L OBP: 0.420, SLG: 0.582 (1, 9)										3	1	0	0	1	3	5							
11 Ryan Zimmerman, R OBP: 0.379, SLG: 0.630 (1, 3)										4	0	1	1	0	0	5							
20 Daniel Murphy, L OBP: 0.389, SLG: 0.572 (1, 4)										3	1	0	0	1	0	1							
6 Anthony Rendon, R OBP: 0.402, SLG: 0.558 (1, 5)										4	1	1	2	0	1	0							
32 Matt Wieters, S OBP: 0.299, SLG: 0.389 (1, 2)										4	0	0	0	0	1	0							
3 Michael Taylor, R OBP: 0.309, SLG: 0.514 (1, 8)										2	1	0	0	2	1	0							
41 Joe Ross, R ERA: 5.12 33 Matt Grace, L ERA: 4.73 26 Adam Lind, L ERA: 3.18 46 Oliver Pérez, L ERA: 3.78 56 Joe Blanton, R ERA: 8.84 10 Stephen Drew, L ERA: 6.20 (1, 1)										2	0	1	0	0	0	1							
Inning Stats	R: 1 E: 0 K: 1 S: 12	H: 1 LOB: 1 BB: 2 P: 25	R: 0 E: 0 K: 0 S: 7	H: 0 LOB: 0 BB: 0 P: 11	R: 0 E: 0 K: 2 S: 13	H: 2 LOB: 0 BB: 0 P: 16	R: 0 E: 0 K: 2 S: 10	H: 0 LOB: 0 BB: 0 P: 15	R: 0 E: 0 K: 0 S: 5	H: 0 LOB: 0 BB: 1 P: 10	R: 0 E: 0 K: 2 S: 11	H: 0 LOB: 0 BB: 0 P: 13	R: 3 E: 0 K: 1 S: 20	H: 3 LOB: 3 BB: 2 P: 42	R: 0 E: 0 K: 0 S: 6	H: 0 LOB: 0 BB: 0 P: 11	R: 0 E: 0 K: 2 S: 7	H: 0 LOB: 0 BB: 0 P: 10	1B: 3 2B: 2 3B: 0 HR: 1	SF: 0 SAC: 0 DP: 0 HBP: 1	WP: 0 PB: 0 SB: 2 CS: 2	PA: 37	
PITCHER	IP WLS BF H R ER SO BB IBB HBP BLK WP HR S P ERA WHIP	IP WLS BF H R ER SO BB IBB HBP BLK WP HR S P ERA WHIP	IP WLS BF H R ER SO BB IBB HBP BLK WP HR S P ERA WHIP	IP WLS BF H R ER SO BB IBB HBP BLK WP HR S P ERA WHIP	IP WLS BF H R ER SO BB IBB HBP BLK WP HR S P ERA WHIP	IP WLS BF H R ER SO BB IBB HBP BLK WP HR S P ERA WHIP	IP WLS BF H R ER SO BB IBB HBP BLK WP HR S P ERA WHIP	IP WLS BF H R ER SO BB IBB HBP BLK WP HR S P ERA WHIP	IP WLS BF H R ER SO BB IBB HBP BLK WP HR S P ERA WHIP	IP WLS BF H R ER SO BB IBB HBP BLK WP HR S P ERA WHIP	IP WLS BF H R ER SO BB IBB HBP BLK WP HR S P ERA WHIP	IP WLS BF H R ER SO BB IBB HBP BLK WP HR S P ERA WHIP	IP WLS BF H R ER SO BB IBB HBP BLK WP HR S P ERA WHIP	IP WLS BF H R ER SO BB IBB HBP BLK WP HR S P ERA WHIP	IP WLS BF H R ER SO BB IBB HBP BLK WP HR S P ERA WHIP	IP WLS BF H R ER SO BB IBB HBP BLK WP HR S P ERA WHIP	IP WLS BF H R ER SO BB IBB HBP BLK WP HR S P ERA WHIP	IP WLS BF H R ER SO BB IBB HBP BLK WP HR S P ERA WHIP	IP WLS BF H R ER SO BB IBB HBP BLK WP HR S P ERA WHIP	IP WLS BF H R ER SO BB IBB HBP BLK WP HR S P ERA WHIP	IP WLS BF H R ER SO BB IBB HBP BLK WP HR S P ERA WHIP		
34 Jon Lester, L ERA: 3.69 (1, 1)	6.0	22	3	1	1	7	3	0	0	0	0	0	0	0	0	0	0	0	58	90	1.50	1.000	
6 Carl Edwards Jr., R ERA: 2.56 (7, 1)	0.1	B	4	1	3	3	2	0	0	0	0	0	0	0	0	0	0	0	1	11	25	81.00	9.000
32 Brian Duensing, L ERA: 3.18 (7, 1)	0.0	1	1	0	0	0	0	0	0	0	0	0	0	0	0	0	0	0	1	1	*	*	
46 Pedro Strop, R ERA: 3.45 (7, 1)	0.2	4	1	0	0	1	0	0	0	0	0	0	0	0	0	0	0	0	8	16	0.00	1.500	
60 Félix Peña, R ERA: 4.5 (8, 1)	1.0	W	3	0	0	0	0	0	0	0	0	0	0	0	0	0	0	0	6	11	0.00	0.000	

Chicago Cubs @ Washington Nationals
 Nationals Park, Washington, DC
 Thu Jun 29 2017, 4:07 PM - 7:18 PM EDT
 Att: 37,097 - Cloudy - 89 F

livebaseballscores.com

AB 31
 R 4
 H 6
 RBI 4
 BB 5
 SO 10
 LOB 15



Batter	1	2	3	4	5	6	7	8	9	AB	R	H	RBI	BB	SO	LOB	TOP			
8 Brian Goodwin, L (1,7) OBP: 0.344, SLG: 0.528										4	0	1	0	0	0	0	Washington Nationals @ St. Louis Cardinals Busch Stadium, St. Louis, MO Fri Jun 30 2017, 7:15 PM - 10:09 PM CDT Att: 41,398 - Clear - 86 F			
3 Michael Taylor, R (1,8) OBP: 0.317, SLG: 0.516										3	0	2	0	1	0	1				
34 Bryce Harper, L (1,9) OBP: 0.421, SLG: 0.578										2	1	0	0	2	0	2				
11 Ryan Zimmerman, R (1,3) OBP: 0.380, SLG: 0.628										4	0	2	0	0	1	3				
20 Daniel Murphy, L (1,4) OBP: 0.389, SLG: 0.573										3	0	1	0	0	0	2				
56 Joe Blanton, R (7,1)										0	0	0	0	0	0	0				
26 Adam Lind, L (9,PH) OBP: 0.392, SLG: 0.567										1	0	0	0	0	1	2				
6 Anthony Rendon, R (1,5) OBP: 0.398, SLG: 0.552										3	0	0	0	0	0	1				
10 Stephen Drew, L (1,6) OBP: 0.359, SLG: 0.464										2	0	0	0	1	0	1				
5 Adrián Sanchez, R (8,PR) (8,6)										0	0	0	0	0	0	0				
59 Jose Lobaton, S (1,2) OBP: 0.188, SLG: 0.243										3	0	0	0	0	2	2				
57 Tanner Roark, R (1,1) OBP: 0.143, SLG: 0.148										1	0	0	0	0	0	0				
38 Jacob Turner, R (4,1)										1	0	0	0	0	1	0				
1 Wilmer Difo, S (7,4) OBP: 0.248, SLG: 0.266										1	0	0	0	0	1	0				
Inning Stats	R: 0 E: 0 K: 1 S: 8	H: 1 LOB: 1 BB: 0 P: 10	R: 0 E: 0 K: 1 S: 8	H: 1 LOB: 1 BB: 0 P: 16	R: 0 E: 0 K: 0 S: 7	H: 1 LOB: 0 BB: 0 P: 10	R: 1 E: 0 K: 0 S: 7	H: 1 LOB: 0 BB: 1 P: 13	R: 0 E: 0 K: 1 S: 8	H: 0 LOB: 0 BB: 0 P: 15	R: 0 E: 0 K: 0 S: 6	H: 1 LOB: 0 BB: 0 P: 8	R: 0 E: 0 K: 1 S: 4	H: 0 LOB: 1 BB: 1 P: 8	R: 0 E: 0 K: 1 S: 12	H: 1 LOB: 2 BB: 1 P: 20	1B: 4 2B: 2 3B: 0 HR: 0	SF: 0 SAC: 0 DP: 4 HBP: 0	WP: 1 PB: 0 SB: 0 CS: 0	PA: 33
PITCHER	IP WLS BF H R ER SO BB IBB HBP BLK WP HR S P ERA WHIP																			
8 Mike Leake, R (1,1) ERA: 2.97	8.0 W 27 5 1 1 4 3 0 0 0 0 0 56 93 1.12 1.000																			
64 Sam Tuivailala, R (9,1) ERA: 2.5	1.0 5 1 0 0 1 1 0 0 0 1 0 12 20 0.00 2.000																			

Batter	1	2	3	4	5	6	7	8	9	AB	R	H	RBI	BB	SO	LOB	BOTTOM			
13 Matt Carpenter, L (1,3) OBP: 0.372, SLG: 0.458										4	1	1	0	1	1	4	Washington Nationals @ St. Louis Cardinals Busch Stadium, St. Louis, MO Fri Jun 30 2017, 7:15 PM - 10:09 PM CDT Att: 41,398 - Clear - 86 F			
40 Luke Voit, R (8,3) OBP: 0.571, SLG: 0.833										4	1	2	0	1	1	1				
28 Tommy Pham, R (1,8) OBP: 0.378, SLG: 0.480										3	2	0	0	2	1	5				
55 Stephen Piscotty, R (1,9) OBP: 0.369, SLG: 0.492										3	2	2	1	1	0	2				
3 Jedd Gyorko, R (1,5) OBP: 0.367, SLG: 0.524										3	2	2	1	1	0	2				
54 Alex Mejia, R (7,5)										1	0	0	0	0	0	0				
4 Yadier Molina, R (1,2) OBP: 0.304, SLG: 0.418										4	1	2	4	0	0	3				
41 Eric Fryer, R (8,PH) OBP: 0.267, SLG: 0.200										1	0	0	0	0	1	0				
15 Randal Grichuk, R (1,7) OBP: 0.281, SLG: 0.412										5	0	0	0	0	1	4				
11 Paul DeJong, R (1,6) OBP: 0.282, SLG: 0.505										4	1	1	2	0	1	2				
35 Greg Garcia, L (1,4) OBP: 0.338, SLG: 0.274										3	0	2	1	1	1	0				
8 Mike Leake, R (1,1) OBP: 0.237, SLG: 0.200										3	0	1	0	1	0	2				
64 Sam Tuivailala, R (9,1) ERA: 8.24										0	0	0	0	0	0	0				
Inning Stats	R: 0 E: 0 K: 0 S: 18	H: 1 LOB: 2 BB: 1 P: 28	R: 0 E: 0 K: 1 S: 11	H: 0 LOB: 2 BB: 2 P: 23	R: 3 E: 0 K: 1 S: 17	H: 3 LOB: 2 BB: 2 P: 34	R: 5 E: 0 K: 1 S: 14	H: 4 LOB: 0 BB: 1 P: 25	R: 0 E: 0 K: 1 S: 8	H: 0 LOB: 0 BB: 0 P: 11	R: 0 E: 0 K: 1 S: 13	H: 0 LOB: 1 BB: 1 P: 22	R: 0 E: 0 K: 1 S: 15	H: 3 LOB: 3 BB: 0 P: 20	R: 0 E: 0 K: 1 S: 6	H: 0 LOB: 0 BB: 0 P: 7	1B: 8 2B: 2 3B: 0 HR: 1	SF: 0 SAC: 0 DP: 0 HBP: 0	WP: 2 PB: 0 SB: 0 CS: 0	PA: 42
PITCHER	IP WLS BF H R ER SO BB IBB HBP BLK WP HR S P ERA WHIP																			
57 Tanner Roark, R (1,1) ERA: 5.27	3.0 L 18 4 3 3 2 5 0 0 0 0 0 46 85 9.00 3.000																			
36 Jacob Turner, R (4,1) ERA: 5.09	3.2 20 7 5 5 4 2 0 0 0 2 1 49 77 12.27 2.455																			
56 Joe Blanton, R (7,1) ERA: 8.24	1.1 4 0 0 0 1 0 0 0 0 0 0 7 8 0.00 0.000																			

AB	28
R	1
H	6
RBI	0
BB	4
SO	5
LOB	15



Batter	1	2	3	4	5	6	7	8	9	AB	R	H	RBI	BB	SO	LOB	TOP										
7 José Reyes, S OBP: 0.281, SLG: 0.348										4	0	2	0	0	1	0	New York Mets @ Washington Nationals Nationals Park, Washington, DC Mon Jul 03 2017, 6:08 PM - 9:22 PM EDT Att: 41,681 - Partly Cloudy - 90 F										
13 Asdrúbal Cabrera, S OBP: 0.360, SLG: 0.453										2	0	0	0	2	1	0											
52 Yoenis Céspedes, R OBP: 0.344, SLG: 0.532										4	0	1	0	0	0	3											
19 Jay Bruce, L OBP: 0.330, SLG: 0.512										4	0	0	0	0	1	2											
54 T.J. Rivera, R OBP: 0.326, SLG: 0.432										3	1	1	0	1	0	0											
21 Lucas Duda, L OBP: 0.381, SLG: 0.554										3	0	0	0	1	1	1											
59 Fernando Salas, R OBP: 0.500, SLG: 0.500										0	0	0	0	0	0	0											
18 Travis d'Arnaud, R OBP: 0.289, SLG: 0.462										3	0	0	0	0	2	3											
3 Curtis Granderson, L OBP: 0.333, SLG: 0.482										1	1	1	2	0	0	0											
44 René Rivera, R OBP: 0.297, SLG: 0.403										0	0	0	0	0	0	0											
9 Brandon Nimmo, L OBP: 0.400, SLG: 0.313										4	0	1	0	0	1	0											
32 Steven Matz, R OBP: 0.182, SLG: 0.182										2	0	0	0	0	0	0											
39 Jerry Blevins, L ERA: 4.5										0	0	0	0	0	0	0											
51 Paul Sewald, R ERA: 3.1										0	0	0	0	0	0	0											
66 Josh Edgin, R ERA: 9.0										0	0	0	0	0	0	0											
4 Wilmer Flores, R ERA: 2.03										0	0	0	0	0	0	0											
Inning Stats	R: 0 E: 0 K: 2 S: 14	H: 1 LOB: 1 BB: 0 P: 16	R: 0 E: 0 K: 1 S: 8	H: 0 LOB: 0 BB: 0 P: 11	R: 0 E: 0 K: 1 S: 13	H: 1 LOB: 0 BB: 0 P: 19	R: 0 E: 0 K: 1 S: 16	H: 0 LOB: 3 BB: 3 P: 31	R: 0 E: 0 K: 0 S: 4	H: 0 LOB: 0 BB: 0 P: 7	R: 0 E: 0 K: 1 S: 7	H: 0 LOB: 0 BB: 0 P: 10	R: 0 E: 0 K: 0 S: 10	H: 0 LOB: 0 BB: 0 P: 11	R: 0 E: 0 K: 0 S: 10	H: 2 LOB: 2 BB: 1 P: 14	R: 2 E: 0 K: 1 S: 12	H: 2 LOB: 0 BB: 0 P: 20	1B: 5 2B: 0 3B: 0 HR: 1	SF: 0 SAC: 1 DP: 0 HBP: 0	WP: 1 PB: 0 CS: 1	PA: 36					
PITCHER	IP	WLS	BF	H	R	ER	SO	BB	IBB	HBP	BLK	WP	HR	S	P	ERA	WHIP										
37 Stephen Strasburg, R ERA: 3.28	(1, 1)	7.0	25	2	0	0	6	3	0	0	0	1	0	72	105	0.00	0.714										
33 Matt Grace, L ERA: 4.5	(8, 1)	0.2	4	2	0	0	0	1	0	0	0	0	0	6	10	0.00	4.500										
56 Joe Blanton, R ERA: 8.1	(8, 1)	0.1	1	0	0	0	0	0	0	0	0	0	0	4	4	0.00	0.000										
36 Sammy Solis, L ERA: 9.0	(9, 1)	0.2	H	3	1	1	1	0	0	0	0	0	0	8	14	13.50	1.500										
43 Matt Albers, R ERA: 2.03	(9, 1)	0.1	W	2	1	1	1	0	0	0	0	0	1	4	6	27.00	3.000										

New York Mets @ Washington Nationals
 Nationals Park, Washington, DC
 Mon Jul 03 2017, 6:08 PM - 9:22 PM EDT
 Att: 41,681 - Partly Cloudy - 90 F


AB 30
 R 2
 H 6
 RBI 2
 BB 4
 SO 7
 LOB 9



Batter	1	2	3	4	5	6	7	8	9	AB	R	H	RBI	BB	SO	LOB	BOTTOM										
8 Brian Goodwin, L OBP: 0.338, SLG: 0.513										3	0	1	0	0	1	0	New York Mets @ Washington Nationals Nationals Park, Washington, DC Mon Jul 03 2017, 6:08 PM - 9:22 PM EDT Att: 41,681 - Partly Cloudy - 90 F										
18 Ryan Raburn, R OBP: 0.341, SLG: 0.436										1	1	1	1	1	0	0											
3 Michael Taylor, R OBP: 0.321, SLG: 0.519										3	1	1	2	1	1	0											
34 Bryce Harper, L OBP: 0.425, SLG: 0.598										3	0	1	0	1	1	2											
11 Ryan Zimmerman, R OBP: 0.373, SLG: 0.610										4	0	0	0	0	0	4											
6 Anthony Rendon, R OBP: 0.398, SLG: 0.549										4	0	1	0	0	1	1											
32 Matt Wieters, S OBP: 0.297, SLG: 0.384										3	1	0	0	1	0	1											
1 Wilmer Difo, S OBP: 0.266, SLG: 0.273										3	0	1	0	1	0	1											
5 Adrián Sánchez, R ERA: 3.21										3	0	0	0	0	0	2											
10 Stephen Drew, L OBP: 0.357, SLG: 0.443										0	0	0	0	1	0	0											
37 Stephen Strasburg, R ERA: 3.28	(1, 1)	7.0	26	4	0	0	4	2	0	0	0	1	0	69	112	0.00	0.857										
39 Jerry Blevins, L ERA: 3.21	(8, 1)	0.1	4	1	2	2	0	2	0	0	0	0	1	8	20	54.00	9.000										
51 Paul Sewald, R ERA: 4.46	(8, 1)	1.0	L	4	0	1	1	0	1	0	0	0	0	10	20	9.00	1.000										
66 Josh Edgin, L ERA: 3.69	(9, 1)	0.1	2	0	0	0	0	1	0	0	0	0	0	2	6	0.00	3.000										
59 Fernando Salas, R ERA: 6.31	(9, 1)	0.0	1	1	0	0	0	0	0	0	0	0	0	1	2	∞	∞										
Inning Stats	R: 0 E: 0 K: 1 S: 11	H: 1 LOB: 1 BB: 1 P: 21	R: 0 E: 1 K: 0 S: 11	H: 1 LOB: 2 BB: 0 P: 16	R: 0 E: 1 K: 1 S: 11	H: 1 LOB: 1 BB: 0 P: 16	R: 0 E: 0 K: 0 S: 11	H: 1 LOB: 1 BB: 1 P: 19	R: 0 E: 0 K: 1 S: 9	H: 0 LOB: 0 BB: 0 P: 13	R: 0 E: 0 K: 1 S: 9	H: 0 LOB: 0 BB: 0 P: 15	R: 0 E: 0 K: 0 S: 7	H: 0 LOB: 0 BB: 0 P: 12	R: 2 E: 0 K: 0 S: 15	H: 1 LOB: 1 BB: 2 P: 32	R: 1 E: 0 K: 0 S: 6	H: 1 LOB: 2 BB: 2 P: 16	1B: 5 2B: 0 3B: 0 HR: 1	SF: 0 SAC: 0 DP: 2 HBP: 0	WP: 0 PB: 1 CS: 0	PA: 37					
PITCHER	IP	WLS	BF	H	R	ER	SO	BB	IBB	HBP	BLK	WP	HR	S	P	ERA	WHIP										
32 Steven Matz, L ERA: 2.12	(1, 1)	7.0	26	4	0	0	4	2	0	0	0	1	0	69	112	0.00	0.857										
39 Jerry Blevins, L ERA: 3.21	(8, 1)	0.1	4	1	2	2	0	2	0	0	0	0	1	8	20	54.00	9.000										
51 Paul Sewald, R ERA: 4.46	(8, 1)	1.0	L	4	0	1	1	0	1	0	0	0	0	10	20	9.00	1.000										
66 Josh Edgin, L ERA: 3.69	(9, 1)	0.1	2	0	0	0	0	1	0	0	0	0	0	2	6	0.00	3.000										
59 Fernando Salas, R ERA: 6.31	(9, 1)	0.0	1	1	0	0	0	0	0	0	0	0	0	1	2	∞	∞										

New York Mets @ Washington Nationals
 Nationals Park, Washington, DC
 Mon Jul 03 2017, 6:08 PM - 9:22 PM EDT
 Att: 41,681 - Partly Cloudy - 90 F

AB 31
 R 3
 H 6
 RBI 3
 BB 6
 SO 4
 LOB 15



Batter	1	2	3	4	5	6	7	8	9	AB	R	H	RBI	BB	SO	LOB	TOP						
8 Brian Goodwin, L (1.8) OBP: 0.321, SLG: 0.486										5	1	1	0	0	3	0							
1 Wilmer Difo, S (1.6) OBP: 0.321, SLG: 0.313										5	1	1	0	0	0	1							
34 Bryce Harper, L (1.9) OBP: 0.434, SLG: 0.608										4	3	2	3	1	1	0							
11 Ryan Zimmerman, R (1.3) OBP: 0.372, SLG: 0.590										3	0	0	0	1	1	2							
10 Stephen Drew, L (1.4) OBP: 0.322, SLG: 0.410										4	0	1	1	0	1	1							
6 Anthony Rendon, R (1.5) OBP: 0.411, SLG: 0.557										3	0	2	1	1	1	0							
32 Matt Wieters, S (1.2) OBP: 0.301, SLG: 0.385										3	0	2	0	1	0	2							
14 Chris Heisey, R (1.7) OBP: 0.167, SLG: 0.211										4	0	0	0	0	2	5							
47 Gio González, R (1.1) OBP: 0.163, SLG: 0.122										4	0	0	0	0	2	1							
43 Matt Albers, L (9.1)										0	0	0	0	0	0	0							
33 Matt Grace, L (9.1)										0	0	0	0	0	0	0							
Inning Stats	R: 2 E: 0 K: 1 S: 15	H: 3 LOB: 2 BB: 1 P: 28	R: 0 E: 0 K: 2 S: 10	H: 0 LOB: 0 BB: 0 P: 12	R: 2 E: 0 K: 0 S: 21	H: 3 LOB: 2 BB: 1 P: 31	R: 0 E: 0 K: 1 S: 7	H: 0 LOB: 0 BB: 0 P: 9	R: 1 E: 0 K: 0 S: 14	H: 2 LOB: 2 BB: 2 P: 27	R: 0 E: 0 K: 2 S: 9	H: 0 LOB: 0 BB: 0 P: 14	R: 0 E: 0 K: 2 S: 9	H: 0 LOB: 0 BB: 0 P: 15	R: 0 E: 0 K: 2 S: 11	H: 1 LOB: 1 BB: 0 P: 16	R: 0 E: 0 K: 1 S: 6	H: 0 LOB: 0 BB: 0 P: 8	1B: 4 2B: 3 3B: 0 HR: 2	SF: 0 SAC: 0 DP: 0 HBP: 0	WP: 0 PB: 0 SB: 0 CS: 0	PA: 39	
PITCHER	IP WLS BF H R ER SO BB IBB HBP BLK WP HR S P ERA WHIP	IP WLS BF H R ER SO BB IBB HBP BLK WP HR S P ERA WHIP	IP WLS BF H R ER SO BB IBB HBP BLK WP HR S P ERA WHIP	IP WLS BF H R ER SO BB IBB HBP BLK WP HR S P ERA WHIP	IP WLS BF H R ER SO BB IBB HBP BLK WP HR S P ERA WHIP	IP WLS BF H R ER SO BB IBB HBP BLK WP HR S P ERA WHIP	IP WLS BF H R ER SO BB IBB HBP BLK WP HR S P ERA WHIP	IP WLS BF H R ER SO BB IBB HBP BLK WP HR S P ERA WHIP	IP WLS BF H R ER SO BB IBB HBP BLK WP HR S P ERA WHIP	IP WLS BF H R ER SO BB IBB HBP BLK WP HR S P ERA WHIP	IP WLS BF H R ER SO BB IBB HBP BLK WP HR S P ERA WHIP	IP WLS BF H R ER SO BB IBB HBP BLK WP HR S P ERA WHIP	IP WLS BF H R ER SO BB IBB HBP BLK WP HR S P ERA WHIP	IP WLS BF H R ER SO BB IBB HBP BLK WP HR S P ERA WHIP	IP WLS BF H R ER SO BB IBB HBP BLK WP HR S P ERA WHIP	IP WLS BF H R ER SO BB IBB HBP BLK WP HR S P ERA WHIP	IP WLS BF H R ER SO BB IBB HBP BLK WP HR S P ERA WHIP	IP WLS BF H R ER SO BB IBB HBP BLK WP HR S P ERA WHIP	IP WLS BF H R ER SO BB IBB HBP BLK WP HR S P ERA WHIP	IP WLS BF H R ER SO BB IBB HBP BLK WP HR S P ERA WHIP	IP WLS BF H R ER SO BB IBB HBP BLK WP HR S P ERA WHIP	IP WLS BF H R ER SO BB IBB HBP BLK WP HR S P ERA WHIP	IP WLS BF H R ER SO BB IBB HBP BLK WP HR S P ERA WHIP

Washington Nationals @ Cincinnati Reds
Great American Ball Park, Cincinnati, OH
Fri Jul 14, 2017, 7:11 PM - 10:06 PM EDT
Att: 28,916 - Partly Cloudy - 87 F

AB 35
R 5
H 9
RBI 5
BB 4
SO 11
LOB 12



Batter	1	2	3	4	5	6	7	8	9	AB	R	H	RBI	BB	SO	LOB	BOTTOM							
6 Billy Hamilton, S (1.8) OBP: 0.296, SLG: 0.320										4	0	1	0	0	1	1								
2 Zack Cozart, R (1.6) OBP: 0.389, SLG: 0.538										4	0	0	0	0	0	2								
19 Joey Votto, L (1.3) OBP: 0.425, SLG: 0.625										3	0	0	0	1	0	0								
23 Adam Duvall, R (1.7) OBP: 0.323, SLG: 0.559										4	0	2	0	0	1	1								
7 Eugenio Suárez, R (1.5) OBP: 0.360, SLG: 0.436										3	0	1	0	1	1	0								
43 Scott Schebler, L (1.9) OBP: 0.326, SLG: 0.525										4	0	1	0	0	2	4								
9 José Peraza, R (1.4) OBP: 0.277, SLG: 0.333										4	0	1	0	0	0	3								
16 Tucker Barnhart, L (1.2) OBP: 0.335, SLG: 0.398										4	0	1	0	0	0	4								
46 Tim Adleman, R (1.1) OBP: 0.285, SLG: 0.125										1	0	0	0	0	1	0								
63 Ariel Hernández, R (5.1) ERA: 1.46										0	0	0	0	0	0	0								
3 Patrick Kivlehan, R (5.1) ERA: 1.91										0	0	0	0	0	0	0								
65 Asher Wojciechowski, R (8.1) ERA: 2.72										0	0	0	0	0	0	0								
31 Drew Storen, S (9.1) ERA: 2.58										0	0	0	0	0	0	0								
Inning Stats	R: 0 E: 0 K: 0 S: 9	H: 1 LOB: 1 BB: 1 P: 18	R: 0 E: 0 K: 1 S: 10	H: 1 LOB: 1 BB: 0 P: 14	R: 0 E: 0 K: 1 S: 6	H: 0 LOB: 0 BB: 0 P: 9	R: 0 E: 0 K: 1 S: 14	H: 1 LOB: 2 BB: 1 P: 23	R: 0 E: 0 K: 2 S: 9	H: 0 LOB: 0 BB: 0 P: 13	R: 0 E: 0 K: 1 S: 9	H: 0 LOB: 0 BB: 0 P: 13	R: 0 E: 0 K: 0 S: 8	H: 0 LOB: 0 BB: 0 P: 11	R: 0 E: 0 K: 0 S: 7	H: 1 LOB: 1 BB: 0 P: 8	R: 0 E: 0 K: 1 S: 15	H: 3 LOB: 3 BB: 0 P: 23	1B: 6 2B: 1 3B: 0 HR: 0	SF: 0 SAC: 0 DP: 1 HBP: 0	WP: 0 PB: 0 SB: 1 CS: 0	PA: 35		
PITCHER	IP WLS BF H R ER SO BB IBB HBP BLK WP HR S P ERA WHIP	IP WLS BF H R ER SO BB IBB HBP BLK WP HR S P ERA WHIP	IP WLS BF H R ER SO BB IBB HBP BLK WP HR S P ERA WHIP	IP WLS BF H R ER SO BB IBB HBP BLK WP HR S P ERA WHIP	IP WLS BF H R ER SO BB IBB HBP BLK WP HR S P ERA WHIP	IP WLS BF H R ER SO BB IBB HBP BLK WP HR S P ERA WHIP	IP WLS BF H R ER SO BB IBB HBP BLK WP HR S P ERA WHIP	IP WLS BF H R ER SO BB IBB HBP BLK WP HR S P ERA WHIP	IP WLS BF H R ER SO BB IBB HBP BLK WP HR S P ERA WHIP	IP WLS BF H R ER SO BB IBB HBP BLK WP HR S P ERA WHIP	IP WLS BF H R ER SO BB IBB HBP BLK WP HR S P ERA WHIP	IP WLS BF H R ER SO BB IBB HBP BLK WP HR S P ERA WHIP	IP WLS BF H R ER SO BB IBB HBP BLK WP HR S P ERA WHIP	IP WLS BF H R ER SO BB IBB HBP BLK WP HR S P ERA WHIP	IP WLS BF H R ER SO BB IBB HBP BLK WP HR S P ERA WHIP	IP WLS BF H R ER SO BB IBB HBP BLK WP HR S P ERA WHIP	IP WLS BF H R ER SO BB IBB HBP BLK WP HR S P ERA WHIP	IP WLS BF H R ER SO BB IBB HBP BLK WP HR S P ERA WHIP	IP WLS BF H R ER SO BB IBB HBP BLK WP HR S P ERA WHIP	IP WLS BF H R ER SO BB IBB HBP BLK WP HR S P ERA WHIP	IP WLS BF H R ER SO BB IBB HBP BLK WP HR S P ERA WHIP	IP WLS BF H R ER SO BB IBB HBP BLK WP HR S P ERA WHIP	IP WLS BF H R ER SO BB IBB HBP BLK WP HR S P ERA WHIP	IP WLS BF H R ER SO BB IBB HBP BLK WP HR S P ERA WHIP

Washington Nationals @ Cincinnati Reds
Great American Ball Park, Cincinnati, OH
Fri Jul 14, 2017, 7:11 PM - 10:06 PM EDT
Att: 28,916 - Partly Cloudy - 87 F

AB 33
R 0
H 7
RBI 0
BB 2
SO 7
LOB 16



Batter	1	2	3	4	5	6	7	8	9	AB	R	H	RBI	BB	SO	LOB	TOP					
8 Brian Goodwin, L (1,8) OBP: 0.318, SLG: 0.460	L5	HBP		P4		F8	K		G4-3	5	0	0	0	0	1	0						
1 Wilmer Difo, S (1,6) OBP: 0.336, SLG: 0.325	E7	G3				K				5	3	3	1	1	1	2						
34 Bryce Harper, L (1,9) OBP: 0.434, SLG: 0.604	K	P6								4	2	1	0	2	1	4						
20 Daniel Murphy, L (1,4) OBP: 0.400, SLG: 0.595										4	2	3	5	0	0	1						
72 Enny Romero, R (7,1)										0	0	0	0	0	0	0						
10 Stephen Drew, L (8,PH) OBP: 0.315, SLG: 0.398										1	0	0	0	0	0	2						
6 Anthony Rendon, R (1,5) OBP: 0.419, SLG: 0.589										5	2	2	2	0	0	2						
56 Joe Blanton, R (8,1)										0	0	0	0	0	0	0						
62 Trevor Gott, R (9,1)										0	0	0	0	0	0	0						
26 Adam Lind, L (1,3) OBP: 0.373, SLG: 0.544										5	2	3	3	0	0	1						
14 Chris Heisey, R (1,7) OBP: 0.212, SLG: 0.270										5	2	3	1	0	2	1						
59 Jose Lobaton, S (1,2) OBP: 0.202, SLG: 0.267										5	1	1	2	0	2	3						
57 Tanner Roark, R (1,1) OBP: 0.152, SLG: 0.156										3	0	1	0	0	2	0						
5 Adrián Sánchez, R (7,PH) OBP: 0.091, SLG: 0.091										2	0	0	0	0	2	0						
Inning Stats	R: 2 H: 2 E: 1 K: 1 S: 11	H: 2 LOB: 0 BB: 0 P: 17	R: 2 H: 3 E: 0 K: 1 S: 16	H: 3 LOB: 2 BB: 24	R: 0 H: 1 E: 0 K: 1 S: 8	H: 1 LOB: 0 BB: 13	R: 0 H: 0 E: 0 K: 2 S: 10	H: 0 LOB: 0 BB: 16	R: 5 H: 3 E: 0 K: 2 S: 21	H: 3 LOB: 0 BB: 2 P: 32	R: 0 H: 0 E: 0 K: 1 S: 13	H: 0 LOB: 1 BB: 1 P: 25	R: 3 H: 3 E: 0 K: 2 S: 16	H: 3 LOB: 0 BB: 0 P: 23	R: 2 H: 4 E: 0 K: 0 S: 13	H: 4 LOB: 2 BB: 0 P: 22	R: 0 H: 1 E: 0 K: 1 S: 8	H: 1 LOB: 0 BB: 0 P: 9	1B: 9 2B: 3 3B: 0 HR: 5	SF: 0 SAC: 0 DP: 0 HBP: 1	WP: 0 PA: 48 PB: 0 CS: 1	
PITCHER	IP WLS BF H R ER SO BB IBB HBP BLK WP HR S P ERA WHIP	IP WLS BF H R ER SO BB IBB HBP BLK WP HR S P ERA WHIP	IP WLS BF H R ER SO BB IBB HBP BLK WP HR S P ERA WHIP	IP WLS BF H R ER SO BB IBB HBP BLK WP HR S P ERA WHIP	IP WLS BF H R ER SO BB IBB HBP BLK WP HR S P ERA WHIP	IP WLS BF H R ER SO BB IBB HBP BLK WP HR S P ERA WHIP	IP WLS BF H R ER SO BB IBB HBP BLK WP HR S P ERA WHIP	IP WLS BF H R ER SO BB IBB HBP BLK WP HR S P ERA WHIP	IP WLS BF H R ER SO BB IBB HBP BLK WP HR S P ERA WHIP	IP WLS BF H R ER SO BB IBB HBP BLK WP HR S P ERA WHIP	IP WLS BF H R ER SO BB IBB HBP BLK WP HR S P ERA WHIP	IP WLS BF H R ER SO BB IBB HBP BLK WP HR S P ERA WHIP	IP WLS BF H R ER SO BB IBB HBP BLK WP HR S P ERA WHIP	IP WLS BF H R ER SO BB IBB HBP BLK WP HR S P ERA WHIP	IP WLS BF H R ER SO BB IBB HBP BLK WP HR S P ERA WHIP	IP WLS BF H R ER SO BB IBB HBP BLK WP HR S P ERA WHIP	IP WLS BF H R ER SO BB IBB HBP BLK WP HR S P ERA WHIP	IP WLS BF H R ER SO BB IBB HBP BLK WP HR S P ERA WHIP	IP WLS BF H R ER SO BB IBB HBP BLK WP HR S P ERA WHIP	IP WLS BF H R ER SO BB IBB HBP BLK WP HR S P ERA WHIP	IP WLS BF H R ER SO BB IBB HBP BLK WP HR S P ERA WHIP	IP WLS BF H R ER SO BB IBB HBP BLK WP HR S P ERA WHIP

Washington Nationals @ Cincinnati Reds
Great American Ball Park, Cincinnati, OH
Sun Jul 16 2017, 1:11 PM - 4:41 PM EDT
Att: 25,712 - Partly Cloudy - 82 F

AB 44
R 14
H 17
RBI 14
BB 3
SO 11
LOB 16



Batter	1	2	3	4	5	6	7	8	9	AB	R	H	RBI	BB	SO	LOB	BOTTOM					
6 Billy Hamilton, S (1,8) OBP: 0.301, SLG: 0.328	K				L8					5	2	2	0	0	2	1						
33 Jesse Winker, L (1,9) OBP: 0.368, SLG: 0.375										2	1	1	0	3	0	1						
19 Joey Votto, L (1,3) OBP: 0.423, SLG: 0.617										2	0	0	0	2	0	4						
3 Patrick Kivlehan, R (8,3) OBP: 0.296, SLG: 0.392										1	0	0	0	0	0	1						
23 Adam Duval, R (1,7) OBP: 0.322, SLG: 0.550										5	0	1	1	0	1	7						
4 Scooter Gennett, L (1,4) OBP: 0.364, SLG: 0.606										5	0	2	3	0	1	5						
7 Eugenio Suárez, R (1,5) OBP: 0.357, SLG: 0.428										4	0	0	0	0	2	6						
9 José Peraza, R (1,6) OBP: 0.276, SLG: 0.331										4	0	1	0	0	1	0						
16 Tucker Barnhart, L (1,2) OBP: 0.329, SLG: 0.389										4	0	0	0	0	2	1						
32 Stuart Turner, R (9,2) OBP: 0.256, SLG: 0.286										0	0	0	0	0	0	0						
34 Homer Bailey, R (1,1) OBP: 0.286, SLG: 0.426										2	1	0	0	0	1	0						
63 Ariel Hernández, R (5,1)										0	0	0	0	0	0	0						
30 Arismendy Alcántara, S (8,PH) OBP: 0.376, SLG: 0.559										1	0	0	0	0	0	0						
31 Drew Storen, S (7,1)										0	0	0	0	0	0	0						
52 Tony Cingrani, L (8,1)										0	0	0	0	0	0	0						
43 Scott Schebler, R (8,PH) OBP: 0.370, SLG: 0.535										1	0	0	0	0	1	1						
36 Blake Wood, R (9,1)										0	0	0	0	0	0	0						
Inning Stats	R: 0 H: 1 E: 0 K: 1 S: 16	H: 0 LOB: 0 BB: 0 P: 11	R: 0 H: 0 E: 0 K: 1 S: 8	H: 0 LOB: 0 BB: 0	R: 2 H: 1 E: 2 K: 1 S: 11	H: 1 LOB: 2 BB: 1 P: 17	R: 0 H: 0 E: 0 K: 0 S: 3	H: 0 LOB: 0 BB: 0 P: 5	R: 1 H: 2 E: 0 K: 0 S: 17	H: 2 LOB: 2 BB: 1 P: 27	R: 0 H: 0 E: 0 K: 2 S: 10	H: 0 LOB: 0 BB: 0 P: 16	R: 1 H: 2 E: 0 K: 2 S: 17	H: 2 LOB: 1 BB: 1 P: 26	R: 0 H: 1 E: 0 K: 3 S: 14	H: 1 LOB: 0 BB: 0 P: 21	R: 0 H: 0 E: 0 K: 1 S: 12	H: 0 LOB: 1 BB: 1 P: 19	1B: 7 2B: 0 3B: 0 HR: 0	SF: 0 SAC: 0 DP: 0 HBP: 0	WP: 0 PA: 41 PB: 0 CS: 0	
PITCHER	IP WLS BF H R ER SO BB IBB HBP BLK WP HR S P ERA WHIP	IP WLS BF H R ER SO BB IBB HBP BLK WP HR S P ERA WHIP	IP WLS BF H R ER SO BB IBB HBP BLK WP HR S P ERA WHIP	IP WLS BF H R ER SO BB IBB HBP BLK WP HR S P ERA WHIP	IP WLS BF H R ER SO BB IBB HBP BLK WP HR S P ERA WHIP	IP WLS BF H R ER SO BB IBB HBP BLK WP HR S P ERA WHIP	IP WLS BF H R ER SO BB IBB HBP BLK WP HR S P ERA WHIP	IP WLS BF H R ER SO BB IBB HBP BLK WP HR S P ERA WHIP	IP WLS BF H R ER SO BB IBB HBP BLK WP HR S P ERA WHIP	IP WLS BF H R ER SO BB IBB HBP BLK WP HR S P ERA WHIP	IP WLS BF H R ER SO BB IBB HBP BLK WP HR S P ERA WHIP	IP WLS BF H R ER SO BB IBB HBP BLK WP HR S P ERA WHIP	IP WLS BF H R ER SO BB IBB HBP BLK WP HR S P ERA WHIP	IP WLS BF H R ER SO BB IBB HBP BLK WP HR S P ERA WHIP	IP WLS BF H R ER SO BB IBB HBP BLK WP HR S P ERA WHIP	IP WLS BF H R ER SO BB IBB HBP BLK WP HR S P ERA WHIP	IP WLS BF H R ER SO BB IBB HBP BLK WP HR S P ERA WHIP	IP WLS BF H R ER SO BB IBB HBP BLK WP HR S P ERA WHIP	IP WLS BF H R ER SO BB IBB HBP BLK WP HR S P ERA WHIP	IP WLS BF H R ER SO BB IBB HBP BLK WP HR S P ERA WHIP	IP WLS BF H R ER SO BB IBB HBP BLK WP HR S P ERA WHIP	IP WLS BF H R ER SO BB IBB HBP BLK WP HR S P ERA WHIP

Washington Nationals @ Cincinnati Reds
Great American Ball Park, Cincinnati, OH
Sun Jul 16 2017, 1:11 PM - 4:41 PM EDT
Att: 25,712 - Partly Cloudy - 82 F

AB 36
R 4
H 7
RBI 4
BB 5
SO 11
LOB 27



Batter	1	2	3	4	5	6	7	8	9	AB	R	H	RBI	BB	SO	LOB	TOP										
8 Brian Goodwin, L (1.8) OBP: 0.320, SLG: 0.484										5	2	2	1	0	0	2											
10 Stephen Drew, L (1.6) OBP: 0.309, SLG: 0.386										5	1	1	0	0	1	1											
34 Bryce Harper, L (1.9) OBP: 0.436, SLG: 0.612										4	1	2	3	1	1	0											
11 Ryan Zimmerman, R (1.3) OBP: 0.373, SLG: 0.592										5	1	3	1	0	0	1											
20 Daniel Murphy, L (1.4) OBP: 0.397, SLG: 0.588										4	1	0	0	1	3	3											
6 Anthony Rendon, R (1.5) OBP: 0.373, SLG: 0.589										2	0	1	0	2	1	1											
32 Matt Wieters, S (1.2) OBP: 0.295, SLG: 0.377										3	0	0	1	0	0	3											
18 Ryan Raburn, R (1.7) OBP: 0.339, SLG: 0.491										4	0	1	0	0	1	1											
37 Stephen Strasburg, R (1.1) OBP: 0.150, SLG: 0.205										3	0	0	0	0	1	2											
26 Adam Lind, L (8. PH) OBP: 0.379, SLG: 0.548										1	0	1	0	0	0	0											
56 Joe Blanton, R (8.1) OBP: 0.379, SLG: 0.548										0	0	0	0	0	0	0											
33 Matt Grace, L (9.1) OBP: 0.379, SLG: 0.548										0	0	0	0	0	0	0											
Inning Stats	R: 5 E: 0 K: 0 S: 18	H: 5 LOB: 1 BB: 1 P: 33	R: 0 E: 0 K: 0 S: 5	H: 0 LOB: 0 BB: 0 P: 7	R: 0 E: 0 K: 1 S: 8	H: 0 LOB: 1 BB: 1 P: 19	R: 0 E: 0 K: 1 S: 8	H: 1 LOB: 0 BB: 0 P: 14	R: 0 E: 0 K: 1 S: 8	H: 0 LOB: 2 BB: 2 P: 16	R: 1 E: 0 K: 1 S: 10	H: 1 LOB: 0 BB: 0 P: 14	R: 0 E: 0 K: 1 S: 12	H: 2 LOB: 1 BB: 0 P: 20	R: 0 E: 0 K: 1 S: 14	H: 1 LOB: 1 BB: 0 P: 19	R: 0 E: 0 K: 2 S: 15	H: 1 LOB: 1 BB: 0 P: 20	1B: 6 2B: 1 3B: 1 HR: 3	SF: 1 FC: 0 DP: 0 HBP: 0	WP: 0 PB: 0 SB: 0 CS: 0	PA: 41					
PITCHER	IP WLS BF H R ER SO BB IBB HBP BLK WP HR S P ERA WHIP	IP WLS BF H R ER SO BB IBB HBP BLK WP HR S P ERA WHIP	IP WLS BF H R ER SO BB IBB HBP BLK WP HR S P ERA WHIP	IP WLS BF H R ER SO BB IBB HBP BLK WP HR S P ERA WHIP	IP WLS BF H R ER SO BB IBB HBP BLK WP HR S P ERA WHIP	IP WLS BF H R ER SO BB IBB HBP BLK WP HR S P ERA WHIP	IP WLS BF H R ER SO BB IBB HBP BLK WP HR S P ERA WHIP	IP WLS BF H R ER SO BB IBB HBP BLK WP HR S P ERA WHIP	IP WLS BF H R ER SO BB IBB HBP BLK WP HR S P ERA WHIP	IP WLS BF H R ER SO BB IBB HBP BLK WP HR S P ERA WHIP	IP WLS BF H R ER SO BB IBB HBP BLK WP HR S P ERA WHIP	IP WLS BF H R ER SO BB IBB HBP BLK WP HR S P ERA WHIP	IP WLS BF H R ER SO BB IBB HBP BLK WP HR S P ERA WHIP	IP WLS BF H R ER SO BB IBB HBP BLK WP HR S P ERA WHIP	IP WLS BF H R ER SO BB IBB HBP BLK WP HR S P ERA WHIP	IP WLS BF H R ER SO BB IBB HBP BLK WP HR S P ERA WHIP	IP WLS BF H R ER SO BB IBB HBP BLK WP HR S P ERA WHIP	IP WLS BF H R ER SO BB IBB HBP BLK WP HR S P ERA WHIP	IP WLS BF H R ER SO BB IBB HBP BLK WP HR S P ERA WHIP	IP WLS BF H R ER SO BB IBB HBP BLK WP HR S P ERA WHIP	IP WLS BF H R ER SO BB IBB HBP BLK WP HR S P ERA WHIP	IP WLS BF H R ER SO BB IBB HBP BLK WP HR S P ERA WHIP	IP WLS BF H R ER SO BB IBB HBP BLK WP HR S P ERA WHIP	IP WLS BF H R ER SO BB IBB HBP BLK WP HR S P ERA WHIP			
37 Scott Feldman, R (1.1) ERA: 4.34	1.0 L 9 5 5 5 0 1 0 0 0 0 0 2 18 33 45.00 6.000	1.0 L 9 5 5 5 0 1 0 0 0 0 0 2 18 33 45.00 6.000	1.0 L 9 5 5 5 0 1 0 0 0 0 0 2 18 33 45.00 6.000	1.0 L 9 5 5 5 0 1 0 0 0 0 0 2 18 33 45.00 6.000	1.0 L 9 5 5 5 0 1 0 0 0 0 0 2 18 33 45.00 6.000	1.0 L 9 5 5 5 0 1 0 0 0 0 0 2 18 33 45.00 6.000	1.0 L 9 5 5 5 0 1 0 0 0 0 0 2 18 33 45.00 6.000	1.0 L 9 5 5 5 0 1 0 0 0 0 0 2 18 33 45.00 6.000	1.0 L 9 5 5 5 0 1 0 0 0 0 0 2 18 33 45.00 6.000	1.0 L 9 5 5 5 0 1 0 0 0 0 0 2 18 33 45.00 6.000	1.0 L 9 5 5 5 0 1 0 0 0 0 0 2 18 33 45.00 6.000	1.0 L 9 5 5 5 0 1 0 0 0 0 0 2 18 33 45.00 6.000	1.0 L 9 5 5 5 0 1 0 0 0 0 0 2 18 33 45.00 6.000	1.0 L 9 5 5 5 0 1 0 0 0 0 0 2 18 33 45.00 6.000	1.0 L 9 5 5 5 0 1 0 0 0 0 0 2 18 33 45.00 6.000	1.0 L 9 5 5 5 0 1 0 0 0 0 0 2 18 33 45.00 6.000	1.0 L 9 5 5 5 0 1 0 0 0 0 0 2 18 33 45.00 6.000	1.0 L 9 5 5 5 0 1 0 0 0 0 0 2 18 33 45.00 6.000	1.0 L 9 5 5 5 0 1 0 0 0 0 0 2 18 33 45.00 6.000	1.0 L 9 5 5 5 0 1 0 0 0 0 0 2 18 33 45.00 6.000	1.0 L 9 5 5 5 0 1 0 0 0 0 0 2 18 33 45.00 6.000	1.0 L 9 5 5 5 0 1 0 0 0 0 0 2 18 33 45.00 6.000	1.0 L 9 5 5 5 0 1 0 0 0 0 0 2 18 33 45.00 6.000	1.0 L 9 5 5 5 0 1 0 0 0 0 0 2 18 33 45.00 6.000			
65 Asher Wojciechowski, R (2.1) ERA: 5.22	5.0 20 2 1 1 4 3 0 0 0 0 0 1 39 70 1.80 1.000	5.0 20 2 1 1 4 3 0 0 0 0 0 1 39 70 1.80 1.000	5.0 20 2 1 1 4 3 0 0 0 0 0 1 39 70 1.80 1.000	5.0 20 2 1 1 4 3 0 0 0 0 0 1 39 70 1.80 1.000	5.0 20 2 1 1 4 3 0 0 0 0 0 1 39 70 1.80 1.000	5.0 20 2 1 1 4 3 0 0 0 0 0 1 39 70 1.80 1.000	5.0 20 2 1 1 4 3 0 0 0 0 0 1 39 70 1.80 1.000	5.0 20 2 1 1 4 3 0 0 0 0 0 1 39 70 1.80 1.000	5.0 20 2 1 1 4 3 0 0 0 0 0 1 39 70 1.80 1.000	5.0 20 2 1 1 4 3 0 0 0 0 0 1 39 70 1.80 1.000	5.0 20 2 1 1 4 3 0 0 0 0 0 1 39 70 1.80 1.000	5.0 20 2 1 1 4 3 0 0 0 0 0 1 39 70 1.80 1.000	5.0 20 2 1 1 4 3 0 0 0 0 0 1 39 70 1.80 1.000	5.0 20 2 1 1 4 3 0 0 0 0 0 1 39 70 1.80 1.000	5.0 20 2 1 1 4 3 0 0 0 0 0 1 39 70 1.80 1.000	5.0 20 2 1 1 4 3 0 0 0 0 0 1 39 70 1.80 1.000	5.0 20 2 1 1 4 3 0 0 0 0 0 1 39 70 1.80 1.000	5.0 20 2 1 1 4 3 0 0 0 0 0 1 39 70 1.80 1.000	5.0 20 2 1 1 4 3 0 0 0 0 0 1 39 70 1.80 1.000	5.0 20 2 1 1 4 3 0 0 0 0 0 1 39 70 1.80 1.000	5.0 20 2 1 1 4 3 0 0 0 0 0 1 39 70 1.80 1.000	5.0 20 2 1 1 4 3 0 0 0 0 0 1 39 70 1.80 1.000	5.0 20 2 1 1 4 3 0 0 0 0 0 1 39 70 1.80 1.000	5.0 20 2 1 1 4 3 0 0 0 0 0 1 39 70 1.80 1.000			
53 Wandy Peralta, L (7.1) ERA: 2.95	1.0 4 2 0 0 1 4 0 0 0 0 0 0 12 20 0.00 2.000	1.0 4 2 0 0 1 4 0 0 0 0 0 0 12 20 0.00 2.000	1.0 4 2 0 0 1 4 0 0 0 0 0 0 12 20 0.00 2.000	1.0 4 2 0 0 1 4 0 0 0 0 0 0 12 20 0.00 2.000	1.0 4 2 0 0 1 4 0 0 0 0 0 0 12 20 0.00 2.000	1.0 4 2 0 0 1 4 0 0 0 0 0 0 12 20 0.00 2.000	1.0 4 2 0 0 1 4 0 0 0 0 0 0 12 20 0.00 2.000	1.0 4 2 0 0 1 4 0 0 0 0 0 0 12 20 0.00 2.000	1.0 4 2 0 0 1 4 0 0 0 0 0 0 12 20 0.00 2.000	1.0 4 2 0 0 1 4 0 0 0 0 0 0 12 20 0.00 2.000	1.0 4 2 0 0 1 4 0 0 0 0 0 0 12 20 0.00 2.000	1.0 4 2 0 0 1 4 0 0 0 0 0 0 12 20 0.00 2.000	1.0 4 2 0 0 1 4 0 0 0 0 0 0 12 20 0.00 2.000	1.0 4 2 0 0 1 4 0 0 0 0 0 0 12 20 0.00 2.000	1.0 4 2 0 0 1 4 0 0 0 0 0 0 12 20 0.00 2.000	1.0 4 2 0 0 1 4 0 0 0 0 0 0 12 20 0.00 2.000	1.0 4 2 0 0 1 4 0 0 0 0 0 0 12 20 0.00 2.000	1.0 4 2 0 0 1 4 0 0 0 0 0 0 12 20 0.00 2.000	1.0 4 2 0 0 1 4 0 0 0 0 0 0 12 20 0.00 2.000	1.0 4 2 0 0 1 4 0 0 0 0 0 0 12 20 0.00 2.000	1.0 4 2 0 0 1 4 0 0 0 0 0 0 12 20 0.00 2.000	1.0 4 2 0 0 1 4 0 0 0 0 0 0 12 20 0.00 2.000	1.0 4 2 0 0 1 4 0 0 0 0 0 0 12 20 0.00 2.000	1.0 4 2 0 0 1 4 0 0 0 0 0 0 12 20 0.00 2.000	1.0 4 2 0 0 1 4 0 0 0 0 0 0 12 20 0.00 2.000		
21 Michael Lorenzen, R (8.1) ERA: 3.99	1.0 4 1 0 0 1 0 0 0 0 0 0 0 14 19 0.00 1.000	1.0 4 1 0 0 1 0 0 0 0 0 0 0 14 19 0.00 1.000	1.0 4 1 0 0 1 0 0 0 0 0 0 0 14 19 0.00 1.000	1.0 4 1 0 0 1 0 0 0 0 0 0 0 14 19 0.00 1.000	1.0 4 1 0 0 1 0 0 0 0 0 0 0 14 19 0.00 1.000	1.0 4 1 0 0 1 0 0 0 0 0 0 0 14 19 0.00 1.000	1.0 4 1 0 0 1 0 0 0 0 0 0 0 14 19 0.00 1.000	1.0 4 1 0 0 1 0 0 0 0 0 0 0 14 19 0.00 1.000	1.0 4 1 0 0 1 0 0 0 0 0 0 0 14 19 0.00 1.000	1.0 4 1 0 0 1 0 0 0 0 0 0 0 14 19 0.00 1.000	1.0 4 1 0 0 1 0 0 0 0 0 0 0 14 19 0.00 1.000	1.0 4 1 0 0 1 0 0 0 0 0 0 0 14 19 0.00 1.000	1.0 4 1 0 0 1 0 0 0 0 0 0 0 14 19 0.00 1.000	1.0 4 1 0 0 1 0 0 0 0 0 0 0 14 19 0.00 1.000	1.0 4 1 0 0 1 0 0 0 0 0 0 0 14 19 0.00 1.000	1.0 4 1 0 0 1 0 0 0 0 0 0 0 14 19 0.00 1.000	1.0 4 1 0 0 1 0 0 0 0 0 0 0 14 19 0.00 1.000	1.0 4 1 0 0 1 0 0 0 0 0 0 0 14 19 0.00 1.000	1.0 4 1 0 0 1 0 0 0 0 0 0 0 14 19 0.00 1.000	1.0 4 1 0 0 1 0 0 0 0 0 0 0 14 19 0.00 1.000	1.0 4 1 0 0 1 0 0 0 0 0 0 0 14 19 0.00 1.000	1.0 4 1 0 0 1 0 0 0 0 0 0 0 14 19 0.00 1.000	1.0 4 1 0 0 1 0 0 0 0 0 0 0 14 19 0.00 1.000	1.0 4 1 0 0 1 0 0 0 0 0 0 0 14 19 0.00 1.000	1.0 4 1 0 0 1 0 0 0 0 0 0 0 14 19 0.00 1.000	1.0 4 1 0 0 1 0 0 0 0 0 0 0 14 19 0.00 1.000	
26 Raisel Iglesias, R (9.1) ERA: 1.61	1.0 4 1 0 0 2 0 0 0 0 0 0 0 15 20 0.00 1.000	1.0 4 1 0 0 2 0 0 0 0 0 0 0 15 20 0.00 1.000	1.0 4 1 0 0 2 0 0 0 0 0 0 0 15 20 0.00 1.000	1.0 4 1 0 0 2 0 0 0 0 0 0 0 15 20 0.00 1.000	1.0 4 1 0 0 2 0 0 0 0 0 0 0 15 20 0.00 1.000	1.0 4 1 0 0 2 0 0 0 0 0 0 0 15 20 0.00 1.000	1.0 4 1 0 0 2 0 0 0 0 0 0 0 15 20 0.00 1.000	1.0 4 1 0 0 2 0 0 0 0 0 0 0 15 20 0.00 1.000	1.0 4 1 0 0 2 0 0 0 0 0 0 0 15 20 0.00 1.000	1.0 4 1 0 0 2 0 0 0 0 0 0 0 15 20 0.00 1.000	1.0 4 1 0 0 2 0 0 0 0 0 0 0 15 20 0.00 1.000	1.0 4 1 0 0 2 0 0 0 0 0 0 0 15 20 0.00 1.000	1.0 4 1 0 0 2 0 0 0 0 0 0 0 15 20 0.00 1.000	1.0 4 1 0 0 2 0 0 0 0 0 0 0 15 20 0.00 1.000	1.0 4 1 0 0 2 0 0 0 0 0 0 0 15 20 0.00 1.000	1.0 4 1 0 0 2 0 0 0 0 0 0 0 15 20 0.00 1.000	1.0 4 1 0 0 2 0 0 0 0 0 0 0 15 20 0.00 1.000	1.0 4 1 0 0 2 0 0 0 0 0 0 0 15 20 0.00 1.000	1.0 4 1 0 0 2 0 0 0 0 0 0 0 15 20 0.00 1.000	1.0 4 1 0 0 2 0 0 0 0 0 0 0 15 20 0.00 1.000	1.0 4 1 0 0 2 0 0 0 0 0 0 0 15 20 0.00 1.000	1.0 4 1 0 0 2 0 0 0 0 0 0 0 15 20 0.00 1.000	1.0 4 1 0 0 2 0 0 0 0 0 0 0 15 20 0.00 1.000	1.0 4 1 0 0 2 0 0 0 0 0 0 0 15 20 0.00 1.000	1.0 4 1 0 0 2 0 0 0 0 0 0 0 15 20 0.00 1.000	1.0 4 1 0 0 2 0 0 0 0 0 0 0 15 20 0.00 1.000	1.0 4 1 0 0 2 0 0 0 0 0 0 0 15 20 0.00 1.000

Washington Nationals @ Cincinnati Reds
Great American Ball Park, Cincinnati, OH
Mon Jul 17 2017, 12:37 PM - 3:34 PM EDT
Att: 17,574 - Sunny - 85 F

AB	36
R	6
H	11
RBI	6
BB	4
SO	8
LOB	14



Batter	1	2	3	4	5	6	7	8	9	AB	R	H	RBI	BB	SO	LOB	BOTTOM
9 José Peraza, R (1.4) OBP: 0.276, SLG: 0.330										4	0	1	0	0	0	1	
2 Zack Cozart, R (1.6) OBP: 0.390, SLG: 0.529										3	0	0	0	1	2	2	
19 Joey Votto, L (1.3) OBP: 0.424, SLG: 0.612										4	0	1	0	0	1	2	
23 Adam Duvall, R (1.7) OBP: 0.322, SLG: 0.545										3	0	0	0	0	1	1	
4 Scooter Gennett, L (1.9) OBP: 0.358, SLG: 0.595										4	0	0	0	0	1	1	
7 Eugenio Suárez, R (1.5) OBP: 0.356, SLG: 0.437										3	1	1	1	0	1	1	
43 Scott Schebler, L (1.8) OBP: 0.321, SLG: 0.513										3	0	1	0	0	2	1	
16 Tucker Barnhart, L (1.2) OBP: 0.324, SLG: 0.383																	

Batter	1	2	3	4	5	6	7	8	9	AB	R	H	RBI	BB	SO	LOB	TOP				
8 Brian Goodwin, L (1,8) OBP: 0.311, SLG: 0.469	F7		G5-3		G3		F9		K	5	0	0	0	0	1	4					
1 Wilmer Difo, S (1,6) OBP: 0.324, SLG: 0.312	G6-3		L5				K		K	5	0	0	0	0	2	3					
34 Bryce Harper, L (1,9) OBP: 0.442, SLG: 0.632	HR		1B				1B		11 1B	4	2	4	1	0	0	0					
11 Ryan Zimmerman, R (1,3) OBP: 0.371, SLG: 0.588	F9				G5-3		K		6 1B	4	0	1	1	0	1	1					
20 Daniel Murphy, L (1,4) OBP: 0.393, SLG: 0.581		K			G3-1		G4-3		K	4	0	0	0	0	2	2					
6 Anthony Rendon, R (1,5) OBP: 0.424, SLG: 0.597	32 1B		F7				HR		G6-4-3	4	1	2	1	0	0	1					
26 Adam Lind, L (1,10) OBP: 0.388, SLG: 0.577		K					1B		8 1B	4	1	3	1	0	1	1					
32 Matt Wieters, S (1,2) OBP: 0.298, SLG: 0.379			L8				K		14 FC5-4	4	0	2	0	0	1	2					
14 Chris Heisey, R (1,7) OBP: 0.214, SLG: 0.258	F9								1 FC6-4	3	0	0	0	1	1	4					
Inning Stats	R: 1 E: 0 K: 0 S: 5	H: 1 LOB: 0 BB: 7	R: 0 E: 0 K: 2 S: 13	H: 2 LOB: 2 BB: 20	R: 0 E: 0 K: 0 S: 8	H: 1 LOB: 1 BB: 13	R: 0 E: 0 K: 1 S: 7	H: 0 LOB: 0 BB: 8	R: 0 E: 0 K: 1 S: 11	H: 1 LOB: 1 BB: 17	R: 1 E: 0 K: 2 S: 16	H: 2 LOB: 2 BB: 27	R: 1 E: 0 K: 1 S: 11	H: 2 LOB: 0 BB: 16	R: 1 E: 0 K: 1 S: 12	H: 2 LOB: 1 BB: 18	1B: 8 HR: 3	SF: 0 SAC: 0 DP: 1 HBP: 0	WP: 1 PB: 0 SB: 0 CS: 0	PA: 38	
PITCHER	IP	WLS	BF	H	R	ER	SO	BB	IBB	HBP	BLK	WP	HR	S	P	ERA	WHIP				
40 Jesse Chavez, R (1,1) ERA: 4.88	6.0		25	8	2	2	5	0	0	0	0	0	2	55	81	3.00	1.333				
53 Blake Parker, R (7,1) ERA: 2.41	1.0		4	0	0	0	2	1	0	0	0	1	0	10	19	0.00	1.000				
32 Cam Bedrosian, R (8,1) ERA: 2.5	1.0	L	4	2	1	1	1	0	0	0	0	0	0	11	16	9.00	2.000				
39 Keynan Middleton, R (9,1) ERA: 4.34	1.0		5	2	1	1	1	0	0	0	0	0	1	12	18	9.00	2.000				

Washington Nationals @ Los Angeles Angels
 Angel Stadium of Anaheim, Anaheim, CA
 Tue Jul 18 2017, 7:10 PM - 10:06 PM PDT
 Att: 43,345 - Clear - 81 F

livebaseballscorecards.com

AB 37
R 4
H 12
RBI 4
BB 1
SO 9
LOB 18



Batter	1	2	3	4	5	6	7	8	9	AB	R	H	RBI	BB	SO	LOB	BOTTOM				
9 Cameron Maybin, R (1,7) OBP: 0.342, SLG: 0.368	56 CS		G4-3				E6		FC6-4	1	0	1	0	0	0	0					
25 Ben Revere, L (2,7) OBP: 0.250, SLG: 0.302	1B						56 CS		27 G6-3	3	1	0	0	0	0	1					
56 Kole Calhoun, L (1,9) OBP: 0.321, SLG: 0.381	P6				K		K		2B	4	0	1	0	0	2	2					
27 Mike Trout, R (1,8) OBP: 0.453, SLG: 0.721	HR				P3				G6-3	4	1	1	2	0	0	1					
5 Albert Pujols, R (1,10) OBP: 0.284, SLG: 0.387	G6-3				G6-3				F7	4	0	0	0	0	0	1					
0 Yunel Escobar, R (1,5) OBP: 0.343, SLG: 0.408		L8					K			3	0	0	0	0	1	0					
2 Andrelton Simmons, R (1,6) OBP: 0.339, SLG: 0.438		L7					P5		F8	3	0	0	0	0	0	0					
18 Luis Valbuena, L (1,3) OBP: 0.263, SLG: 0.339		L4					P2		F7	3	0	0	0	0	0	0					
12 Martin Maldonado, R (1,2) OBP: 0.305, SLG: 0.409			G5-3				HR		K	3	1	1	1	0	1	0					
13 Nick Franklin, S (1,4) OBP: 0.270, SLG: 0.275							P3			2	0	0	0	0	0	0					
24 C.J. Cron, R (9,PH) OBP: 0.276, SLG: 0.333			G3						25 FC6-4	0	0	0	0	1	0	0					
Inning Stats	R: 1 E: 0 K: 0 S: 7	H: 2 LOB: 0 BB: 14	R: 0 E: 0 K: 0 S: 11	H: 0 LOB: 0 BB: 14	R: 0 E: 0 K: 1 S: 12	H: 0 LOB: 0 BB: 20	R: 0 E: 0 K: 1 S: 7	H: 0 LOB: 0 BB: 12	R: 1 E: 1 K: 1 S: 10	H: 1 LOB: 0 BB: 16	R: 0 E: 0 K: 0 S: 4	H: 0 LOB: 0 BB: 5	R: 0 E: 0 K: 1 S: 11	H: 0 LOB: 0 BB: 15	R: 1 E: 0 K: 0 S: 12	H: 1 LOB: 1 BB: 21	1B: 1 HR: 2	SF: 0 SAC: 0 DP: 0 HBP: 0	WP: 0 PB: 0 SB: 0 CS: 2	PA: 31	
PITCHER	IP	WLS	BF	H	R	ER	SO	BB	IBB	HBP	BLK	WP	HR	S	P	ERA	WHIP				
40 Edwin Jackson, R (1,1) ERA: 4.5	7.0		23	3	2	2	3	0	0	0	0	0	2	57	91	2.57	0.429				
44 Ryan Madson, R (8,1) ERA: 2.01	1.0	H	3	0	0	0	1	0	0	0	0	0	0	11	15	0.00	0.000				
62 Sean Doolittle, L (9,1) ERA: 3.63	1.0	S	5	1	1	1	0	1	0	0	0	0	0	12	21	9.00	2.000				

Washington Nationals @ Los Angeles Angels
 Angel Stadium of Anaheim, Anaheim, CA
 Tue Jul 18 2017, 7:10 PM - 10:06 PM PDT
 Att: 43,345 - Clear - 81 F

livebaseballscorecards.com

AB 30
R 3
H 4
RBI 3
BB 1
SO 4
LOB 5



Batter	1	2	3	4	5	6	7	8	9	AB	R	H	RBI	BB	SO	LOB	TOP				
8 Brian Goodwin, L (1.8) OBP: 0.310, SLG: 0.470	L8			G3		2B			K	4	0	1	0	0	1	0	Washington Nationals @ Los Angeles Angels Angel Stadium of Anaheim, Anaheim, CA Wed Jul 19 2017, 7:08 PM - 9:56 PM PDT Att: 41,065 - Partly Cloudy - 79 F livebaseballscorecards.com				
18 Ryan Raburn, R (1.7) OBP: 0.317, SLG: 0.458	L9			G6-3		K			K	4	0	0	0	0	2	1					
20 Daniel Murphy, L (1.4) OBP: 0.390, SLG: 0.576	L9			F7						3	0	0	0	0	0	0					
11 Ryan Zimmerman, R (1.3) OBP: 0.368, SLG: 0.582			G6-3		K				G6-3	3	0	0	0	0	1	0					
26 Adam Lind, L (1.10) OBP: 0.380, SLG: 0.564		K			G3				G3	3	0	0	0	0	1	0					
6 Anthony Rendon, R (1.5) OBP: 0.423, SLG: 0.593										2	0	0	0	1	1	0					
32 Matt Wieters, S (1.2) OBP: 0.295, SLG: 0.375										3	0	0	0	0	1	1					
10 Stephen Drew, L (1.6) OBP: 0.300, SLG: 0.374										3	0	0	0	0	1	0					
14 Chris Heisey, R (1.9) OBP: 0.205, SLG: 0.246										3	0	0	0	0	1	0					
										3	0	0	0	0	1	0					
Inning Stats	R: 0 H: 0 E: 0 K: 0 S: 7	H: 0 LOB: 0 BB: 0 P: 11	R: 0 H: 0 E: 0 K: 2 S: 8	H: 0 LOB: 0 BB: 0 P: 12	R: 0 H: 0 E: 0 K: 2 S: 9	H: 0 LOB: 0 BB: 0 P: 13	R: 0 H: 0 E: 0 K: 0 S: 5	H: 0 LOB: 0 BB: 0 P: 10	R: 0 H: 0 E: 0 K: 1 S: 7	H: 0 LOB: 1 BB: 0 P: 14	R: 0 H: 1 E: 0 K: 2 S: 8	H: 0 LOB: 1 BB: 0 P: 13	R: 0 H: 0 E: 0 K: 0 S: 11	H: 0 LOB: 0 BB: 0 P: 20	R: 0 H: 0 E: 0 K: 2 S: 9	H: 0 LOB: 0 BB: 0 P: 13	1B: 0 2B: 1 3B: 0 HR: 0	SF: 0 SAC: 0 DP: 0 HBP: 0	WP: 0 PB: 0 SB: 0 CS: 0	PA: 29	
PITCHER	IP	WLS	BF	H	R	ER	SO	BB	IBB	HBP	BLK	WP	HR	S	P	ERA	WHIP				
23 Alex Meyer, R (1.1) ERA: 3.74	7.0	W	23	1	0	0	7	1	0	0	0	0	0	52	88	0.00	0.286				
33 David Hernandez, R (8.1) ERA: 2.56	1.0		3	0	0	0	0	0	0	0	0	0	0	11	20	0.00	0.000				
48 Jose Alvarez, L (9.1) ERA: 5.06	1.0		3	0	0	0	2	0	0	0	0	0	0	9	13	0.00	0.000				

Batter	1	2	3	4	5	6	7	8	9	AB	R	H	RBI	BB	SO	LOB	BOTTOM				
0 Yunel Escobar, R (1.5) OBP: 0.344, SLG: 0.407	27 BB 5 1B	G5-3			G6-3				G5-3	5	2	2	1	0	0	2	Washington Nationals @ Los Angeles Angels Angel Stadium of Anaheim, Anaheim, CA Wed Jul 19 2017, 7:08 PM - 9:56 PM PDT Att: 41,065 - Partly Cloudy - 79 F livebaseballscorecards.com				
27 Mike Trout, R (1.8) OBP: 0.454, SLG: 0.731	5 1B 2 SF8 BB		K		F8				27 HR 1-H	3	2	1	2	1	1	0					
5 Albert Pujols, R (1.10) OBP: 0.286, SLG: 0.386	12 FC6-4 1B		K						G6-3	3	1	1	1	1	1	0					
24 C.J. Cron, R (1.3) OBP: 0.283, SLG: 0.362	K									4	1	2	2	0	2	2					
2 Andrelton Simmons, R (1.6) OBP: 0.338, SLG: 0.434	SF8				G5-3					2	0	0	1	1	0	1					
12 Martin Maldonado, R (1.2) OBP: 0.304, SLG: 0.404	FC6-4				P3					3	0	0	0	1	1	2					
17 Shane Robinson, R (1.9) OBP: 0.188, SLG: 0.133	F7				F9				F9	4	0	0	0	0	0	1					
7 Cliff Pennington, S (1.4) OBP: 0.318, SLG: 0.296					F9					4	0	2	0	0	1	1					
25 Ben Revere, L (1.7) OBP: 0.250, SLG: 0.301	F8				G4-3				L8	4	1	1	0	0	0	2					
										4	1	1	0	0	0	2					
Inning Stats	R: 2 H: 2 E: 0 K: 1 S: 18	H: 1 LOB: 1 BB: 1 P: 28	R: 0 H: 1 E: 0 K: 0 S: 8	H: 1 LOB: 0 BB: 0 P: 18	R: 0 H: 1 E: 0 K: 2 S: 12	H: 1 LOB: 1 BB: 0 P: 17	R: 0 H: 0 E: 0 K: 0 S: 7	H: 0 LOB: 0 BB: 0 P: 10	R: 0 H: 0 E: 0 K: 0 S: 8	H: 0 LOB: 0 BB: 0 P: 14	R: 2 H: 1 E: 0 K: 1 S: 11	H: 1 LOB: 1 BB: 2 P: 25	R: 3 H: 3 E: 0 K: 2 S: 17	H: 3 LOB: 1 BB: 1 P: 29	R: 0 H: 1 E: 0 K: 0 S: 6	H: 1 LOB: 1 BB: 0 P: 11	1B: 7 2B: 0 3B: 0 HR: 2	SF: 1 SAC: 0 DP: 0 HBP: 0	WP: 0 PB: 0 SB: 1 CS: 0	PA: 37	
PITCHER	IP	WLS	BF	H	R	ER	SO	BB	IBB	HBP	BLK	WP	HR	S	P	ERA	WHIP				
47 Gio González, L (1.1) ERA: 2.83	5.2	L	25	5	4	4	3	3	0	0	0	0	1	61	107	6.35	1.412				
56 Joe Blanton, R (6.1) ERA: 7.77	0.1		4	3	3	3	1	0	0	0	0	0	1	10	16	81.00	9.000				
43 Matt Albers, R (7.1) ERA: 1.85	1.0		4	0	0	0	2	1	0	0	0	0	0	10	18	0.00	1.000				
72 Enny Romero, L (8.1) ERA: 3.59	1.0		4	1	0	0	0	0	0	0	0	0	0	6	11	0.00	1.000				

Batter	1	2	3	4	5	6	7	8	9	AB	R	H	RBI	BB	SO	LOB	TOP							
8 Brian Goodwin, L (1.8) OBP: 0.302, SLG: 0.456										5	0	0	1	0	2	1								
18 Ryan Raburn, R (1.7) OBP: 0.309, SLG: 0.438										5	0	1	1	0	3	0								
34 Bryce Harper, L (1.9) OBP: 0.444, SLG: 0.632										3	1	1	0	2	1	1								
11 Ryan Zimmerman, R (1.3) OBP: 0.364, SLG: 0.575										4	0	0	0	0	2	3								
20 Daniel Murphy, L (1.4) OBP: 0.394, SLG: 0.583										4	1	3	1	0	1	0								
6 Anthony Rendon, R (1.5) OBP: 0.421, SLG: 0.588										3	1	0	0	1	1	2								
32 Matt Wieters, S (1.2) OBP: 0.298, SLG: 0.384										4	1	2	0	0	2	2								
40 Edwin Jackson, R (8. PR)										0	0	0	0	0	0	0								
44 Ryan Madson, L (8.1)										0	0	0	0	0	0	0								
72 Enny Romero, R (9.1)										0	0	0	0	0	0	0								
1 Wilmer Difo, S (1.6) OBP: 0.329, SLG: 0.313										3	1	1	2	1	0	1								
31 Max Scherzer, R (11.1) OBP: 0.426, SLG: 0.627										1	0	0	0	0	0	0								
14 Chris Herrmann, L (8. PH)										1	0	0	0	0	0	2								
56 Jose Blanton, R (8.1)										0	0	0	0	0	0	0								
33 Matt Grace, L (8.1)										0	0	0	0	0	0	0								
10 Stephen Drew, L (8. PH)										1	0	0	0	0	0	2								
59 Jose Lobaton, S (8.2) OBP: 0.330, SLG: 0.327										0	0	0	0	0	0	0								
Inning Stats	R: 0 E: 0 K: 2 S: 7	H: 0 LOB: 1 BB: 1 P: 17	R: 0 E: 0 K: 2 S: 9	H: 0 LOB: 0 BB: 0 P: 15	R: 0 E: 0 K: 0 S: 7	H: 0 LOB: 0 BB: 0 P: 11	R: 1 E: 0 K: 3 S: 12	H: 2 LOB: 1 BB: 1 P: 16	R: 2 E: 0 K: 1 S: 11	H: 2 LOB: 1 BB: 1 P: 19	R: 1 E: 0 K: 2 S: 12	H: 2 LOB: 2 BB: 1 P: 22	R: 0 E: 0 K: 1 S: 10	H: 0 LOB: 1 BB: 1 P: 18	R: 1 E: 0 K: 0 S: 9	H: 2 LOB: 2 BB: 0 P: 18	R: 0 E: 0 K: 1 S: 8	H: 0 LOB: 0 BB: 0 P: 12	1B: 3 2B: 5 3B: 0 HR: 0	SF: 0 SAC: 1 DP: 0 HBP: 0	WP: 0 PB: 0 SB: 0 CS: 0	PA: 39		
PITCHER	IP WLS BF H R ER SO BB IBB HBP BLK WP HR S P ERA WHIP	IP WLS BF H R ER SO BB IBB HBP BLK WP HR S P ERA WHIP	IP WLS BF H R ER SO BB IBB HBP BLK WP HR S P ERA WHIP	IP WLS BF H R ER SO BB IBB HBP BLK WP HR S P ERA WHIP	IP WLS BF H R ER SO BB IBB HBP BLK WP HR S P ERA WHIP	IP WLS BF H R ER SO BB IBB HBP BLK WP HR S P ERA WHIP	IP WLS BF H R ER SO BB IBB HBP BLK WP HR S P ERA WHIP	IP WLS BF H R ER SO BB IBB HBP BLK WP HR S P ERA WHIP	IP WLS BF H R ER SO BB IBB HBP BLK WP HR S P ERA WHIP	IP WLS BF H R ER SO BB IBB HBP BLK WP HR S P ERA WHIP	IP WLS BF H R ER SO BB IBB HBP BLK WP HR S P ERA WHIP	IP WLS BF H R ER SO BB IBB HBP BLK WP HR S P ERA WHIP	IP WLS BF H R ER SO BB IBB HBP BLK WP HR S P ERA WHIP	IP WLS BF H R ER SO BB IBB HBP BLK WP HR S P ERA WHIP	IP WLS BF H R ER SO BB IBB HBP BLK WP HR S P ERA WHIP	IP WLS BF H R ER SO BB IBB HBP BLK WP HR S P ERA WHIP	IP WLS BF H R ER SO BB IBB HBP BLK WP HR S P ERA WHIP	IP WLS BF H R ER SO BB IBB HBP BLK WP HR S P ERA WHIP	IP WLS BF H R ER SO BB IBB HBP BLK WP HR S P ERA WHIP	IP WLS BF H R ER SO BB IBB HBP BLK WP HR S P ERA WHIP	IP WLS BF H R ER SO BB IBB HBP BLK WP HR S P ERA WHIP	IP WLS BF H R ER SO BB IBB HBP BLK WP HR S P ERA WHIP	IP WLS BF H R ER SO BB IBB HBP BLK WP HR S P ERA WHIP	IP WLS BF H R ER SO BB IBB HBP BLK WP HR S P ERA WHIP

Washington Nationals @ Arizona Diamondbacks
Chase Field, Phoenix, AZ
Fri Jul 21 2017, 6:41 PM - 10:03 PM MST
Att: 37,858 - Roof Closed - 80 F

AB	34
R	5
H	8
RBI	5
BB	4
SO	12
LOB	14



Batter	1	2	3	4	5	6	7	8	9	AB	R	H	RBI	BB	SO	LOB	BOTTOM							
6 David Peralta, L (1.9) OBP: 0.373, SLG: 0.500										5	1	3	1	0	1	2								
11 AJ Pollock, R (1.8) OBP: 0.341, SLG: 0.477										5	3	3	1	0	0	2								
22 Jake Lamb, L (1.5) OBP: 0.373, SLG: 0.560										3	1	2	2	2	1	0								
44 Paul Goldschmidt, R (1.3) OBP: 0.427, SLG: 0.565										4	1	1	0	1	2	3								
3 Daniel Descalso, L (1.7) OBP: 0.342, SLG: 0.412										4	0	0	0	0	3	2								
5 Gregor Blanco, L (8.7) OBP: 0.331, SLG: 0.404										1	0	0	0	0	0	3								
27 Brandon Drury, R (1.4) OBP: 0.330, SLG: 0.445										4	0	1	1	1	2	0								
4 Ketel Marte, S (1.6) OBP: 0.293, SLG: 0.444										4	0	1	0	0	1	2								
2 Jeff Mathis, R (1.2) OBP: 0.243, SLG: 0.322										3	0	1	1	1	2	0								
52 Zack Godley, R (11.1) OBP: 0.446, SLG: 0.692										2	0	0	0	0	2	2								
40 Andrew Chafin, R (8.1) ERA: 1.97										0	0	0	0	0	0	0								
25 Archie Bradley, R (7.1) ERA: 1.6										0	0	0	0	0	0	0								
29 Jorge De La Rosa, L (8.1) ERA: 4.29										0	0	0	0	0	0	0								
56 Fernando Rodney, R (9.1) ERA: 5.23										0	0	0	0	0	0	0								
Inning Stats	R: 4 E: 0 K: 2 S: 22	H: 5 LOB: 2 BB: 1 P: 37	R: 1 E: 0 K: 2 S: 13	H: 2 LOB: 1 BB: 0 P: 18	R: 0 E: 0 K: 1 S: 8	H: 0 LOB: 0 BB: 0 P: 11	R: 0 E: 0 K: 1 S: 11	H: 1 LOB: 2 BB: 1 P: 19	R: 0 E: 0 K: 3 S: 9	H: 0 LOB: 0 BB: 0 P: 13	R: 0 E: 0 K: 1 S: 12	H: 1 LOB: 1 BB: 0 P: 22	R: 0 E: 0 K: 3 S: 9	H: 0 LOB: 0 BB: 0 P: 15	R: 0 E: 0 K: 2 S: 11	H: 1 LOB: 2 BB: 1 P: 21	R: 1 E: 0 K: 0 S: 7	H: 2 LOB: 3 BB: 2 P: 11	1B: 4 2B: 4 3B: 1 HR: 3	SF: 0 SAC: 0 DP: 0 HBP: 0	WP: 0 PB: 0 SB: 0 CS: 0	PA: 42		
PITCHER	IP WLS BF H R ER SO BB IBB HBP BLK WP HR S P ERA WHIP	IP WLS BF H R ER SO BB IBB HBP BLK WP HR S P ERA WHIP	IP WLS BF H R ER SO BB IBB HBP BLK WP HR S P ERA WHIP	IP WLS BF H R ER SO BB IBB HBP BLK WP HR S P ERA WHIP	IP WLS BF H R ER SO BB IBB HBP BLK WP HR S P ERA WHIP	IP WLS BF H R ER SO BB IBB HBP BLK WP HR S P ERA WHIP	IP WLS BF H R ER SO BB IBB HBP BLK WP HR S P ERA WHIP	IP WLS BF H R ER SO BB IBB HBP BLK WP HR S P ERA WHIP	IP WLS BF H R ER SO BB IBB HBP BLK WP HR S P ERA WHIP	IP WLS BF H R ER SO BB IBB HBP BLK WP HR S P ERA WHIP	IP WLS BF H R ER SO BB IBB HBP BLK WP HR S P ERA WHIP	IP WLS BF H R ER SO BB IBB HBP BLK WP HR S P ERA WHIP	IP WLS BF H R ER SO BB IBB HBP BLK WP HR S P ERA WHIP	IP WLS BF H R ER SO BB IBB HBP BLK WP HR S P ERA WHIP	IP WLS BF H R ER SO BB IBB HBP BLK WP HR S P ERA WHIP	IP WLS BF H R ER SO BB IBB HBP BLK WP HR S P ERA WHIP	IP WLS BF H R ER SO BB IBB HBP BLK WP HR S P ERA WHIP	IP WLS BF H R ER SO BB IBB HBP BLK WP HR S P ERA WHIP	IP WLS BF H R ER SO BB IBB HBP BLK WP HR S P ERA WHIP	IP WLS BF H R ER SO BB IBB HBP BLK WP HR S P ERA WHIP	IP WLS BF H R ER SO BB IBB HBP BLK WP HR S P ERA WHIP	IP WLS BF H R ER SO BB IBB HBP BLK WP HR S P ERA WHIP	IP WLS BF H R ER SO BB IBB HBP BLK WP HR S P ERA WHIP	IP WLS BF H R ER SO BB IBB HBP BLK WP HR S P ERA WHIP

Washington Nationals @ Arizona Diamondbacks
Chase Field, Phoenix, AZ
Fri Jul 21 2017, 6:41 PM - 10:03 PM MST
Att: 37,858 - Roof Closed - 80 F

AB	37
R	6
H	12
RBI	6
BB	5
SO	15
LOB	18



Batter	1	2	3	4	5	6	7	8	9	AB	R	H	RBI	BB	SO	LOB	TOP			
8 Brian Goodwin, L (1,8) OBP: 0.312, SLG: 0.478										4	1	1	1	1	1	0	Washington Nationals @ Arizona Diamondbacks Chase Field, Phoenix, AZ Sun Jul 23 2017, 1:12 PM - 4:49 PM MST Att: 32,720 - Roof Closed - 77 F			
1 Wilmer Difo, S (1,7) OBP: 0.331, SLG: 0.338										4	2	2	1	0	0	0				
43 Matt Albers, L (7,1)										0	0	0	0	0	0	0				
26 Adam Lind, L (9,PH) OBP: 0.384, SLG: 0.567										5	1	1	0	0	1	2				
62 Sean Doolittle, L (9,1)										0	0	0	0	0	0	0				
34 Bryce Harper, L (1,9) OBP: 0.441, SLG: 0.634										5	1	1	0	0	1	2				
11 Ryan Zimmerman, R (1,3) OBP: 0.361, SLG: 0.572										3	1	0	1	0	0	0				
20 Daniel Murphy, L (1,4) OBP: 0.393, SLG: 0.577										3	1	1	0	1	0	0				
6 Anthony Rendon, R (1,5) OBP: 0.284, SLG: 0.581										3	0	1	1	1	0	0				
5 Adrián Sánchez, R (1,6) OBP: 0.071, SLG: 0.071										3	0	0	1	0	1	4				
72 Enny Romero, R (6,1)										0	0	0	0	0	0	0				
10 Stephen Drew, L (7,6) OBP: 0.294, SLG: 0.366										1	0	0	0	0	0	0				
59 Jose Lobaton, S (1,2) OBP: 0.214, SLG: 0.278										4	0	2	1	0	1	2				
37 Stephen Strasburg, R (1,1) OBP: 0.146, SLG: 0.200										1	0	0	0	0	0	2				
33 Matt Grace, L (3,1)										1	0	0	0	0	1	0				
56 Joe Blanton, R (5,1)										0	0	0	0	0	0	0				
45 Andrew Stevenson, L (6,PH) (6,7)										2	0	0	0	0	1	1				
Inning Stats	R: 4 H: 5 E: 0 K: 1 S: 23	WLS: 2 BF: 1 LOB: 39	R: 0 H: 0 E: 0 K: 1 S: 8	R: 0 H: 0 E: 0 K: 1 S: 14	R: 1 H: 1 E: 1 K: 0 S: 13	R: 0 H: 1 E: 0 K: 2 S: 11	R: 0 H: 0 E: 0 K: 0 S: 5	R: 0 H: 1 E: 0 K: 0 S: 6	R: 1 H: 1 E: 0 K: 0 S: 7	R: 0 H: 0 E: 0 K: 0 S: 6	R: 0 H: 1 E: 0 K: 2 S: 18	R: 0 H: 2 E: 0 K: 1 S: 10	R: 0 H: 1 E: 0 K: 0 S: 13	R: 0 H: 0 E: 0 K: 0 S: 6	R: 0 H: 1 E: 0 K: 2 S: 18	1B: 7 2B: 0 3B: 0 HR: 2	SF: 1 SAC: 0 DP: 0 HBP: 0	WP: 0 PA: 39 ERA: 7.20 WHIP: 1.600		
PITCHER	IP: 5.0 WLS: L BF: 23 H: 6 R: 5 ER: 4 SO: 4	IP: 0.2 WLS: 3 BF: 1 H: 1 R: 0 ER: 0 SO: 0	IP: 1.1 WLS: 5 BF: 1 H: 1 R: 1 ER: 0 SO: 0	IP: 2.0 WLS: 8 BF: 1 H: 0 R: 0 ER: 0 SO: 2	IP: 0.0 WLS: 3 BF: 1 H: 0 R: 0 ER: 0 SO: 0	IP: 0.2 WLS: 3 BF: 1 H: 0 R: 0 ER: 0 SO: 0	IP: 0.2 WLS: 3 BF: 1 H: 0 R: 0 ER: 0 SO: 0	IP: 0.2 WLS: 3 BF: 1 H: 0 R: 0 ER: 0 SO: 0	IP: 0.2 WLS: 3 BF: 1 H: 0 R: 0 ER: 0 SO: 0	IP: 0.2 WLS: 3 BF: 1 H: 0 R: 0 ER: 0 SO: 0	IP: 0.2 WLS: 3 BF: 1 H: 0 R: 0 ER: 0 SO: 0	IP: 0.2 WLS: 3 BF: 1 H: 0 R: 0 ER: 0 SO: 0	IP: 0.2 WLS: 3 BF: 1 H: 0 R: 0 ER: 0 SO: 0	IP: 0.2 WLS: 3 BF: 1 H: 0 R: 0 ER: 0 SO: 0	IP: 0.2 WLS: 3 BF: 1 H: 0 R: 0 ER: 0 SO: 0	IP: 0.2 WLS: 3 BF: 1 H: 0 R: 0 ER: 0 SO: 0	IP: 0.2 WLS: 3 BF: 1 H: 0 R: 0 ER: 0 SO: 0	IP: 0.2 WLS: 3 BF: 1 H: 0 R: 0 ER: 0 SO: 0	IP: 0.2 WLS: 3 BF: 1 H: 0 R: 0 ER: 0 SO: 0	IP: 0.2 WLS: 3 BF: 1 H: 0 R: 0 ER: 0 SO: 0
38 Robbie Ray, L (1,1) ERA: 3.15	IP: 5.0 WLS: L BF: 23 H: 6 R: 5 ER: 4 SO: 4	IP: 0.2 WLS: 3 BF: 1 H: 1 R: 0 ER: 0 SO: 0	IP: 1.1 WLS: 5 BF: 1 H: 1 R: 1 ER: 0 SO: 0	IP: 2.0 WLS: 8 BF: 1 H: 0 R: 0 ER: 0 SO: 2	IP: 0.0 WLS: 3 BF: 1 H: 0 R: 0 ER: 0 SO: 0	IP: 0.2 WLS: 3 BF: 1 H: 0 R: 0 ER: 0 SO: 0	IP: 0.2 WLS: 3 BF: 1 H: 0 R: 0 ER: 0 SO: 0	IP: 0.2 WLS: 3 BF: 1 H: 0 R: 0 ER: 0 SO: 0	IP: 0.2 WLS: 3 BF: 1 H: 0 R: 0 ER: 0 SO: 0	IP: 0.2 WLS: 3 BF: 1 H: 0 R: 0 ER: 0 SO: 0	IP: 0.2 WLS: 3 BF: 1 H: 0 R: 0 ER: 0 SO: 0	IP: 0.2 WLS: 3 BF: 1 H: 0 R: 0 ER: 0 SO: 0	IP: 0.2 WLS: 3 BF: 1 H: 0 R: 0 ER: 0 SO: 0	IP: 0.2 WLS: 3 BF: 1 H: 0 R: 0 ER: 0 SO: 0	IP: 0.2 WLS: 3 BF: 1 H: 0 R: 0 ER: 0 SO: 0	IP: 0.2 WLS: 3 BF: 1 H: 0 R: 0 ER: 0 SO: 0	IP: 0.2 WLS: 3 BF: 1 H: 0 R: 0 ER: 0 SO: 0	IP: 0.2 WLS: 3 BF: 1 H: 0 R: 0 ER: 0 SO: 0	IP: 0.2 WLS: 3 BF: 1 H: 0 R: 0 ER: 0 SO: 0	
60 J.J. Hoover, R (6,1) ERA: 3.9	IP: 0.2 WLS: 3 BF: 1 H: 1 R: 0 ER: 0 SO: 0	IP: 1.1 WLS: 5 BF: 1 H: 1 R: 1 ER: 0 SO: 0	IP: 2.0 WLS: 8 BF: 1 H: 0 R: 0 ER: 0 SO: 2	IP: 0.0 WLS: 3 BF: 1 H: 0 R: 0 ER: 0 SO: 0	IP: 0.2 WLS: 3 BF: 1 H: 0 R: 0 ER: 0 SO: 0	IP: 0.2 WLS: 3 BF: 1 H: 0 R: 0 ER: 0 SO: 0	IP: 0.2 WLS: 3 BF: 1 H: 0 R: 0 ER: 0 SO: 0	IP: 0.2 WLS: 3 BF: 1 H: 0 R: 0 ER: 0 SO: 0	IP: 0.2 WLS: 3 BF: 1 H: 0 R: 0 ER: 0 SO: 0	IP: 0.2 WLS: 3 BF: 1 H: 0 R: 0 ER: 0 SO: 0	IP: 0.2 WLS: 3 BF: 1 H: 0 R: 0 ER: 0 SO: 0	IP: 0.2 WLS: 3 BF: 1 H: 0 R: 0 ER: 0 SO: 0	IP: 0.2 WLS: 3 BF: 1 H: 0 R: 0 ER: 0 SO: 0	IP: 0.2 WLS: 3 BF: 1 H: 0 R: 0 ER: 0 SO: 0	IP: 0.2 WLS: 3 BF: 1 H: 0 R: 0 ER: 0 SO: 0	IP: 0.2 WLS: 3 BF: 1 H: 0 R: 0 ER: 0 SO: 0	IP: 0.2 WLS: 3 BF: 1 H: 0 R: 0 ER: 0 SO: 0	IP: 0.2 WLS: 3 BF: 1 H: 0 R: 0 ER: 0 SO: 0	IP: 0.2 WLS: 3 BF: 1 H: 0 R: 0 ER: 0 SO: 0	
30 T.J. McFarland, L (6,1) ERA: 2.64	IP: 1.1 WLS: 5 BF: 1 H: 1 R: 1 ER: 0 SO: 0	IP: 2.0 WLS: 8 BF: 1 H: 0 R: 0 ER: 0 SO: 2	IP: 0.0 WLS: 3 BF: 1 H: 0 R: 0 ER: 0 SO: 0	IP: 0.2 WLS: 3 BF: 1 H: 0 R: 0 ER: 0 SO: 0	IP: 0.2 WLS: 3 BF: 1 H: 0 R: 0 ER: 0 SO: 0	IP: 0.2 WLS: 3 BF: 1 H: 0 R: 0 ER: 0 SO: 0	IP: 0.2 WLS: 3 BF: 1 H: 0 R: 0 ER: 0 SO: 0	IP: 0.2 WLS: 3 BF: 1 H: 0 R: 0 ER: 0 SO: 0	IP: 0.2 WLS: 3 BF: 1 H: 0 R: 0 ER: 0 SO: 0	IP: 0.2 WLS: 3 BF: 1 H: 0 R: 0 ER: 0 SO: 0	IP: 0.2 WLS: 3 BF: 1 H: 0 R: 0 ER: 0 SO: 0	IP: 0.2 WLS: 3 BF: 1 H: 0 R: 0 ER: 0 SO: 0	IP: 0.2 WLS: 3 BF: 1 H: 0 R: 0 ER: 0 SO: 0	IP: 0.2 WLS: 3 BF: 1 H: 0 R: 0 ER: 0 SO: 0	IP: 0.2 WLS: 3 BF: 1 H: 0 R: 0 ER: 0 SO: 0	IP: 0.2 WLS: 3 BF: 1 H: 0 R: 0 ER: 0 SO: 0	IP: 0.2 WLS: 3 BF: 1 H: 0 R: 0 ER: 0 SO: 0	IP: 0.2 WLS: 3 BF: 1 H: 0 R: 0 ER: 0 SO: 0	IP: 0.2 WLS: 3 BF: 1 H: 0 R: 0 ER: 0 SO: 0	
33 Jake Barrett, R (8,1) ERA: 1.13	IP: 2.0 WLS: 8 BF: 1 H: 0 R: 0 ER: 0 SO: 2	IP: 0.0 WLS: 3 BF: 1 H: 0 R: 0 ER: 0 SO: 0	IP: 0.2 WLS: 3 BF: 1 H: 0 R: 0 ER: 0 SO: 0	IP: 0.2 WLS: 3 BF: 1 H: 0 R: 0 ER: 0 SO: 0	IP: 0.2 WLS: 3 BF: 1 H: 0 R: 0 ER: 0 SO: 0	IP: 0.2 WLS: 3 BF: 1 H: 0 R: 0 ER: 0 SO: 0	IP: 0.2 WLS: 3 BF: 1 H: 0 R: 0 ER: 0 SO: 0	IP: 0.2 WLS: 3 BF: 1 H: 0 R: 0 ER: 0 SO: 0	IP: 0.2 WLS: 3 BF: 1 H: 0 R: 0 ER: 0 SO: 0	IP: 0.2 WLS: 3 BF: 1 H: 0 R: 0 ER: 0 SO: 0	IP: 0.2 WLS: 3 BF: 1 H: 0 R: 0 ER: 0 SO: 0	IP: 0.2 WLS: 3 BF: 1 H: 0 R: 0 ER: 0 SO: 0	IP: 0.2 WLS: 3 BF: 1 H: 0 R: 0 ER: 0 SO: 0	IP: 0.2 WLS: 3 BF: 1 H: 0 R: 0 ER: 0 SO: 0	IP: 0.2 WLS: 3 BF: 1 H: 0 R: 0 ER: 0 SO: 0	IP: 0.2 WLS: 3 BF: 1 H: 0 R: 0 ER: 0 SO: 0	IP: 0.2 WLS: 3 BF: 1 H: 0 R: 0 ER: 0 SO: 0	IP: 0.2 WLS: 3 BF: 1 H: 0 R: 0 ER: 0 SO: 0	IP: 0.2 WLS: 3 BF: 1 H: 0 R: 0 ER: 0 SO: 0	
Batter	1	2	3	4	5	6	7	8	9	AB	R	H	RBI	BB	SO	LOB	BOTTOM			
3 Daniel Descalso, L (1,7) OBP: 0.348, SLG: 0.406										3	1	1	0	2	1	4	Washington Nationals @ Arizona Diamondbacks Chase Field, Phoenix, AZ Sun Jul 23 2017, 1:12 PM - 4:49 PM MST Att: 32,720 - Roof Closed - 77 F			
4 Ketel Marte, S (1,5) OBP: 0.280, SLG: 0.378										5	0	1	1	0	2	2				
6 David Peralta, L (1,9) OBP: 0.366, SLG: 0.489										5	0	1	1	0	0	2				
44 Paul Goldschmidt, R (1,3) OBP: 0.425, SLG: 0.560										3	0	0	0	2	3	3				
16 Chris Owings, R (1,6) OBP: 0.309, SLG: 0.453										3	0	0	0	0	0	4				
30 T.J. McFarland, L (6,1)										0	0	0	0	0	0	0				
28 J.D. Martinez, R (7,PH) OBP: 0.387, SLG: 0.624										0	0	0	0	1	0	0				
33 Jake Barrett, R (8,1) ERA: 1.1																				

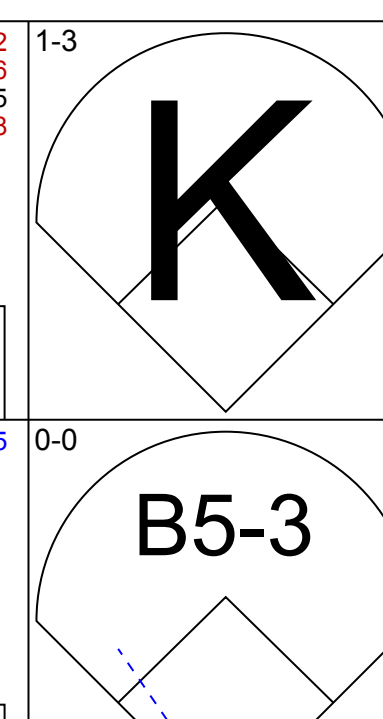
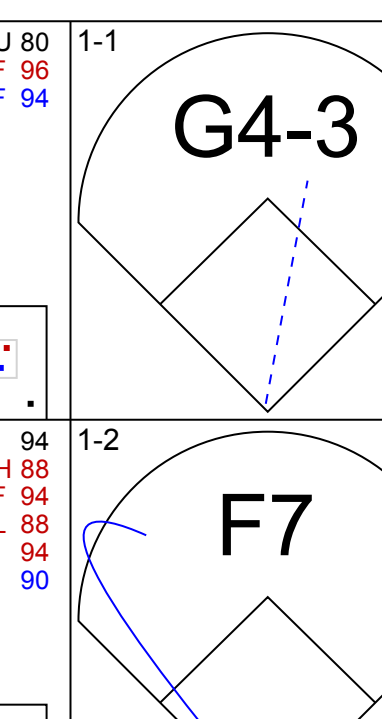
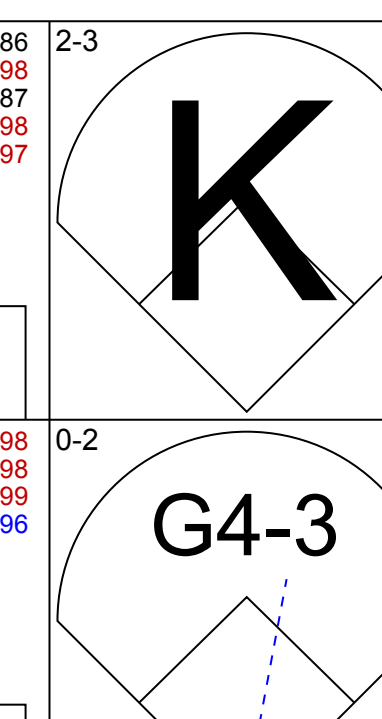
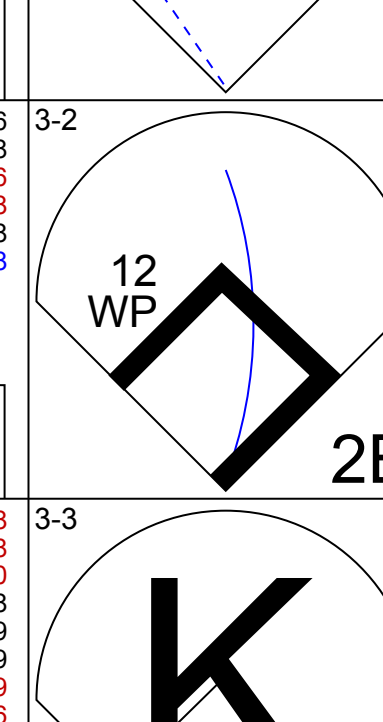



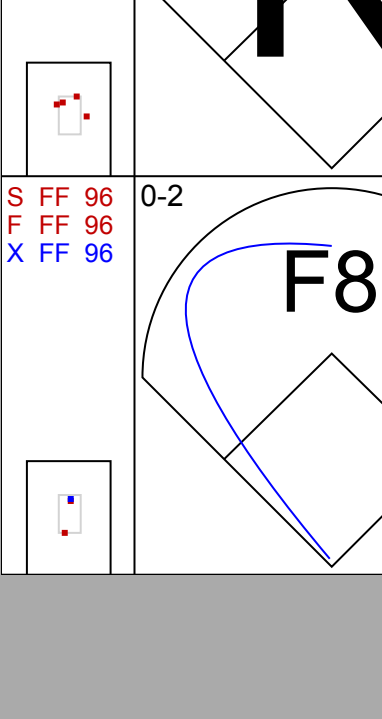


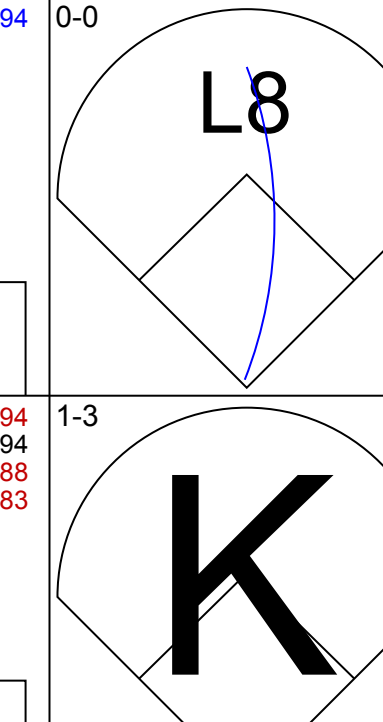


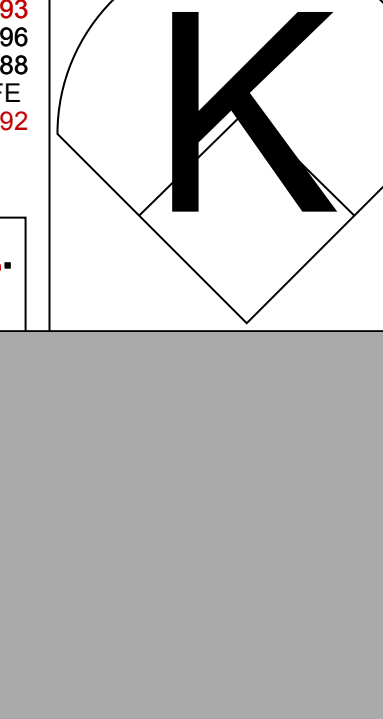
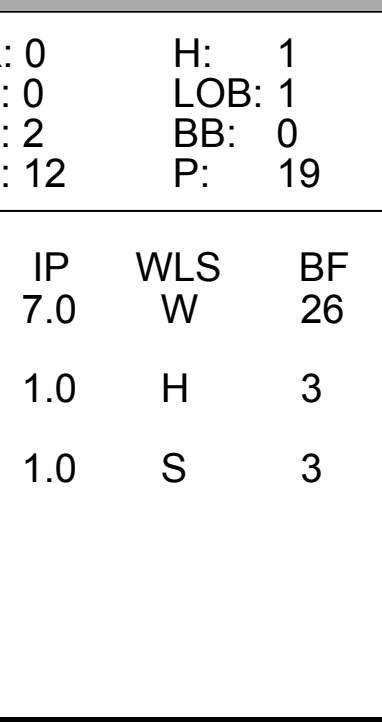
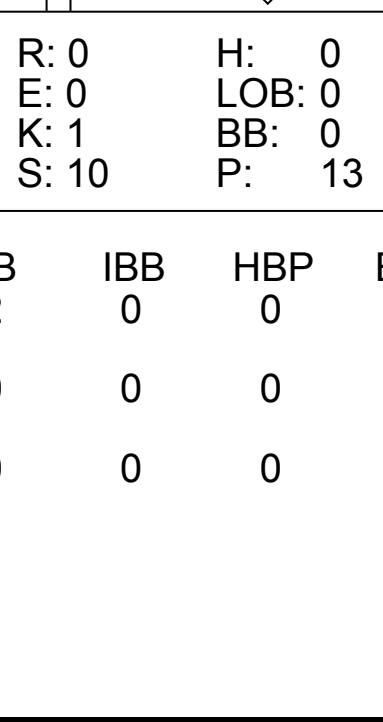
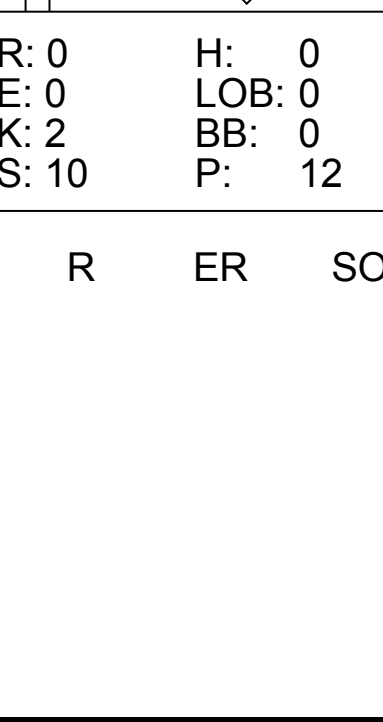
Batter	1	2	3	4	5	6	7	8	9	AB	R	H	RBI	BB	SO	LOB	TOP				
19 Charlie Blackmon, L (1.8) OBP: 0.384, SLG: 0.606											5	4	4	1	0	0	1				
9 DJ LeMahieu, R (1.4) OBP: 0.377, SLG: 0.400											5	2	3	2	0	1	3				
28 Nolan Arenado, R (1.5) OBP: 0.364, SLG: 0.594											3	0	3	2	2	0	0				
8 Gerardo Parra, L (1.3) 52 Chris Rusin, L (6.1) 37 Pat Neshek, S (7.1) 2 Alexi Amarista, L (8.1) 38 Mike Dunn, L (8.1) 56 Greg Holland, R (8.1)											4	0	0	0	0	0	1	7			
7 Raimel Tapia, L (1.7) OBP: 0.371, SLG: 0.486										5	1	2	1	0	1	0					
5 Carlos González, L (1.9) OBP: 0.301, SLG: 0.339										5	1	1	0	0	1	2					
27 Trevor Story, R (1.6) OBP: 0.308, SLG: 0.430										4	1	0	0	1	3	2					
30 Ryan Hanigan, R (1.2) OBP: 0.315, SLG: 0.358											5	0	2	1	0	2	1				
31 Kyle Freeland, L (1.1) OBP: 0.214, SLG: 0.293											1	0	0	0	0	1	0				
4 Pat Valaika, R (6.1) OBP: 0.291, SLG: 0.570										1	1	1	0	0	0	0					
12 Mark Reynolds, R (6.3) OBP: 0.369, SLG: 0.515										2	0	0	0	0	1	1					
Inning Stats	R: 2 H: 3 E: 0 K: 0 S: 13	H: 3 R: 1 BB: 1 P: 20	R: 0 H: 0 E: 0 K: 3 S: 11	H: 0 R: 0 LOB: 0 BB: 0 P: 15	R: 2 H: 3 E: 0 K: 0 S: 15	H: 3 R: 0 LOB: 0 BB: 0 P: 24	R: 3 H: 4 E: 0 K: 0 S: 18	H: 2 R: 0 LOB: 0 BB: 1 P: 28	R: 0 H: 0 E: 0 K: 1 S: 10	H: 0 R: 0 LOB: 0 BB: 0 P: 14	R: 1 H: 2 E: 0 K: 1 S: 13	H: 2 R: 0 LOB: 1 BB: 1 P: 19	R: 0 H: 0 E: 0 K: 3 S: 14	H: 0 R: 0 LOB: 0 BB: 0 P: 19	R: 1 H: 2 E: 0 K: 1 S: 10	H: 2 R: 0 LOB: 1 BB: 0 P: 22	1B: 10 2B: 5 3B: 1 HR: 0	SF: 0 SAC: 1 DP: 2 HBP: 0	WP: 1 PB: 0 CS: 1	PA: 45	
PITCHER	IP WLS BF ERA WHIP	IP WLS BF ERA WHIP	IP WLS BF ERA WHIP	IP WLS BF ERA WHIP	IP WLS BF ERA WHIP	IP WLS BF ERA WHIP	IP WLS BF ERA WHIP	IP WLS BF ERA WHIP	IP WLS BF ERA WHIP	IP WLS BF ERA WHIP	IP WLS BF ERA WHIP	IP WLS BF ERA WHIP	IP WLS BF ERA WHIP	IP WLS BF ERA WHIP	IP WLS BF ERA WHIP	IP WLS BF ERA WHIP	IP WLS BF ERA WHIP	IP WLS BF ERA WHIP	IP WLS BF ERA WHIP	IP WLS BF ERA WHIP	
23 Erick Fedde, R (1.1) ERA: 15.75	4.0 L 22	10 7 7 3	2 0 0 0	0 0 0 0	0 0 0 0	0 0 23 33	15.75 3.000														
33 Matt Grace, L (5.1) ERA: 3.59	2.0 9	2 1 1 2	0 1 0 0	0 0 0 0	0 0 1 0	0 0 14 19	4.50 1.000														
72 Enny Romero, L (7.1) ERA: 3.66	1.0 4	0 0 0 3	0 0 0 0	0 0 0 0	0 0 1 0	0 0 14 19	0.00 0.000														
56 Joe Blanton, R (8.1) ERA: 7.31	1.0 5	2 1 1 1	0 0 0 0	0 0 0 0	0 0 10 15	9.00 2.000															
46 Oliver Pérez, L (9.1) ERA: 3.91	1.0 5	2 1 1 2	0 0 0 0	0 0 0 0	0 0 13 22	9.00 2.000															
Batter	1	2	3	4	5	6	7	8	9	AB	R	H	RBI	BB	SO	LOB	BOTTOM				
8 Brian Goodwin, L (1.8) OBP: 0.311, SLG: 0.490											5	2	2	0	0	2	2				
1 Wilmer Difo, S (1.4) OBP: 0.335, SLG: 0.381											5	2	3	1	0	1	2				
34 Bryce Harper, L (1.9) OBP: 0.430, SLG: 0.632											5	0	0	0	0	2	6				
11 Ryan Zimmerman, R (1.3) OBP: 0.362, SLG: 0.597											4	2	3	4	1	0	2				
6 Anthony Rendon, R (1.5) OBP: 0.419, SLG: 0.583											5	0	2	1	0	1	0				
4 Howie Kendrick, R (1.7) OBP: 0.395, SLG: 0.463											5	0	1	0	0	0	5				
5 Adrián Sánchez, R (1.6) 72 Enny Romero, R (7.1) 56 Joe Blanton, R (8.1) 45 Andrew Stevenson, L (8.1) 46 Oliver Pérez, L (9.1)											3	0	1	0	0	0	0				
59 Jose Lobaton, S (1.2) OBP: 0.224, SLG: 0.316											3	0	0	0	1	1	2				
23 Erick Fedde, R (1.1) 29 Pedro Severino, R (4.1) 33 Matt Grace, L (5.1) 20 Daniel Murphy, L (6.1) 56 Greg Holland, R (9.1)											1	0	0	0	0	1	0				
Inning Stats	R: 1 H: 3 E: 0 K: 1 S: 15	H: 3 R: 4 LOB: 2 BB: 0 P: 23	R: 0 H: 0 E: 0 K: 1 S: 6	H: 0 R: 0 LOB: 0 BB: 0 P: 10	R: 3 H: 4 E: 1 K: 1 S: 16	H: 2 R: 0 LOB: 2 BB: 0 P: 26	R: 0 H: 0 E: 0 K: 2 S: 11	H: 0 R: 0 LOB: 1 BB: 1 P: 21	R: 1 H: 1 E: 0 K: 1 S: 11	H: 1 R: 0 LOB: 0 BB: 0 P: 14	R: 0 H: 0 E: 0 K: 2 S: 9	H: 0 R: 0 LOB: 0 BB: 0 P: 15	R: 1 H: 3 E: 0 K: 0 S: 12	H: 3 R: 0 LOB: 2 BB: 1 P: 24	1B: 8 2B: 2 3B: 0 HR: 3	SF: 0 SAC: 0 DP: 1 HBP: 0	WP: 0 PB: 0 CS: 0	PA: 42			
PITCHER	IP WLS BF ERA WHIP	IP WLS BF ERA WHIP	IP WLS BF ERA WHIP	IP WLS BF ERA WHIP	IP WLS BF ERA WHIP	IP WLS BF ERA WHIP	IP WLS BF ERA WHIP	IP WLS BF ERA WHIP	IP WLS BF ERA WHIP	IP WLS BF ERA WHIP	IP WLS BF ERA WHIP	IP WLS BF ERA WHIP	IP WLS BF ERA WHIP	IP WLS BF ERA WHIP	IP WLS BF ERA WHIP	IP WLS BF ERA WHIP	IP WLS BF ERA WHIP	IP WLS BF ERA WHIP	IP WLS BF ERA WHIP	IP WLS BF ERA WHIP	
31 Kyle Freeland, L (1.1) ERA: 3.71	5.0 W 25	9 4 4 3	0 0 0 0	0 0 0 0	0 0 2 5	5.40 1.800															
52 Chris Rusin, L (6.1) ERA: 2.8	1.1 5	0 0 0 2	1 0 0 0	0 0 0 0	0 0 13 23	0.00 0.750															
37 Pat Neshek, R (7.1) ERA: 1.29	0.2 3	1 1 1 1	0 0 0 0	0 0 0 0	0 0 1 9	13.50 1.500															
38 Mike Dunn, L (8.1) ERA: 4.63	1.1 7	2 1 1 2	1 0 0 0	0 0 0 0	0 0 17 31	6.75 2.250															
56 Greg Holland, R (9.1) ERA: 1.64	0.2 S 2	1 0 0 0	0 0 0 0	0 0 0 0	0 0 4 8	0.00 1.500															

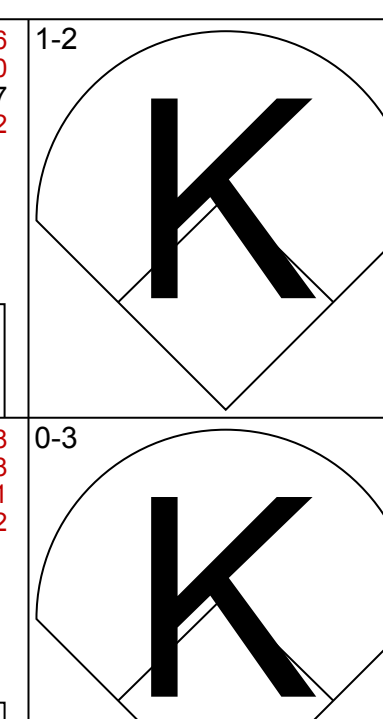
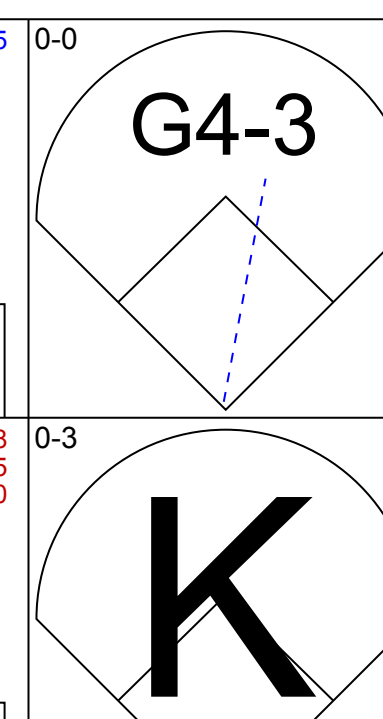
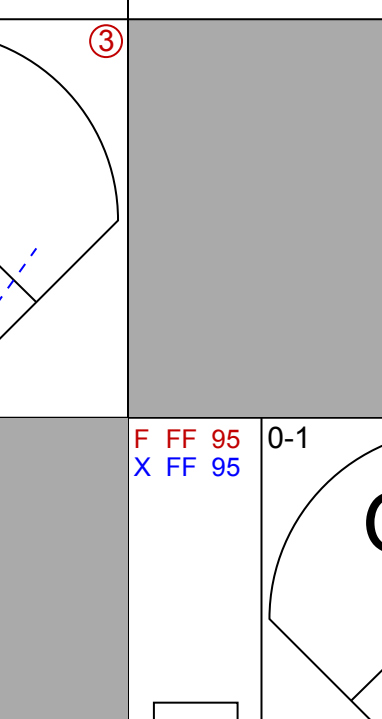
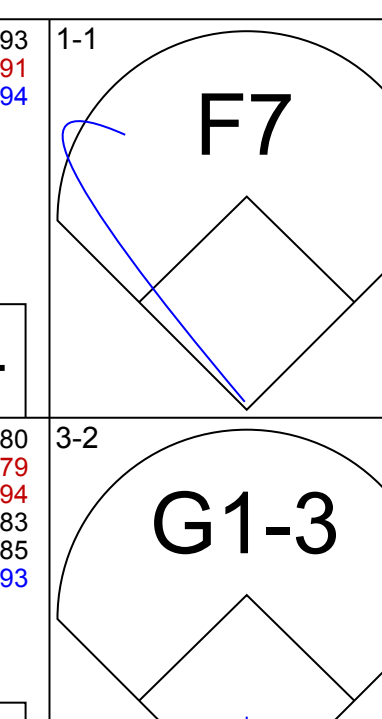
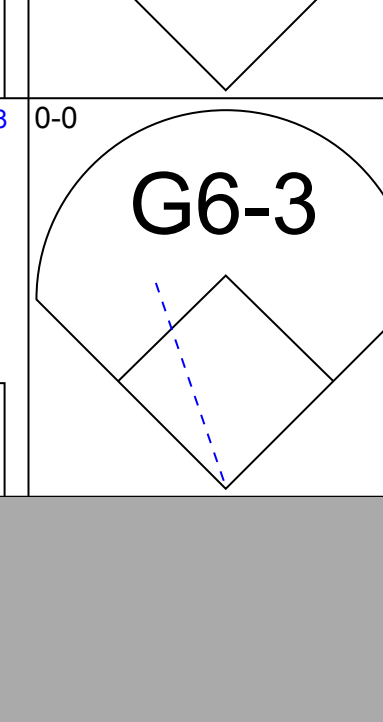
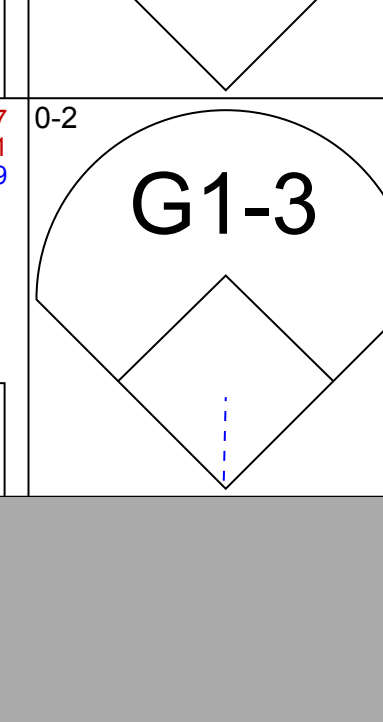
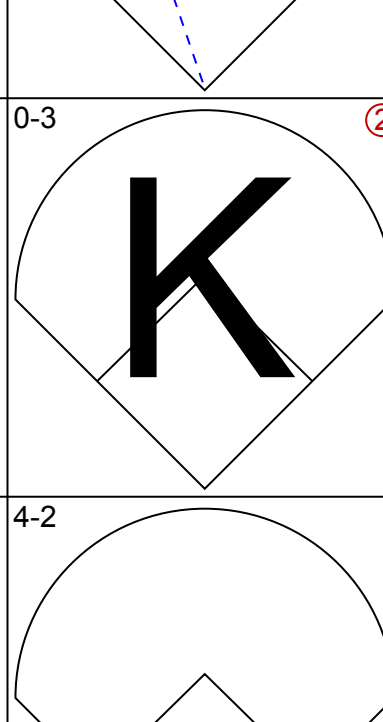



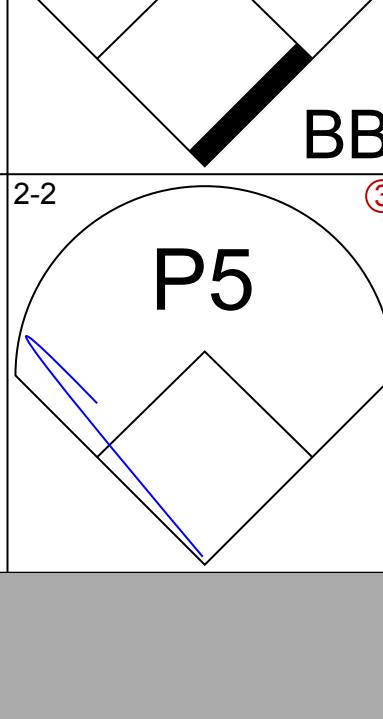
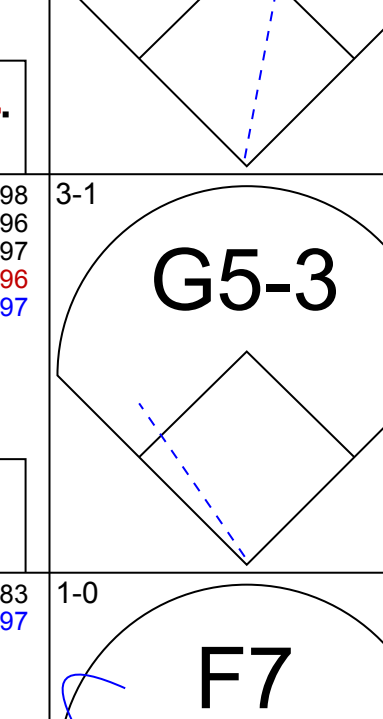
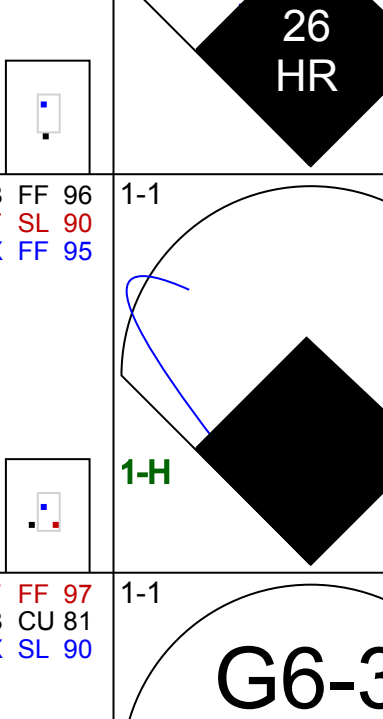
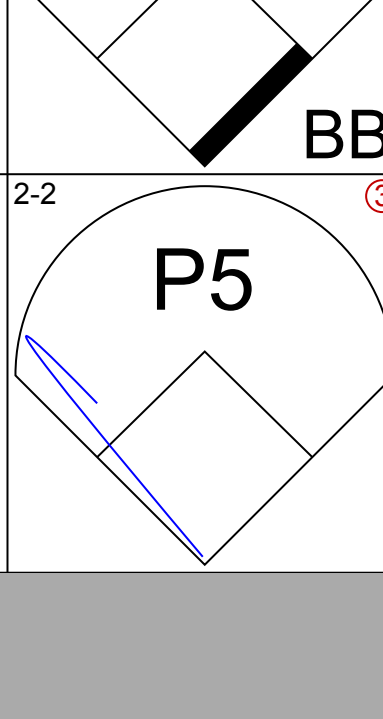
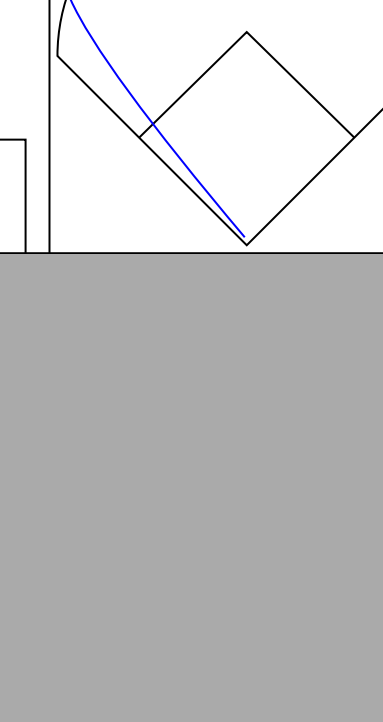
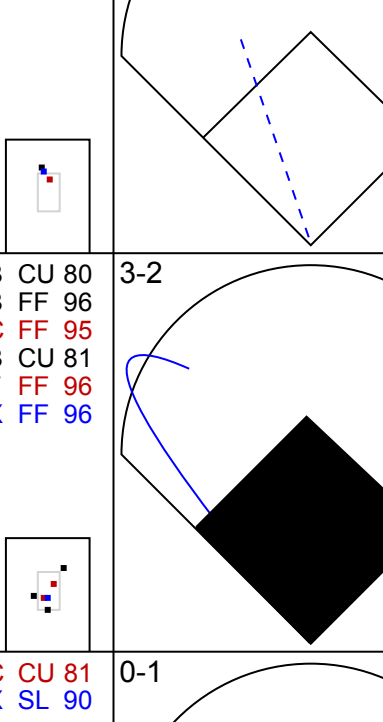


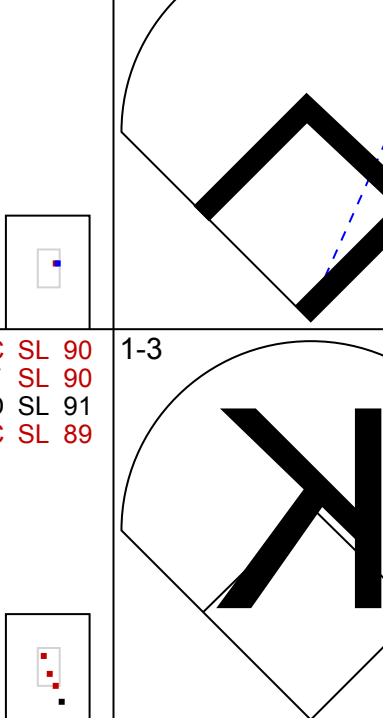
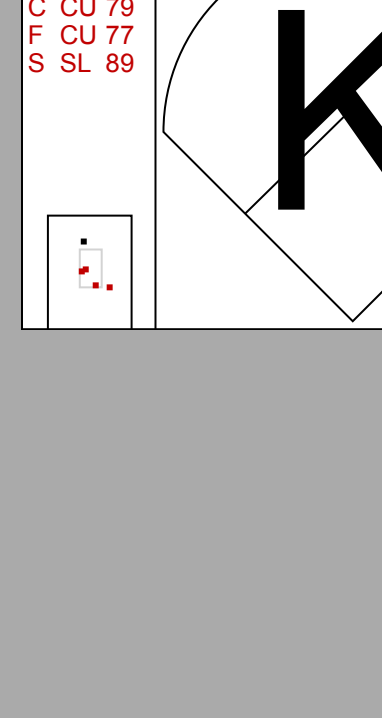
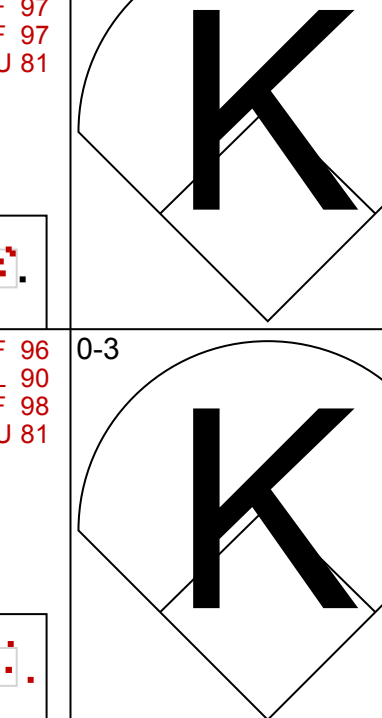
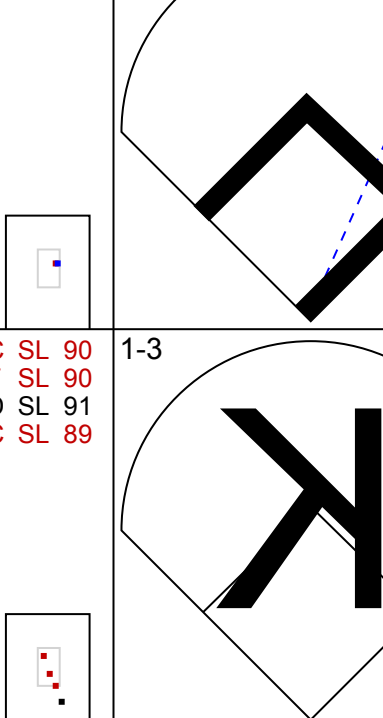
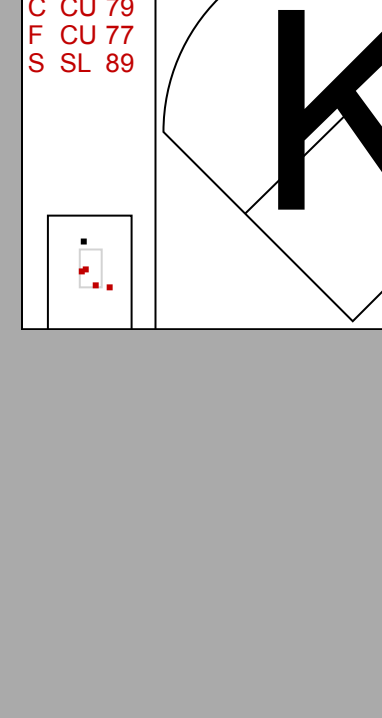
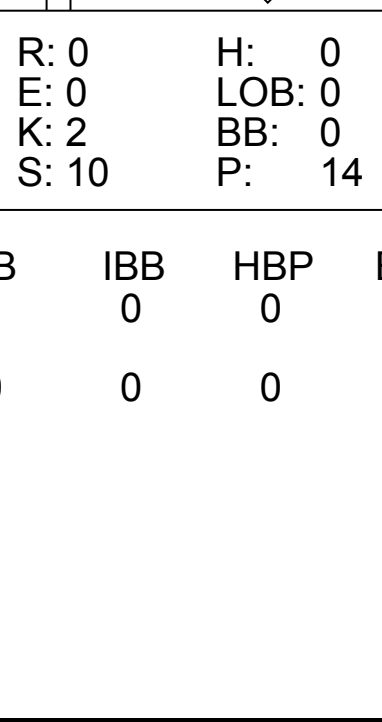
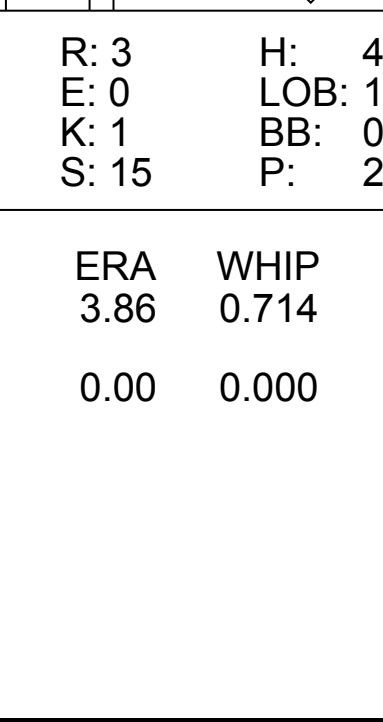
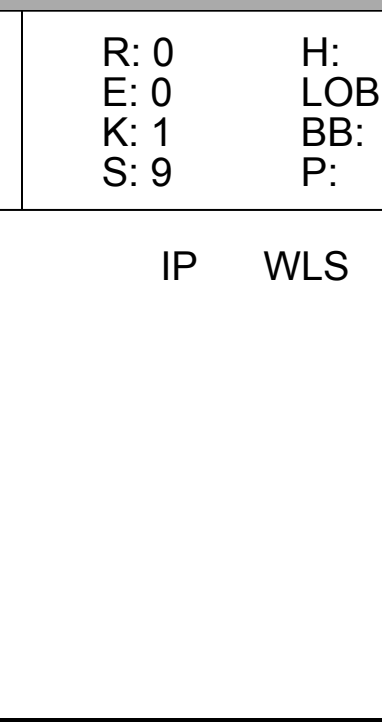
Colorado Rockies @ Washington Nationals
Nationals Park, Washington, DC
Sun Jul 30 2017, 1:37 PM - 5:21 PM EDT
Att: 33,248 - Sunny - 80 F

AB 41
R 10
H 16
RBI 7
BB 3
SO 11
LOB 18

AB 40
R 6
H 13
RBI 6
BB 2
SO 9
LOB 20

Washington Nationals Logo

Batter	1	2	3	4	5	6	7	8	9	AB	R	H	RBI	BB	SO	LOB	TOP										
19 Charlie Blackmon, L (1,8) OBP: 0.379, SLG: 0.602										4	0	1	0	0	2	0	Colorado Rockies @ Washington Nationals Nationals Park, Washington, DC Sun Jul 30 2017, 7:42 PM - 10:12 PM EDT Att: 32,118 - Clear - 81 F										
8 Gerardo Parra, L (1,7) OBP: 0.376, SLG: 0.531										4	0	1	1	0	0	0											
28 Nolan Arenado, R (1,5) OBP: 0.363, SLG: 0.593										4	0	1	0	0	1	0											
12 Mark Reynolds, R (1,3) OBP: 0.368, SLG: 0.511										3	0	0	0	1	2	1											
7 Raimel Tapia, L (1,9) OBP: 0.358, SLG: 0.468										4	0	0	0	0	0	1											
4 Pat Valaika, R (1,6) OBP: 0.285, SLG: 0.556										3	0	0	0	0	1	1											
2 Alexi Amarista, L (1,4) OBP: 0.275, SLG: 0.370										3	0	1	0	0	0	0											
14 Tony Wolters, L (1,2) OBP: 0.345, SLG: 0.297										3	0	0	0	0	1	1											
55 Jon Gray, R (1,1) OBP: 0.176, SLG: 0.313										1	1	0	0	1	1	0											
27 Trevor Story, R (8,PH) OBP: 0.307, SLG: 0.429										1	0	0	0	0	1	0											
0 Adam Ottavino, S (8,1)										0	0	0	0	0	0	0											
Inning Stats	R: 0 H: 1 E: 0 K: 2 S: 12	H: 1 LOB: 1 BB: 0 P: 19	R: 0 H: 0 E: 0 K: 2 S: 9	H: 1 LOB: 1 BB: 0 P: 15	R: 0 H: 0 E: 0 K: 1 S: 10	H: 0 LOB: 0 BB: 0 P: 13	R: 0 H: 0 E: 0 K: 1 S: 13	H: 0 LOB: 1 BB: 1 P: 23	R: 1 H: 2 E: 0 K: 0 S: 11	H: 2 LOB: 2 BB: 1 P: 20	R: 0 H: 0 E: 0 K: 0 S: 7	H: 0 LOB: 0 BB: 0 P: 11	R: 0 H: 0 E: 0 K: 0 S: 8	H: 0 LOB: 0 BB: 0 P: 11	R: 0 H: 0 E: 0 K: 2 S: 10	H: 0 LOB: 0 BB: 0 P: 12	R: 0 H: 0 E: 0 K: 1 S: 13	H: 0 LOB: 0 BB: 0 P: 15	1B: 3 2B: 1 3B: 0 HR: 0	SF: 0 SAC: 0 DP: 0 HBP: 0	WP: 1 PB: 0 CS: 0	PA: 32					
PITCHER	IP	WLS	BF	H	R	ER	SO	BB	IBB	HBP	BLK	WP	HR	S	P	ERA	WHIP										
40 Edwin Jackson, R (1,1) ERA: 3.75	7.0	W	26	4	1	1	6	2	0	0	0	1	0	70	112	1.29	0.857										
44 Ryan Madson, R (8,1)	1.0	H	3	0	0	0	2	0	0	0	0	0	0	10	12	0.00	0.000										
62 Sean Doolittle, L (9,1) ERA: 1.53	1.0	S	3	0	0	0	1	0	0	0	0	0	0	13	15	0.00	0.000										

Batter	1	2	3	4	5	6	7	8	9	AB	R	H	RBI	BB	SO	LOB	BOTTOM										
45 Andrew Stevenson, L (1,8) OBP: 0.100, SLG: 0.100										4	0	0	0	0	1	1	Colorado Rockies @ Washington Nationals Nationals Park, Washington, DC Sun Jul 30 2017, 7:42 PM - 10:12 PM EDT Att: 32,118 - Clear - 81 F										
4 Howie Kendrick, R (1,7) OBP: 0.386, SLG: 0.450										4	0	0	0	0	2	0											
62 Sean Doolittle, L (9,1)										0	0	0	0	0	0	0											
20 Daniel Murphy, L (1,4) OBP: 0.386, SLG: 0.568										3	0	0	0	0	1	0											
6 Anthony Rendon, R (1,5) OBP: 0.421, SLG: 0.582										2	1	1	0	1	0	0											
26 Adam Lind, L (1,3) OBP: 0.371, SLG: 0.556										3	1	1	2	0	0	1											
32 Matt Wieters, S (1,2) OBP: 0.294, SLG: 0.377										3	0	0	0	0	0	0											
8 Brian Goodwin, L (1,9) OBP: 0.311, SLG: 0.502										3	1	1	1	0	0	0											
1 Wilmer Difo, S (1,6) OBP: 0.335, SLG: 0.392										3	0	1	0	0	2	0											
40 Edwin Jackson, R (1,1)										2	0	0	0	0	2	1											
44 Ryan Madson, L (8,1)										0	0	0	0	0	0	0											
34 Bryce Harper, L (8,PH) OBP: 0.428, SLG: 0.630										1	0	0	0	0	0	0											
Inning Stats	R: 0 H: 0 E: 0 K: 2 S: 8	H: 0 LOB: 0 BB: 0 P: 9	R: 0 H: 0 E: 0 K: 0 S: 6	H: 0 LOB: 0 BB: 0 P: 11	R: 0 H: 0 E: 0 K: 2 S: 10	H: 0 LOB: 0 BB: 0 P: 14	R: 0 H: 0 E: 0 K: 1 S: 7	H: 0 LOB: 0 BB: 0 P: 7	R: 3 H: 4 E: 0 K: 1 S: 15	H: 4 LOB: 1 BB: 0 P: 23	R: 0 H: 0 E: 0 K: 1 S: 14	H: 0 LOB: 1 BB: 1 P: 20	R: 0 H: 0 E: 0 K: 1 S: 9	H: 0 LOB: 0 BB: 0 P: 15	R: 0 H: 0 E: 0 K: 0 S: 6	H: 0 LOB: 0 BB: 0 P: 10	R: 0 H: 0 E: 0 K: 0 S: 6	H: 0 LOB: 0 BB: 0 P: 10	1B: 1 2B: 0 3B: 1 HR: 2	SF: 0 SAC: 0 DP: 0 HBP: 0	WP: 0 PB: 0 CS: 0	PA: 29					
PITCHER	IP	WLS	BF	H	R	ER	SO	BB	IBB	HBP	BLK	WP	HR	S	P	ERA	WHIP										
55 Jon Gray, R (1,1) ERA: 5.52	7.0	L	26	4	3	3	3	0	0	0	0	0	0	69	99	3.86	0.714										
0 Adam Ottavino, R (8,1) ERA: 5.35	1.0		3	0	0	0	0	0	0	0	0	0	0	6	10	0.00	0.000										

AB	30
R	1
H	4
RBI	1
BB	2
SO	9
LOB	4



AB	28
R	3
H	4
RBI	3
BB	1
SO	8
LOB	3



Batter	1	2	3	4	5	6	7	8	9	AB	R	H	RBI	BB	SO	LOB	TOP																			
8 Brian Goodwin, L (1, 8) OBP: 0.312, SLG: 0.495	G6-3			FC1-4 1B			G1-3		F9	4	0	1	0	0	0	1	Washington Nationals @ Miami Marlins Marlins Park, Miami, FL Wed Aug 02 2017, 7:12 PM - 10:04 PM EDT Att: 17,890 - Roof Closed - 78 F																			
4 Howie Kendrick, R (1, 4) OBP: 0.462, SLG: 0.484 21 Brandon Kintzler, R (7, 1)	G6-3 1B			FC1-4 34 G3-6			G1-3			3	0	1	0	0	0	1																				
34 Bryce Harper, L (1, 9)	G6-3			G3-6			F8			3	0	0	0	0	0	2																				
11 Ryan Zimmerman, R (1, 3) OBP: 0.351, SLG: 0.577									G3-1	3	0	0	0	0	2	0																				
26 Adam Lind, L (1, 7) OBP: 0.362, SLG: 0.538									F8	3	0	0	0	0	0	0																				
6 Anthony Rendon, R (1, 5) OBP: 0.418, SLG: 0.578									F9	3	0	0	0	0	1	0																				
1 Wilmer Difo, S (1, 6) OBP: 0.326, SLG: 0.379										3	0	1	0	0	0	0																				
59 Jose Lobaton, S (1, 2) OBP: 0.218, SLG: 0.307										3	0	0	0	0	0	1																				
22 A.J. Cole, R (1, 1) 45 Andrew Stevenson, L (6, PH) 72 Enny Romero, R (6, 1) 43 Matt Albers, L (6, 1) 5 Adrián Sánchez, R (7, 4) OBP: 0.187, SLG: 0.187										1	0	0	0	0	0	0																				
Inning Stats	R: 0 E: 0 K: 0 S: 7	H: 1 LOB: 0 BB: 0 P: 12	R: 0 E: 0 K: 2 S: 8	H: 0 LOB: 0 BB: 0 P: 13	R: 0 E: 0 K: 0 S: 6	H: 0 LOB: 0 BB: 0 P: 10	R: 0 E: 0 K: 0 S: 7	H: 1 LOB: 0 BB: 0 P: 13	R: 0 E: 0 K: 1 S: 8	H: 0 LOB: 0 BB: 0 P: 13	R: 0 E: 0 K: 0 S: 9	H: 0 LOB: 0 BB: 0 P: 15	R: 0 E: 0 K: 0 S: 9	H: 0 LOB: 0 BB: 0 P: 16	R: 0 E: 0 K: 0 S: 8	H: 0 LOB: 0 BB: 0 P: 12		R: 0 E: 0 K: 0 S: 9	H: 2 LOB: 1 BB: 0 P: 11	1B: 4 2B: 0 3B: 0 HR: 0	SF: 0 SAC: 0 DP: 3 HBP: 0	WP: 0 PB: 0 SB: 0 CS: 0	PA: 28													
PITCHER	IP	WLS	BF	H	R	ER	SO	BB	IBB	HBP	BLK	WP	HR	S	P	ERA	WHIP	PITCHER	IP	WLS	BF	H	R	ER	SO	BB	IBB	HBP	BLK	WP	HR	S	P	ERA	WHIP	
45 Vance Worley, R (1, 1) ERA: 5.31	7.0	W	21	2	0	0	3	0	0	0	0	0	0	54	92	0.00	0.286																			
43 Odrisamer Despaigne, R (8, 1) ERA: 5.19	2.0		7	2	0	0	0	0	0	0	0	0	0	17	23	0.00	1.000																			

AB	28
R	0
H	4
RBI	0
BB	0
SO	3
LOB	5



Batter	1	2	3	4	5	6	7	8	9	AB	R	H	RBI	BB	SO	LOB	BOTTOM																			
9 Dee Strange-Gordon, L (1, 4) OBP: 0.344, SLG: 0.386	27 2B								G1-3	4	3	3	1	1	0	0	Washington Nationals @ Miami Marlins Marlins Park, Miami, FL Wed Aug 02 2017, 7:12 PM - 10:04 PM EDT Att: 17,890 - Roof Closed - 78 F																			
27 Giancarlo Stanton, R (1, 9) OBP: 0.367, SLG: 0.566	11 2B								K	5	0	1	1	0	3	3																				
21 Christian Yelich, L (1, 8) OBP: 0.365, SLG: 0.443	11 BB								G4-3	3	1	2	3	2	0	0																				
13 Marcell Ozuna, R (1, 7) OBP: 0.370, SLG: 0.557										3	0	0	0	1	1	5																				
11 J.T. Realmuto, R (1, 2) OBP: 0.367, SLG: 0.482	G6-3									4	1	0	0	0	1	5																				
32 Derek Dietrich, L (1, 5) OBP: 0.313, SLG: 0.392	F7									4	1	1	2	0	0	2																				
28 Tyler Moore, R (1, 3) OBP: 0.288, SLG: 0.458										4	0	1	0	0	1	0																				
19 Miguel Rojas, R (1, 6) OBP: 0.390, SLG: 0.381										3	1	2	0	1	1	0																				
45 Vance Worley, R (1, 1) ERA: 4.91										3	0	0	0	0	2	2																				
51 Ichiro Suzuki, L (7, PH) ERA: 2.03 43 Odrisamer Despaigne, R (1, 1)										1	0	0	0	0	1	2																				
Inning Stats	R: 1 E: 0 K: 1 S: 11	H: 1 LOB: 2 BB: 2 P: 24	R: 0 E: 0 K: 3 S: 11	H: 0 LOB: 0 BB: 0 P: 13	R: 0 E: 0 K: 0 S: 8	H: 1 LOB: 2 BB: 1 P: 18	R: 0 E: 1 K: 0 S: 10	H: 1 LOB: 1 BB: 0 P: 12	R: 4 E: 0 K: 1 S: 18	H: 3 LOB: 0 BB: 1 P: 30	R: 2 E: 0 K: 2 S: 13	H: 2 LOB: 1 BB: 1 P: 24	R: 0 E: 0 K: 2 S: 21	H: 2 LOB: 2 BB: 0 P: 28	R: 0 E: 0 K: 1 S: 15	H: 0 LOB: 0 BB: 0 P: 18	1B: 5 2B: 2 3B: 1 HR: 2	SF: 0 SAC: 0 DP: 0 HBP: 0	WP: 0 PB: 0 SB: 2 CS: 0	PA: 39																
PITCHER	IP	WLS	BF	H	R	ER	SO	BB	IBB	HBP	BLK	WP	HR	S	P	ERA	WHIP	PITCHER	IP	WLS	BF	H	R	ER	SO	BB	IBB	HBP	BLK	WP	HR	S	P	ERA	WHIP	
22 A.J. Cole, R (1, 1) ERA: 3.99	5.0	L	25	6	5	5	5	4	0	0	0	0	0	2	58	97	9.00	2.000																		
72 Enny Romero, L (6, 1) ERA: 3.99	0.2		4	1	2	2	2	1	0	0	0	0	0	9	17	27.00	3.000																			
43 Matt Albers, R (6, 1) ERA: 2.03	1.0		6	3	0	0	1	0	0	0	0	0	0	21	30	0.00	3.000																			
21 Brandon Kintzler, R (7, 1) ERA: 2.7	1.1		4	0	0	0	2	0	0	0	0	0	0	19	23	0.00	0.000																			

AB	34
R	7
H	10
RBI	7
BB	5
SO	10
LOB	19




Batter	1	2	3	4	5	6	7	8	9	AB	R	H	RBI	BB	SO	LOB	TOP		
8 Brian Goodwin, L OBP: 0.307, SLG: 0.486										4	0	0	0	0	1	0	Washington Nationals @ Chicago Cubs Wrigley Field, Chicago, IL Fri Aug 04 2017, 1:22 PM - 4:04 PM CDT Att: 41,396 - Overcast - 63 F		
4 Howie Kendrick, R OBP: 0.410, SLG: 0.488										3	2	2	0	1	0	0			
34 Bryce Harper, L OBP: 0.424, SLG: 0.615										4	0	2	0	0	0	1			
20 Daniel Murphy, L OBP: 0.386, SLG: 0.581									4	2	3	3	0	0	2	2			
6 Anthony Rendon, R OBP: 0.417, SLG: 0.574									2	0	0	1	1	1	0	0			
26 Adam Lind, L OBP: 0.354, SLG: 0.524										4	0	0	0	0	0	5			
44 Ryan Madson, L										0	0	0	0	0	0	0			
62 Sean Doolittle, L										0	0	0	0	0	0	0			
32 Matt Wieters, S OBP: 0.291, SLG: 0.365										3	0	0	0	1	3	0			
1 Wilmer Difo, S OBP: 0.319, SLG: 0.370										4	0	0	0	0	2	1			
57 Tanner Roark, R OBP: 0.125, SLG: 0.128										3	0	0	0	0	0	1			
21 Brandon Kintzler, R										0	0	0	0	0	0	0			
11 Ryan Zimmerman, R OBP: 0.350, SLG: 0.575										1	0	0	0	0	0	0			
Inning Stats	R: 2 H: 2 E: 0 K: 1 S: 13	H: 2 R: 0 ER: 0 LOB: 0 BB: 0 P: 22	R: 0 H: 0 E: 0 K: 1 S: 8	H: 0 R: 0 ER: 0 LOB: 1 BB: 1 P: 13	R: 0 H: 2 E: 0 K: 0 S: 13	H: 2 R: 0 ER: 0 LOB: 3 BB: 1 P: 20	R: 0 H: 0 E: 0 K: 1 S: 7	H: 0 R: 0 ER: 0 LOB: 0 BB: 0 P: 10	R: 0 H: 0 E: 0 K: 1 S: 9	H: 1 R: 0 ER: 0 LOB: 0 BB: 0 P: 14	R: 0 H: 0 E: 0 K: 1 S: 8	H: 0 R: 0 ER: 0 LOB: 1 BB: 1 P: 20	R: 1 H: 2 E: 0 K: 2 S: 12	H: 2 R: 0 ER: 0 LOB: 1 BB: 0 P: 20	R: 0 H: 0 E: 0 K: 2 S: 7	H: 0 R: 0 ER: 0 LOB: 0 BB: 0 P: 9	1B: 5 2B: 0 3B: 0 HR: 2	SF: 1 SAC: 0 DP: 1 HBP: 0	WP: 0 PA: 36 PB: 0 SB: 1 CS: 0
PITCHER	IP: 7.0 WLS: L BF: 28 ERA: 3.86 WHIP: 1.000	H: 5 R: 3 ER: 3 LOB: 3 BB: 0 P: 103	H: 2 R: 1 ER: 1 LOB: 0 BB: 0 P: 12	H: 3 R: 1 ER: 0 LOB: 0 BB: 0 P: 20	H: 0 R: 0 ER: 0 LOB: 0 BB: 0 P: 9	H: 0 R: 0 ER: 0 LOB: 0 BB: 0 P: 7	H: 0 R: 0 ER: 0 LOB: 0 BB: 0 P: 12	H: 0 R: 0 ER: 0 LOB: 0 BB: 0 P: 14	H: 0 R: 0 ER: 0 LOB: 0 BB: 0 P: 10	H: 1 R: 0 ER: 0 LOB: 0 BB: 0 P: 14	H: 0 R: 0 ER: 0 LOB: 0 BB: 0 P: 10	H: 0 R: 0 ER: 0 LOB: 1 BB: 1 P: 20	H: 2 R: 0 ER: 0 LOB: 1 BB: 0 P: 20	H: 0 R: 0 ER: 0 LOB: 0 BB: 0 P: 9	H: 0 R: 0 ER: 0 LOB: 0 BB: 0 P: 9	H: 0 R: 0 ER: 0 LOB: 0 BB: 0 P: 9	1B: 5 2B: 0 3B: 0 HR: 2	SF: 1 SAC: 0 DP: 1 HBP: 0	WP: 0 PA: 36 PB: 0 SB: 1 CS: 0

Batter	1	2	3	4	5	6	7	8	9	AB	R	H	RBI	BB	SO	LOB	BOTTOM		
30 Jon Jay, L OBP: 0.394, SLG: 0.389										3	0	1	0	1	0	1	Washington Nationals @ Chicago Cubs Wrigley Field, Chicago, IL Fri Aug 04 2017, 1:22 PM - 4:04 PM CDT Att: 41,396 - Overcast - 63 F		
6 Carl Edwards Jr., R ERA: 3.07										0	0	0	0	0	0	0			
19 Koji Uehara, R ERA: 3.16										4	0	1	0	0	0	2			
44 Anthony Rizzo, L OBP: 0.389, SLG: 0.518									4	0	0	0	0	1	3	0			
40 Wilson Contreras, R OBP: 0.346, SLG: 0.505										4	0	1	0	0	0	1			
18 Ben Zobrist, S OBP: 0.317, SLG: 0.370										2	0	0	0	1	0	1			
12 Kyle Schwarber, L OBP: 0.307, SLG: 0.423										3	1	1	0	1	2	2			
22 Jason Heyward, L OBP: 0.308, SLG: 0.392										4	0	1	0	0	0	3			
9 Javier Báez, R OBP: 0.306, SLG: 0.488										4	1	1	2	0	2	2			
28 Kyle Hendricks, R OBP: 0.080, SLG: 0.080										2	0	0	0	0	2	0			
8 Ian Happ, S OBP: 0.317, SLG: 0.491										1	0	0	0	1	0	1			
Inning Stats	R: 0 H: 1 E: 0 K: 0 S: 10	H: 1 R: 0 ER: 0 LOB: 1 BB: 0 P: 16	R: 0 H: 0 E: 0 K: 1 S: 6	H: 0 R: 0 ER: 0 LOB: 1 BB: 1 P: 12	R: 0 H: 1 E: 0 K: 1 S: 13	H: 1 R: 0 ER: 0 LOB: 1 BB: 1 P: 21	R: 0 H: 0 E: 0 K: 2 S: 15	H: 0 R: 0 ER: 0 LOB: 0 BB: 0 P: 15	R: 0 H: 1 E: 0 K: 0 S: 10	H: 1 R: 0 ER: 0 LOB: 1 BB: 0 P: 12	R: 2 H: 2 E: 0 K: 0 S: 12	H: 2 R: 0 ER: 0 LOB: 1 BB: 1 P: 20	R: 0 H: 0 E: 0 K: 2 S: 13	H: 0 R: 0 ER: 0 LOB: 0 BB: 0 P: 17	R: 0 H: 1 E: 0 K: 1 S: 5	H: 1 R: 0 ER: 0 LOB: 0 BB: 0 P: 6	1B: 4 2B: 1 3B: 0 HR: 1	SF: 0 SAC: 0 DP: 2 HBP: 1	WP: 0 PA: 36 PB: 0 SB: 0 CS: 0
PITCHER	IP: 6.1 WLS: W BF: 26 ERA: 4.65 WHIP: 2.84	H: 2 R: 2 ER: 2 LOB: 4 BB: 0 P: 103	H: 0 R: 0 ER: 0 LOB: 0 BB: 0 P: 14	H: 0 R: 0 ER: 0 LOB: 1 BB: 1 P: 17	H: 0 R: 0 ER: 0 LOB: 0 BB: 0 P: 6	H: 0 R: 0 ER: 0 LOB: 0 BB: 0 P: 5	H: 0 R: 0 ER: 0 LOB: 0 BB: 0 P: 8	H: 0 R: 0 ER: 0 LOB: 0 BB: 0 P: 13	H: 0 R: 0 ER: 0 LOB: 0 BB: 0 P: 17	H: 2 R: 0 ER: 0 LOB: 1 BB: 1 P: 20	H: 2 R: 0 ER: 0 LOB: 1 BB: 0 P: 17	H: 0 R: 0 ER: 0 LOB: 0 BB: 0 P: 13	H: 0 R: 0 ER: 0 LOB: 0 BB: 0 P: 17	H: 0 R: 0 ER: 0 LOB: 0 BB: 0 P: 17	H: 1 R: 0 ER: 0 LOB: 0 BB: 0 P: 6	H: 0 R: 0 ER: 0 LOB: 0 BB: 0 P: 6	1B: 4 2B: 1 3B: 0 HR: 1	SF: 0 SAC: 0 DP: 2 HBP: 1	WP: 0 PA: 36 PB: 0 SB: 0 CS: 0


Batter	1	2	3	4	5	6	7	8	9	AB	R	H	RBI	BB	SO	LOB	TOP										
8 Brian Goodwin, L (1,8) OBP: 0.309, SLG: 0.480	L8		F9		G4-3		BB		BB	3	0	0	0	2	0	1	Washington Nationals @ Chicago Cubs Wrigley Field, Chicago, IL Sat Aug 05 2017, 1:23 PM - 4:54 PM CDT Att: 41,857 - Partly Cloudy - 79 F										
1 Wilmer Difo, S (1,6) OBP: 0.321, SLG: 0.367	G1-3		BB		1B		K		K	4	0	1	0	1	2	3											
34 Bryce Harper, L (1,9) OBP: 0.424, SLG: 0.620	HR		G3-1		K				K	5	2	2	1	0	2	5											
11 Ryan Zimmerman, R (1,3) OBP: 0.352, SLG: 0.573	G5-3				F8				K	3	1	1	0	1	0	1											
20 Daniel Murphy, L (1,4) OBP: 0.384, SLG: 0.577	F7				1B				K	4	1	1	0	0	1	2											
6 Anthony Rendon, R (1,5) OBP: 0.413, SLG: 0.569	P4				SF7				G5-3	3	0	0	1	0	0	1											
26 Adam Lind, L (1,7) OBP: 0.346, SLG: 0.512	K				P2				K	4	0	0	0	0	2	2											
32 Matt Wieters, S (1,2) OBP: 0.295, SLG: 0.373									G3-1	2	0	2	1	0	0	0											
45 Andrew Stevenson, L (7,PH) OBP: 0.077, SLG: 0.077									G6-3	1	0	0	0	0	0	0											
43 Matt Albers, L (7,1) OBP: 0.077, SLG: 0.077										0	0	0	0	0	0	0											
36 Sammy Solis, R (7,1) OBP: 0.077, SLG: 0.077										0	0	0	0	0	0	0											
4 Howie Kendrick, R (8,PH) OBP: 0.408, SLG: 0.485										1	0	0	0	0	0	0											
40 Edwin Jackson, R (1,1) OBP: 0.077, SLG: 0.077										2	0	0	0	0	1	2											
33 Matt Grace, L (6,1) OBP: 0.077, SLG: 0.077										0	0	0	0	0	0	0											
59 Jose Lobaton, S (7,PH) OBP: 0.223, SLG: 0.304										1	0	0	0	1	1	0											
Inning Stats	R: 1 E: 0 K: 0 S: 7	H: 1 LOB: 0 BB: 0 P: 11	R: 0 E: 0 K: 1 S: 12	H: 0 LOB: 0 BB: 0 P: 18	R: 0 E: 0 K: 0 S: 10	H: 1 LOB: 2 BB: 1 P: 18	R: 2 E: 1 K: 1 S: 16	H: 3 LOB: 1 BB: 0 P: 20	R: 0 E: 0 K: 2 S: 7	H: 0 LOB: 0 BB: 0 P: 12	R: 0 E: 0 K: 2 S: 11	H: 0 LOB: 1 BB: 1 P: 21	R: 1 E: 1 K: 0 S: 12	H: 1 LOB: 1 BB: 1 P: 22	R: 0 E: 0 K: 2 S: 17	H: 0 LOB: 2 BB: 2 P: 30	1B: 5 2B: 1 3B: 0 HR: 1	SF: 1 SAC: 0 DP: 0 HBP: 0	WP: 0 PB: 0 SB: 1 CS: 0	PA: 39							
PITCHER	IP	WLS	BF	H	R	ER	SO	BB	IBB	HBP	BLK	WP	HR	S	P	ERA	WHIP										
41 John Lackey, R (1,1) ERA: 4.81	5.0	W	22	6	3	2	3	1	0	0	0	0	1	59	95	3.60	1.400										
32 Brian Duensing, L (6,1) ERA: 2.33	1.0	H	3	0	0	0	2	0	0	0	0	0	0	7	12	0.00	0.000										
46 Pedro Strop, R (7,1) ERA: 2.41	1.0	H	4	0	0	0	2	1	0	0	0	0	0	11	21	0.00	1.000										
37 Justin Wilson, L (8,1) ERA: 2.7	1.0	S	5	1	1	0	0	1	0	0	0	0	0	12	22	0.00	2.000										
71 Wade Davis, R (9,1) ERA: 2.37	1.0	S	5	0	0	0	2	2	0	0	0	0	0	17	30	0.00	2.000										

Batter	1	2	3	4	5	6	7	8	9	AB	R	H	RBI	BB	SO	LOB	BOTTOM										
30 Jon Jay, L (1,8) OBP: 0.396, SLG: 0.395	BB				F9					4	1	2	1	0	1	1	Washington Nationals @ Chicago Cubs Wrigley Field, Chicago, IL Sat Aug 05 2017, 1:23 PM - 4:54 PM CDT Att: 41,857 - Partly Cloudy - 79 F										
71 Wade Davis, R (9,1) OBP: 0.388, SLG: 0.509	BB									0	0	0	0	0	0	0											
17 Kris Bryant, R (1,5) OBP: 0.388, SLG: 0.509	BB									3	1	1	1	1	2	1											
44 Anthony Rizzo, L (1,3) OBP: 0.388, SLG: 0.515	G1-3									4	1	1	0	0	2	3											
40 Wilson Contreras, R (1,7) OBP: 0.347, SLG: 0.514	BB									4	1	2	3	0	1	2											
18 Ben Zobrist, S (1,4) OBP: 0.317, SLG: 0.368	HR									4	1	1	0	0	2	0											
13 Alex Avila, L (1,2) OBP: 0.391, SLG: 0.480	HR									4	1	1	2	0	1	0											
22 Jason Heyward, L (1,9) OBP: 0.304, SLG: 0.387	K									4	0	0	0	0	3	0											
9 Javier Báez, R (1,6) OBP: 0.306, SLG: 0.487	K									3	0	1	0	0	1	0											
41 John Lackey, R (1,1) ERA: 4.81										1	0	0	0	0	0	0											
12 Kyle Schwarber, L (5,PH) OBP: 0.306, SLG: 0.421										1	0	0	0	0	0	1											
32 Brian Duensing, L (6,1) ERA: 2.33										0	0	0	0	0	0	0											
46 Pedro Strop, R (7,1) ERA: 2.41										0	0	0	0	0	0	0											
8 Ian Happ, S (8,8) OBP: 0.376, SLG: 0.491										0	1	0	0	1	0	0											
Inning Stats	R: 4 E: 0 K: 1 S: 21	H: 5 LOB: 0 BB: 0 P: 31	R: 0 E: 0 K: 2 S: 10	H: 0 LOB: 0 BB: 0 P: 16	R: 0 E: 0 K: 2 S: 9	H: 0 LOB: 0 BB: 0 P: 15	R: 0 E: 0 K: 1 S: 10	H: 0 LOB: 0 BB: 0 P: 17	R: 2 E: 0 K: 2 S: 12	H: 2 LOB: 0 BB: 0 P: 17	R: 1 E: 0 K: 2 S: 13	H: 1 LOB: 2 BB: 2 P: 28	R: 0 E: 0 K: 2 S: 9	H: 0 LOB: 0 BB: 0 P: 16	1B: 5 2B: 2 3B: 0 HR: 2	SF: 0 SAC: 0 DP: 0 HBP: 0	WP: 0 PB: 0 SB: 2 CS: 0	PA: 34									
PITCHER	IP	WLS	BF	H	R	ER	SO	BB	IBB	HBP	BLK	WP	HR	S	P	ERA	WHIP										
40 Edwin Jackson, R (1,1) ERA: 4.34	5.0	L	20	6	4	4	8	0	0	0	0	0	1	63	101	7.20	1.200										
33 Matt Grace, L (6,1) ERA: 4.6	1.0	S	5	2	2	2	2	0	0	0	0	0	0	6	18	18.00	2.000										
43 Matt Albers, R (7,1) ERA: 2.23	0.1	H	4	1	1	1	0	2	0	0	0	0	0	6	18	27.00	9.000										
36 Sammy Solis, L (7,1) ERA: 11.81	1.2	S	5	0	0	0	4	0	0	0	0	0	0	16	26	0.00	0.000										


Washington Nationals @ Chicago Cubs
Wrigley Field, Chicago, IL
Sat Aug 05 2017, 1:23 PM - 4:54 PM CDT
Att: 41,857 - Partly Cloudy - 79 F



Washington Nationals @ Chicago Cubs
Wrigley Field, Chicago, IL
Sat Aug 05 2017, 1:23 PM - 4:54 PM CDT
Att: 41,857 - Partly Cloudy - 79 F



Washington Nationals @ Chicago Cubs
Wrigley Field, Chicago, IL
Sat Aug 05 2017, 1:23 PM - 4:54 PM CDT
Att: 41,857 - Partly Cloudy - 79 F



Batter	1	2	3	4	5	6	7	8	9	AB	R	H	RBI	BB	SO	LOB	TOP																
9 Dee Strange-Gordon, L (1.4) OBP: 0.338, SLG: 0.358										4	0	0	0	0	2	2	Miami Marlins @ Washington Nationals Nationals Park, Washington, DC Mon Aug 07 2017, 7:05 PM - 10:03 PM EDT Att: 21,799 - Cloudy - 71 F																
27 Giancarlo Stanton, R (1.9) OBP: 0.370, SLG: 0.611										4	1	1	1	0	2	0																	
21 Christian Yelich, L (1.8) OBP: 0.365, SLG: 0.435										2	0	1	0	2	1	0																	
13 Marcell Ozuna, R (1.7) OBP: 0.361, SLG: 0.548										4	0	0	0	0	1	3																	
11 J T Realmuto, R (1.2) OBP: 0.362, SLG: 0.483										4	0	0	0	0	1	3																	
32 Derek Dietrich, L (1.5) OBP: 0.317, SLG: 0.397										3	0	1	0	0	2	1																	
19 Miguel Rojas, R (9, PH) OBP: 0.359, SLG: 0.347										1	0	1	0	0	0	0																	
18 Tomás Telis, S (1.3) OBP: 0.179, SLG: 0.333										4	1	1	0	0	0	2																	
12 Mike Aviles, R (1.6) OBP: 0.267, SLG: 0.321										4	0	0	0	0	0	2																	
50 Chris O'Grady, R (1.1) OBP: 0.296, SLG: 0.350										0	0	0	0	0	0	0																	
43 Odrisamer Despaigne, R (2.1) OBP: 0.296, SLG: 0.350										2	0	1	1	0	0	0																	
71 Drew Steckenrider, R (6.1) OBP: 0.296, SLG: 0.350										0	0	0	0	0	0	0																	
51 Ichiro Suzuki, L (7, PH) OBP: 0.296, SLG: 0.350										0	0	0	0	0	0	0																	
25 Junichi Tazawa, R (7.1) OBP: 0.296, SLG: 0.350										0	0	0	0	0	0	0																	
66 Jarlin Garcia, L (8.1) OBP: 0.296, SLG: 0.350										0	0	0	0	0	0	0																	
28 Tyler Moore, R (9, PH) OBP: 0.296, SLG: 0.350										1	0	0	0	0	0	1																	
Inning Stats	R: 0 E: 0 K: 2 S: 10	H: 0 LOB: 0 BB: 0 P: 13	R: 0 E: 0 K: 1 S: 10	H: 1 LOB: 1 BB: 0 P: 15	R: 0 E: 0 K: 1 S: 10	H: 0 LOB: 0 BB: 0 P: 12	R: 0 E: 0 K: 1 S: 8	H: 1 LOB: 1 BB: 0 P: 13	R: 1 E: 0 K: 1 S: 16	H: 2 LOB: 1 BB: 0 P: 21	R: 1 E: 0 K: 2 S: 11	H: 1 LOB: 1 BB: 1 P: 20	R: 0 E: 0 K: 1 S: 12	H: 0 LOB: 1 BB: 1 P: 20	R: 0 E: 0 K: 0 S: 6	H: 0 LOB: 1 BB: 1 P: 12	R: 0 E: 0 K: 1 S: 15	H: 1 LOB: 1 BB: 0 P: 18	1B: 3 2B: 2 3B: 0 HR: 1	SF: 0 SAC: 0 DP: 0 HBP: 0	WP: 0 PB: 0 SB: 1 CS: 0	PA: 36											
PITCHER	IP WLS BF H R ER SO BB IBB HBP BLK WP HR S P ERA WHIP																																
31 Max Scherzer, R (1.1) ERA: 2.23	7.0	28	5	2	2	9	2	0	0	0	0	0	1	77	114	2.57	1.000																
21 Brandon Kintzler, R (8.1) ERA: 2.55	1.0	W	4	0	0	0	1	0	0	0	0	0	0	6	12	0.00	1.000																
62 Sean Doolittle, L (9.1) ERA: 3.56	1.0	S	4	1	0	0	0	0	0	0	0	0	0	15	18	0.00	1.000																

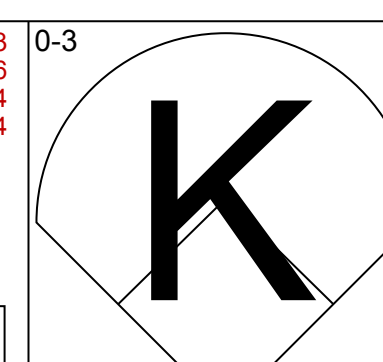
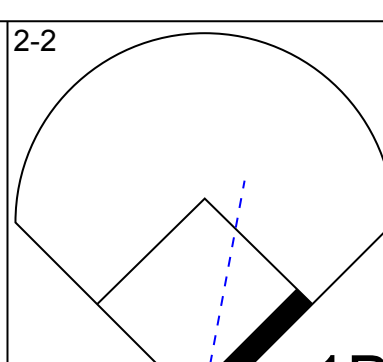
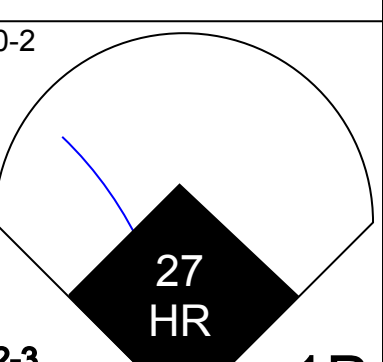
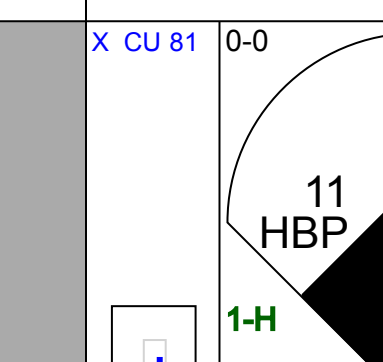
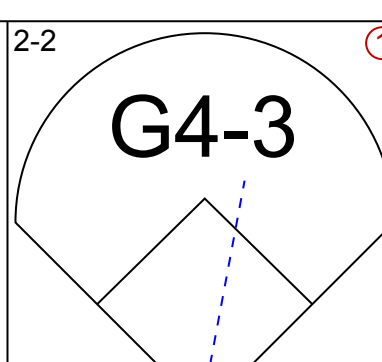
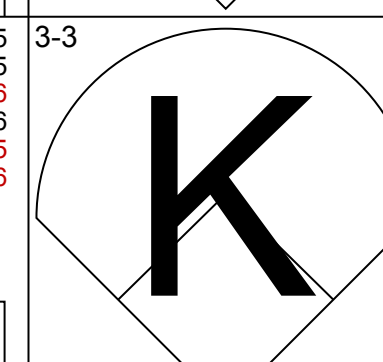
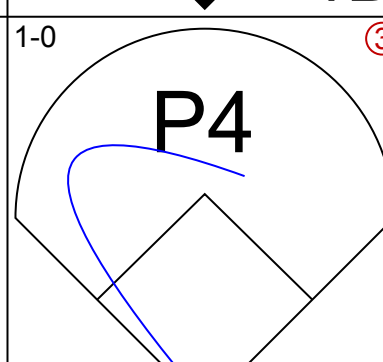
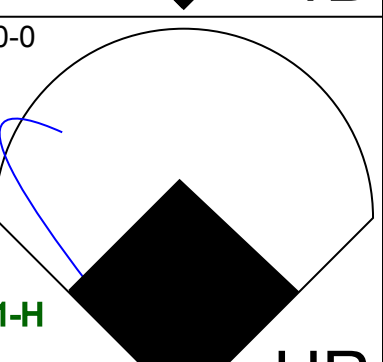
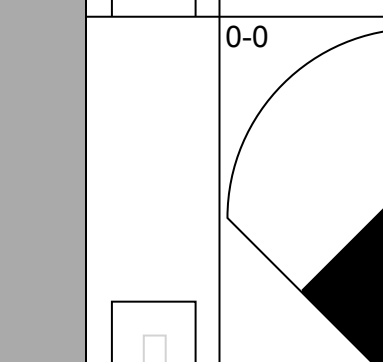

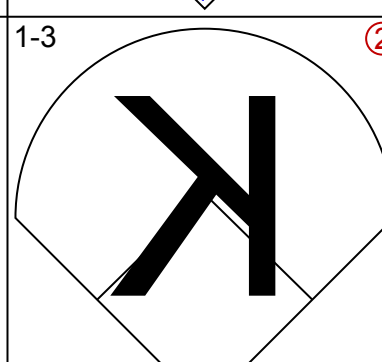
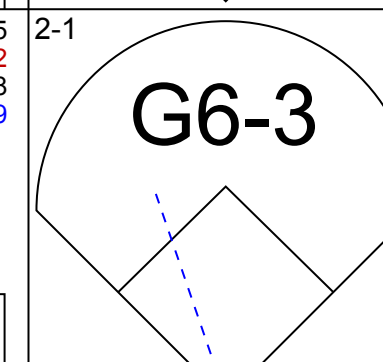
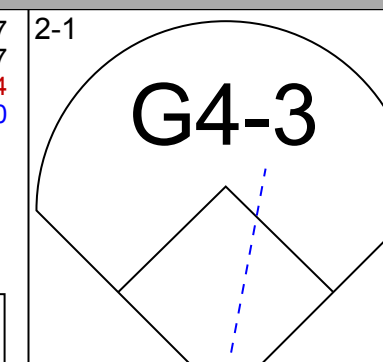
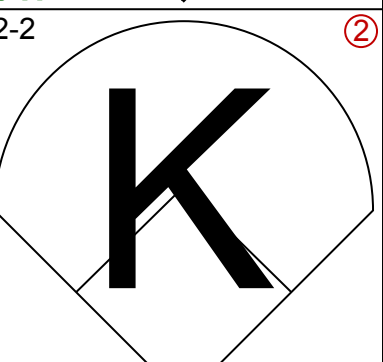
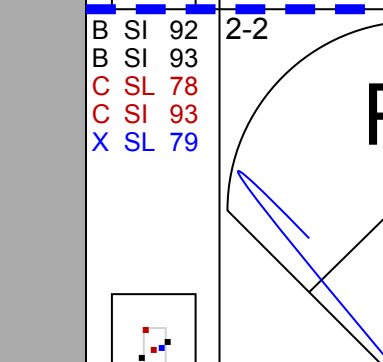
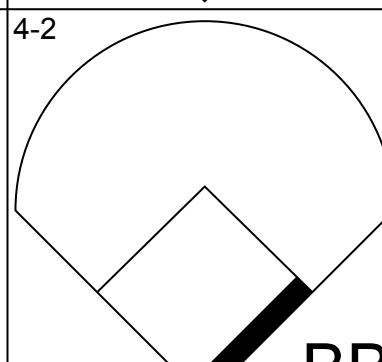
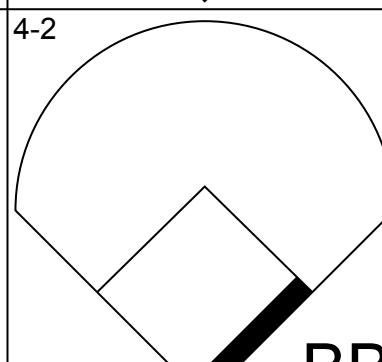
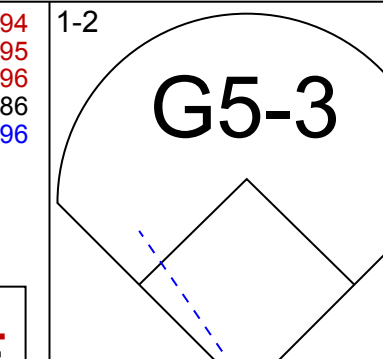
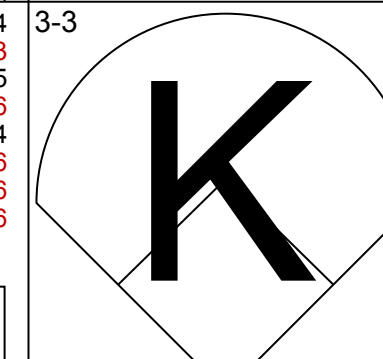
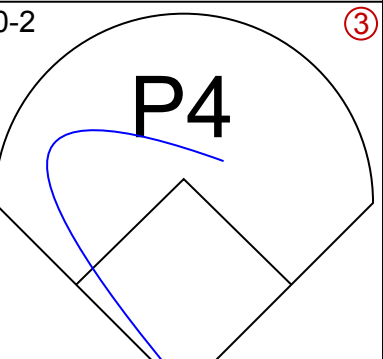
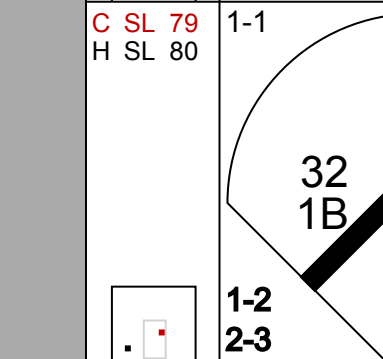
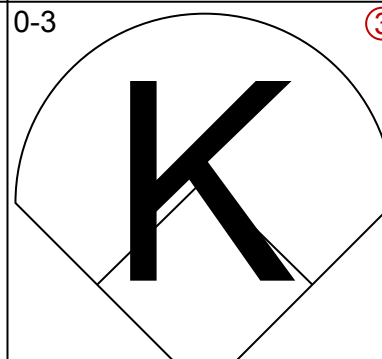
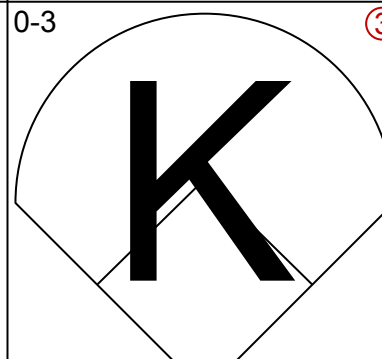
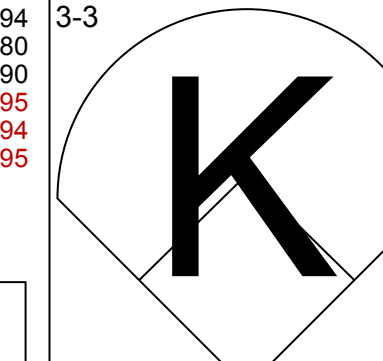
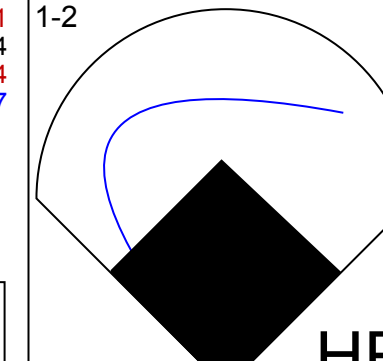
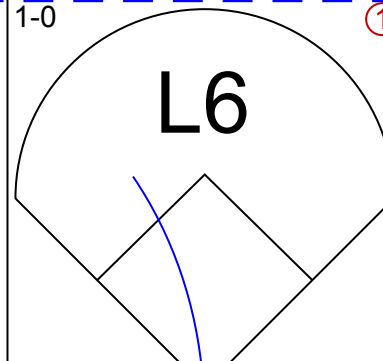
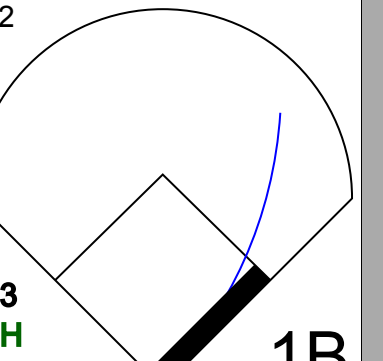
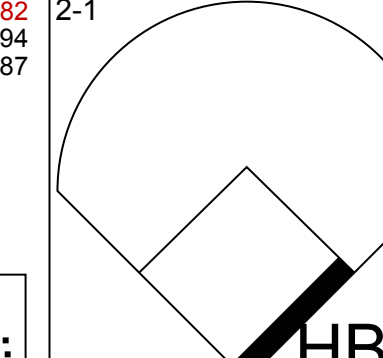
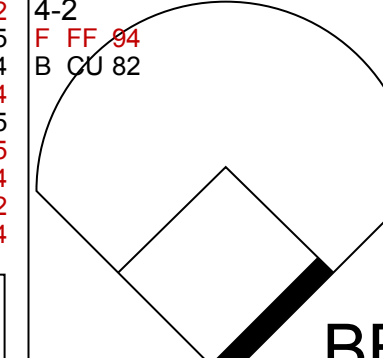
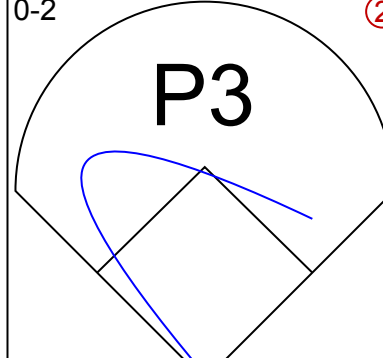
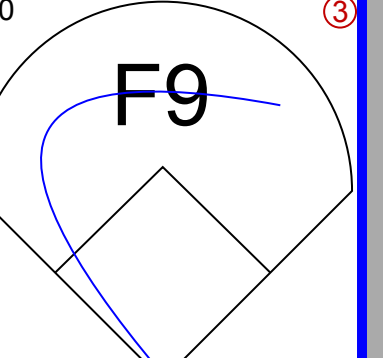
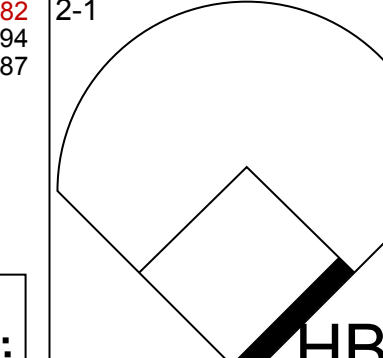
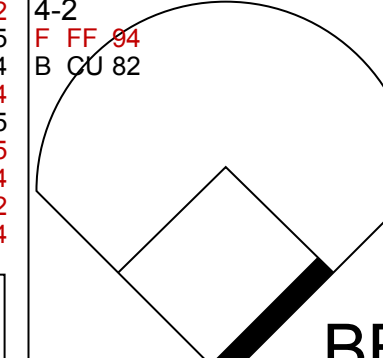
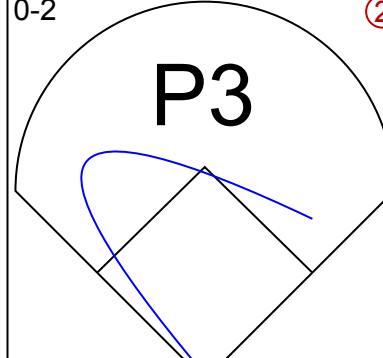
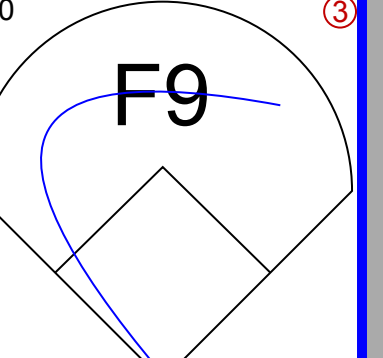
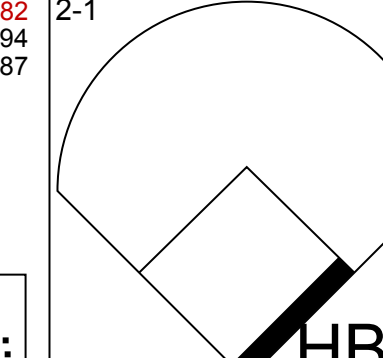
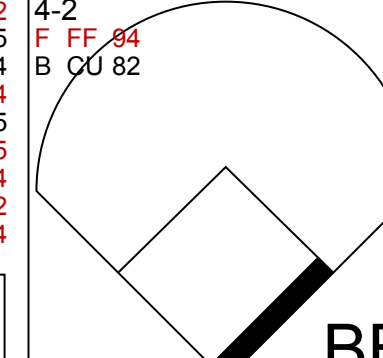
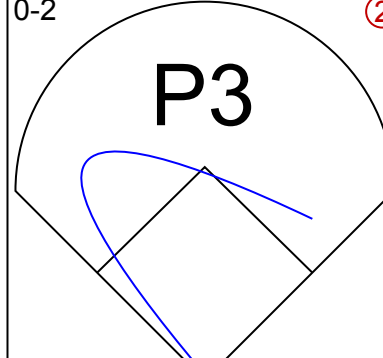
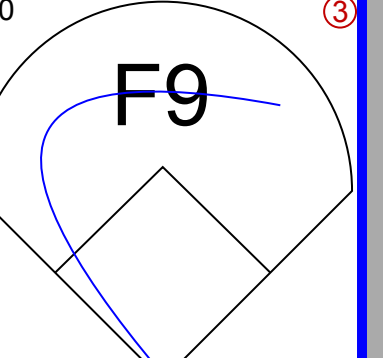
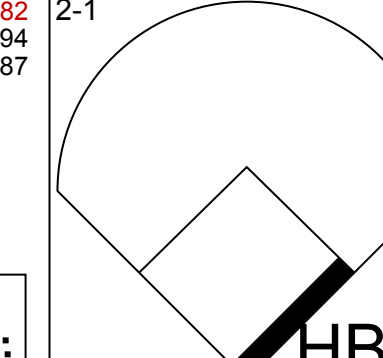
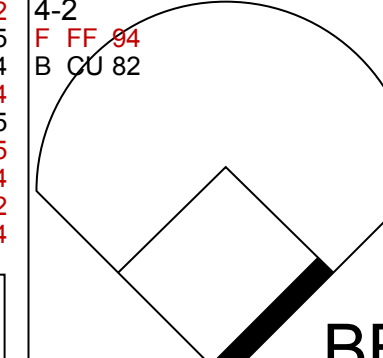
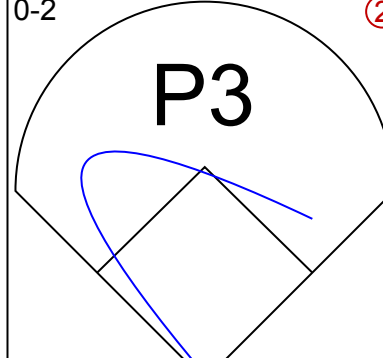
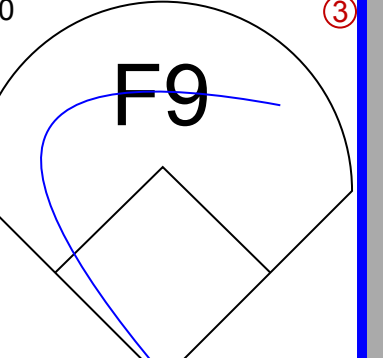
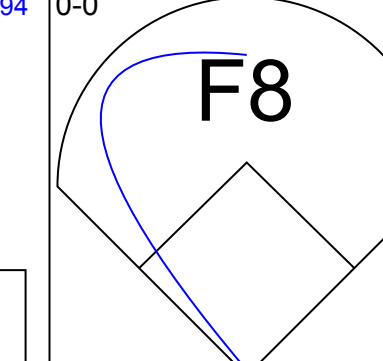
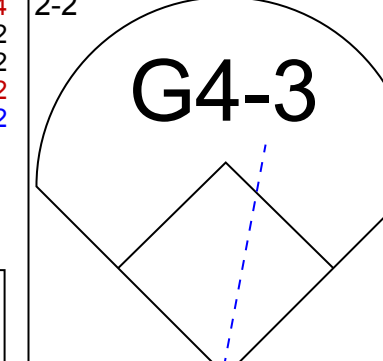
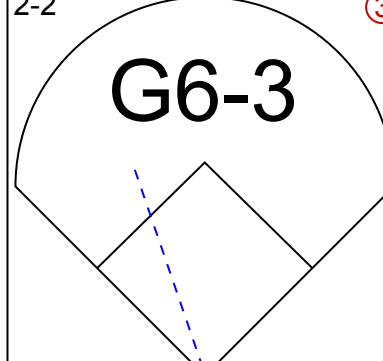
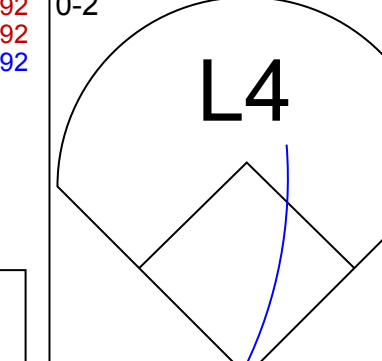
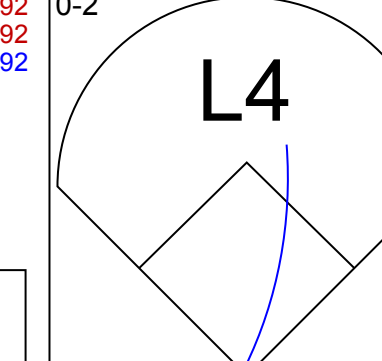
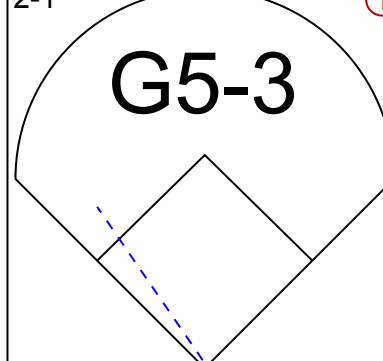
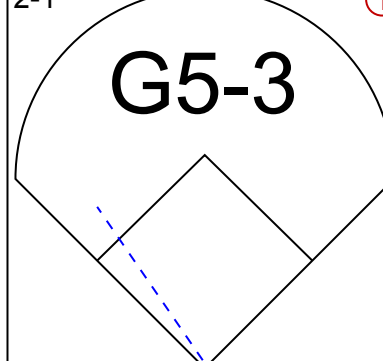
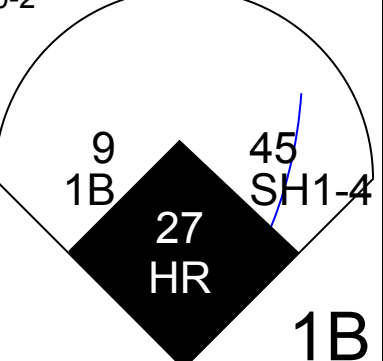
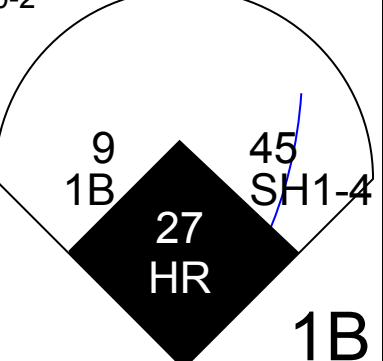
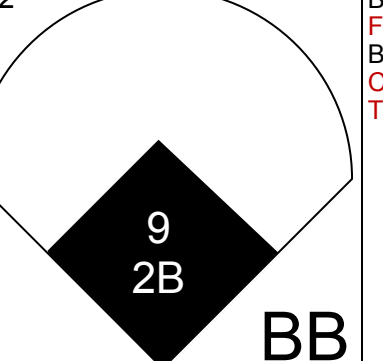


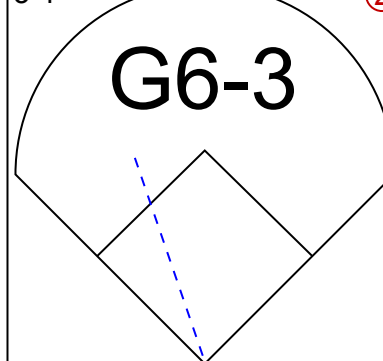
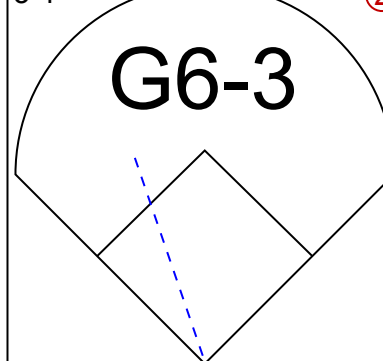
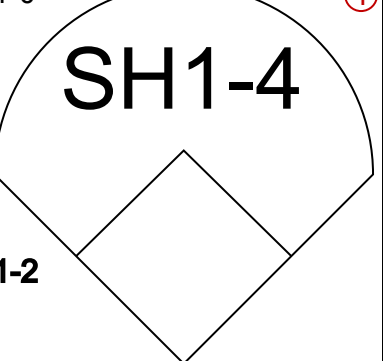
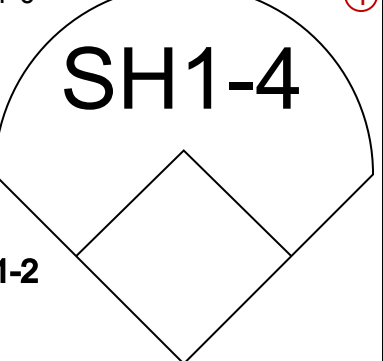
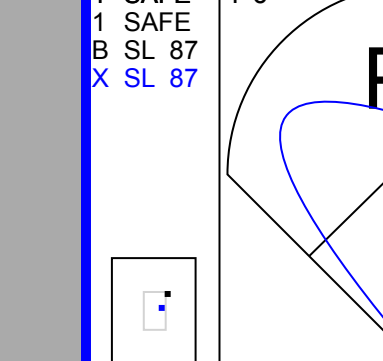
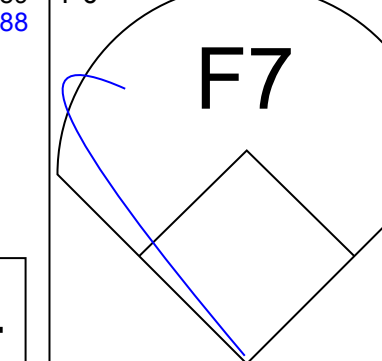
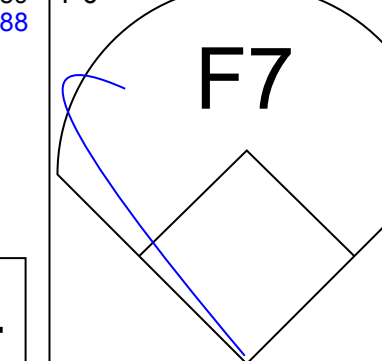
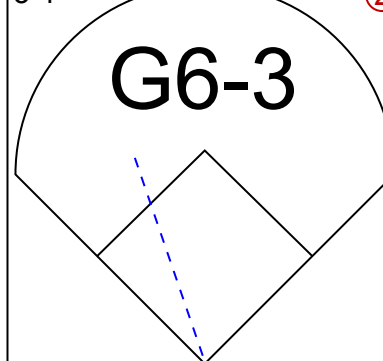
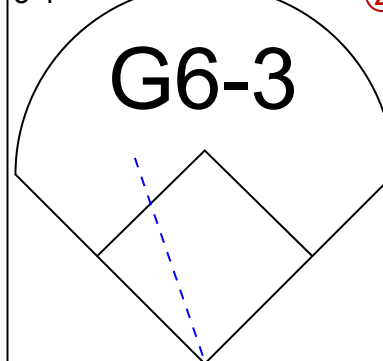
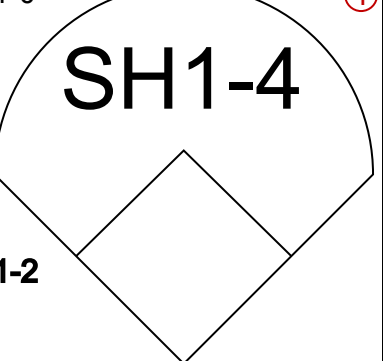
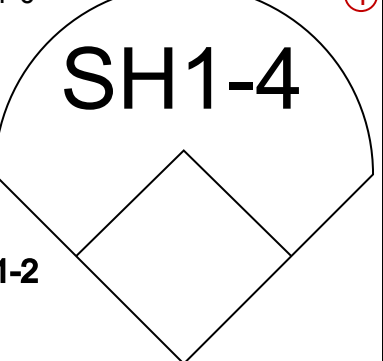
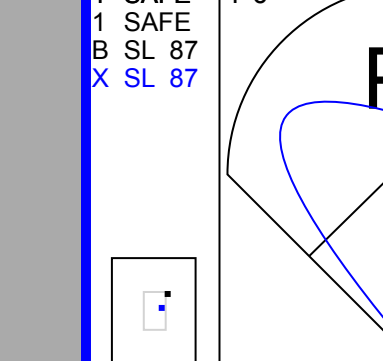
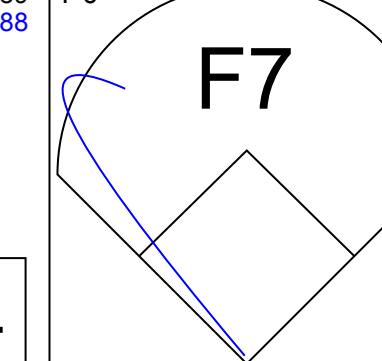
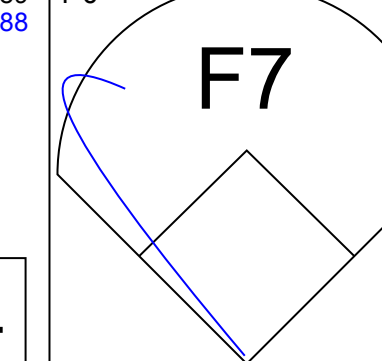
Batter	1	2	3	4	5	6	7	8	9	AB	R	H	RBI	BB	SO	LOB	BOTTOM																
8 Brian Goodwin, L (1.8) OBP: 0.302, SLG: 0.480										4	0	0	0	0	2	3	Miami Marlins @ Washington Nationals Nationals Park, Washington, DC Mon Aug 07 2017, 7:05 PM - 10:03 PM EDT Att: 21,799 - Cloudy - 71 F																
4 Howie Kendrick, R (1.7) OBP: 0.390, SLG: 0.462										3	0	0	0	0	1	0																	
21 Brandon Kintzler, R (8.1) OBP: 0.348, SLG: 0.512										1	0	1	1	0	0	0																	
26 Adam Lind, L (8, PH) OBP: 0.348, SLG: 0.512										4	1	2	1	0	1	0																	
40 Edwin Jackson, R (8, PR) OBP: 0.348, SLG: 0.512										3	1	0	0	1	2	2																	
62 Sean Doolittle, L (9.1) OBP: 0.422, SLG: 0.621										3	1	0	0	1	2	2																	
11 Ryan Zimmerman, R (1.3) OBP: 0.351, SLG: 0.568										3	0	0	0	0	0	1																	
20 Daniel Murphy, L (1.4) OBP: 0.385, SLG: 0.576										2	0	0	0	0	0	0																	
6 Anthony Rendon, R (1.5) OBP: 0.413, SLG: 0.567										3	0	1	1	0	0	0																	
32 Matt Wieters, S (1.2) OBP: 0.295, SLG: 0.382										3	1	2	0	0	0	2																	
1 Wilmer Difo, S (1.6) OBP: 0.330, SLG: 0.386										3	1	2	0	0	0	2																	
31 Max Scherzer, R (1.1) OBP: 0.280, SLG: 0.283										2	0	1	0	0	0	1																	
45 Andrew Stevenson, L (8.7) OBP: 0.077, SLG: 0.077										0	0	0	0	0	0	0																	
Inning Stats	R: 0 E: 0 K: 2 S: 9	H: 0 LOB: 0 BB: 0 P: 12	R: 1 E: 0 K: 0 S: 7	H: 1 LOB: 1 BB: 1 P: 16	R: 0 E: 0 K: 1 S: 7	H: 1 LOB: 0 BB: 0 P: 10	R: 1 E: 0 K: 1 S: 11	H: 1 LOB: 0 BB: 0 P: 18	R: 0 E: 0 K: 1 S: 12	H: 1 LOB: 1 BB: 0 P: 20	R: 0 E: 0 K: 1 S: 14	H: 0 LOB: 0 BB: 0 P: 18	R: 0 E: 0 K: 0 S: 12	H: 0 LOB: 0 BB: 0 P: 17	R: 1 E: 0 K: 0 S: 11	H: 3 LOB: 2 BB: 0 P: 17	1B: 6 2B: 1 3B: 0 HR: 1	SF: 0 SAC: 1 DP: 2 HBP: 1	WP: 0 PB: 0 SB: 0 CS: 0	PA: 31													
PITCHER	IP WLS BF H R ER SO BB IBB HBP BLK WP HR S P ERA WHIP																																
50 Chris O'Grady, L (1.1) ERA: 5.47	1.1	5	0	1	1	2	1	0	0	0	0	0	0	11	18	6.75	0.750																
43 Odrisamer Despaigne, R (2.1) ERA: 4.38	3.2	14	4	1	1	3	0	0	1	0	0	1	35	58	2.46	1.091																	
71 Drew Steckenrider, R (6.1) ERA: 2.7	1.0	3	0	0	0	1	0	0	0	0	0	0	14	18	0.00	0.000																	
25 Junichi Tazawa, R (7.1) ERA: 4.81	1.0	3	0	0	0	0	0	0	0	0	0	0	12	17	0.00	0.000																	
66 Jarlin Garcia, L (8.1) ERA: 3.48	1.0	L	6	3	1	1	0	0	0	0	0	0	11	17	9.00	3.000																	

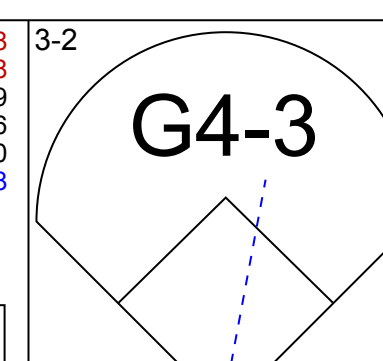
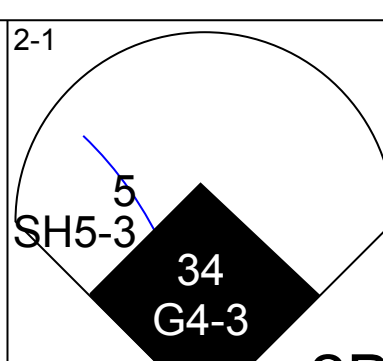
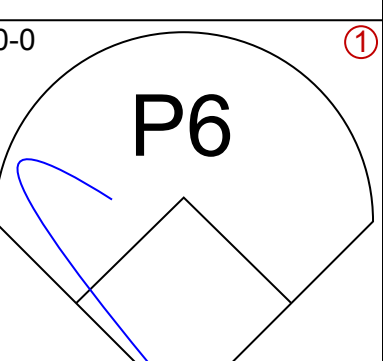
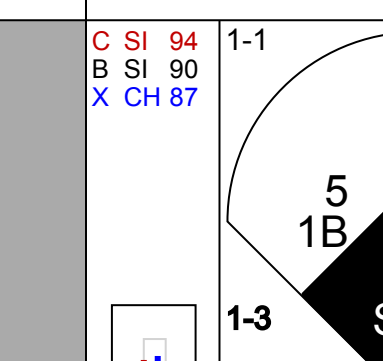
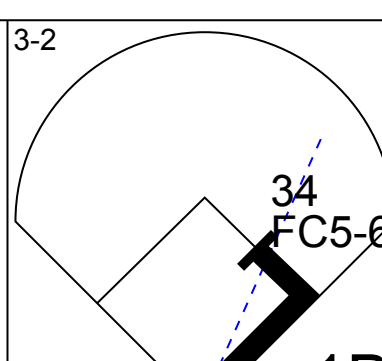
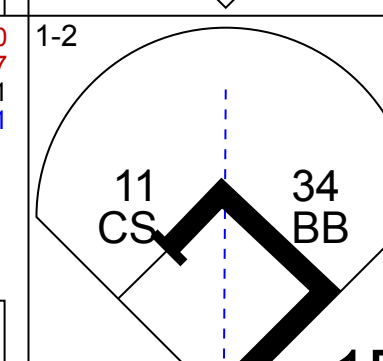
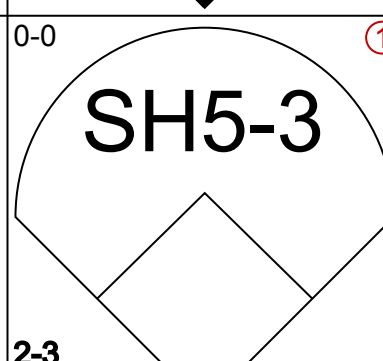
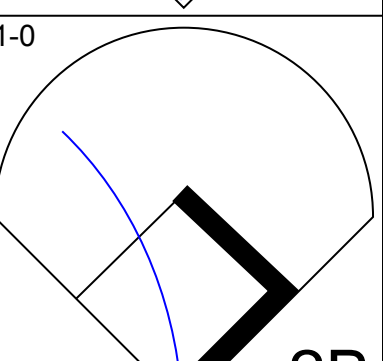
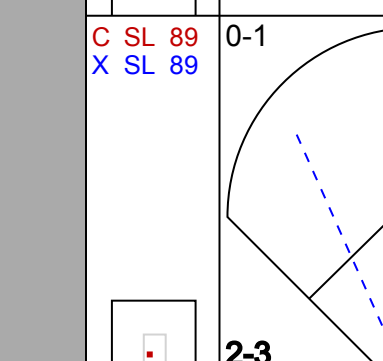
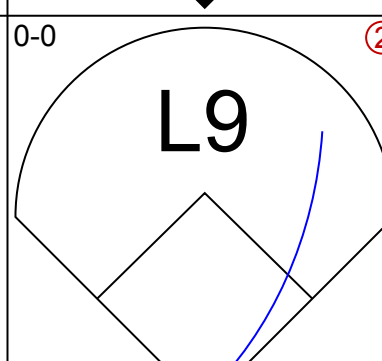

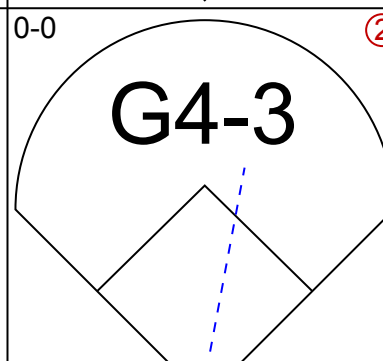
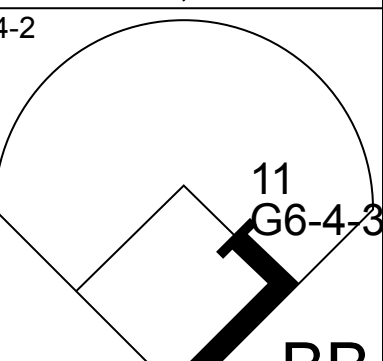
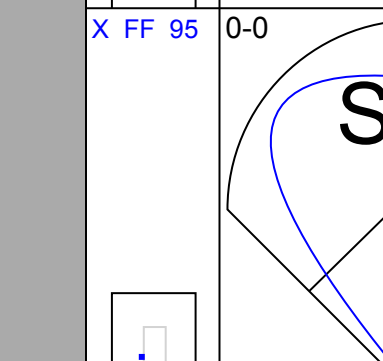
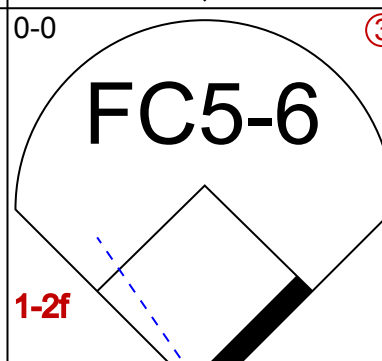
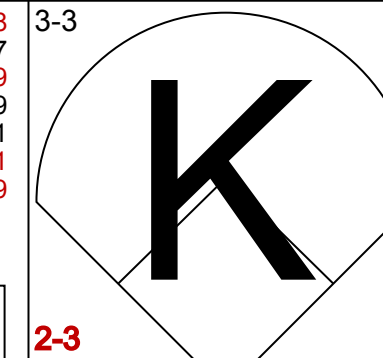
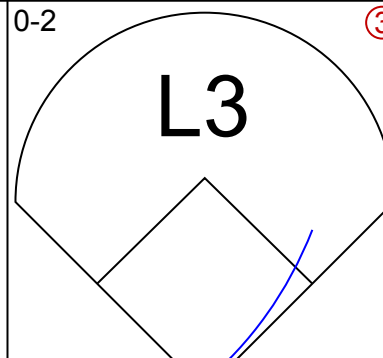
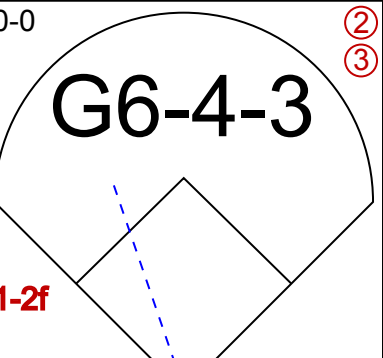
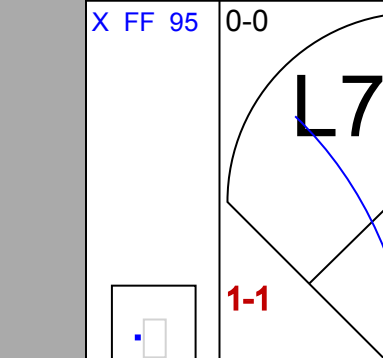
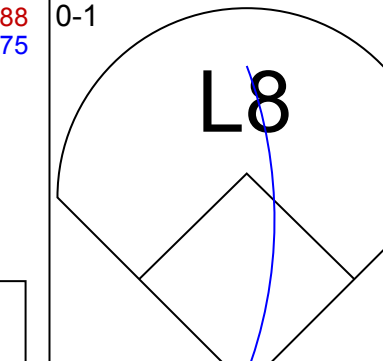
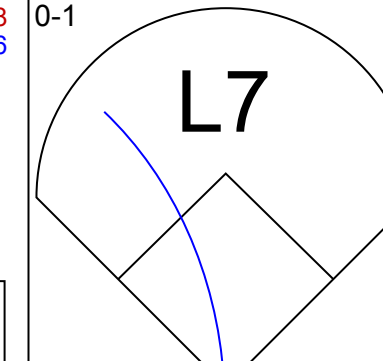
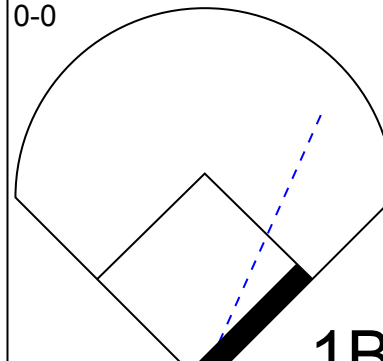


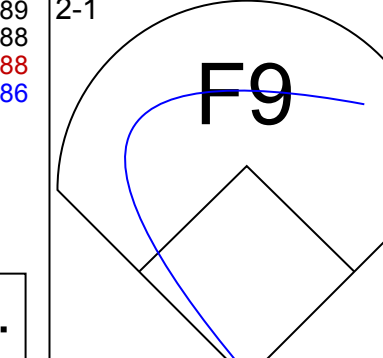
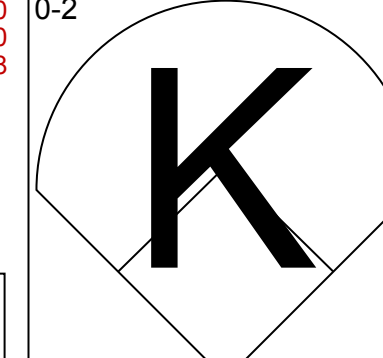
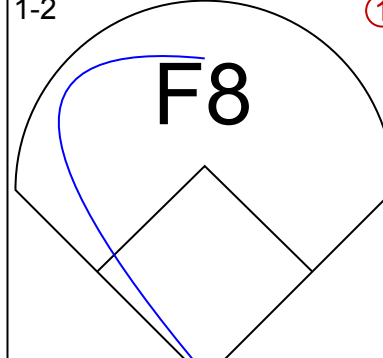





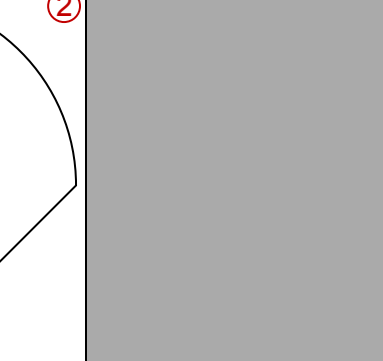
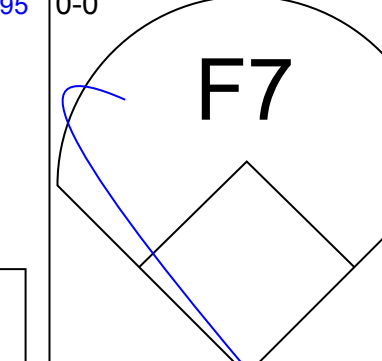
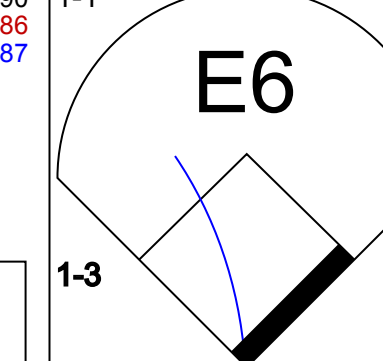
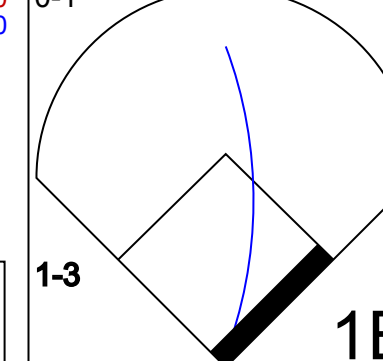
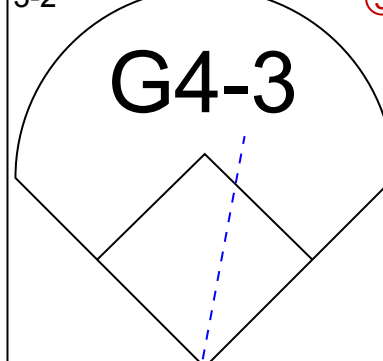
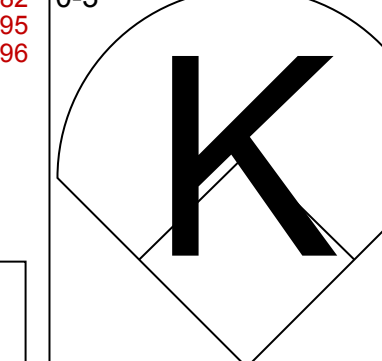

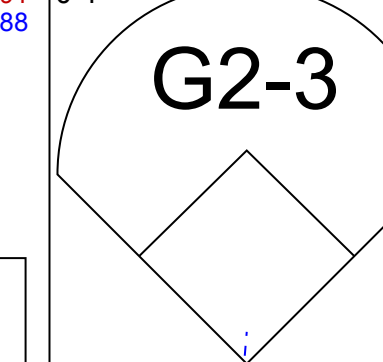
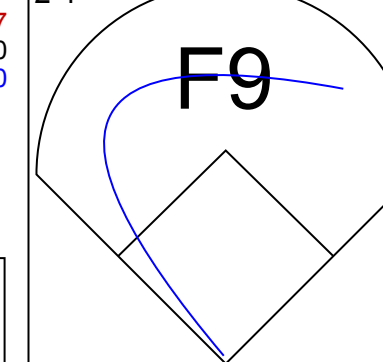
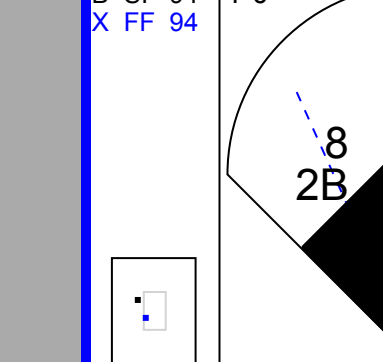
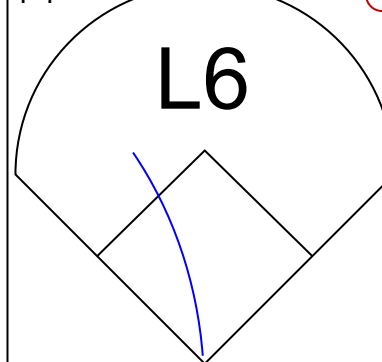
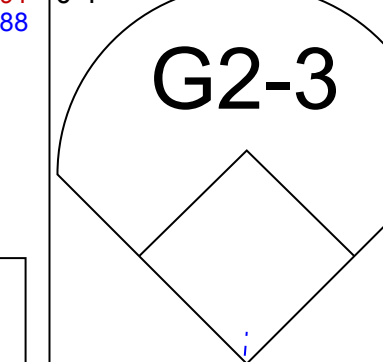
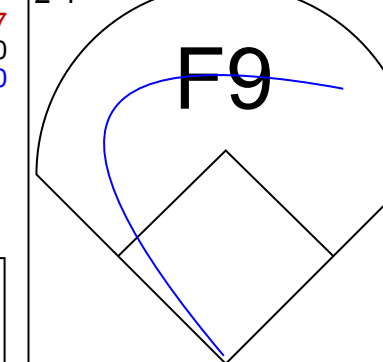
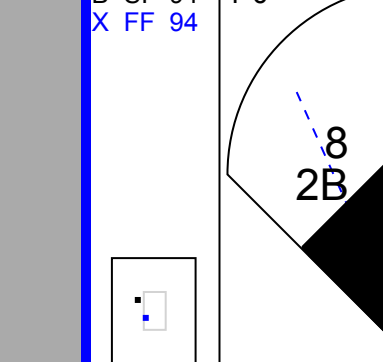
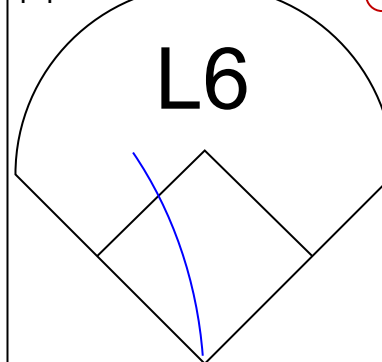
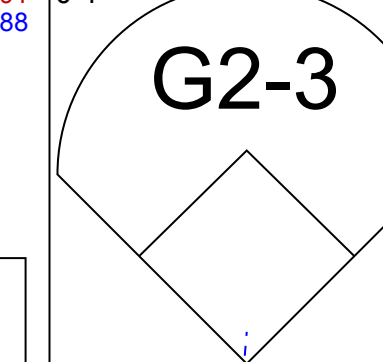
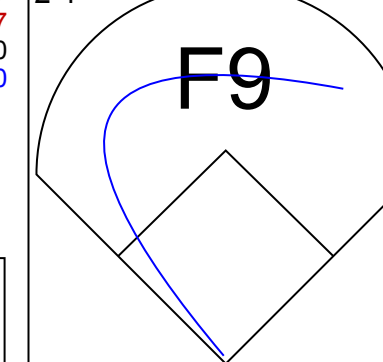
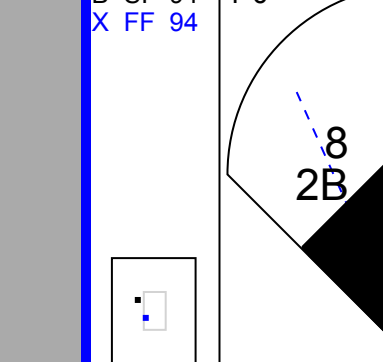
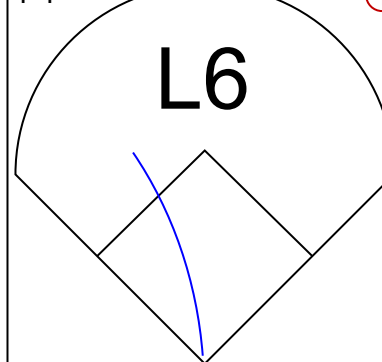
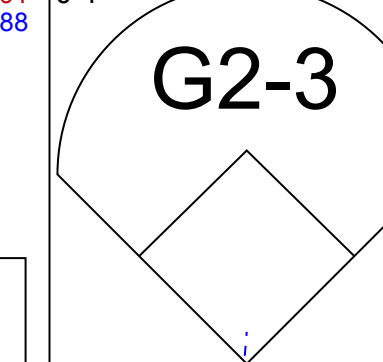
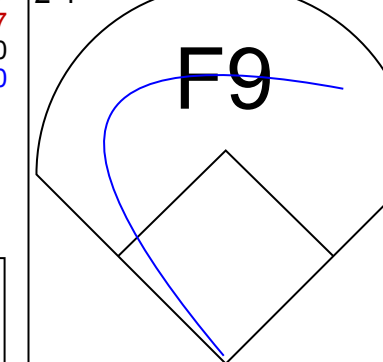
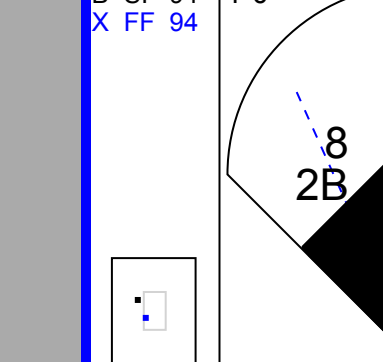
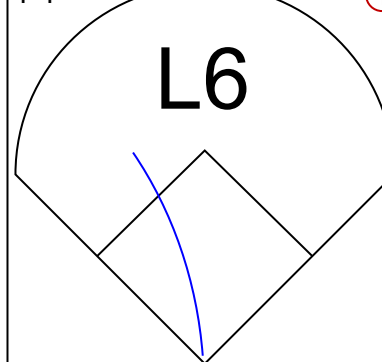
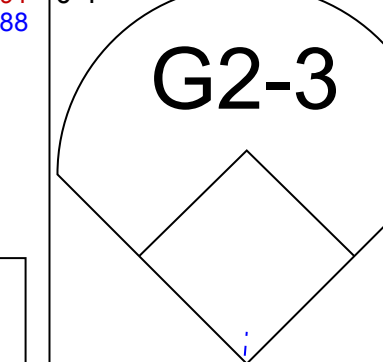
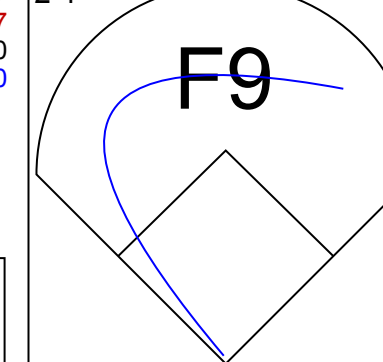
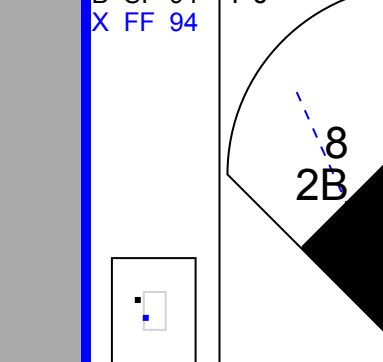
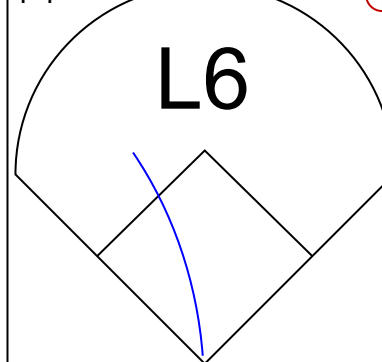
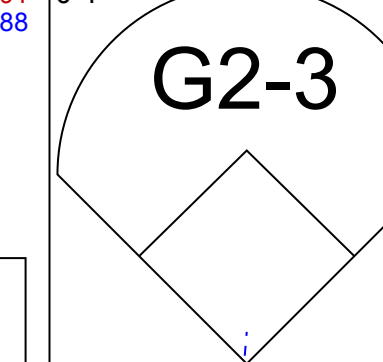
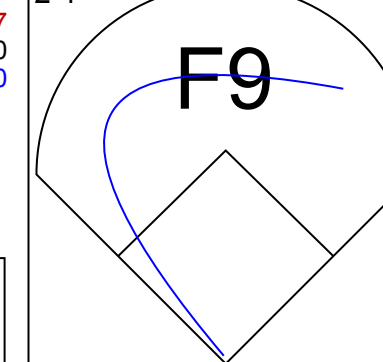
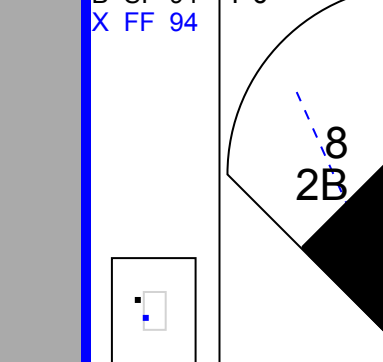
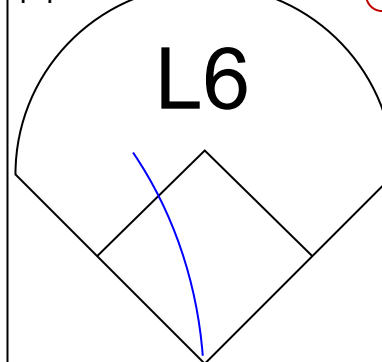
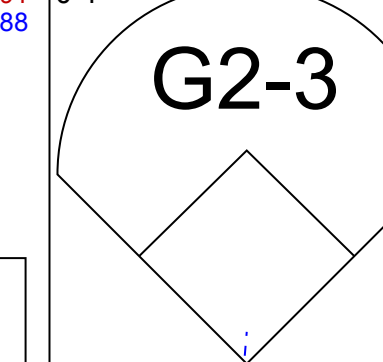
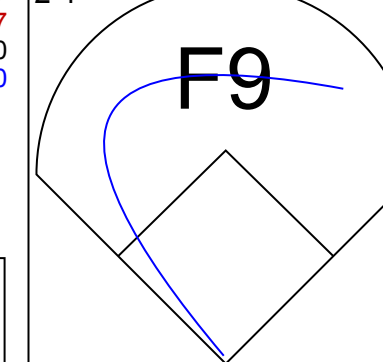
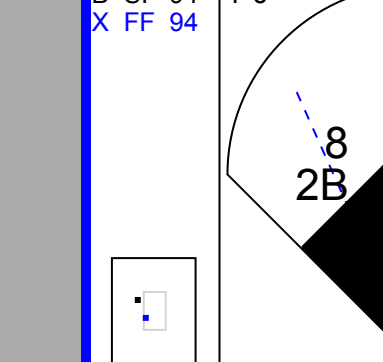
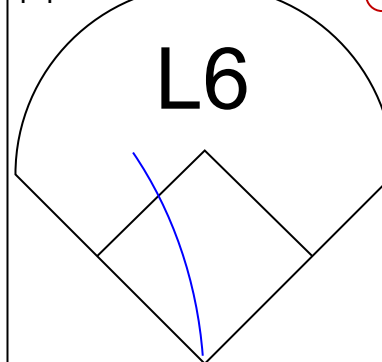
AB 33
R 2
H 6
RBI 2
BB 3
SO 10
LOB 14



AB 28
R 3
H 7
RBI 3
BB 1
SO 6
LOB 9



Batter	1	2	3	4	5	6	7	8	9	AB	R	H	RBI	BB	SO	LOB	TOP					
9 Dee Strange-Gordon, L OBP: 0.340, SLG: 0.363										5	2	3	1	0	1	0	<p>Miami Marlins @ Washington Nationals Nationals Park, Washington, DC Tue Aug 08 2017, 7:06 PM - 10:12 PM EDT Att: 25,406 - Clear - 80 F</p> <p>livebaseballscores.com</p>					
27 Giancarlo Stanton, R OBP: 0.370, SLG: 0.615										4	2	1	3	1	2	1						
21 Christian Yelich, L OBP: 0.363, SLG: 0.431										4	0	0	0	1	1	2						
11 J.T. Realmuto, R OBP: 0.360, SLG: 0.478										4	0	0	0	0	2	1						
32 Derek Dietrich, L OBP: 0.320, SLG: 0.409										4	1	2	3	0	1	0						
18 Tomás Telis, S OBP: 0.219, SLG: 0.310										2	0	0	0	1	0	2						
22 Dustin McGowan, R OBP: 0.257, SLG: 0.429										0	0	0	0	0	0	0						
71 Drew Steckenrider, R OBP: 0.257, SLG: 0.429										0	0	0	0	0	0	0						
29 Brad Ziegler, R OBP: 0.257, SLG: 0.429										0	0	0	0	0	0	0						
51 Ichiro Suzuki, L OBP: 0.293, SLG: 0.299										4	0	0	0	0	0	2						
19 Miguel Rojas, R OBP: 0.363, SLG: 0.347										3	2	1	0	1	1	0						
45 Vance Worley, R OBP: 0.182, SLG: 0.182										1	0	0	0	0	0	0						
28 Tyler Moore, R OBP: 0.257, SLG: 0.429										2	0	0	0	0	0	1						
Inning Stats	R: 0 E: 0 K: 2 S: 9	H: 0 LOB: 0 BB: 0 P: 14	R: 0 E: 0 K: 1 S: 9	H: 0 LOB: 1 BB: 0 P: 15	R: 0 E: 0 K: 0 S: 10	H: 1 LOB: 1 BB: 0 P: 18	R: 1 E: 0 K: 1 S: 20	H: 1 LOB: 1 BB: 1 P: 32	R: 3 E: 0 K: 1 S: 14	H: 3 LOB: 0 BB: 0 P: 17	R: 0 E: 0 K: 0 S: 7	H: 0 LOB: 0 BB: 0 P: 10	R: 3 E: 0 K: 0 S: 16	H: 2 LOB: 2 BB: 2 P: 25	R: 0 E: 0 K: 1 S: 7	H: 0 LOB: 0 BB: 0 P: 10	R: 0 E: 0 K: 2 S: 11	H: 0 LOB: 1 BB: 1 P: 18	1B: 4 2B: 1 3B: 0 HR: 2	SF: 0 SAC: 1 DP: 0 HBP: 2	WP: 0 PB: 0 SB: 0 CS: 0	PA: 40
PITCHER	IP WLS BF H R ER SO BB IBB HBP BLK WP HR S P ERA WHIP																					
22 A.J. Cole, R ERA: 5.63	5.0 L 22 5 4 4 5 1 0 1 0 0 0 2 62 96 7.20 1.200																					
36 Sammy Solis, L ERA: 11.57	1.0 4 0 1 1 0 1 0 0 0 0 0 9 16 9.00 1.000																					
56 Joe Blanton, R ERA: 7.34	0.1 3 1 0 0 0 0 1 0 0 0 0 2 3 0.00 3.000																					
46 Oliver Pérez, L ERA: 3.55	0.2 4 1 2 2 0 0 0 1 0 0 0 12 16 27.00 1.500																					
43 Matt Albers, R ERA: 2.13	2.0 7 0 0 0 3 1 0 0 0 0 0 0 18 28 0.00 0.500																					

Batter	1	2	3	4	5	6	7	8	9	AB	R	H	RBI	BB	SO	LOB	BOTTOM					
8 Brian Goodwin, L OBP: 0.308, SLG: 0.491										5	2	3	0	0	0	0	<p>Miami Marlins @ Washington Nationals Nationals Park, Washington, DC Tue Aug 08 2017, 7:06 PM - 10:12 PM EDT Att: 25,406 - Clear - 80 F</p> <p>livebaseballscores.com</p>					
5 Adrián Sánchez, R OBP: 0.276, SLG: 0.310										4	0	3	1	0	0	1						
34 Bryce Harper, L OBP: 0.422, SLG: 0.618										2	0	0	2	2	0	1						
11 Ryan Zimmerman, R OBP: 0.348, SLG: 0.561										4	0	0	0	0	1	5						
26 Adam Lind, L OBP: 0.351, SLG: 0.511										4	0	2	0	0	0	0						
6 Anthony Rendon, R OBP: 0.409, SLG: 0.561										4	0	0	0	0	2	2						
1 Wilmer Difo, S OBP: 0.333, SLG: 0.385										3	0	1	0	1	0	2						
59 Jose Lobaton, S OBP: 0.224, SLG: 0.302										4	0	1	0	0	1	3						
22 A.J. Cole, R ERA: 4.83										2	0	0	0	0	0	4						
36 Sammy Solis, R ERA: 3.43										0	0	0	0	0	0	0						
56 Joe Blanton, R ERA: 7.34										0	0	0	0	0	0	0						
46 Oliver Pérez, L ERA: 2.51										1	1	1	0	0	0	0						
45 Andrew Stevenson, L ERA: 2.51										0	0	0	0	0	0	0						
43 Matt Albers, L ERA: 2.51										0	0	0	0	0	0	0						
20 Daniel Murphy, L OBP: 0.366, SLG: 0.525										1	0	0	0	0	0	0						
Inning Stats	R: 0 E: 0 K: 1 S: 11	H: 1 LOB: 2 BB: 1 P: 22	R: 0 E: 1 K: 0 S: 11	H: 0 LOB: 2 BB: 1 P: 18	R: 1 E: 0 K: 0 S: 7	H: 1 LOB: 0 BB: 0 P: 9	R: 0 E: 0 K: 1 S: 12	H: 2 LOB: 2 BB: 0 P: 15	R: 0 E: 0 K: 0 S: 5	H: 1 LOB: 1 BB: 1 P: 10	R: 0 E: 0 K: 0 S: 10	H: 1 LOB: 0 BB: 0 P: 14	R: 2 E: 0 K: 0 S: 7	H: 3 LOB: 0 BB: 0 P: 9	R: 0 E: 0 K: 2 S: 11	H: 1 LOB: 1 BB: 0 P: 15	R: 0 E: 0 K: 0 S: 8	H: 1 LOB: 1 BB: 0 P: 12	1B: 8 2B: 5 3B: 0 HR: 0	SF: 1 SAC: 1 DP: 3 HBP: 0	WP: 0 PB: 0 SB: 1 CS: 1	PA: 39
PITCHER	IP WLS BF H R ER SO BB IBB HBP BLK WP HR S P ERA WHIP																					
45 Vance Worley, R ERA: 4.83	6.0 W 26 6 1 1 2 3 0 0 0 0 0 0 7 9 1.50 1.500																					
22 Dustin McGowan, R ERA: 3.43	1.0 5 3 2 2 0 0 0 0 0 0 0 7 9 18.00 3.000																					
71 Drew Steckenrider, R ERA: 2.51	1.0 4 1 0 0 2 0 0 0 0 0 0 11 15 0.00 1.000																					
29 Brad Ziegler, R ERA: 5.91	1.0 4 1 0 0 0 0 0 0 0 0 0 8 12 0.00 1.000																					

Miami Marlins @ Washington Nationals
Nationals Park, Washington, DC
Tue Aug 08 2017, 7:06 PM - 10:12 PM EDT
Att: 25,406 - Clear - 80 F

livebaseballscores.com

MIAMI

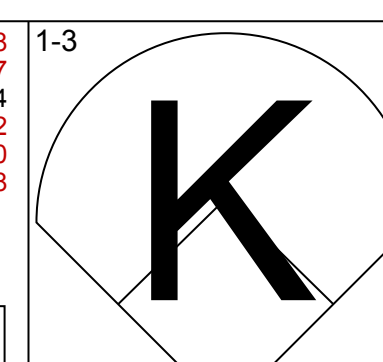
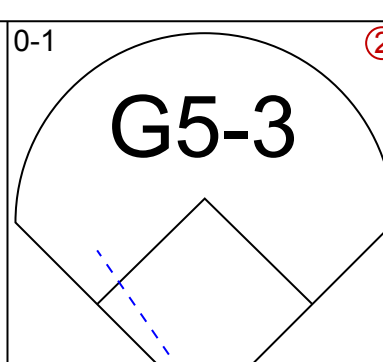
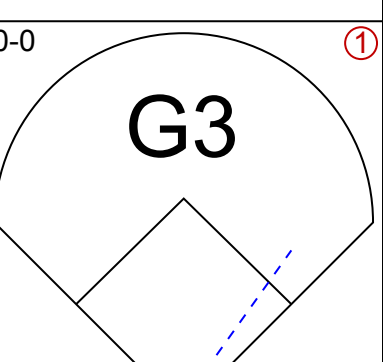
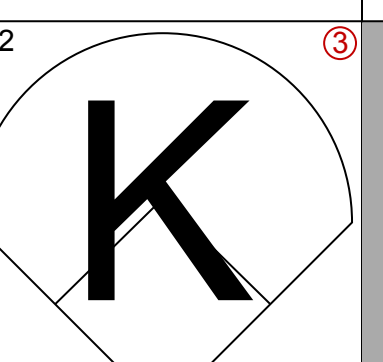
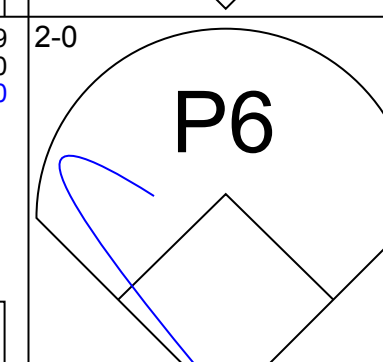
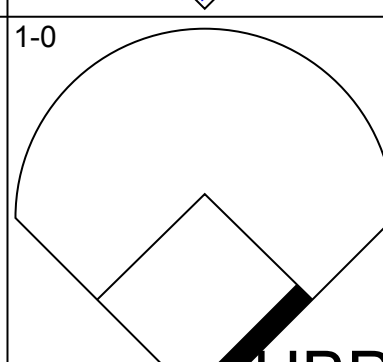
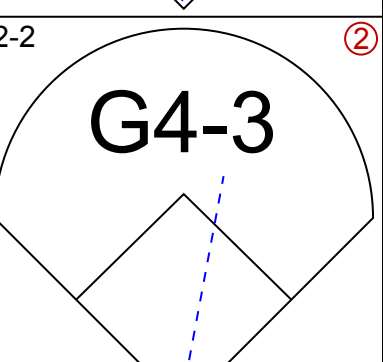

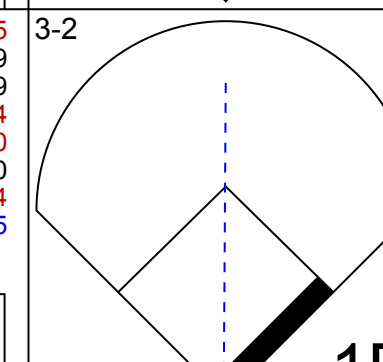
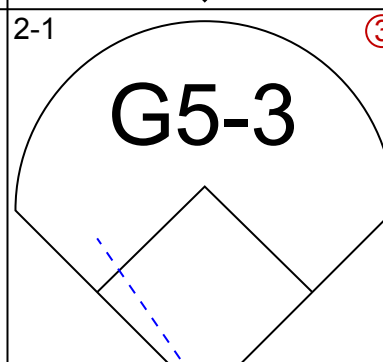
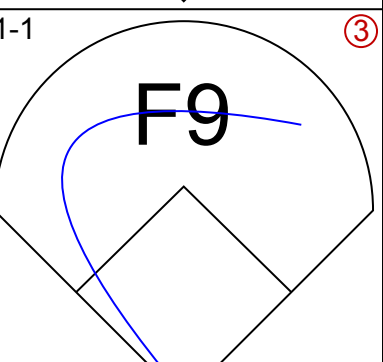

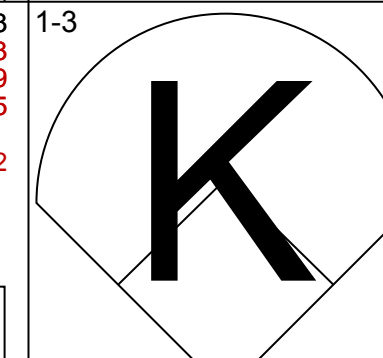












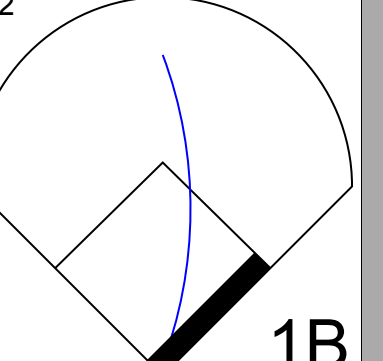

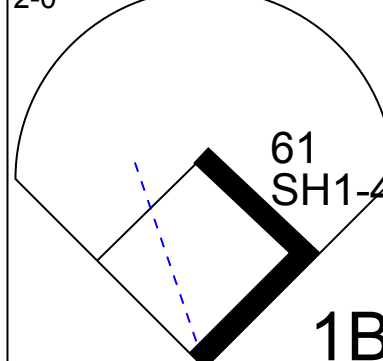

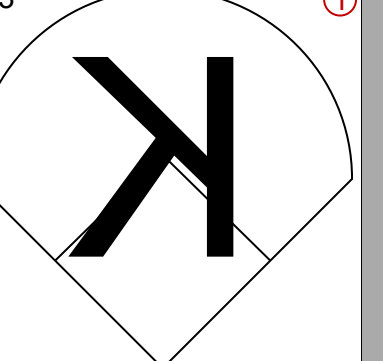

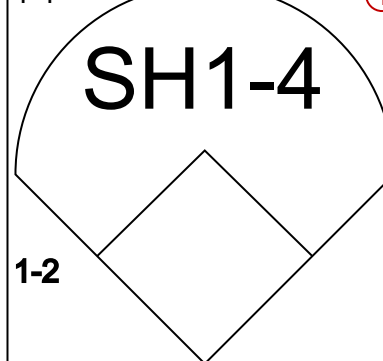

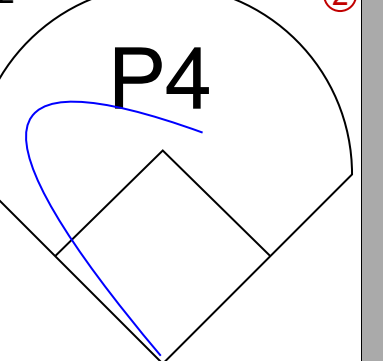

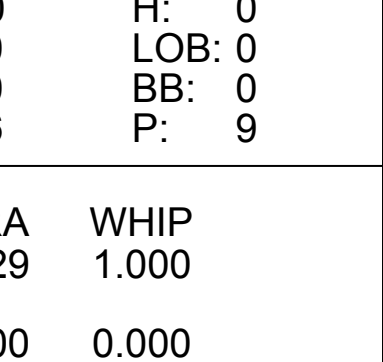
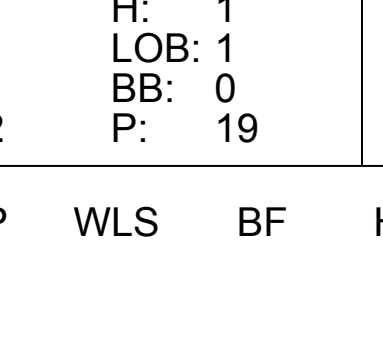

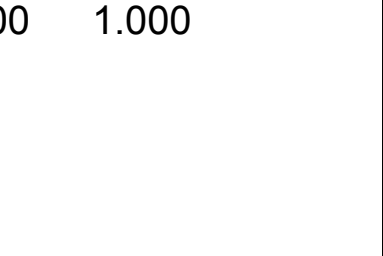

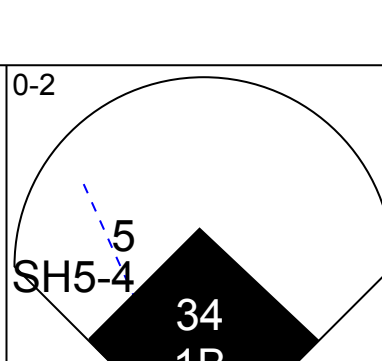

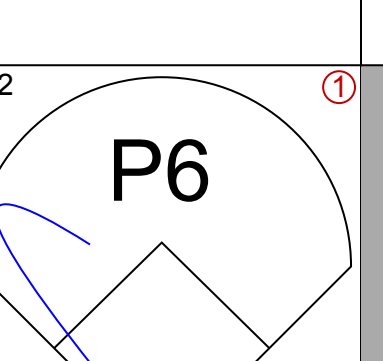
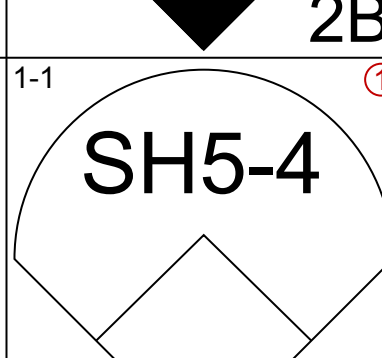
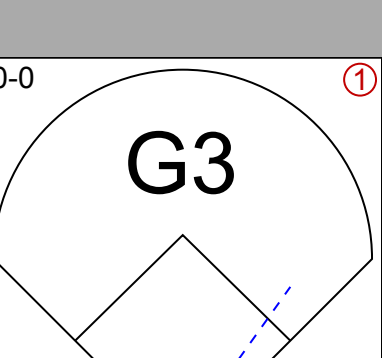
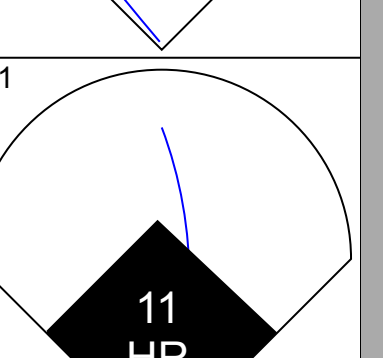
Miami Marlins @ Washington Nationals
Nationals Park, Washington, DC
Tue Aug 08 2017, 7:06 PM - 10:12 PM EDT
Att: 25,406 - Clear - 80 F

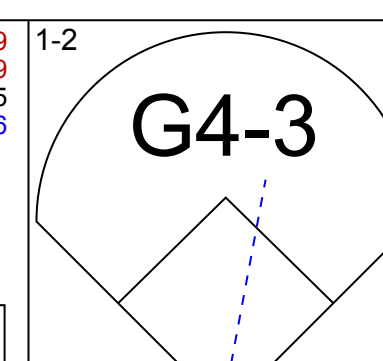
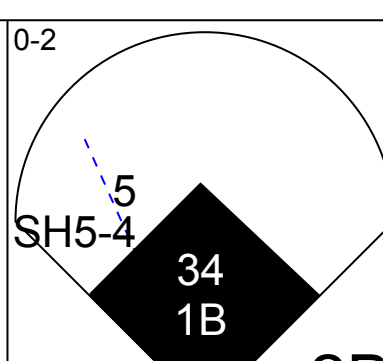

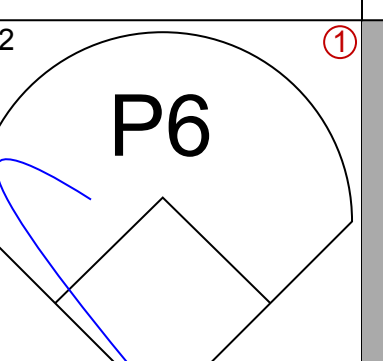
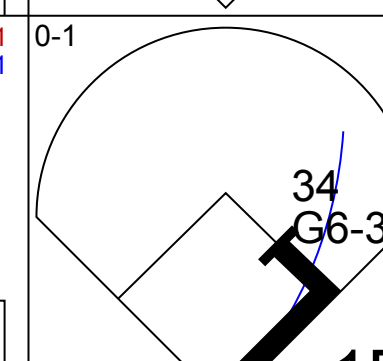
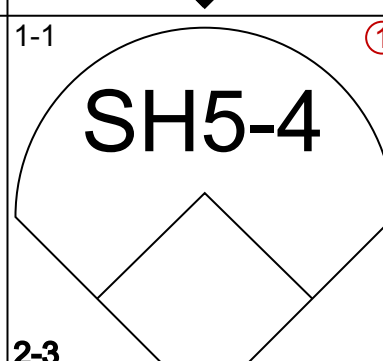
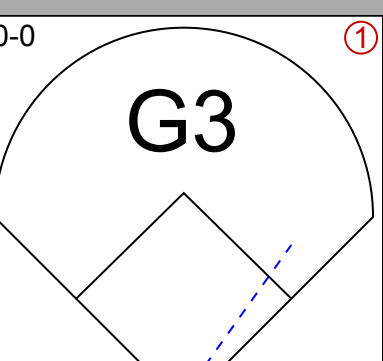
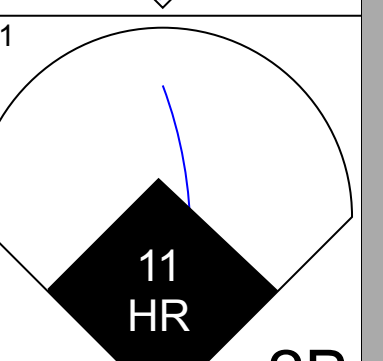
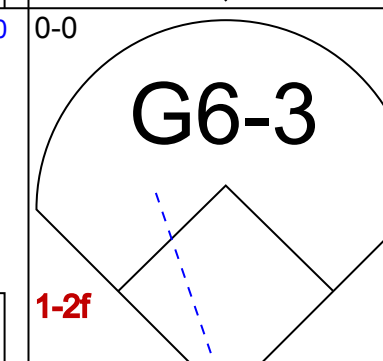
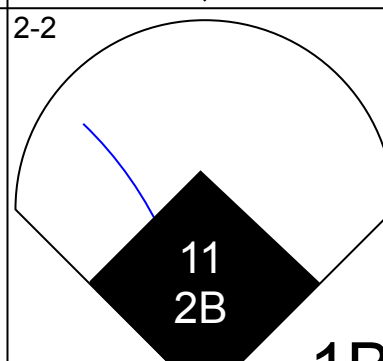
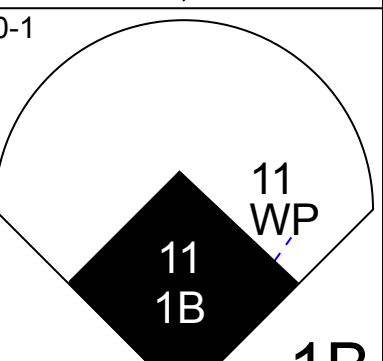
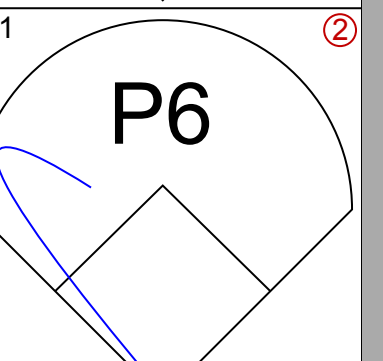

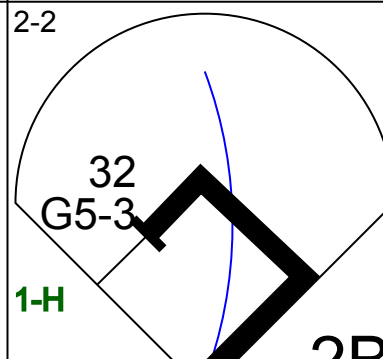
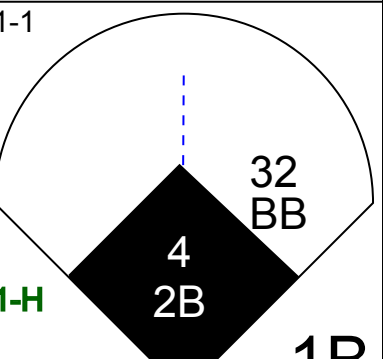
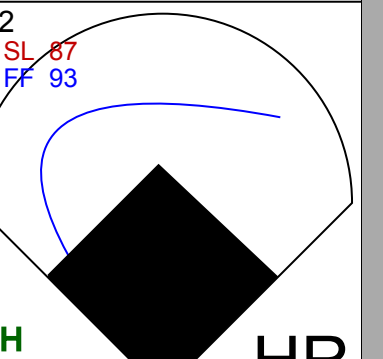

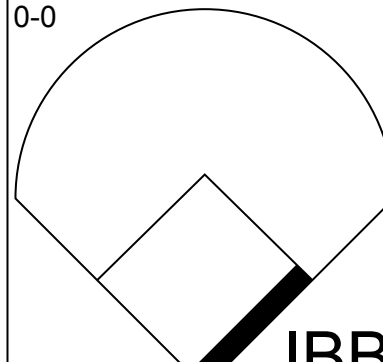
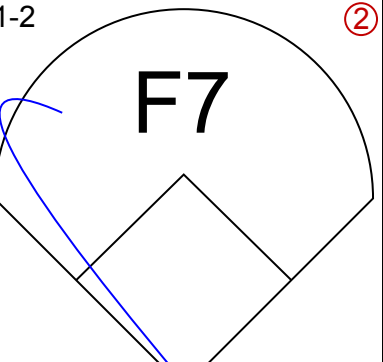
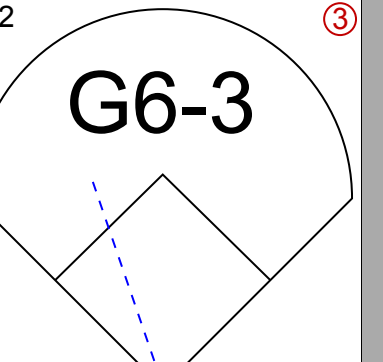

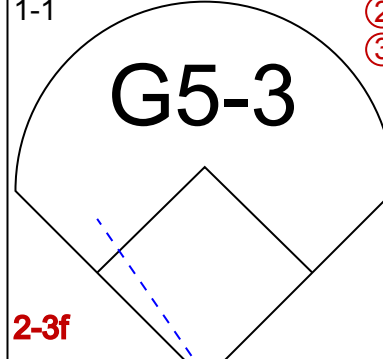
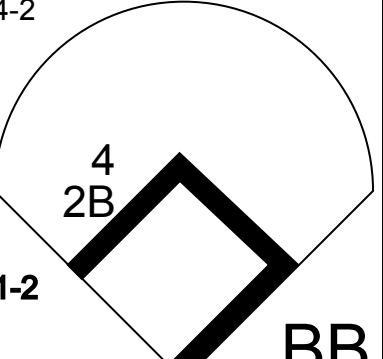



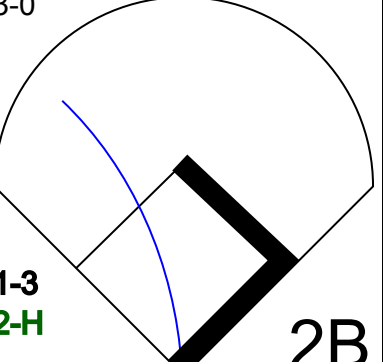



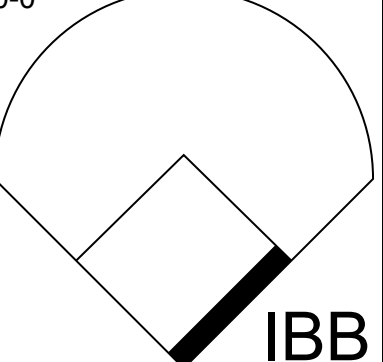



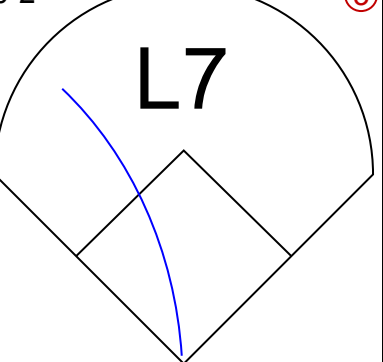

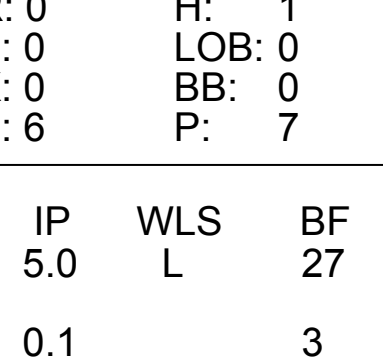

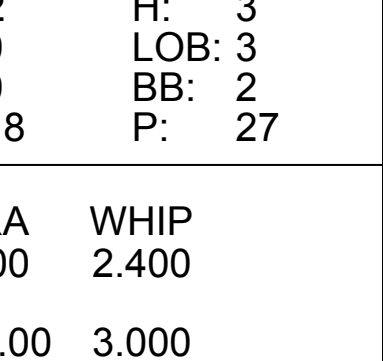
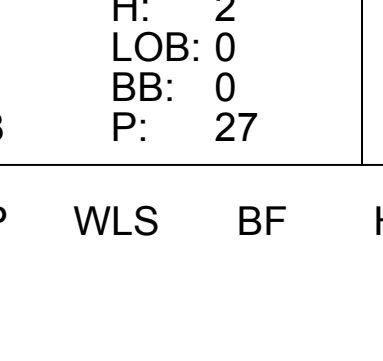
livebaseballscores.com

WASHINGTON NATIONALS

AB	33
R	7
H	7
RBI	7
BB	4
SO	8
LOB	9

AB	34
R	3
H	11
RBI	3
BB	3
SO	4
LOB	18

Batter	1	2	3	4	5	6	7	8	9	AB	R	H	RBI	BB	SO	LOB	TOP			
9 Dee Strange-Gordon, L OBP: 0.338, SLG: 0.360										4	0	0	0	0	2	2	Miami Marlins @ Washington Nationals Nationals Park, Washington, DC Wed Aug 09 2017, 7:07 PM - 10:07 PM EDT Att: 25,951 - Partly Cloudy - 82 F			
27 Giancarlo Stanton, R OBP: 0.369, SLG: 0.611										3	0	0	0	0	1	0				
13 Marcell Ozuna, R OBP: 0.360, SLG: 0.545										4	0	1	0	0	0	2				
11 J.T. Realmuto, R OBP: 0.359, SLG: 0.476										3	0	1	0	0	1	1				
12 Mike Aviles, R OBP: 0.236, SLG: 0.310										1	0	0	0	0	1	0				
32 Derek Dietrich, L OBP: 0.316, SLG: 0.404										4	1	0	0	0	0	1				
28 Tyler Moore, R OBP: 0.286, SLG: 0.434										3	0	2	0	0	1	0				
49 Brian Ellington, R OBP: 0.300, SLG: 0.333										0	0	0	0	0	0	0				
51 Ichiro Suzuki, L OBP: 0.305, SLG: 0.312										4	0	3	1	0	0	1				
19 Miguel Rojas, R OBP: 0.360, SLG: 0.344										4	0	1	0	0	1	5				
61 Adam Conley, L OBP: 0.214, SLG: 0.154										1	0	0	0	0	1	2				
30 Hunter Cervenko, L OBP: 0.206, SLG: 0.290										0	0	0	0	0	0	0				
18 Tomás Telis, S OBP: 0.206, SLG: 0.290										2	0	0	0	0	0	3				
Inning Stats	R: 0 H: 1 E: 0 K: 2 S: 15	H: 1 LOB: 1 BB: 0 P: 22	R: 0 H: 3 E: 0 K: 0 S: 8	H: 1 LOB: 0 BB: 0 P: 9	R: 0 H: 3 E: 0 K: 0 S: 7	H: 1 LOB: 2 BB: 0 P: 13	R: 1 H: 3 E: 0 K: 1 S: 15	H: 3 LOB: 2 BB: 0 P: 25	R: 0 H: 0 E: 0 K: 0 S: 6	H: 0 LOB: 0 BB: 0 P: 6	R: 0 H: 1 E: 0 K: 2 S: 12	H: 1 LOB: 1 BB: 0 P: 19	R: 0 H: 0 E: 0 K: 2 S: 10	H: 0 LOB: 0 BB: 0 P: 11	R: 0 H: 1 E: 0 K: 0 S: 13	H: 1 LOB: 2 BB: 0 P: 20	1B: 8 2B: 0 3B: 0 HR: 0	SF: 0 SAC: 1 DP: 1 HBP: 2	WP: 0 PB: 0 SB: 0 CS: 0	PA: 36
PITCHER	IP WLS BF H R ER SO BB IBB HBP BLK WP HR S P ERA WHIP																			
47 Gio González, L ERA: 2.59	(1, 1) 7.0 W 28 7 1 1 6 0 0 0 1 0 0 0 0 69 103 1.29 1.000																			
56 Joe Blanton, R ERA: 7.11	(8, 1) 1.0 3 0 0 0 2 0 0 0 0 0 0 0 10 11 0.00 0.000																			
33 Matt Grace, L ERA: 4.45	(9, 1) 1.0 5 1 0 0 0 0 0 0 1 0 0 0 13 20 0.00 1.000																			

Batter	1	2	3	4	5	6	7	8	9	AB	R	H	RBI	BB	SO	LOB	BOTTOM			
8 Brian Goodwin, L OBP: 0.309, SLG: 0.492										4	2	1	0	1	1	1	Miami Marlins @ Washington Nationals Nationals Park, Washington, DC Wed Aug 09 2017, 7:07 PM - 10:07 PM EDT Att: 25,951 - Partly Cloudy - 82 F			
5 Adrián Sánchez, R OBP: 0.333, SLG: 0.375										3	2	2	0	0	0	0				
34 Bryce Harper, L OBP: 0.422, SLG: 0.617										4	2	2	2	0	0	2				
11 Ryan Zimmerman, R OBP: 0.356, SLG: 0.585										4	4	4	5	1	0	0				
6 Anthony Rendon, R OBP: 0.407, SLG: 0.554										4	0	0	0	1	1	3				
32 Matt Wieters, S OBP: 0.296, SLG: 0.378										3	0	0	0	2	0	2				
4 Howie Kendrick, R OBP: 0.358, SLG: 0.474										4	0	3	3	0	0	0				
45 Andrew Stevenson, L OBP: 0.133, SLG: 0.133										1	0	0	0	0	1	0				
1 Wilmer Difo, S OBP: 0.340, SLG: 0.384										3	0	1	0	2	1	0				
47 Gio González, R OBP: 0.154, SLG: 0.120										4	0	1	0	0	2	8				
56 Joe Blanton, R ERA: 7.11	(8, 1) 1.0 3 0 0 0 1 0 0 0 0 0 0 0 0 0 0 0																			
33 Matt Grace, L ERA: 8.0	(9, 1) 1.0 3 0 0 0 1 0 0 0 0 0 0 0 0 0 0 0																			
Inning Stats	R: 0 H: 1 E: 0 K: 0 S: 6	H: 3 LOB: 2 BB: 0 P: 7	R: 1 H: 3 E: 0 K: 2 S: 21	H: 3 LOB: 0 BB: 0 P: 28	R: 2 H: 3 E: 0 K: 0 S: 13	H: 3 LOB: 1 BB: 1 P: 19	R: 0 H: 1 E: 0 K: 2 S: 10	H: 1 LOB: 1 BB: 0 P: 13	R: 2 H: 3 E: 0 K: 0 S: 18	H: 3 LOB: 3 BB: 2 P: 27	R: 3 H: 1 E: 0 K: 1 S: 15	H: 1 LOB: 4 BB: 4 P: 33	R: 2 H: 2 E: 0 K: 0 S: 18	H: 2 LOB: 0 BB: 0 P: 27	R: 0 H: 0 E: 0 K: 1 S: 12	H: 0 LOB: 0 BB: 0 P: 17	1B: 8 2B: 4 3B: 0 HR: 2	SF: 1 SAC: 1 DP: 2 HBP: 1	WP: 2 PB: 0 SB: 0 CS: 0	PA: 44
PITCHER	IP WLS BF H R ER SO BB IBB HBP BLK WP HR S P ERA WHIP																			
61 Adam Conley, L ERA: 5.43	(1, 1) 5.0 L 27 11 2 5 4 1 0 1 0 0 1 0 3 94 9.00 2.400																			
30 Hunter Cervenko, L ERA: 15.43	(6, 1) 0.1 3 0 2 2 0 1 0 1 0 0 1 0 3 11 54.00 3.000																			
40 Javy Guerra, R ERA: 16.2	(6, 1) 1.2 11 3 3 3 1 2 1 0 0 0 0 1 30 49 16.20 3.000																			
49 Brian Ellington, R ERA: 8.0	(8, 1) 1.0 3 0 0 0 1 0 0 0 0 0 0 0 12 17 0.00 0.000																			

Batter	1	2	3	4	5	6	7	8	9	AB	R	H	RBI	BB	SO	LOB	TOP			
9 Dee Strange-Gordon, L (1.4) OBP: 0.339, SLG: 0.361										5	1	2	0	0	1	1				
27 Giancarlo Stanton, R (1.9) OBP: 0.368, SLG: 0.614										4	1	1	2	0	0	1				
21 Christian Yelich, L (1.8) OBP: 0.397, SLG: 0.430										1	0	0	0	3	1	0				
13 Marcell Ozuna, R (1.7) OBP: 0.359, SLG: 0.545										4	0	1	0	0	1	2				
32 Derek Dietrich, L (1.5) OBP: 0.315, SLG: 0.399										3	0	0	0	1	2	1				
28 Tyler Moore, R (1.3) OBP: 0.266, SLG: 0.436										4	0	1	0	0	1	4				
17 A.J. Ellis, R (1.2) OBP: 0.288, SLG: 0.319										4	0	0	0	0	0	1				
19 Miguel Rojas, R (1.6) OBP: 0.364, SLG: 0.352										3	0	1	0	1	0	0				
58 Dan Straily, R (1.1) OBP: 0.049, SLG: 0.025										3	0	0	0	0	1	2				
66 Jarlin Garcia, L (6.1)										0	0	0	0	0	0	0				
71 Drew Steckenrider, R (7.1)										0	0	0	0	0	0	0				
25 Junichi Tazawa, R (8.1)										0	0	0	0	0	0	0				
11 J.T. Realmuto, R (9. PH) OBP: 0.399, SLG: 0.475										1	0	0	0	0	0	1				
Inning Stats	R: 0 E: 0 K: 1 S: 11	H: 0 LOB: 1 BB: 1 P: 20	R: 0 E: 0 K: 1 S: 12	H: 1 LOB: 2 BB: 1 P: 18	R: 2 E: 0 K: 0 S: 15	H: 2 LOB: 1 BB: 1 P: 25	R: 0 E: 0 K: 0 S: 5	H: 0 LOB: 0 BB: 0 P: 7	R: 0 E: 0 K: 1 S: 18	H: 1 LOB: 3 BB: 2 P: 27	R: 0 E: 0 K: 1 S: 9	H: 1 LOB: 0 BB: 0 P: 15	R: 0 E: 0 K: 2 S: 10	H: 0 LOB: 0 BB: 0 P: 15	R: 0 E: 0 K: 0 S: 11	H: 1 LOB: 1 BB: 0 P: 13	1B: 2 2B: 3 3B: 0 HR: 1	SF: 0 SAC: 0 DP: 0 HBP: 0	WP: 0 PB: 0 SB: 0 CS: 1	PA: 37
PITCHER	IP WLS BF H R ER SO BB IBB HBP BLK WP HR S P ERA WHIP																			
57 Tanner Roark, R (1.1) ERA: 4.74	6.0 27 4 2 2 4 3 2 0 0 0 1 68 107 3.00 1.167																			
21 Brandon Kintzler, R (7.1) ERA: 2.5	1.0 3 1 0 0 1 0 0 0 0 0 0 9 15 0.00 1.000																			
44 Ryan Madson, R (8.1) ERA: 1.71	1.0 W 3 0 0 0 2 0 0 0 0 0 0 10 15 0.00 0.000																			
62 Sean Doolittle, L (9.1) ERA: 3.45	1.0 S 4 1 0 0 0 0 0 0 0 0 0 11 13 0.00 1.000																			

Miami Marlins @ Washington Nationals
Nationals Park, Washington, DC
Thu Aug 10 2017, 7:05 PM - 9:56 PM EDT
Att: 23,904 - Cloudy - 81 F

AB 32
R 2
H 6
RBI 2
BB 5
SO 7
LOB 13

Batter	1	2	3	4	5	6	7	8	9	AB	R	H	RBI	BB	SO	LOB	BOTTOM			
8 Brian Goodwin, L (1.8) OBP: 0.312, SLG: 0.504										4	2	2	2	0	0	1				
1 Wilmer Difo, S (1.6) OBP: 0.338, SLG: 0.381										4	0	1	0	0	0	1				
34 Bryce Harper, L (1.9) OBP: 0.420, SLG: 0.616										4	0	1	1	0	0	1				
11 Ryan Zimmerman, R (1.3) OBP: 0.355, SLG: 0.580										3	0	0	0	1	1	0				
20 Daniel Murphy, L (1.4) OBP: 0.382, SLG: 0.570										3	0	0	0	0	0	2				
26 Adam Lind, L (1.7) OBP: 0.351, SLG: 0.508										3	0	1	0	0	0	0				
45 Andrew Stevenson, L (7. PR) OBP: 0.133, SLG: 0.133										0	0	0	0	0	0	0				
32 Matt Wieters, S (1.2) OBP: 0.297, SLG: 0.378										3	0	1	0	0	0	1				
5 Adrián Sanchez, R (1.5) OBP: 0.333, SLG: 0.400										3	1	1	0	0	1	2				
57 Tanner Roark, R (1.1) OBP: 0.125, SLG: 0.128										0	0	0	0	0	0	0				
21 Brandon Kintzler, R (7.1)										0	0	0	0	0	0	0				
6 Anthony Rendon, R (7. PH) ERA: 2.25										1	0	0	0	0	0	2				
44 Ryan Madson, L (8.1)										0	0	0	0	0	0	0				
62 Sean Doolittle, L (9.1)										0	0	0	0	0	0	0				
Inning Stats	R: 0 E: 0 K: 0 S: 6	H: 0 LOB: 0 BB: 0 P: 14	R: 0 E: 0 K: 1 S: 14	H: 0 LOB: 0 BB: 0 P: 19	R: 0 E: 0 K: 1 S: 12	H: 1 LOB: 1 BB: 0 P: 21	R: 0 E: 0 K: 0 S: 5	H: 0 LOB: 0 BB: 0 P: 9	R: 0 E: 0 K: 0 S: 7	H: 0 LOB: 0 BB: 0 P: 10	R: 2 E: 0 K: 0 S: 14	H: 3 LOB: 2 BB: 1 P: 22	R: 0 E: 0 K: 0 S: 8	H: 1 LOB: 2 BB: 0 P: 11	R: 1 E: 0 K: 0 S: 6	H: 2 LOB: 0 BB: 0 P: 11	1B: 4 2B: 2 3B: 0 HR: 1	SF: 0 SAC: 2 DP: 1 HBP: 0	WP: 0 PB: 0 SB: 1 CS: 0	PA: 31
PITCHER	IP WLS BF H R ER SO BB IBB HBP BLK WP HR S P ERA WHIP																			
58 Dan Straily, R (1.1) ERA: 3.74	5.2 22 4 2 2 2 1 0 0 0 0 0 54 89 3.18 0.882																			
66 Jarlin Garcia, L (6.1) ERA: 3.46	0.1 2 1 0 0 0 0 0 0 0 0 0 7 9 0.00 3.000																			
71 Drew Steckenrider, R (7.1) ERA: 2.25	1.0 3 0 0 0 0 0 0 0 0 0 0 5 8 0.00 0.000																			
25 Junichi Tazawa, R (8.1) ERA: 4.93	1.0 L 4 2 1 1 0 0 0 0 0 0 0 1 6 11 9.00 2.000																			

Miami Marlins @ Washington Nationals
Nationals Park, Washington, DC
Thu Aug 10 2017, 7:05 PM - 9:56 PM EDT
Att: 23,904 - Cloudy - 81 F

AB 28
R 3
H 7
RBI 3
BB 1
SO 2
LOB 10

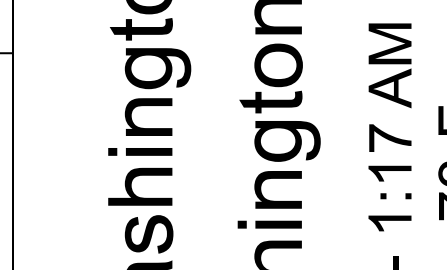
Batter	1	2	3	4	5	6	7	8	9	AB	R	H	RBI	BB	SO	LOB	TOP
2 Denard Span, L (1,8) OBP: 0.318, SLG: 0.416	G4-3	G4-3					FC4-6			3	0	0	0	1	0	3	<p>San Francisco Giants @ Washington Nationals</p> <p>Nationals Park, Washington, DC</p> <p>Sat Aug 12 2017, 10:07 PM - 1:17 AM EDT</p> <p>Att: 32,344 - Drizzle - 73 F</p>
12 Joe Panik, L (1,4) OBP: 0.322, SLG: 0.390	HR		F8				G6-3			4	1	1	1	0	0	2	
6 Jarrett Parker, L (1,7) OBP: 0.327, SLG: 0.490	1B		K				G6-3			4	0	1	0	0	1	1	
28 Buster Posey, R (1,2) OBP: 0.410, SLG: 0.484	G1-3						F8			3	0	1	0	1	0	1	
48 Pablo Sandoval, S (1,5) OBP: 0.274, SLG: 0.365	K									4	0	1	0	0	2	3	
35 Brandon Crawford, L (1,6) OBP: 0.279, SLG: 0.393										4	0	1	0	0	0	2	
8 Hunter Pence, R (1,9) OBP: 0.297, SLG: 0.376										4	0	1	0	0	2	1	
63 Ryder Jones, L (1,3) OBP: 0.204, SLG: 0.217										3	0	1	0	0	1	2	
37 Kelyb Tomlinson, R (9,PH) OBP: 0.255, SLG: 0.292										1	0	0	0	0	1	0	
29 Jeff Samardzija, R (1,1) OBP: 0.104, SLG: 0.208										2	0	0	0	0	0	2	
39 Carlos Moncrief, L (7,PH) OBP: 0.333, SLG: 0.364										1	0	0	0	0	0	1	
61 Josh Osich, L (7,1) OBP: 0.168										0	0	0	0	0	0	0	
41 Mark Melancon, R (8,1) OBP: 0.295, SLG: 0.453										1	0	0	0	0	0	0	
5 Nick Hundley, R (9,PH) OBP: 0.295, SLG: 0.453										1	0	0	0	0	0	0	
Inning Stats	R: 1 H: 2 E: 0 K: 1 S: 12	H: 2 BB: 0 P: 23	R: 0 H: 2 E: 0 K: 1 S: 16	H: 2 BB: 0 P: 24	R: 0 H: 0 E: 0 K: 2 S: 10	H: 0 LOB: 1 BB: 1 P: 18	R: 0 H: 0 E: 0 K: 1 S: 7	H: 0 LOB: 0 BB: 0 P: 10	R: 0 H: 0 E: 0 K: 0 S: 7	H: 1 LOB: 1 BB: 0 P: 10	R: 0 H: 1 E: 0 K: 0 S: 7	H: 1 LOB: 1 BB: 0 P: 12	R: 0 H: 1 E: 0 K: 0 S: 12	H: 0 LOB: 0 BB: 0 P: 12	1B: 5 2B: 1 3B: 0 HR: 1	SF: 0 SAC: 0 DP: 0 HBP: 0	WP: 0 PA: 36 PB: 0 SB: 1 CS: 0
PITCHER	IP WLS BF H R ER SO BB IBB HBP BLK WP HR S P ERA WHIP																
40 Edwin Jackson, R (1,1) ERA: 3.86	6.0 W 25 5 1 1 5 2 0 0 0 0 0 1 58 100 1.50 1.167																
21 Brandon Kintzler, R (7,1) ERA: 2.45	1.0 H 4 1 0 0 0 0 0 0 0 0 0 0 7 12 0.00 1.000																
44 Ryan Madson, R (8,1) ERA: 1.68	1.0 H 4 1 0 0 0 0 0 0 0 0 0 0 12 17 0.00 1.000																
62 Sean Doolittle, L (9,1) ERA: 3.34	1.0 S 3 0 0 0 2 0 0 0 0 0 0 0 9 12 0.00 0.000																

Batter	1	2	3	4	5	6	7	8	9	AB	R	H	RBI	BB	SO	LOB	BOTTOM
8 Brian Goodwin, L (1,8) OBP: 0.310, SLG: 0.498	G4-3									5	0	1	0	0	1	4	<p>San Francisco Giants @ Washington Nationals</p> <p>Nationals Park, Washington, DC</p> <p>Sat Aug 12 2017, 10:07 PM - 1:17 AM EDT</p> <p>Att: 32,344 - Drizzle - 73 F</p>
1 Wilmer Difo, S (1,6) OBP: 0.341, SLG: 0.389										4	1	2	0	0	1	2	
34 Bryce Harper, L (1,9) OBP: 0.419, SLG: 0.614										1	0	0	0	0	0	1	
45 Andrew Stevenson, L (2,8) OBP: 0.111, SLG: 0.111										3	0	0	0	0	1	1	
11 Ryan Zimmerman, R (1,3) OBP: 0.359, SLG: 0.583										3	1	2	1	1	0	0	
20 Daniel Murphy, L (1,4) OBP: 0.383, SLG: 0.569										3	0	1	1	1	1	1	
6 Anthony Rendon, R (1,5) OBP: 0.405, SLG: 0.549										4	1	1	0	0	0	3	
26 Adam Lind, L (1,7) OBP: 0.354, SLG: 0.522										3	0	3	1	1	0	0	
62 Sean Doolittle, L (9,1) ERA: 3.34										0	0	0	0	0	0	0	
32 Matt Wieters, S (1,2) OBP: 0.293, SLG: 0.373										4	0	0	0	0	0	4	
40 Edwin Jackson, R (1,1) ERA: 4.74										3	0	1	0	0	2	2	
21 Brandon Kintzler, R (7,1) ERA: 2.45										0	0	0	0	0	0	0	
44 Ryan Madson, L (8,1) ERA: 1.68										0	0	0	0	0	0	0	
4 Howie Kendrick, R (9,7) OBP: 0.396, SLG: 0.472										1	0	0	0	0	1	1	
Inning Stats	R: 2 H: 3 E: 0 K: 0 S: 16	H: 3 LOB: 1 BB: 0 P: 24	R: 0 H: 1 E: 0 K: 2 S: 13	H: 1 LOB: 2 BB: 1 P: 23	R: 0 H: 0 E: 0 K: 2 S: 9	H: 0 LOB: 0 BB: 0 P: 16	R: 0 H: 2 E: 0 K: 1 S: 16	H: 1 LOB: 2 BB: 0 P: 21	R: 0 H: 1 E: 0 K: 0 S: 13	H: 2 LOB: 1 BB: 0 P: 20	R: 1 H: 2 E: 0 K: 1 S: 12	H: 1 LOB: 2 BB: 2 P: 18	R: 0 H: 1 E: 0 K: 1 S: 12	H: 1 LOB: 1 BB: 0 P: 19	1B: 8 2B: 4 3B: 0 HR: 0	SF: 0 SAC: 0 DP: 1 HBP: 0	WP: 0 PA: 37 PB: 0 SB: 0 CS: 0
PITCHER	IP WLS BF H R ER SO BB IBB HBP BLK WP HR S P ERA WHIP																
29 Jeff Samardzija, R (1,1) ERA: 4.74	6.0 L 28 9 3 3 0 0 1 0 0 0 0 0 79 120 4.50 1.667																
61 Josh Osich, L (7,1) ERA: 5.45	1.0 5 1 0 0 0 2 0 0 0 0 0 0 8 18 0.00 3.000																
41 Mark Melancon, R (8,1) ERA: 4.15	1.0 4 1 0 0 1 0 0 0 0 0 0 0 12 19 0.00 1.000																

AB 34
R 1
H 7
RBI 1
BB 2
SO 7
LOB 18



AB 34
R 3
H 11
RBI 3
BB 3
SO 7
LOB 19



Batter	1	2	3	4	5	6	7	8	9	10	11	AB	R	H	RBI	BB	SO	LOB	TOP							
2 Denard Span, L OBP: 0.319, SLG: 0.416	G4-3			1B		1B		P5			G3	5	1	2	0	0	0	0								
12 Joe Panik, L OBP: 0.330, SLG: 0.397	L9			2B		BB					F8	4	0	2	0	1	0	0								
8 Hunter Pence, R OBP: 0.297, SLG: 0.373	K			1B		K					F9	4	0	1	1	1	2	2								
28 Buster Posey, R OBP: 0.408, SLG: 0.478	K			P6							BB	4	0	0	0	1	1	2								
48 Pablo Sandoval, S OBP: 0.263, SLG: 0.371	F9			FC6							BB	4	1	1	1	0	0	3								
63 Ryder Jones, L OBP: 0.214, SLG: 0.245	F7											3	0	0	0	0	2	0								
5 Nick Hundley, R OBP: 0.292, SLG: 0.452	F7											1	0	0	0	0	0	2								
6 Jarrett Parker, L OBP: 0.279, SLG: 0.414	F7			K		K					G4-3	4	0	0	0	0	2	0								
37 Kelby Tomlinson, R OBP: 0.312, SLG: 0.282	K			K		K					K	4	0	0	0	0	4	0								
45 Matt Moore, L OBP: 0.260, SLG: 0.271	K			K							K	2	0	0	0	0	1	0								
39 Carlos Monester, L OBP: 0.260, SLG: 0.271												1	0	0	0	0	0	0								
62 Sean Doolittle, L OBP: 0.293, SLG: 0.372												1	0	0	0	0	0	0								
60 Hunter Strickland, R OBP: 0.293, SLG: 0.372												1	0	0	0	0	0	0								
35 Brandon Crawford, L OBP: 0.333, SLG: 0.506												1	0	0	0	0	1	0								
56 Albert Suarez, R OBP: 0.333, SLG: 0.506												0	0	0	0	0	0	0								
Inning Stats	R: 0 E: 0 K: 1 S: 8	H: 0 LOB: 0 BB: 0 P: 15	R: 0 E: 0 K: 1 S: 7	H: 0 LOB: 0 BB: 0 P: 12	R: 0 E: 0 K: 2 S: 9	H: 0 LOB: 0 BB: 0 P: 16	R: 1 E: 0 K: 0 S: 12	H: 3 LOB: 1 BB: 0 P: 17	R: 0 E: 0 K: 3 S: 10	H: 0 LOB: 0 BB: 0 P: 14	R: 1 E: 0 K: 2 S: 10	H: 1 LOB: 0 BB: 1 P: 18	R: 1 E: 0 K: 2 S: 10	H: 1 LOB: 0 BB: 0 P: 15	R: 0 E: 0 K: 1 S: 8	H: 0 LOB: 0 BB: 0 P: 13	R: 0 E: 0 K: 0 S: 16	H: 1 LOB: 2 BB: 1 P: 22	R: 0 E: 0 K: 2 S: 13	H: 0 LOB: 0 BB: 0 P: 16	R: 0 E: 0 K: 0 S: 7	H: 0 LOB: 1 BB: 1 P: 15	1B: 4 2B: 1 3B: 0 HR: 1	SF: 0 SAC: 0 DP: 0 HBP: 0	WP: 1 PB: 0 SB: 0 CS: 1	PA: 40
PITCHER	IP WLS BF H R ER SO	IP WLS BF H R ER SO	IP WLS BF H R ER SO	IP WLS BF H R ER SO	IP WLS BF H R ER SO	IP WLS BF H R ER SO	IP WLS BF H R ER SO	IP WLS BF H R ER SO	IP WLS BF H R ER SO	IP WLS BF H R ER SO	IP WLS BF H R ER SO	IP WLS BF H R ER SO	IP WLS BF H R ER SO	IP WLS BF H R ER SO	IP WLS BF H R ER SO	IP WLS BF H R ER SO	IP WLS BF H R ER SO	IP WLS BF H R ER SO	IP WLS BF H R ER SO	IP WLS BF H R ER SO	IP WLS BF H R ER SO	IP WLS BF H R ER SO	ERA WHIP	ERA WHIP	ERA WHIP	
31 Max Scherzer, R ERA: 2.26	1.0	3	0	0	1	0	0	0	0	0	8	13	0.00	0.000												
21 Brandon Kintzler, R ERA: 2.41	1.0	5	1	0	0	0	1	0	0	1	16	22	0.00	1.000												
62 Sean Doolittle, L ERA: 3.24	2.0	W	7	0	0	0	2	1	0	0	0	20	31	0.00	0.500											
43 Matt Albers, R ERA: 2.03																										

San Francisco Giants @ Washington Nationals
 Nationals Park, Washington, DC
 Sun Aug 13 2017, 7:06 PM - 10:35 PM EDT
 Att. 29,085 - Clear - 84 F

AB	37
R	2
H	6
RBI	2
BB	3
SO	13
LOB	9



Batter	1	2	3	4	5	6	7	8	9	10	11	AB	R	H	RBI	BB	SO	LOB	BOTTOM						
45 Andrew Stevenson, L OBP: 0.185, SLG: 0.185	K			K							K	5	0	1	0	0	4	0							
1 Wilmer Difo, S OBP: 0.336, SLG: 0.382	B1-3										K	5	0	1	0	0	2	1							
20 Daniel Murphy, L OBP: 0.384, SLG: 0.574	FC3-6			HR								4	2	2	1	1	1	1							
11 Ryan Zimmerman, R OBP: 0.358, SLG: 0.585	F9			F9								5	2	3	1	0	0	2							
6 Anthony Rendon, R OBP: 0.403, SLG: 0.551	P4			G4-3								4	1	0	0	1	1	2							
4 Howie Kendrick, R OBP: 0.389, SLG: 0.486	K			K								4	1	2	4	1	2	0							
32 Matt Wieters, S OBP: 0.293, SLG: 0.372				G6-3								4	0	1	0	0	1	2							
43 Matt Albers, L												0	0	0	0	0	0	0							
3 Michael Taylor, R OBP: 0.319, SLG: 0.506	E6			K								4	0	1	0	0	2	2							
31 Max Scherzer, R ERA: 5.71												2	0	0	0	0	1	1							
21 Brandon Kintzler, R ERA: 2.08												1	0	0	0	0	0	0							
26 Adam Lind, L OBP: 0.355, SLG: 0.508												1	0	0	0	0	1	0							
62 Sean Doolittle, L ERA: 2.4												0	0	0	0	0	0	0							
29 Pedro Severino, R OBP: 0.333, SLG: 0.506												1	0	0	0	0	1	0							
Inning Stats	R: 0 E: 0 K: 1 S: 13	H: 2 LOB: 2 BB: 0 P: 17	R: 0 E: 1 K: 2 S: 10	H: 2 LOB: 1 BB: 0 P: 12	R: 1 E: 0 K: 1 S: 12	H: 1 LOB: 0 BB: 0 P: 18	R: 0 E: 0 K: 1 S: 8	H: 0 LOB: 0 BB: 0 P: 12	R: 0 E: 0 K: 2 S: 9	H: 0 LOB: 0 BB: 0 P: 12	R: 1 E: 0 K: 1 S: 9	H: 1 LOB: 0 BB: 1 P: 12	R: 0 E: 0 K: 2 S: 10	H: 1 LOB: 2 BB: 1 P: 18	R: 0 E: 0 K: 2 S: 10	H: 0 LOB: 0 BB: 0 P: 17	R: 0 E: 0 K: 3 S: 11	H: 0 LOB: 0 BB: 0 P: 13	R: 4 E: 0 K: 0 S: 9	H: 3 LOB: 0 BB: 1 P: 14	1B: 8 2B: 0 3B: 0 HR: 3	SF: 0 SAC: 0 DP: 1 HBP: 0	WP: 0 PB: 0 SB: 0 CS: 0	PA: 42	
PITCHER	IP WLS BF H R ER SO	IP WLS BF H R ER SO	IP WLS BF H R ER SO	IP WLS BF H R ER SO	IP WLS BF H R ER SO	IP WLS BF H R ER SO	IP WLS BF H R ER SO	IP WLS BF H R ER SO	IP WLS BF H R ER SO	IP WLS BF H R ER SO	IP WLS BF H R ER SO	IP WLS BF H R ER SO	IP WLS BF H R ER SO	IP WLS BF H R ER SO	IP WLS BF H R ER SO	IP WLS BF H R ER SO	IP WLS BF H R ER SO	IP WLS BF H R ER SO	IP WLS BF H R ER SO	IP WLS BF H R ER SO	IP WLS BF H R ER SO	IP WLS BF H R ER SO	ERA WHIP	ERA WHIP	ERA WHIP
45 Matt Moore, L ERA: 5.71	1.0	5	1	0	0	2	9	0	0	0	10	18	0.00	1.000											
62 Cory Gearrin, R ERA: 2.08	1.0	4	0	0	0	2	1	0	0	0	9	17	0.00	1.000											
60 Hunter Strickland, R ERA: 2.4	1.0	L	7	3	4	4	3	0	1	0	20	27	36.00	3.000											
56 Albert Suarez, R ERA: 6.75																									

San Francisco Giants @ Washington Nationals
 Nationals Park, Washington, DC
 Sun Aug 13 2017, 7:06 PM - 10:35 PM EDT
 Att. 29,085 - Clear - 84 F

AB	39
R	6
H	11
RBI	6
BB	3
SO	16
LOB	11



Batter	1	2	3	4	5	6	7	8	9	AB	R	H	RBI	BB	SO	LOB	TOP
9 Cameron Maybin, R OBP: 0.334, SLG: 0.356	G5-3			G6-3				K		4	0	1	0	0	1	0	Los Angeles Angels @ Washington Nationals Nationals Park, Washington, DC Tue Aug 15 2017, 7:06 PM - 9:42 PM EDT Att: 32,355 - Cloudy - 81 F
27 Mike Trout, R OBP: 0.498, SLG: 0.686	G5-4-3 BB			G1-3				K		3	0	1	0	1	1	0	
5 Albert Pujols, R OBP: 0.274, SLG: 0.374	G5-4-3			G6-3						2	0	0	0	2	0	1	
19 Jefry Marte, R OBP: 0.268, SLG: 0.300	P3			FC6-4						4	0	0	0	0	1	4	
2 Andrelton Simmons, R OBP: 0.352, SLG: 0.453	G6-3									4	0	0	0	0	1	0	
12 Martin Maldonado, R OBP: 0.295, SLG: 0.389	K									3	0	0	0	0	1	0	
56 Kole Calhoun, L OBP: 0.318, SLG: 0.367				G4-3						3	0	0	0	0	0	0	
45 Tyler Skaggs, L 25 Ben Revere, L 20 Bud Norris, R 60 Eduardo Paredes, R 22 Kaleb Cowart, S 37 Andrew Bailey, R				K				G4-3		1	0	0	0	0	1	0	
7 Cliff Pennington, S OBP: 0.311, SLG: 0.325	F9									3	1	1	1	0	1	0	
								HR									
Inning Stats	R: 0 E: 0 K: 0 S: 7	H: 0 LOB: 0 BB: 1 P: 13	R: 0 E: 0 K: 1 S: 6	H: 0 LOB: 0 BB: 0 P: 9	R: 0 E: 0 K: 1 S: 8	H: 0 LOB: 1 BB: 0 P: 11	R: 0 E: 0 K: 1 S: 8	H: 2 LOB: 3 BB: 1 P: 24	R: 0 E: 0 K: 2 S: 11	H: 1 LOB: 0 BB: 0 P: 16	R: 0 E: 0 K: 1 S: 9	H: 0 LOB: 0 BB: 0 P: 11	1B: 2 2B: 0 3B: 0 HR: 1	SF: 0 SAC: 0 DP: 1 HBP: 0	WP: 1 PB: 0 SB: 0 CS: 0	PA: 32	
PITCHER	IP WLS BF H R ER SO BB IBB HBP BLK WP HR S P ERA WHIP																
47 Gio González, L ERA: 2.49	6.0 W 22 2 0 0 4 2 1 0 0 1 0 49 91 0.00 0.667																
43 Matt Albers, R ERA: 1.99	1.0 H 3 0 0 0 0 0 0 0 0 0 0 4 8 0.00 0.000																
21 Brandon Kintzler, R ERA: 2.53	1.0 H 4 1 1 1 2 0 0 0 0 0 1 11 16 9.00 1.000																
62 Sean Doolittle, L ERA: 3.15	1.0 S 3 0 0 0 1 0 0 0 0 0 0 9 11 0.00 0.000																

Batter	1	2	3	4	5	6	7	8	9	AB	R	H	RBI	BB	SO	LOB	BOTTOM
4 Howie Kendrick, R OBP: 0.401, SLG: 0.519	K			CS				K		4	2	2	2	0	2	0	Los Angeles Angels @ Washington Nationals Nationals Park, Washington, DC Tue Aug 15 2017, 7:06 PM - 9:42 PM EDT Att: 32,355 - Cloudy - 81 F
1 Wilmer Difo, S OBP: 0.339, SLG: 0.381	G5-3			HR				G3		3	0	1	0	1	0	0	
20 Daniel Murphy, L OBP: 0.385, SLG: 0.576	2B			1B				F8		4	0	2	0	0	0	1	
11 Ryan Zimmerman, R OBP: 0.355, SLG: 0.579	F9			1B				F8		4	0	0	0	0	1	3	
6 Anthony Rendon, R OBP: 0.406, SLG: 0.556	2B			P6				32 WP E		4	1	3	0	0	0	2	
32 Matt Wieters, S OBP: 0.289, SLG: 0.367	K			K				E3		4	0	0	0	0	2	4	
3 Michael Taylor, R OBP: 0.318, SLG: 0.502	K			1B				F9		4	0	1	0	0	1	3	
45 Andrew Stevenson, L OBP: 0.200, SLG: 0.172	BB			K				K		2	0	0	0	1	2	2	
47 Gio González, R OBP: 0.148, SLG: 0.115	G4-3			B2				F8		2	0	0	0	0	0	3	
29 Pedro Severino, R OBP: 0.289, SLG: 0.429										1	0	0	0	0	0	1	
43 Matt Albers, L 21 Brandon Kintzler, R 62 Sean Doolittle, L										0	0	0	0	0	0	0	
Inning Stats	R: 0 E: 0 K: 1 S: 15	H: 1 LOB: 0 BB: 0 P: 20	R: 0 E: 0 K: 2 S: 15	H: 1 LOB: 2 BB: 1 P: 27	R: 1 E: 0 K: 2 S: 13	H: 3 LOB: 0 BB: 0 P: 18	R: 0 E: 0 K: 1 S: 7	H: 1 LOB: 0 BB: 0 P: 9	R: 1 E: 1 K: 1 S: 9	H: 1 LOB: 1 BB: 0 P: 20	R: 0 E: 0 K: 1 S: 7	H: 0 LOB: 0 BB: 0 P: 8	1B: 5 2B: 2 3B: 0 HR: 2	SF: 0 SAC: 0 DP: 1 HBP: 0	WP: 1 PB: 0 SB: 0 CS: 1	PA: 35	
PITCHER	IP WLS BF H R ER SO BB IBB HBP BLK WP HR S P ERA WHIP																
45 Tyler Skaggs, L ERA: 3.63	5.0 L 22 7 2 2 2 0 2 0 0 0 1 0 9 20 3.60 1.800																
20 Bud Norris, R ERA: 4.7	1.0 5 1 1 1 1 0 0 0 0 0 1 0 9 20 9.00 1.000																
60 Eduardo Paredes, R ERA: 1.5	1.0 3 0 0 0 1 0 0 0 0 0 0 0 7 8 0.00 0.000																
37 Andrew Bailey, R ERA:	1.0 4 1 0 0 0 0 0 0 0 0 0 0 6 7 0.00 1.000																

AB	29
R	1
H	3
RBI	1
BB	3
SO	7
LOB	5



AB	32
R	3
H	9
RBI	2
BB	2
SO	8
LOB	19



Batter	1	2	3	4	5	6	7	8	9	AB	R	H	RBI	BB	SO	LOB	TOP			
4 Howie Kendrick, R OBP: 0.398, SLG: 0.510										3	1	1	0	1	1	0	<p>Washington Nationals @ San Diego Padres Petco Park, San Diego, CA Thu Aug 17 2017, 7:11 PM - 10:11 PM PDT Att: 22,097 - Clear - 72 F</p>			
1 Wilmer Difo, S OBP: 0.342, SLG: 0.380										2	0	0	0	1	2	0				
20 Daniel Murphy, L OBP: 0.381, SLG: 0.566										3	0	0	0	0	2	2				
11 Ryan Zimmerman, R (1,3)										3	1	1	1	1	2	1				
26 Adam Lind, L OBP: 0.351, SLG: 0.497 45 Andrew Stevenson, L OBP: 0.200, SLG: 0.172										2	0	0	1	1	1	0				
6 Anthony Rendon, R OBP: 0.408, SLG: 0.555										2	0	1	0	1	0	1				
32 Matt Wieters, S OBP: 0.285, SLG: 0.361										4	0	0	0	0	0	6				
3 Michael Taylor, R OBP: 0.320, SLG: 0.494										4	0	1	0	0	2	1				
40 Edwin Jackson, R OBP: 0.091, SLG: 0.091 21 Brandon Kintzler, R OBP: 0.293, SLG: 0.350 5 Adrián Sánchez, R OBP: 0.293, SLG: 0.350 62 Sean Doolittle, L OBP: 0.293, SLG: 0.350										3	0	0	0	0	2	2				
Inning Stats	R: 0 E: 0 K: 1 S: 9	H: 0 LOB: 1 BB: 2 P: 20	R: 0 E: 0 K: 1 S: 14	H: 2 LOB: 2 BB: 0 P: 20	R: 1 E: 0 K: 0 S: 16	H: 1 LOB: 3 BB: 1 P: 29	R: 0 E: 0 K: 1 S: 13	H: 0 LOB: 0 BB: 0 P: 19	R: 0 E: 0 K: 0 S: 7	H: 0 LOB: 0 BB: 1 P: 11	R: 0 E: 0 K: 2 S: 10	H: 0 LOB: 0 BB: 0 P: 15	R: 1 E: 0 K: 3 S: 12	H: 1 LOB: 0 BB: 0 P: 16	R: 0 E: 0 K: 2 S: 12	H: 0 LOB: 1 BB: 1 P: 19		1B: 2 2B: 1 3B: 0 HR: 1	SF: 1 SAC: 1 DP: 2 HBP: 2	WP: 0 PB: 0 SB: 0 CS: 0
PITCHER	IP WLS BF H R ER SO BB IBB HBP BLK WP HR S P ERA WHIP																			
46 Jhoulys Chacín, R ERA: 3.98	5.0	23	3	1	1	6	4	0	2	0	0	0	0	0	15	20	1.80	1.400		
34 Craig Stammen, R ERA: 3.95	2.0	5	0	0	0	2	0	0	0	0	0	0	0	1	12	16	9.00	1.000		
39 Kirby Yates, R ERA: 3.95	1.0	L	4	1	1	3	0	0	0	0	0	0	0	1	12	16	9.00	1.000		
88 Phil Maton, R ERA: 4.55	1.0		4	0	0	2	1	0	0	0	0	0	0	0	12	19	0.00	1.000		

AB 27
R 2
H 4
RBI 2
BB 5
SO 13
LOB 14



Batter	1	2	3	4	5	6	7	8	9	AB	R	H	RBI	BB	SO	LOB	BOTTOM			
7 Manuel Margot, R OBP: 0.309, SLG: 0.435										4	1	2	0	0	0	1	<p>Washington Nationals @ San Diego Padres Petco Park, San Diego, CA Thu Aug 17 2017, 7:11 PM - 10:11 PM PDT Att: 22,097 - Clear - 72 F</p>			
20 Carlos Asuaje, L OBP: 0.347, SLG: 0.390										4	0	1	0	0	1	2				
2 José Pirela, R OBP: 0.347, SLG: 0.524										4	0	2	1	0	0	2				
26 Yangervis Solarte, S OBP: 0.346, SLG: 0.424										4	0	1	0	0	0	1				
4 Wil Myers, R OBP: 0.328, SLG: 0.467										3	0	2	0	0	1	2				
15 Cory Spangenberg, L OBP: 0.359, SLG: 0.435										4	0	0	0	0	2	3				
10 Hunter Renfroe, R OBP: 0.285, SLG: 0.443										4	0	0	0	0	1	2				
18 Austin Hedges, R OBP: 0.256, SLG: 0.414										4	0	0	0	0	1	1				
46 Jhoulys Chacín, R ERA: 3.43 34 Craig Stammen, R ERA: 3.95 17 Albert Cordoba, R OBP: 0.291, SLG: 0.380 39 Kirby Yates, L OBP: 0.291, SLG: 0.380 88 Phil Maton, R OBP: 0.291, SLG: 0.380 44 Héctor Sánchez, S OBP: 0.291, SLG: 0.380										2	0	0	0	0	1	0				
Inning Stats	R: 0 E: 0 K: 0 S: 6	H: 1 LOB: 1 BB: 0 P: 7	R: 0 E: 0 K: 1 S: 8	H: 1 LOB: 1 BB: 0 P: 10	R: 1 E: 0 K: 3 S: 15	H: 3 LOB: 2 BB: 0 P: 24	R: 0 E: 0 K: 0 S: 6	H: 0 LOB: 0 BB: 0 P: 9	R: 0 E: 0 K: 0 S: 7	H: 2 LOB: 1 BB: 0 P: 8	R: 0 E: 0 K: 0 S: 7	H: 1 LOB: 1 BB: 0 P: 12	R: 0 E: 0 K: 1 S: 10	H: 0 LOB: 0 BB: 0 P: 14	R: 0 E: 0 K: 2 S: 8	H: 0 LOB: 0 BB: 0 P: 13		1B: 5 2B: 3 3B: 0 HR: 0	SF: 0 SAC: 0 DP: 1 HBP: 1	WP: 0 PB: 0 SB: 1 CS: 0
PITCHER	IP WLS BF H R ER SO BB IBB HBP BLK WP HR S P ERA WHIP																			
40 Edwin Jackson, R ERA: 2.48	7.0	W	29	1	1	4	1	0	0	0	0	0	0	0	57	83	1.29	1.286		
21 Brandon Kintzler, R ERA: 2.48	1.0	H	4	0	0	1	0	0	1	0	0	0	0	10	14	0.00	0.000			
62 Sean Doolittle, L ERA: 3.06	1.0	S	3	0	0	2	0	0	0	0	0	0	0	8	13	0.00	0.000			

AB 34
R 1
H 8
RBI 1
BB 1
SO 7
LOB 14



Batter	1	2	3	4	5	6	7	8	9	AB	R	H	RBI	BB	SO	LOB	TOP								
4 Howie Kendrick, R OBP: 0.398, SLG: 0.523										5	2	2	2	0	1	1	<p>Washington Nationals @ San Diego Padres</p> <p>Petco Park, San Diego, CA</p> <p>Fri Aug 18 2017, 7:12 PM - 9:59 PM PDT</p> <p>Att: 26,747 - Clear - 72 F</p>								
1 Wilmer Difo, S OBP: 0.339, SLG: 0.376									5	1	1	0	0	2	1										
20 Daniel Murphy, L OBP: 0.361, SLG: 0.563									4	0	1	1	1	1	1										
6 Anthony Rendon, R OBP: 0.408, SLG: 0.553									3	1	1	1	1	1	1										
26 Adam Lind, L OBP: 0.353, SLG: 0.495									3	0	1	1	1	1	2										
43 Matt Albers, L									0	0	0	0	0	0	0										
36 Sammy Solis, R									0	0	0	0	0	0	0										
32 Matt Wieters, S OBP: 0.285, SLG: 0.358									3	1	0	0	1	2	1										
3 Michael Taylor, R OBP: 0.319, SLG: 0.490									4	0	1	0	0	1	2										
45 Andrew Stevenson, L OBP: 0.206, SLG: 0.182									4	1	1	0	0	0	1										
33 Matt Grace, L									2	0	0	0	0	0	1										
27 Shawn Kelley, R									0	0	0	0	0	0	0										
56 Joe Blanton, R									0	0	0	0	0	0	0										
17 Alejandro De Aza, L									0	1	0	1	0	0	0										
46 Oliver Pérez, L									0	0	0	0	0	0	0										
11 Ryan Zimmerman, R OBP: 0.301, SLG: 0.396									1	0	1	0	0	0	0										
Inning Stats	R: 1 E: 0 K: 1 S: 13	H: 1 LOB: 0 BB: 0 P: 17	R: 1 E: 1 K: 1 S: 10	H: 1 LOB: 1 BB: 1 P: 17	R: 0 E: 0 K: 1 S: 8	H: 0 LOB: 1 BB: 1 P: 16	R: 0 E: 0 K: 1 S: 6	H: 0 LOB: 0 BB: 0 P: 10	R: 0 E: 0 K: 1 S: 10	H: 0 LOB: 0 BB: 0 P: 15	R: 1 E: 0 K: 0 S: 7	H: 2 LOB: 2 BB: 1 P: 13	R: 2 E: 1 K: 3 S: 17	H: 2 LOB: 2 BB: 1 P: 26	R: 0 E: 0 K: 2 S: 10	H: 0 LOB: 0 BB: 0 P: 16	R: 2 E: 0 K: 0 S: 12	H: 3 LOB: 0 BB: 0 P: 17	1B: 8 2B: 1 3B: 0 HR: 1	SF: 2 SAC: 0 DP: 1 HBP: 0	WP: 1 PB: 0 SB: 2 CS: 0	PA: 40			
PITCHER	IP	WLS	BF	H	R	ER	SO	BB	IBB	HBP	BLK	WP	HR	S	P	ERA	WHIP								
61 Luis Perdomo, R ERA: 4.93	6.0	L	28	6	5	3	5	3	0	0	0	1	1	58	94	4.50	1.500								
77 Buddy Baumann, L ERA: 1.93	1.0		4	0	0	0	3	0	1	0	0	0	0	13	20	0.00	0.000								
76 José Torres, L ERA: 4.89	1.0		3	0	0	0	2	0	0	0	0	0	0	10	16	0.00	0.000								
56 Carter Capps, R ERA: 15.43	1.0		5	3	2	2	0	0	0	0	0	0	0	12	17	18.00	3.000								

AB	34
R	7
H	9
RBI	6
BB	4
SO	10
LOB	11



Batter	1	2	3	4	5	6	7	8	9	AB	R	H	RBI	BB	SO	LOB	BOTTOM								
7 Manuel Margot, R OBP: 0.305, SLG: 0.430										4	0	0	0	0	1	1	<p>Washington Nationals @ San Diego Padres</p> <p>Petco Park, San Diego, CA</p> <p>Fri Aug 18 2017, 7:12 PM - 9:59 PM PDT</p> <p>Att: 26,747 - Clear - 72 F</p>								
20 Carlos Asuaje, L OBP: 0.356, SLG: 0.394									3	0	2	0	1	0	0										
2 José Pirela, R OBP: 0.345, SLG: 0.517									3	0	0	0	1	1	2										
26 Yangelvis Solarte, S OBP: 0.342, SLG: 0.418									4	0	0	0	0	1	3										
4 Wil Myers, R OBP: 0.325, SLG: 0.462									4	0	0	0	0	1	2										
15 Cory Spangenberg, L OBP: 0.359, SLG: 0.432									2	0	0	0	1	0	0										
18 Austin Hedges, R OBP: 0.256, SLG: 0.413									3	0	1	0	0	2	1										
9 Dusty Coleman, R OBP: 0.283, SLG: 0.560									3	1	1	1	0	1	1										
61 Luis Perdomo, R OBP: 0.152, SLG: 0.344									1	0	0	0	0	0	0										
77 Buddy Baumann, L									0	0	0	0	0	0	0										
76 José Torres, L OBP: 1.000, SLG: 1.000									0	0	0	0	0	0	0										
44 Héctor Sánchez, S OBP: 0.281, SLG: 0.549									1	0	0	0	0	1	0										
56 Carter Capps, R									0	0	0	0	0	0	0										
Inning Stats	R: 0 E: 0 K: 0 S: 7	H: 0 LOB: 0 BB: 0 P: 12	R: 0 E: 0 K: 0 S: 5	H: 0 LOB: 0 BB: 0 P: 7	R: 0 E: 0 K: 1 S: 9	H: 1 LOB: 1 BB: 0 P: 14	R: 0 E: 0 K: 0 S: 9	H: 1 LOB: 1 BB: 1 P: 16	R: 1 E: 0 K: 1 S: 9	H: 1 LOB: 0 BB: 0 P: 12	R: 0 E: 0 K: 0 S: 10	H: 0 LOB: 0 BB: 1 P: 15	R: 0 E: 0 K: 2 S: 11	H: 0 LOB: 1 BB: 1 P: 19	R: 0 E: 0 K: 2 S: 7	H: 0 LOB: 0 BB: 0 P: 8	R: 0 E: 0 K: 2 S: 11	H: 1 LOB: 1 BB: 0 P: 13	1B: 3 2B: 0 3B: 0 HR: 1	SF: 0 SAC: 1 DP: 2 HBP: 0	WP: 0 PB: 0 SB: 0 CS: 0	PA: 32			
PITCHER	IP	WLS	BF	H	R	ER	SO	BB	IBB	HBP	BLK	WP	HR	S	P	ERA	WHIP								
33 Matt Grace, L ERA: 3.96	4.1		15	2	0	0	1	1	0	0	0	0	0	7	9	13.50	1.500								
27 Shawn Kelley, R ERA: 7.23	0.2		3	1	1	1	1	0	0	0	0	0	0	10	15	0.00	1.000								
56 Joe Blanton, R ERA: 6.82	1.0	W	3	0	0	0	0	1	0	0	0	0	0	10	15	0.00	1.000								
46 Oliver Pérez, L ERA: 3.46	0.2		3	0	0	0	1	1	0	0	0	0	0	8	14	0.00	1.500								
43 Matt Albers, R ERA: 1.93	1.1		4	0	0	0	3	0	0	0	0	0	0	10	13	0.00	0.000								

AB	28
R	1
H	4
RBI	1
BB	3
SO	8
LOB	10



Batter	1	2	3	4	5	6	7	8	9	AB	R	H	RBI	BB	SO	LOB	TOP					
45 Andrew Stevenson, L (1.9) OBP: 0.184, SLG: 0.162										4	0	0	0	0	2	2	<p>Washington Nationals @ San Diego Padres Petco Park, San Diego, CA Sat Aug 19 2017, 5:45 PM - 8:29 PM PDT Att: 31,590 - Clear - 72 F</p> <p>AB 30 R 1 H 3 RBI 1 BB 2 SO 7 LOB 7</p>					
5 Adrián Sánchez, R (1.6) OBP: 0.295, SLG: 0.372										3	0	1	1	0	1	0						
26 Adam Lind, L (8. PH) OBP: 0.352, SLG: 0.492										1	0	0	0	0	1	0						
27 Shawn Kelley, R (8.1)										0	0	0	0	0	0	0						
6 Anthony Rendon, R (1.5) OBP: 0.406, SLG: 0.549										3	0	0	0	1	1	2						
11 Ryan Zimmerman, R (1.3) OBP: 0.360, SLG: 0.590										3	0	0	0	1	1	0						
4 Howie Kendrick, R (1.4) OBP: 0.395, SLG: 0.517										4	0	1	0	0	0	2						
3 Michael Taylor, R (1.8) OBP: 0.314, SLG: 0.483										4	0	0	0	0	1	1						
17 Alejandro De Aza, L (1.7)										3	0	0	0	0	0	0						
59 Jose Lobaton, S (1.2) OBP: 0.224, SLG: 0.289										3	1	1	0	0	0	0						
37 Stephen Strasburg, R (1.1) OBP: 0.143, SLG: 0.195										1	0	0	0	0	0	0						
29 Pedro Severino, R (7. PH) OBP: 0.250, SLG: 0.375										1	0	0	0	0	0	0						
36 Sammy Solís, R (7.1)										0	0	0	0	0	0	0						
43 Matt Albers, L (7.1)										0	0	0	0	0	0	0						
1 Wilmer Difo, S (8.6) OBP: 0.339, SLG: 0.376										0	0	0	0	0	0	0						
Inning Stats	R: 0 E: 0 K: 1 S: 24	H: 0 LOB: 2 BB: 2 P: 36	R: 0 E: 0 K: 0 S: 7	H: 0 LOB: 0 BB: 0 P: 9	R: 0 E: 0 K: 0 S: 7	H: 0 LOB: 0 BB: 0 P: 9	R: 0 E: 0 K: 0 S: 6	H: 1 LOB: 1 BB: 0 P: 9	R: 1 E: 1 K: 1 S: 11	H: 2 LOB: 2 BB: 0 P: 15	R: 0 E: 0 K: 0 S: 5	H: 0 LOB: 0 BB: 0 P: 8	R: 0 E: 0 K: 0 S: 9	H: 0 LOB: 0 BB: 0 P: 15	R: 0 E: 0 K: 3 S: 11	H: 0 LOB: 0 BB: 0 P: 17	R: 0 E: 0 K: 2 S: 10	H: 0 LOB: 0 BB: 0 P: 13	1B: 2 2B: 1 3B: 0 HR: 0	SF: 0 SAC: 1 DP: 0 HBP: 0	WP: 0 PB: 0 SB: 0 CS: 0	PA: 33
PITCHER	IP WLS BF H R ER SO BB IBB HBP BLK WP HR S P ERA WHIP																					
37 Travis Wood, L (1.1) ERA: 5.81	7.0 W 27 3 1 0 2 2 0 0 0 0 0 0 69 101 0.00 0.714																					
39 Kirby Yates, R (8.1) ERA: 3.85	1.0 H 3 0 0 0 3 0 0 0 0 0 0 0 11 17 0.00 0.000																					
52 Brad Hand, L (9.1) ERA: 2.15	1.0 S 3 0 0 0 2 0 0 0 0 0 0 0 10 13 0.00 0.000																					

Batter	1	2	3	4	5	6	7	8	9	AB	R	H	RBI	BB	SO	LOB	BOTTOM			
7 Manuel Margot, R (1.8) OBP: 0.305, SLG: 0.426										3	0	0	0	1	1	0	<p>Washington Nationals @ San Diego Padres Petco Park, San Diego, CA Sat Aug 19 2017, 5:45 PM - 8:29 PM PDT Att: 31,590 - Clear - 72 F</p> <p>AB 27 R 3 H 5 RBI 2 BB 3 SO 10 LOB 8</p>			
20 Carlos Asuaje, L (1.4) OBP: 0.348, SLG: 0.385										4	0	0	0	0	2	1				
52 Brad Hand, L (9.1)										0	0	0	0	0	0	0				
2 José Pirela, R (1.7) OBP: 0.347, SLG: 0.517										4	1	2	0	0	1	0				
26 Yangervis Solarte, S (1.6) OBP: 0.342, SLG: 0.427										3	1	1	2	0	0	1				
4 Wil Myers, R (1.3) OBP: 0.325, SLG: 0.460										2	1	0	0	1	1	0				
15 Cory Spangenberg, L (1.5) OBP: 0.351, SLG: 0.434										3	0	2	0	0	0	0				
32 Jabari Blish, R (1.9) OBP: 0.354, SLG: 0.385										2	0	0	0	1	2	1				
18 Austin Hedges, R (1.2) OBP: 0.254, SLG: 0.409										3	0	0	0	0	2	3				
37 Stephen Strasburg, R (1.1) ERA: 3.24										2	0	0	0	0	1	1				
44 Héctor Sánchez, S (7. PH) OBP: 0.278, SLG: 0.543										1	0	0	0	0	0	1				
39 Kirby Yates, L (8.1)										0	0	0	0	0	0	0				
9 Dusty Coleman, R (9.6) OBP: 0.283, SLG: 0.560										0	0	0	0	0	0	0				
Inning Stats	R: 2 E: 0 K: 0 S: 13	H: 2 LOB: 0 BB: 0 P: 20	R: 0 E: 0 K: 2 S: 9	H: 0 LOB: 0 BB: 0 P: 12	R: 0 E: 0 K: 1 S: 7	H: 0 LOB: 0 BB: 0 P: 11	R: 0 E: 0 K: 2 S: 9	H: 0 LOB: 0 BB: 0 P: 11	R: 0 E: 0 K: 3 S: 12	H: 1 LOB: 1 BB: 0 P: 19	R: 0 E: 0 K: 0 S: 11	H: 1 LOB: 1 BB: 1 P: 18	R: 1 E: 0 K: 0 S: 10	H: 1 LOB: 1 BB: 2 P: 27	R: 0 E: 0 K: 2 S: 10	H: 0 LOB: 0 BB: 0 P: 13	1B: 4 2B: 0 3B: 0 HR: 1	SF: 0 SAC: 0 DP: 1 HBP: 0	WP: 0 PB: 0 SB: 0 CS: 1	PA: 30
PITCHER	IP WLS BF H R ER SO BB IBB HBP BLK WP HR S P ERA WHIP																			
37 Stephen Strasburg, R (1.1) ERA: 3.24	6.0 L 22 4 2 2 8 1 0 0 0 0 0 0 61 91 3.00 0.833																			
36 Sammy Solís, L (7.1) ERA: 9.39	0.0 3 1 1 1 0 2 0 0 0 0 0 0 2 13 - - -																			
43 Matt Albers, R (7.1) ERA: 1.89	1.0 2 0 0 0 0 0 0 0 0 0 0 0 8 14 0.00 0.000																			
27 Shawn Kelley, R (8.1) ERA: 6.86	1.0 3 0 0 0 2 0 0 0 0 0 0 0 10 13 0.00 0.000																			

Batter	1	2	3	4	5	6	7	8	9	AB	R	H	RBI	BB	SO	LOB	TOP											
4 Howie Kendrick, R OBP: 0.393, SLG: 0.524	G5-3		G5-4-3							4	0	2	0	0	0	1	Washington Nationals @ Houston Astros Minute Maid Park, Houston, TX Wed Aug 23 2017, 7:11 PM - 9:59 PM CDT Att: 23,434 - Roof Closed - 73 F											
1 Wilmer Difo, S OBP: 0.335, SLG: 0.379	K		SF8							3	0	0	1	0	2	1												
20 Daniel Murphy, L OBP: 0.379, SLG: 0.556	FC6-4		G6-3							4	0	2	0	0	0	1												
11 Ryan Zimmerman, R (1, 3) OBP: 0.354, SLG: 0.575	FC6-4		G6-4-3							4	0	1	0	0	0	2												
26 Adam Lind, L OBP: 0.346, SLG: 0.478	G4-3		F7							4	0	0	0	0	1	1												
6 Anthony Rendon, R OBP: 0.401, SLG: 0.541	K		G5-3							3	0	0	0	0	2	1												
32 Matt Wieters, S OBP: 0.287, SLG: 0.362	K		K							3	0	0	0	0	2	1												
3 Michael Taylor, R OBP: 0.307, SLG: 0.473			L9							3	0	0	0	0	0	0												
45 Andrew Stevenson, L OBP: 0.220, SLG: 0.205	SF8		G5-4-3							2	1	1	0	1	1	0												
Inning Stats	R: 0 H: 1 E: 0 K: 1 S: 9	H: 1 LOB: 1 BB: 0 P: 13	R: 0 H: 0 E: 0 K: 2 S: 9	H: 0 LOB: 0 BB: 0 P: 12	R: 1 H: 2 E: 0 K: 0 S: 10	H: 2 LOB: 1 BB: 0 P: 17	R: 0 H: 1 E: 0 K: 1 S: 9	H: 1 LOB: 1 BB: 0 P: 11	R: 0 H: 0 E: 0 K: 0 S: 6	H: 0 LOB: 0 BB: 1 P: 13	R: 0 H: 0 E: 0 K: 0 S: 7	H: 0 LOB: 0 BB: 0 P: 9	R: 0 H: 0 E: 0 K: 2 S: 11	H: 0 LOB: 0 BB: 0 P: 15	R: 0 H: 1 E: 0 K: 2 S: 10	H: 1 LOB: 1 BB: 0 P: 11		R: 0 H: 1 E: 0 K: 0 S: 8	H: 1 LOB: 0 BB: 0 P: 12	1B: 4 2B: 2 3B: 0 HR: 0	SF: 1 SAC: 0 DP: 2 HBP: 0	WP: 0 PB: 0 SB: 0 CS: 0	PA: 32					
PITCHER	IP	WLS	BF	H	R	ER	SO	BB	IBB	HBP	BLK	WP	HR	S	P	ERA	WHIP											
54 Mike Fiers, R ERA: 4.17	(1, 1)	7.0	W	25	4	1	1	6	1	0	0	0	0	0	61	90	1.29	0.714										
59 Jose Musgrove, R ERA: 5.15	(8, 1)	1.0	H	4	1	0	0	2	0	0	0	0	0	10	11	0.00	1.000											
35 Francisco Liriano, L ERA: 5.6	(9, 1)	1.0		3	1	0	0	0	0	0	0	0	0	8	12	0.00	1.000											

Batter	1	2	3	4	5	6	7	8	9	AB	R	H	RBI	BB	SO	LOB	BOTTOM											
4 George Springer, R OBP: 0.376, SLG: 0.557	P6		L8							4	1	0	0	1	0	1	Washington Nationals @ Houston Astros Minute Maid Park, Houston, TX Wed Aug 23 2017, 7:11 PM - 9:59 PM CDT Att: 23,434 - Roof Closed - 73 F											
2 Alex Bregman, R OBP: 0.397, SLG: 0.487	G6-3		F9							5	1	2	3	0	1	1												
27 Jose Altuve, R OBP: 0.418, SLG: 0.565	G6-3		F9							4	1	1	0	1	0	1												
22 Josh Reddick, L OBP: 0.346, SLG: 0.476	G6-3		SF8							3	0	2	1	0	0	0												
10 Yuli Gurriel, R OBP: 0.320, SLG: 0.477	F8		P6							4	0	0	0	0	0	3												
9 Marwin Gonzalez, S OBP: 0.380, SLG: 0.551	2B		G4-3							4	0	2	0	0	0	1												
15 Carlos Beltrán, S OBP: 0.294, SLG: 0.409	L7		G4-3							3	0	0	0	1	0	2												
12 Max Stassi, R OBP: 0.353, SLG: 0.714	BB		BB							2	1	1	1	2	1	0												
Jake Marisnick, R OBP: 0.329, SLG: 0.512	F8		F8							4	2	2	1	0	0	4												
Inning Stats	R: 0 H: 0 E: 0 K: 0 S: 8	H: 1 LOB: 0 BB: 0 P: 12	R: 0 H: 1 E: 0 K: 0 S: 7	H: 1 LOB: 0 BB: 0 P: 13	R: 0 H: 0 E: 0 K: 0 S: 8	H: 0 LOB: 1 BB: 1 P: 14	R: 1 H: 2 E: 0 K: 0 S: 11	H: 2 LOB: 1 BB: 0 P: 16	R: 1 H: 2 E: 0 K: 1 S: 10	H: 2 LOB: 1 BB: 0 P: 15	R: 0 H: 1 E: 0 K: 0 S: 14	H: 1 LOB: 2 BB: 2 P: 25	R: 0 H: 1 E: 0 K: 1 S: 12	H: 1 LOB: 2 BB: 1 P: 20	R: 4 H: 3 E: 0 K: 0 S: 13	H: 3 LOB: 0 BB: 1 P: 24		1B: 4 2B: 2 3B: 1 HR: 3	SF: 1 SAC: 0 DP: 0 HBP: 0	WP: 0 PB: 0 SB: 1 CS: 0	PA: 39							
PITCHER	IP	WLS	BF	H	R	ER	SO	BB	IBB	HBP	BLK	WP	HR	S	P	ERA	WHIP											
40 Edwin Jackson, R ERA: 3.38	(1, 1)	6.0	L	27	6	2	2	1	2	0	0	0	0	9	17	0.00	1.500											
43 Matt Albers, R ERA: 1.95	(7, 1)	0.2		3	0	0	0	1	1	0	0	0	0	1	8	10	9.00	2.000										
33 Matt Grace, L ERA: 4.08	(7, 1)	1.0		5	2	1	1	0	0	0	0	0	1	8	10	9.00	2.000											
27 Shawn Kelley, R ERA: 8.1	(8, 1)	0.1		4	2	3	3	0	1	0	0	0	1	8	17	81.00	9.000											

AB	30
R	1
H	6
RBI	1
BB	1
SO	8
LOB	8



AB	33
R	6
H	10
RBI	6
BB	5
SO	2
LOB	13

AB	30
R	1
H	6
RBI	1
BB	1
SO	8
LOB	8

AB	33
R	6
H	10
RBI	6
BB	5
SO	2
LOB	13

Batter	1	2	3	4	5	6	7	8	9	AB	R	H	RBI	BB	SO	LOB	TOP			
9 Brandon Nimmo, L (1,9) OBP: 0.406, SLG: 0.339										3	2	1	0	2	0	1				
12 Juan Lagares, R (1,8) OBP: 0.298, SLG: 0.366										5	1	2	1	0	1	3				
52 Yoenis Cespedes, R (1,7) OBP: 0.352, SLG: 0.540										0	0	0	0	1	0	0				
15 Matt Reynolds, R (1,PR) OBP: 0.264, SLG: 0.273										3	1	1	1	1	1	1				
13 Adrúbal Cabrera, S (1,5) OBP: 0.326, SLG: 0.384										5	0	2	1	0	2	2				
22 Dominic Smith, L (1,3) OBP: 0.212, SLG: 0.388										3	0	1	1	0	0	0				
18 Travis d'Arnaud, R (1,2) OBP: 0.281, SLG: 0.359										4	0	1	0	0	1	4				
1 Amed Rosario, R (1,6) OBP: 0.273, SLG: 0.435										3	0	0	0	1	1	5				
2 Gavin Cecchini, R (1,4) OBP: 0.290, SLG: 0.345										4	0	0	0	0	1	1				
4B Jacob deGrom, L (1,1) OBP: 0.242, SLG: 0.295										3	0	1	0	0	2	0				
39 Jerry Blevins, L (8,1)										0	0	0	0	0	0	0				
4 Wilmer Flores, R (9,PH) OBP: 0.306, SLG: 0.469										1	0	0	0	0	0	0				
44 AJ Ramos, R (9,1)										0	0	0	0	0	0	0				
Inning Stats	R: 1 E: 0 K: 3 S: 20	H: 2 LOB: 3 BB: 2 P: 36	R: 0 E: 0 K: 1 S: 16	H: 1 LOB: 1 BB: 0 P: 20	R: 0 E: 0 K: 1 S: 6	H: 0 LOB: 0 BB: 0 P: 11	R: 0 E: 0 K: 0 S: 6	H: 0 LOB: 0 BB: 1 P: 11	R: 0 E: 0 K: 2 S: 9	H: 1 LOB: 1 BB: 0 P: 12	R: 0 E: 0 K: 1 S: 9	H: 0 LOB: 0 BB: 0 P: 11	R: 2 E: 0 K: 0 S: 13	H: 3 LOB: 1 BB: 0 P: 19	R: 1 E: 0 K: 0 S: 12	H: 2 LOB: 2 BB: 1 P: 20	1B: 7 2B: 2 3B: 0 HR: 0	SF: 1 SAC: 0 DP: 1 HBP: 0	WP: 0 PB: 0 SB: 3 CS: 0	PA: 40
PITCHER	IP WLS BF H R ER SO BB IBB HBP BLK WP HR S P ERA WHIP																			
22 A.J. Cole, R (1,1) ERA: 4.5	6.0 L 25 4 1 1 8 4 0 0 0 0 0 0 68 108 1.50 2.333																			
33 Matt Grace, L (7,1) ERA: 4.39	1.1 7 3 2 2 1 0 0 0 0 0 0 0 16 22 13.50 2.250																			
56 Joe Blanton, R (8,1) ERA: 6.56	1.2 8 2 1 1 0 1 0 0 0 0 0 0 18 28 5.40 1.800																			

New York Mets @ Washington Nationals
Nationals Park, Washington, DC
Fri Aug 25 2017, 7:08 PM - 10:14 PM EDT
Att: 34,036 - Partly Cloudy - 79 F

AB	34
R	4
H	9
RBI	4
BB	5
SO	9
LOB	17



Batter	1	2	3	4	5	6	7	8	9	AB	R	H	RBI	BB	SO	LOB	BOTTOM					
45 Andrew Stevenson, L (1,9) OBP: 0.217, SLG: 0.227										5	1	1	0	0	1	5						
5 Adrián Sánchez, R (1,5) OBP: 0.292, SLG: 0.362										4	0	1	1	0	1	0						
20 Daniel Murphy, L (1,4) OBP: 0.372, SLG: 0.544										4	0	0	0	0	2	1						
26 Adam Lind, L (1,3) OBP: 0.348, SLG: 0.490										4	1	2	1	0	1	0						
1 Wilmer Difo, S (1,6) OBP: 0.335, SLG: 0.382										4	0	2	0	0	1	1						
3 Michael Taylor, R (1,8) OBP: 0.301, SLG: 0.465										4	0	0	0	0	3	2						
17 Alejandro De Aza, L (1,7) ERA: 2.1										3	0	0	0	0	1	1						
56 Joe Blanton, R (8,1) OBP: 0.406, SLG: 0.547										0	0	0	0	0	0	0						
6 Anthony Rendon, R (9,PH) OBP: 0.406, SLG: 0.547										0	0	0	0	1	0	0						
59 Jose Lobaton, S (1,2) OBP: 0.227, SLG: 0.291										3	0	1	0	0	1	0						
32 Matt Wieters, S (9,PH) OBP: 0.233, SLG: 0.363										0	0	0	0	1	0	0						
22 A.J. Cole, R (1,1) ERA: 4.5										1	0	0	0	1	1	0						
33 Matt Grace, L (7,1) ERA: 4.39										0	0	0	0	0	0	0						
4 Howie Kendrick, R (8,7) OBP: 0.381, SLG: 0.507										2	0	0	0	0	0	3						
Inning Stats	R: 0 E: 0 K: 1 S: 6	H: 0 LOB: 0 BB: 0 P: 9	R: 0 E: 0 K: 2 S: 11	H: 1 LOB: 1 BB: 0 P: 16	R: 0 E: 0 K: 2 S: 10	H: 0 LOB: 0 BB: 0 P: 14	R: 0 E: 0 K: 1 S: 8	H: 1 LOB: 1 BB: 0 P: 9	R: 0 E: 0 K: 1 S: 9	H: 1 LOB: 2 BB: 1 P: 15	R: 0 E: 0 K: 0 S: 10	H: 0 LOB: 0 BB: 0 P: 14	R: 0 E: 0 K: 3 S: 10	H: 0 LOB: 0 BB: 0 P: 15	R: 1 E: 0 K: 1 S: 17	H: 2 LOB: 1 BB: 0 P: 19	R: 1 E: 0 K: 0 S: 16	H: 2 LOB: 3 BB: 2 P: 28	1B: 4 2B: 2 3B: 0 HR: 1	SF: 0 SAC: 0 DP: 0 HBP: 0	WP: 1 PB: 0 SB: 1 CS: 0	PA: 37
PITCHER	IP WLS BF H R ER SO BB IBB HBP BLK WP HR S P ERA WHIP																					
48 Jacob deGrom, R (1,1) ERA: 3.39	7.2 W 29 5 1 1 10 1 0 0 0 0 0 78 107 1.17 0.783																					
39 Jerry Blevins, L (8,1) ERA: 2.1	0.1 H 1 0 0 0 1 0 0 0 0 0 0 3 4 0.00 0.000																					
44 AJ Ramos, R (9,1) ERA: 3.81	1.0 S 7 2 1 1 1 2 0 0 0 0 0 1 16 28 9.00 4.000																					

New York Mets @ Washington Nationals
Nationals Park, Washington, DC
Fri Aug 25 2017, 7:08 PM - 10:14 PM EDT
Att: 34,036 - Partly Cloudy - 79 F

AB	34
R	2
H	7
RBI	2
BB	3
SO	12
LOB	13



Batter	1	2	3	4	5	6	7	8	9	AB	R	H	RBI	BB	SO	LOB	TOP											
7 José Reyes, S OBP: 0.293, SLG: 0.381										5	1	3	1	0	1	2	New York Mets @ Washington Nationals Nationals Park, Washington, DC Sun Aug 27 2017, 8:09 PM - 11:28 PM EDT Att: 20,624 - Cloudy - 69 F											
12 Juan Lagares, R OBP: 0.309, SLG: 0.372										5	1	2	1	0	0	3												
9 Brandon Nimmo, L OBP: 0.378, SLG: 0.362										4	1	2	2	0	1	1												
4 Wilmer Flores, R OBP: 0.309, SLG: 0.488										4	0	0	0	0	2	2												
22 Dominic Smith, L OBP: 0.196, SLG: 0.339										3	0	0	0	0	2	0												
47 Hansel Robles, R ERA: 1.75										0	0	0	0	0	0	0												
46 Chasen Bradford, R ERA: 2.38										0	0	0	0	0	0	0												
13 Asdrúbal Cabrera, S OBP: 0.330, SLG: 0.393										1	0	0	0	0	0	1												
62 Erik Goeddel, R ERA: 4.07										0	0	0	0	0	0	0												
28 Travis Taijeron, R OBP: 0.279, SLG: 0.394										3	0	0	0	0	2	0												
18 Travis d'Arnaud, R OBP: 0.279, SLG: 0.394										1	1	1	0	0	0	0												
26 Kevin Plawewski, R OBP: 0.327, SLG: 0.357										4	0	1	0	0	1	1												
2 Gavin Cecchini, R OBP: 0.278, SLG: 0.324										4	0	1	0	0	1	1												
67 Seth Lugo, R OBP: 0.150, SLG: 0.400										1	0	0	0	0	0	0												
49 Josh Smoker, L ERA: 6.09										0	0	0	0	0	0	0												
15 Matt Reynolds, R OBP: 0.288, SLG: 0.324										3	0	1	0	0	0	2												
Inning Stats	R: 0 E: 0 K: 2 S: 14	H: 1 LOB: 1 BB: 0 P: 21	R: 0 E: 0 K: 3 S: 12	H: 0 LOB: 0 BB: 0 P: 17	R: 0 E: 0 K: 3 S: 15	H: 1 LOB: 1 BB: 0 P: 22	R: 0 E: 0 K: 3 S: 13	H: 0 LOB: 0 BB: 0 P: 19	R: 0 E: 0 K: 1 S: 6	H: 2 LOB: 2 BB: 0 P: 19	R: 0 E: 0 K: 0 S: 14	H: 1 LOB: 1 BB: 0 P: 18	R: 1 E: 0 K: 0 S: 16	H: 3 LOB: 2 BB: 0 P: 19	1B: 9 2B: 1 3B: 0 HR: 1	SF: 0 SAC: 0 DP: 0 HBP: 0	WP: 0 PB: 0 SB: 1 CS: 0	PA: 38										
PITCHER	IP: 6.0 W: 5 L: 3 ERA: 4.63	WLS: 3 BF: 23 H: 5 R: 3 ER: 3 SO: 9	IP: 1.0 W: 1 L: 0 ERA: 1.75	WLS: 2 BF: 3 H: 2 R: 0 ER: 0 SO: 1	IP: 0.2 W: 1 L: 0 ERA: 7.48	WLS: 1 BF: 1 H: 0 R: 0 ER: 0 SO: 0	IP: 1.0 W: 3 L: 6 ERA: 3.2	WLS: 3 BF: 6 H: 3 R: 1 ER: 1 SO: 0	IP: 6.0 W: 5 L: 3 ERA: 4.63	WLS: 3 BF: 23 H: 5 R: 3 ER: 3 SO: 9	IP: 1.0 W: 1 L: 0 ERA: 1.75	WLS: 2 BF: 3 H: 2 R: 0 ER: 0 SO: 1	IP: 0.2 W: 1 L: 0 ERA: 7.48	WLS: 1 BF: 1 H: 0 R: 0 ER: 0 SO: 0	IP: 1.0 W: 3 L: 6 ERA: 3.2	WLS: 3 BF: 6 H: 3 R: 1 ER: 1 SO: 0	IP: 6.0 W: 5 L: 3 ERA: 4.63	WLS: 3 BF: 23 H: 5 R: 3 ER: 3 SO: 9	IP: 1.0 W: 1 L: 0 ERA: 1.75	WLS: 2 BF: 3 H: 2 R: 0 ER: 0 SO: 1	IP: 0.2 W: 1 L: 0 ERA: 7.48	WLS: 1 BF: 1 H: 0 R: 0 ER: 0 SO: 0	IP: 1.0 W: 3 L: 6 ERA: 3.2	WLS: 3 BF: 6 H: 3 R: 1 ER: 1 SO: 0				
57 Tanner Roark, R ERA: 4.63	IP: 6.0 W: 5 L: 3 ERA: 4.63	WLS: 3 BF: 23 H: 5 R: 3 ER: 3 SO: 9	IP: 1.0 W: 1 L: 0 ERA: 1.75	WLS: 2 BF: 3 H: 2 R: 0 ER: 0 SO: 1	IP: 0.2 W: 1 L: 0 ERA: 7.48	IP: 1.0 W: 3 L: 6 ERA: 3.2	WLS: 3 BF: 6 H: 3 R: 1 ER: 1 SO: 0	IP: 6.0 W: 5 L: 3 ERA: 4.63	WLS: 3 BF: 23 H: 5 R: 3 ER: 3 SO: 9	IP: 1.0 W: 1 L: 0 ERA: 1.75	WLS: 2 BF: 3 H: 2 R: 0 ER: 0 SO: 1	IP: 0.2 W: 1 L: 0 ERA: 7.48	IP: 1.0 W: 3 L: 6 ERA: 3.2	WLS: 3 BF: 6 H: 3 R: 1 ER: 1 SO: 0	IP: 6.0 W: 5 L: 3 ERA: 4.63	WLS: 3 BF: 23 H: 5 R: 3 ER: 3 SO: 9	IP: 1.0 W: 1 L: 0 ERA: 1.75	WLS: 2 BF: 3 H: 2 R: 0 ER: 0 SO: 1	IP: 0.2 W: 1 L: 0 ERA: 7.48	IP: 1.0 W: 3 L: 6 ERA: 3.2	WLS: 3 BF: 6 H: 3 R: 1 ER: 1 SO: 0	IP: 6.0 W: 5 L: 3 ERA: 4.63	WLS: 3 BF: 23 H: 5 R: 3 ER: 3 SO: 9					
43 Matt Albers, R ERA: 1.75	IP: 1.0 W: 1 L: 0 ERA: 1.75	WLS: 2 BF: 3 H: 2 R: 0 ER: 0 SO: 1	IP: 0.2 W: 1 L: 0 ERA: 7.48	IP: 1.0 W: 3 L: 6 ERA: 3.2	WLS: 3 BF: 6 H: 3 R: 1 ER: 1 SO: 0	IP: 6.0 W: 5 L: 3 ERA: 4.63	WLS: 3 BF: 23 H: 5 R: 3 ER: 3 SO: 9	IP: 1.0 W: 1 L: 0 ERA: 1.75	WLS: 2 BF: 3 H: 2 R: 0 ER: 0 SO: 1	IP: 0.2 W: 1 L: 0 ERA: 7.48	IP: 1.0 W: 3 L: 6 ERA: 3.2	WLS: 3 BF: 6 H: 3 R: 1 ER: 1 SO: 0	IP: 6.0 W: 5 L: 3 ERA: 4.63	WLS: 3 BF: 23 H: 5 R: 3 ER: 3 SO: 9	IP: 1.0 W: 1 L: 0 ERA: 1.75	WLS: 2 BF: 3 H: 2 R: 0 ER: 0 SO: 1	IP: 0.2 W: 1 L: 0 ERA: 7.48	IP: 1.0 W: 3 L: 6 ERA: 3.2	WLS: 3 BF: 6 H: 3 R: 1 ER: 1 SO: 0	IP: 6.0 W: 5 L: 3 ERA: 4.63	WLS: 3 BF: 23 H: 5 R: 3 ER: 3 SO: 9	IP: 1.0 W: 1 L: 0 ERA: 1.75	WLS: 2 BF: 3 H: 2 R: 0 ER: 0 SO: 1	IP: 0.2 W: 1 L: 0 ERA: 7.48	IP: 1.0 W: 3 L: 6 ERA: 3.2	WLS: 3 BF: 6 H: 3 R: 1 ER: 1 SO: 0		
27 Shawn Kelley, R ERA: 7.48	IP: 0.2 W: 1 L: 0 ERA: 7.48	WLS: 1 BF: 1 H: 0 R: 0 ER: 0 SO: 0	IP: 1.0 W: 3 L: 6 ERA: 3.2	WLS: 3 BF: 6 H: 3 R: 1 ER: 1 SO: 0	IP: 6.0 W: 5 L: 3 ERA: 4.63	WLS: 3 BF: 23 H: 5 R: 3 ER: 3 SO: 9	IP: 1.0 W: 1 L: 0 ERA: 1.75	WLS: 2 BF: 3 H: 2 R: 0 ER: 0 SO: 1	IP: 0.2 W: 1 L: 0 ERA: 7.48	IP: 1.0 W: 3 L: 6 ERA: 3.2	WLS: 3 BF: 6 H: 3 R: 1 ER: 1 SO: 0	IP: 6.0 W: 5 L: 3 ERA: 4.63	WLS: 3 BF: 23 H: 5 R: 3 ER: 3 SO: 9	IP: 1.0 W: 1 L: 0 ERA: 1.75	WLS: 2 BF: 3 H: 2 R: 0 ER: 0 SO: 1	IP: 0.2 W: 1 L: 0 ERA: 7.48	IP: 1.0 W: 3 L: 6 ERA: 3.2	WLS: 3 BF: 6 H: 3 R: 1 ER: 1 SO: 0	IP: 6.0 W: 5 L: 3 ERA: 4.63	WLS: 3 BF: 23 H: 5 R: 3 ER: 3 SO: 9	IP: 1.0 W: 1 L: 0 ERA: 1.75	WLS: 2 BF: 3 H: 2 R: 0 ER: 0 SO: 1	IP: 0.2 W: 1 L: 0 ERA: 7.48	IP: 1.0 W: 3 L: 6 ERA: 3.2	WLS: 3 BF: 6 H: 3 R: 1 ER: 1 SO: 0			
56 Joe Blanton, R ERA: 6.51	IP: 0.1 W: 1 L: 0 ERA: 6.51	WLS: 0 BF: 0 H: 0 R: 0 ER: 0 SO: 0	IP: 1.0 W: 3 L: 6 ERA: 3.2	WLS: 3 BF: 6 H: 3 R: 1 ER: 1 SO: 0	IP: 6.0 W: 5 L: 3 ERA: 4.63	WLS: 3 BF: 23 H: 5 R: 3 ER: 3 SO: 9	IP: 1.0 W: 1 L: 0 ERA: 1.75	WLS: 2 BF: 3 H: 2 R: 0 ER: 0 SO: 1	IP: 0.2 W: 1 L: 0 ERA: 7.48	IP: 1.0 W: 3 L: 6 ERA: 3.2	WLS: 3 BF: 6 H: 3 R: 1 ER: 1 SO: 0	IP: 6.0 W: 5 L: 3 ERA: 4.63	WLS: 3 BF: 23 H: 5 R: 3 ER: 3 SO: 9	IP: 1.0 W: 1 L: 0 ERA: 1.75	WLS: 2 BF: 3 H: 2 R: 0 ER: 0 SO: 1	IP: 0.2 W: 1 L: 0 ERA: 7.48	IP: 1.0 W: 3 L: 6 ERA: 3.2	WLS: 3 BF: 6 H: 3 R: 1 ER: 1 SO: 0	IP: 6.0 W: 5 L: 3 ERA: 4.63	WLS: 3 BF: 23 H: 5 R: 3 ER: 3 SO: 9	IP: 1.0 W: 1 L: 0 ERA: 1.75	WLS: 2 BF: 3 H: 2 R: 0 ER: 0 SO: 1	IP: 0.2 W: 1 L: 0 ERA: 7.48	IP: 1.0 W: 3 L: 6 ERA: 3.2	WLS: 3 BF: 6 H: 3 R: 1 ER: 1 SO: 0			
62 Sean Doolittle, L ERA: 3.2	IP: 1.0 W: 3 L: 6 ERA: 3.2	WLS: 3 BF: 6 H: 3 R: 1 ER: 1 SO: 0	IP: 6.0 W: 5 L: 3 ERA: 4.63	WLS: 3 BF: 23 H: 5 R: 3 ER: 3 SO: 9	IP: 1.0 W: 1 L: 0 ERA: 1.75	WLS: 2 BF: 3 H: 2 R: 0 ER: 0 SO: 1	IP: 0.2 W: 1 L: 0 ERA: 7.48	IP: 1.0 W: 3 L: 6 ERA: 3.2	WLS: 3 BF: 6 H: 3 R: 1 ER: 1 SO: 0	IP: 6.0 W: 5 L: 3 ERA: 4.63	WLS: 3 BF: 23 H: 5 R: 3 ER: 3 SO: 9	IP: 1.0 W: 1 L: 0 ERA: 1.75	WLS: 2 BF: 3 H: 2 R: 0 ER: 0 SO: 1	IP: 0.2 W: 1 L: 0 ERA: 7.48	IP: 1.0 W: 3 L: 6 ERA: 3.2	WLS: 3 BF: 6 H: 3 R: 1 ER: 1 SO: 0	IP: 6.0 W: 5 L: 3 ERA: 4.63	WLS: 3 BF: 23 H: 5 R: 3 ER: 3 SO: 9	IP: 1.0 W: 1 L: 0 ERA: 1.75	WLS: 2 BF: 3 H: 2 R: 0 ER: 0 SO: 1	IP: 0.2 W: 1 L: 0 ERA: 7.48	IP: 1.0 W: 3 L: 6 ERA: 3.2	WLS: 3 BF: 6 H: 3 R: 1 ER: 1 SO: 0					
Inning Stats	R: 0 E: 0 K: 3 S: 11	H: 0 LOB: 0 BB: 0 P: 15	R: 0 E: 0 K: 0 S: 10	H: 0 LOB: 0 BB: 0 P: 12	R: 2 E: 0 K: 1 S: 19	H: 3 LOB: 1 BB: 0 P: 29	R: 0 E: 0 K: 0 S: 8	H: 0 LOB: 0 BB: 0 P: 13	R: 2 E: 0 K: 0 S: 10	H: 1 LOB: 2 BB: 4 P: 28	R: 0 E: 0 K: 1 S: 9	H: 0 LOB: 0 BB: 0 P: 13	R: 1 E: 0 K: 1 S: 11	H: 1 LOB: 0 BB: 0 P: 15	1B: 5 2B: 0 3B: 0 HR: 1	SF: 1 SAC: 0 DP: 1 HBP: 0	WP: 0 PB: 0 SB: 1 CS: 0	PA: 33										
PITCHER	IP: 3.2 W: 4 L: 0 ERA: 4.85	WLS: 3 BF: 15 H: 4 R: 2 ER: 2 SO: 5	IP: 1.1 W: 4 L: 0 ERA: 6.09	WLS: 0 BF: 0 H: 0 R: 0 ER: 0 SO: 0	IP: 0.1 W: 5 L: 2 ERA: 4.26	WLS: 1 BF: 2 H: 2 R: 2 ER: 0 SO: 1	IP: 1.2 W: 5 L: 0 ERA: 2.38	WLS: 0 BF: 0 H: 0 R: 0 ER: 0 SO: 0	IP: 1.0 W: 4 L: 1 ERA: 4.07	WLS: 4 BF: 15 H: 4 R: 2 ER: 2 SO: 5	IP: 3.2 W: 4 L: 0 ERA: 4.85	WLS: 3 BF: 15 H: 4 R: 2 ER: 2 SO: 5	IP: 1.1 W: 4 L: 0 ERA: 6.09	WLS: 0 BF: 0 H: 0 R: 0 ER: 0 SO: 0	IP: 0.1 W: 5 L: 2 ERA: 4.26	WLS: 1 BF: 2 H: 2 R: 2 ER: 0 SO: 1	IP: 1.2 W: 5 L: 0 ERA: 2.38	WLS: 0 BF: 0 H: 0 R: 0 ER: 0 SO: 0	IP: 1.0 W: 4 L: 1 ERA: 4.07	WLS: 4 BF: 15 H: 4 R: 2 ER: 2 SO: 5	IP: 3.2 W: 4 L: 0 ERA: 4.85	WLS: 3 BF: 15 H: 4 R: 2 ER: 2 SO: 5	IP: 1.1 W: 4 L: 0 ERA: 6.09	WLS: 0 BF: 0 H: 0 R: 0 ER: 0 SO: 0	IP: 0.1 W: 5 L: 2 ERA: 4.26	WLS: 1 BF: 2 H: 2 R: 2 ER: 0 SO: 1	IP: 1.2 W: 5 L: 0 ERA: 2.38	WLS: 0 BF: 0 H: 0 R: 0 ER: 0 SO: 0
67 Seth Lugo, R ERA: 4.85	IP: 3.2 W: 4 L: 0 ERA: 4.85	WLS: 3 BF: 15 H: 4 R: 2 ER: 2 SO: 5	IP: 1.1 W: 4 L: 0 ERA: 6.09	IP: 0.1 W: 5 L: 2 ERA: 4.26	IP: 1.2 W: 5 L: 0 ERA: 2.38	IP: 1.0 W: 4 L: 1 ERA: 4.07	IP: 3.2 W: 4 L: 0 ERA: 4.85	IP: 3.2 W: 4 L: 0 ERA: 4.85	IP: 1.1 W: 4 L: 0 ERA: 6.09	IP: 0.1 W: 5 L: 2 ERA: 4.26	IP: 1.2 W: 5 L: 0 ERA: 2.38	IP: 1.0 W: 4 L: 1 ERA: 4.07	IP: 3.2 W: 4 L: 0 ERA: 4.85	IP: 3.2 W: 4 L: 0 ERA: 4.85	IP: 1.1 W: 4 L: 0 ERA: 6.09	IP: 0.1 W: 5 L: 2 ERA: 4.26	IP: 1.2 W: 5 L: 0 ERA: 2.38	IP: 1.0 W: 4 L: 1 ERA: 4.07	IP: 3.2 W: 4 L: 0 ERA: 4.85	IP: 3.2 W: 4 L: 0 ERA: 4.85	IP: 1.1 W: 4 L: 0 ERA: 6.09	IP: 0.1 W: 5 L: 2 ERA: 4.26	IP: 1.2 W: 5 L: 0 ERA: 2.38	IP: 1.0 W: 4 L: 1 ERA: 4.07	IP: 3.2 W: 4 L: 0 ERA: 4.85	IP: 3.2 W: 4 L: 0 ERA: 4.85		
49 Josh Smoker, L ERA: 6.09	IP: 1.1 W: 4 L: 0 ERA: 6.09	WLS: 0 BF: 0 H: 0 R: 0 ER: 0 SO: 0	IP: 0.1 W: 5 L: 2 ERA: 4.26	IP: 1.2 W: 5 L: 0 ERA: 2.38	IP: 1.0 W: 4 L: 1 ERA: 4.07	IP: 3.2 W: 4 L: 0 ERA: 4.85	IP: 3.2 W: 4 L: 0 ERA: 4.85	IP: 1.1 W: 4 L: 0 ERA: 6.09	IP: 0.1 W: 5 L: 2 ERA: 4.26	IP: 1																		

Batter	1	2	3	4	5	6	7	8	9	AB	R	H	RBI	BB	SO	LOB	TOP							
9 Dee Strange-Gordon, L (1.4) OBP: 0.336, SLG: 0.354										4	0	2	0	0	0	0								
27 Giancarlo Stanton, R (1.9) OBP: 0.364, SLG: 0.665										4	0	0	0	0	0	2								
21 Christian Yelich, L (1.8) OBP: 0.369, SLG: 0.446										4	0	1	0	0	1	1								
13 Marcell Ozuna, R (1.7) OBP: 0.375, SLG: 0.552										4	0	0	0	0	2	1								
11 J.T. Realmuto, R (1.3) OBP: 0.333, SLG: 0.463										4	0	3	0	0	0	1								
32 Derek Dietrich, L (1.5) OBP: 0.329, SLG: 0.396										4	0	0	0	0	1	4								
17 A.J. Ellis, R (1.2) OBP: 0.312, SLG: 0.358										3	0	0	0	0	1	3								
19 Miguel Rojas, R (1.6) OBP: 0.335, SLG: 0.306										2	0	0	0	1	1	0								
61 Adam Conley, L (1.1) OBP: 0.238, SLG: 0.158										2	0	0	0	0	1	2								
71 Drew Steckenrider, R (7.1) OBP: 0.311, SLG: 0.338										0	0	0	0	0	0	0								
51 Ichiro Suzuki, L (8. PH) OBP: 0.311, SLG: 0.338										1	0	0	0	0	1	0								
22 Dustin McGowan, R (8.1) OBP: 0.311, SLG: 0.338										0	0	0	0	0	0	0								
Inning Stats	R: 0 E: 0 K: 0 S: 7	H: 1 LOB: 0 BB: 0 P: 11	R: 0 E: 0 K: 0 S: 7	H: 1 LOB: 1 BB: 0 P: 10	R: 0 E: 0 K: 1 S: 10	H: 0 LOB: 0 BB: 0 P: 12	R: 0 E: 0 K: 2 S: 8	H: 0 LOB: 0 BB: 0 P: 9	R: 0 E: 0 K: 2 S: 10	H: 1 LOB: 2 BB: 1 P: 13	R: 0 E: 0 K: 0 S: 5	H: 0 LOB: 0 BB: 0 P: 8	R: 0 E: 0 K: 0 S: 7	H: 1 LOB: 1 BB: 0 P: 10	R: 0 E: 0 K: 2 S: 10	H: 1 LOB: 1 BB: 0 P: 14	R: 0 E: 0 K: 1 S: 14	H: 1 LOB: 0 BB: 0 P: 23	1B: 4 2B: 1 3B: 1 HR: 0	SF: 0 SAC: 0 DP: 0 HBP: 0	WP: 0 PB: 0 SB: 0 CS: 1	PA: 33		
PITCHER 37 Stephen Strasburg, R (1.1) ERA: 2.9	IP: 9.0 WLS: W BF: 33 H: 6 R: 0 ER: 0 SO: 8 BB: 0 IBB: 1 HBP: 0 BLK: 0 WP: 0 HR: 0 S: 78 P: 110 ERA: 0.00 WHIP: 0.667																							

Miami Marlins @ Washington Nationals
Nationals Park, Washington, DC
Wed Aug 30 2017, 4:07 PM - 6:42 PM EDT
Att: 25,019 - Partly Cloudy - 78 F

livebaseballscorecards.com

AB 32
R 0
H 6
RBI 0
BB 1
SO 8
LOB 14

Batter	1	2	3	4	5	6	7	8	9	AB	R	H	RBI	BB	SO	LOB	BOTTOM						
7 Trea Turner, R (1.6) OBP: 0.324, SLG: 0.419										3	1	0	0	1	0	0							
1 Wilmer Difo, S (1.4) OBP: 0.311, SLG: 0.408										4	1	2	1	0	0	2							
6 Anthony Rendon, R (1.5) OBP: 0.407, SLG: 0.545										4	0	2	1	0	1	0							
11 Ryan Zimmerman, R (1.3) OBP: 0.356, SLG: 0.561										3	0	1	0	1	0	3							
4 Howie Kendrick, R (1.7) OBP: 0.389, SLG: 0.511										4	0	1	0	0	1	3							
28 Jayson Werth, R (1.9) OBP: 0.368, SLG: 0.466										4	0	1	0	0	0	2							
17 Alejandro De Aza, L (8. PR) OBP: 0.143, SLG: 0.219										0	1	0	0	0	0	0							
3 Michael Taylor, R (1.8) OBP: 0.311, SLG: 0.458										3	0	1	0	1	2	1							
59 Jose Lobaton, S (1.2) OBP: 0.224, SLG: 0.279										3	0	0	0	1	0	4							
37 Stephen Strasburg, R (1.1) OBP: 0.174, SLG: 0.289										4	1	2	1	0	0	2							
Inning Stats	R: 0 E: 0 K: 1 S: 16	H: 2 LOB: 2 BB: 0 P: 23	R: 0 E: 0 K: 0 S: 7	H: 1 LOB: 0 BB: 0 P: 12	R: 0 E: 0 K: 0 S: 9	H: 0 LOB: 0 BB: 0 P: 14	R: 0 E: 0 K: 0 S: 9	H: 1 LOB: 2 BB: 2 P: 21	R: 2 E: 0 K: 1 S: 14	H: 3 LOB: 1 BB: 0 P: 21	R: 0 E: 0 K: 1 S: 13	H: 0 LOB: 0 BB: 0 P: 20	R: 1 E: 0 K: 0 S: 18	H: 2 LOB: 1 BB: 1 P: 27	R: 1 E: 0 K: 1 S: 7	H: 1 LOB: 1 BB: 1 P: 12	1B: 6 2B: 3 3B: 0 HR: 2	SF: 0 SAC: 0 DP: 2 HBP: 0	WP: 1 PB: 1 SB: 1 CS: 0	PA: 36			
PITCHER 61 Adam Conley, L (1.1) ERA: 5.02	IP: 6.0 WLS: L BF: 26 H: 2 R: 2 ER: 2 SO: 3 BB: 1 IBB: 0 HBP: 0 BLK: 0 WP: 0 HR: 2 S: 68 P: 111 ERA: 9.00 WHIP: 1.333																						
71 Drew Steckenrider, R (7.1) ERA: 2.78	IP: 1.0 WLS: W BF: 5 H: 2 R: 1 ER: 1 SO: 0 BB: 0 IBB: 0 HBP: 0 BLK: 0 WP: 0 HR: 0 S: 18 P: 27 ERA: 9.00 WHIP: 3.000																						
22 Dustin McGowan, R (8.1) ERA: 4.1	IP: 1.0 WLS: W BF: 5 H: 1 R: 1 ER: 0 SO: 1 BB: 0 IBB: 0 HBP: 0 BLK: 0 WP: 0 HR: 0 S: 7 P: 12 ERA: 0.00 WHIP: 1.000																						

Miami Marlins @ Washington Nationals
Nationals Park, Washington, DC
Wed Aug 30 2017, 4:07 PM - 6:42 PM EDT
Att: 25,019 - Partly Cloudy - 78 F

livebaseballscorecards.com

AB 32
R 4
H 10
RBI 3
BB 4
SO 4
LOB 17

Batter	1	2	3	4	5	6	7	8	9	AB	R	H	RBI	BB	SO	LOB	TOP										
7 Trea Turner, R OBP: 0.328, SLG: 0.429	G6-3		1 PB 1 S BB					K		3	0	0	0	1	2	0	Washington Nationals @ Milwaukee Brewers Miller Park, Milwaukee, WI Fri Sep 01 2017, 7:10 PM - 9:50 PM CDT Att.: 40,044 - Roof Closed - 70 F livebaseballscorecards.com										
1 Wilmer Difo, S OBP: 0.339, SLG: 0.401	L6		11 HBP BB					K		3	0	0	0	1	2	0											
20 Daniel Murphy, L OBP: 0.376, SLG: 0.539	11 WP 1B		K					K		4	0	1	0	0	3	2											
11 Ryan Zimmerman, R (1, 3) OBP: 0.356, SLG: 0.556	K							K		3	0	1	0	0	2	1											
4 Howie Kendrick, R OBP: 0.387, SLG: 0.506								K		4	0	1	0	0	2	4											
28 Jayson Werth, R OBP: 0.358, SLG: 0.448										3	0	0	0	1	2	4											
3 Michael Taylor, R OBP: 0.311, SLG: 0.459										3	0	0	0	0	1	1											
26 Adam Lind, L (9, PH) OBP: 0.353, SLG: 0.498										1	0	0	0	0	1	1											
59 Jose Lobaton, S OBP: 0.226, SLG: 0.274										2	0	0	0	1	1	0											
57 Tanner Roark, R OBP: 0.106, SLG: 0.109										3	0	0	0	0	1	2											
36 Sammy Solis, R (8, 1)										0	0	0	0	0	0	0											
21 Brandon Kintzler, R (8, 1)										0	0	0	0	0	0	0											
Inning Stats	R: 0 H: 1 E: 0 K: 1 S: 8	H: 1 LOB: 0 BB: 0 P: 10	R: 0 H: 0 E: 0 K: 2 S: 13	H: 1 LOB: 2 BB: 1 P: 22	R: 0 H: 0 E: 0 K: 3 S: 12	H: 0 LOB: 3 BB: 2 P: 25	R: 0 H: 0 E: 0 K: 3 S: 9	H: 0 LOB: 0 BB: 0 P: 11	R: 0 H: 0 E: 0 K: 0 S: 11	H: 1 LOB: 0 BB: 0 P: 17	R: 0 H: 0 E: 0 K: 0 S: 3	H: 0 LOB: 0 BB: 0 P: 5	R: 0 H: 0 E: 0 K: 3 S: 11	H: 0 LOB: 1 BB: 1 P: 12	R: 0 H: 0 E: 0 K: 3 S: 12	H: 0 LOB: 1 BB: 1 P: 20	1B: 3 2B: 0 3B: 0 HR: 0	SF: 0 SAC: 0 DP: 1 HBP: 1	WP: 1 PB: 1 SB: 2 CS: 0	PA: 34							
PITCHER	IP	WLS	BF	H	R	ER	SO	BB	IBB	HBP	BLK	WP	HR	S	P	ERA	WHIP										
52 Jimmy Nelson, R (1, 1) ERA: 3.99	7.0	W	27	3	0	0	11	3	0	1	0	1	0	64	100	0.00	0.857										
71 Josh Hader, L (8, 1) ERA: 1.39	1.0	H	3	0	0	0	3	0	0	0	0	0	0	11	12	0.00	0.000										
46 Corey Knebel, R (9, 1) ERA: 1.25	1.0	S	4	0	0	0	3	1	0	0	0	0	0	12	20	0.00	1.000										

Batter	1	2	3	4	5	6	7	8	9	AB	R	H	RBI	BB	SO	LOB	BOTTOM										
18 Eric Sogard, L (1, 4) OBP: 0.394, SLG: 0.410			G3-1					K		4	0	0	0	0	2	0	Washington Nationals @ Milwaukee Brewers Miller Park, Milwaukee, WI Fri Sep 01 2017, 7:10 PM - 9:50 PM CDT Att.: 40,044 - Roof Closed - 70 F livebaseballscorecards.com										
15 Neil Walker, S (1, 3) OBP: 0.349, SLG: 0.446										3	1	1	1	0	0	0											
8 Ryan Braun, R (1, 7) OBP: 0.335, SLG: 0.488										2	0	0	0	0	2	0											
14 Hernán Pérez, R (5, 7) OBP: 0.293, SLG: 0.432										2	0	1	0	0	1	1											
21 Travis Shaw, L (1, 5) OBP: 0.352, SLG: 0.533										4	0	0	0	0	1	2											
16 Domingo Santana, R (1, 9) OBP: 0.388, SLG: 0.476										3	0	1	0	0	1	0											
12 Stephen Vogt, L (1, 2) OBP: 0.302, SLG: 0.425										3	0	1	0	0	1	0											
5 Jonathan Villar, S (1, 8) ERA: 4.48										3	0	2	0	0	1	0											
23 Keon Broxton, R (8, 8) OBP: 0.297, SLG: 0.442										0	0	0	0	0	0	0											
3 Orlando Arcia, R (1, 6) OBP: 0.318, SLG: 0.408										2	0	0	0	1	0	3											
52 Jimmy Nelson, R (1, 1) OBP: 0.107, SLG: 0.091										2	0	0	0	0	2	2											
24 Jesús Aguilar, R (7, PH) OBP: 0.332, SLG: 0.512										1	0	0	0	0	0	2											
71 Josh Hader, L (8, 1)										0	0	0	0	0	0	0											
46 Corey Knebel, R (9, 1) ERA: 2.87										0	0	0	0	0	0	0											
Inning Stats	R: 1 H: 1 E: 0 K: 2 S: 11	H: 1 LOB: 0 BB: 0 P: 16	R: 0 H: 0 E: 0 K: 1 S: 9	H: 0 LOB: 0 BB: 0 P: 14	R: 0 H: 0 E: 0 K: 1 S: 8	H: 0 LOB: 0 BB: 0 P: 10	R: 0 H: 0 E: 0 K: 2 S: 8	H: 0 LOB: 0 BB: 0 P: 14	R: 0 H: 3 E: 0 K: 1 S: 11	H: 0 LOB: 2 BB: 0 P: 17	R: 0 H: 0 E: 0 K: 1 S: 11	H: 0 LOB: 1 BB: 0 P: 18	R: 0 H: 1 E: 0 K: 2 S: 11	H: 1 LOB: 2 BB: 1 P: 16	R: 0 H: 1 E: 0 K: 1 S: 13	H: 1 LOB: 1 BB: 0 P: 20	1B: 3 2B: 2 3B: 0 HR: 1	SF: 0 SAC: 0 DP: 1 HBP: 1	WP: 0 PB: 0 SB: 0 CS: 0	PA: 31							
PITCHER	IP	WLS	BF	H	R	ER	SO	BB	IBB	HBP	BLK	WP	HR	S	P	ERA	WHIP										
57 Tanner Roark, R (1, 1) ERA: 4.48	7.0	L	27	5	1	1	10	0	0	1	0	0	0	69	105	1.29	0.714										
36 Sammy Solis, L (8, 1) ERA: 8.35	0.2		2	0	0	0	1	0	0	0	0	0	0	8	11	0.00	0.000										
21 Brandon Kintzler, R (8, 1) ERA: 2.87	0.1		2	1	0	0	0	0	0	0	0	0	0	5	9	0.00	3.000										

Washington Nationals @ Milwaukee Brewers
 Miller Park, Milwaukee, WI
 Fri Sep 01 2017, 7:10 PM - 9:50 PM CDT
 Att.: 40,044 - Roof Closed - 70 F

Washington Nationals @ Milwaukee Brewers
 Miller Park, Milwaukee, WI
 Fri Sep 01 2017, 7:10 PM - 9:50 PM CDT
 Att.: 40,044 - Roof Closed - 70 F

AB 29
 R 0
 H 3
 RBI 0
 BB 4
 SO 17
 LOB 15

AB 29
 R 1
 H 6
 RBI 1
 BB 1
 SO 11
 LOB 10



Batter	1	2	3	4	5	6	7	8	9	AB	R	H	RBI	BB	SO	LOB	TOP								
7 Trea Turner, R (1,6) OBP: 0.327, SLG: 0.429										4	0	1	1	0	1	0	Washington Nationals @ Milwaukee Brewers Miller Park, Milwaukee, WI Sat Sep 02 2017, 6:14 PM - 9:13 PM CDT Att: 35,341 - Roof Closed - 70 F								
4 Howie Kendrick, R (1,7) OBP: 0.385, SLG: 0.500										3	1	0	0	1	1	1									
32 Matt Wieters, S (8,2)										3	0	1	0	1	1	0									
20 Daniel Murphy, L (1,4) OBP: 0.377, SLG: 0.538										3	0	1	1	0	1	2									
11 Ryan Zimmerman, R (1,3) OBP: 0.358, SLG: 0.555										4	0	0	0	0	0	2									
6 Anthony Rendon, R (1,5) OBP: 0.404, SLG: 0.538										4	0	0	0	0	0	2									
28 Jayson Werth, R (1,9) OBP: 0.352, SLG: 0.439										4	0	0	0	0	2	2									
3 Michael Taylor, R (1,8) OBP: 0.313, SLG: 0.469										4	1	2	1	0	0	1									
59 Jose Lobaton, S (1,2) OBP: 0.223, SLG: 0.270										2	0	0	0	0	1	0									
1 Wilmer Difo, S (8,PH) OBP: 0.341, SLG: 0.404										1	1	1	0	0	0	0									
21 Brandon Kintzler, R (8,1)										0	0	0	0	0	0	0									
26 Adam Lind, L (9,PH) OBP: 0.352, SLG: 0.496										1	0	0	0	0	0	1									
62 Sean Doolittle, L (9,1)										0	0	0	0	0	0	0									
31 Max Scherzer, R (1,1) OBP: 0.246, SLG: 0.345										2	0	0	0	0	1	0									
46 Oliver Pérez, L (8,1)										0	0	0	0	0	0	0									
56 Joe Blanton, R (8,1)										0	0	0	0	0	0	0									
44 Ryan Madson, L (7,1)										0	0	0	0	0	0	0									
17 Alejandro De Azar, L (8,PH) OBP: 0.198, SLG: 0.212										1	0	0	0	0	0	1									
Inning Stats	R: 0 E: 0 K: 2 S: 14	H: 0 LOB: 0 BB: 0 P: 17	R: 0 E: 0 K: 0 S: 9	H: 0 LOB: 1 BB: 0 P: 16	R: 0 E: 0 K: 1 S: 8	H: 0 LOB: 0 BB: 0 P: 9	R: 1 E: 0 K: 1 S: 16	H: 2 LOB: 1 BB: 1 P: 27	R: 0 E: 0 K: 1 S: 7	H: 0 LOB: 0 BB: 0 P: 10	R: 0 E: 0 K: 1 S: 8	H: 0 LOB: 0 BB: 0 P: 12	R: 0 E: 0 K: 2 S: 11	H: 0 LOB: 0 BB: 0 P: 14	R: 2 E: 0 K: 0 S: 10	H: 3 LOB: 2 BB: 1 P: 16	R: 0 E: 1 K: 0 S: 7	H: 1 LOB: 1 BB: 0 P: 12	1B: 4 2B: 1 3B: 0 HR: 1	SF: 0 SAC: 0 DP: 0 HBP: 1	WP: 0 PB: 0 SB: 1 CS: 0	PA: 35			
PITCHER	IP	WLS	BF	H	R	ER	SO	BB	IBB	HBP	BLK	WP	HR	S	P	ERA	WHIP								
53 Brandon Woodruff, R (1,1) ERA: 1.92	7.0		24	2	1	1	8	1	0	1	0	0	0	73	105	1.29	0.429								
71 Josh Hader, L (8,1) ERA: 1.93	0.1	L	4	3	2	2	0	0	0	0	0	0	1	5	8	54.00	9.000								
50 Jacob Barnes, R (8,1) ERA: 3.99	0.2		3	0	0	0	0	0	1	0	0	0	0	5	8	0.00	0.000								
48 Jared Hughes, R (9,1) ERA: 3.6	0.2		3	1	0	0	0	0	0	0	0	0	0	5	8	0.00	1.500								
58 Wei-Chung Wang, L (9,1) ERA:	0.1		1	0	0	0	0	0	0	0	0	0	0	2	4	0.00	0.000								



Batter	1	2	3	4	5	6	7	8	9	AB	R	H	RBI	BB	SO	LOB	BOTTOM								
18 Eric Sogard, L (1,6) OBP: 0.392, SLG: 0.407										4	1	1	0	0	0	1	Washington Nationals @ Milwaukee Brewers Miller Park, Milwaukee, WI Sat Sep 02 2017, 6:14 PM - 9:13 PM CDT Att: 35,341 - Roof Closed - 70 F								
7 Eric Thames, L (1,3) OBP: 0.348, SLG: 0.512										2	0	1	1	0	0	0									
23 Keon Broxton, R (6,PH) OBP: 0.299, SLG: 0.442										0	0	0	0	1	0	0									
16 Domingo Santana, R (9,PH) OBP: 0.388, SLG: 0.475										1	0	0	0	0	1	0									
21 Travis Shaw, L (1,5) OBP: 0.349, SLG: 0.528										4	0	0	0	0	0	2									
15 Neil Walker, S (1,4) OBP: 0.351, SLG: 0.443										2	1	0	0	2	0	0									
12 Stephen Vogt, L (1,2) OBP: 0.303, SLG: 0.429										3	0	1	0	0	0	2									
8 Ryan Braun, R (9,PH) OBP: 0.334, SLG: 0.486										1	0	0	0	0	0	0									
5 Jonathan Villar, S (1,8) OBP: 0.286, SLG: 0.376										3	0	1	0	0	0	2									
71 Josh Hader, L (8,1) ERA: 1.93										0	0	0	0	0	0	0									
50 Jacob Barnes, R (8,1) ERA: 3.99										0	0	0	0	0	0	0									
48 Jared Hughes, R (9,1) ERA: 3.6										0	0	0	0	0	0	0									
58 Wei-Chung Wang, L (9,1) ERA:										0	0	0	0	0	0	0									
14 Hernán Pérez, R (1,7) OBP: 0.292, SLG: 0.430										4	0	1	0	0	2	2									
33 Brett Phillips, L (1,9) OBP: 0.293, SLG: 0.405										2	0	0	0	1	1	0									
9 Manny Piña, R (9,PH) OBP: 0.326, SLG: 0.439										1	0	0	0	0	0	1									
53 Brandon Woodruff, L (1,1) OBP: 0.400, SLG: 0.400										1	0	0	0	0	0	0									
3 Orlando Arcia, R (7,PH) OBP: 0.318, SLG: 0.407										1	0	0	0	0	1	0									
Inning Stats	R: 0 E: 0 K: 0 S: 9	H: 0 LOB: 0 BB: 0 P: 14	R: 0 E: 0 K: 0 S: 7	H: 0 LOB: 0 BB: 0 P: 13	R: 0 E: 0 K: 2 S: 9	H: 0 LOB: 0 BB: 0 P: 13	R: 1 E: 0 K: 0 S: 12	H: 2 LOB: 2 BB: 1 P: 22	R: 0 E: 0 K: 1 S: 7	H: 0 LOB: 0 BB: 1 P: 13	R: 1 E: 1 K: 1 S: 12	H: 2 LOB: 2 BB: 2 P: 22	R: 0 E: 0 K: 1 S: 5	H: 0 LOB: 0 BB: 0 P: 7	R: 0 E: 0 K: 1 S: 14	H: 1 LOB: 1 BB: 0 P: 17	1B: 3 2B: 2 3B: 0 HR: 0	SF: 0 SAC: 1 DP: 1 HBP: 0	WP: 0 PB: 0 SB: 0 CS: 0	PA: 35					
PITCHER	IP	WLS	BF	H	R	ER	SO	BB	IBB	HBP	BLK	WP	HR	S	P	ERA	WHIP								
31 Max Scherzer, R (1,1) ERA: 2.19	5.0		19	2	1	1	2	2	0	0	0	0	0	44	75	1.80	0.800								
46 Oliver Pérez, L (8,1) ERA: 3.34	0.2		4	1	1	1	0	2	0	0	0	0	0	7	15	13.50	4.500								
56 Joe Blanton, R (8,1) ERA: 0.45	0.1		2	1	0	0	1	0	0	0	0	0	0	5	7	0.00	3.000								
44 Ryan Madson, R (7,1) ERA: 1.64	1.0	W	3	0	0	0	1	0	0	0	0	0	0	6	10	0.00	0.000								
21 Brandon Kintzler, R (8,1) ERA: 2.86	1.0	H	3	0	0	0	1	0	0	0	0	0	0	5	7	0.00	0.000								
PITCHER	IP	WLS	BF	H	R	ER	SO	BB	IBB	HBP	BLK	WP	HR	S	P	ERA	WHIP								
62 Sean Doolittle, L (9,1) ERA: 3.05	1.0		4	1	0	0	1	0	0	0	0	0	0	14	17	0.00	1.000								



Batter	1	2	3	4	5	6	7	8	9	AB	R	H	RBI	BB	SO	LOB	TOP					
7 Trea Turner, R OBP: 0.329, SLG: 0.432										3	0	1	0	1	2	0	Washington Nationals @ Milwaukee Brewers Miller Park, Milwaukee, WI Sun Sep 03 2017, 1:12 PM - 4:01 PM CDT Att: 36,937 - Sunny - 75 F					
1 Wilmer Difo, S OBP: 0.337, SLG: 0.398										4	0	0	0	0	2	2						
20 Daniel Murphy, L OBP: 0.376, SLG: 0.534										3	1	0	0	1	1	2						
11 Ryan Zimmerman, R (1, 3) OBP: 0.361, SLG: 0.562										3	1	2	2	1	1	0						
6 Anthony Rendon, R (1, 5) OBP: 0.401, SLG: 0.533										4	0	0	0	0	0	3						
4 Howie Kendrick, R OBP: 0.381, SLG: 0.494										3	0	0	0	0	1	0						
3 Michael Taylor, R (1, 8) OBP: 0.311, SLG: 0.465										3	0	0	0	0	1	0						
59 Jose Lobaton, S (1, 2) OBP: 0.220, SLG: 0.266										2	0	0	0	0	1	0						
26 Adam Lind, L (8, PH) OBP: 0.350, SLG: 0.493										1	0	0	0	0	1	0						
70 Austin Adams, R (8, 1)										0	0	0	0	0	0	0						
40 Edwin Jackson, R (1, 1) OBP: 0.125, SLG: 0.125										2	0	0	0	0	1	0						
72 Enny Romero, R (6, 1) Raudy Read, R (8, 2)										0	0	0	0	0	0	0						
Inning Stats	R: 0 E: 0 K: 1 S: 13	H: 1 LOB: 2 BB: 1 P: 21	R: 0 E: 0 K: 1 S: 8	H: 0 LOB: 0 BB: 0 P: 9	R: 0 E: 0 K: 0 S: 10	H: 1 LOB: 1 BB: 0 P: 13	R: 0 E: 0 K: 0 S: 4	H: 0 LOB: 0 BB: 1 P: 10	R: 0 E: 0 K: 1 S: 7	H: 0 LOB: 0 BB: 0 P: 9	R: 0 E: 0 K: 2 S: 7	H: 0 LOB: 0 BB: 0 P: 12	R: 0 E: 0 K: 2 S: 12	H: 0 LOB: 0 BB: 0 P: 16	R: 0 E: 0 K: 2 S: 8	H: 0 LOB: 0 BB: 0 P: 14	R: 2 E: 0 K: 2 S: 10	H: 1 LOB: 0 BB: 1 P: 18	1B: 1 2B: 1 3B: 0 HR: 1	SF: 0 SAC: 0 DP: 1 HBP: 0	WP: 0 PB: 0 CS: 0	PA: 32
PITCHER	IP WLS BF H R ER SO BB IBB HBP BLK WP HR S P ERA WHIP																					
35 Brent Suter, L (1, 1) ERA: 3.61	3.0	12	2	0	0	2	1	0	0	0	0	0	0	0	31	43	0.00	1.000				
32 Jeremy Jeffress, R (4, 1) ERA: 4.73	2.0	W 6	0	0	0	1	1	0	0	0	0	0	0	11	19	0.00	0.500					
50 Jacob Barnes, R (6, 1) ERA: 3.86	2.0	6	0	0	0	4	0	0	0	0	0	0	0	19	28	0.00	0.000					
37 Anthony Swarzak, R (8, 1) ERA: 2.44	1.0	3	0	0	0	2	0	0	0	0	0	0	0	8	14	0.00	0.000					
41 Junior Guerra, R (9, 1) ERA: 5.17	1.0	5	1	2	2	2	1	0	0	0	0	1	10	18	18.00	2.000						

Batter	1	2	3	4	5	6	7	8	9	AB	R	H	RBI	BB	SO	LOB	BOTTOM					
5 Jonathan Villar, S (1, 8) OBP: 0.292, SLG: 0.372										4	0	0	0	0	2	2	Washington Nationals @ Milwaukee Brewers Miller Park, Milwaukee, WI Sun Sep 03 2017, 1:12 PM - 4:01 PM CDT Att: 36,937 - Sunny - 75 F					
15 Neil Walker, S (1, 4) OBP: 0.353, SLG: 0.450										4	2	2	0	0	1	2						
8 Ryan Braun, R (1, 7) OBP: 0.336, SLG: 0.490										4	1	2	1	0	0	1						
21 Travis Shaw, L (1, 5) OBP: 0.349, SLG: 0.526										2	1	0	1	1	1	1						
16 Domingo Santana, R (1, 9) OBP: 0.372, SLG: 0.491										2	3	2	3	2	0	0						
7 Enci Thames, L (1, 3) OBP: 0.348, SLG: 0.510										2	0	0	0	0	1	0						
23 Keon Broxton, R (6, PH) OBP: 0.297, SLG: 0.440										2	0	0	0	0	0	4						
9 Manny Pina, R (1, 2) OBP: 0.325, SLG: 0.436										2	0	0	1	1	0	0						
41 Junior Guerra, R (9, 1)										0	0	0	0	0	0	0						
3 Orlando Arcia, R (1, 6) OBP: 0.315, SLG: 0.403										4	0	0	0	0	1	2						
35 Brent Suter, L (1, 1) OBP: 0.286, SLG: 0.292										0	0	0	0	0	0	0						
13 Andrew Susac, R (3, PH)										1	0	0	0	0	0	0						
32 Jeremy Jeffress, R (4, 1)										0	0	0	0	0	0	0						
33 Brett Phillips, L (5, PH)										0	0	0	0	0	0	0						
50 Jacob Barnes, R (8, 1)										0	0	0	0	0	0	0						
24 Jesus Aguilar, R (7, PH) OBP: 0.325, SLG: 0.526										1	0	0	0	0	0	0						
37 Anthony Swarzak, R (8, 1) OBP: 0.296, SLG: 0.365										0	0	0	0	0	0	0						
47 Jett Bandy, R (8, 2)										0	0	0	0	0	0	0						
Inning Stats	R: 0 E: 0 K: 1 S: 12	H: 0 LOB: 0 BB: 0 P: 16	R: 1 E: 0 K: 0 S: 9	H: 1 LOB: 0 BB: 0 P: 11	R: 0 E: 0 K: 1 S: 8	H: 0 LOB: 0 BB: 0 P: 14	R: 3 E: 0 K: 2 S: 17	H: 3 LOB: 0 BB: 0 P: 24	R: 0 E: 0 K: 1 S: 7	H: 0 LOB: 0 BB: 0 P: 12	R: 1 E: 0 K: 0 S: 13	H: 1 LOB: 1 BB: 1 P: 23	R: 0 E: 0 K: 2 S: 15	H: 1 LOB: 2 BB: 1 P: 25	R: 2 E: 0 K: 0 S: 16	H: 1 LOB: 1 BB: 2 P: 27	R: 2 E: 0 K: 2 S: 10	H: 1 LOB: 0 BB: 1 P: 18	1B: 2 2B: 3 3B: 0 HR: 2	SF: 2 SAC: 0 DP: 0 HBP: 0	WP: 0 PB: 2 SB: 1 CS: 0	PA: 35
PITCHER	IP WLS BF H R ER SO BB IBB HBP BLK WP HR S P ERA WHIP																					
40 Edwin Jackson, R (1, 1) ERA: 3.62	5.2	L 23	5	5	4	5	1	0	0	0	0	0	0	2	63	95	6.35	1.059				
72 Enny Romero, L (6, 1) ERA: 3.88	1.1	6	1	0	0	2	1	0	0	0	0	0	0	18	30	0.00	1.500					
70 Austin Adams, R (8, 1) ERA: 18.0	1.0	6	1	2	1	0	2	0	0	0	0	0	0	16	27	9.00	3.000					

AB	29
R	2
H	3
RBI	2
BB	3
SO	11
LOB	7



AB	29
R	7
H	7
RBI	6
BB	4
SO	7
LOB	12



Batter	1	2	3	4	5	6	7	8	9	AB	R	H	RBI	BB	SO	LOB	TOP					
7 Trea Turner, R OBP: 0.324, SLG: 0.421	G6-3	L8			F7			G5-3		4	0	0	0	0	0	2	Washington Nationals @ Miami Marlins Marlins Park, Miami, FL Tue Sep 05 2017, 7:13 PM - 10:02 PM EDT Att: 15,364 - Roof Closed - 79 F					
17 Alejandro De Aza, L OBP: 0.176, SLG: 0.270	1B		F7		28 FC5			G3		4	0	2	0	0	0	0						
20 Daniel Murphy, L OBP: 0.379, SLG: 0.549	1B		F9		L5			HR		4	1	2	1	0	0	1						
6 Anthony Rendon, R OBP: 0.401, SLG: 0.539	P5		F9		G5-3			G3		4	0	0	0	0	0	2						
26 Adam Lind, L OBP: 0.357, SLG: 0.500		28 G3-1		G3				29 1B		3	1	2	0	1	0	0						
40 Edwin Jackson, R OBP: 0.125, SLG: 0.125		2B			28 FC5			1B		0	0	0	0	0	0	0						
62 Sean Doolittle, L OBP: 0.344, SLG: 0.423	G3-1		K		IBB			F9		4	0	0	0	0	1	4						
3 Michael Taylor, R OBP: 0.306, SLG: 0.455		37 SH1-4		G5-3				L9		3	0	0	0	1	1	1						
29 Pedro Severino, R OBP: 0.333, SLG: 0.400		1B						G6-3		4	0	2	1	0	1	0						
37 Stephen Strasburg, R OBP: 0.170, SLG: 0.285		37 SH1-4						G6-3		1	0	0	0	0	0	0						
1 Wilmer Difo, S OBP: 0.336, SLG: 0.386		1B						G6-3		1	0	0	0	0	0	0						
36 Sammy Solis, L OBP: 0.309, SLG: 0.331		3-H						G6-3		0	0	0	0	0	0	0						
43 Matt Albers, L OBP: 0.301, SLG: 0.592		2-3						K		1	0	0	0	0	0	0						
11 Ryan Zimmerman, R OBP: 0.391, SLG: 0.592		1-2						K		1	0	0	0	0	1	2						
Inning Stats	R: 0 E: 0 K: 0 S: 11	H: 2 LOB: 1 BB: 0 P: 17	R: 1 E: 0 K: 0 S: 14	H: 2 LOB: 2 BB: 1 P: 20	R: 0 E: 0 K: 0 S: 7	H: 0 LOB: 0 BB: 0 P: 11	R: 0 E: 0 K: 1 S: 8	H: 0 LOB: 0 BB: 0 P: 11	R: 0 E: 0 K: 1 S: 6	H: 0 LOB: 0 BB: 0 P: 8	R: 0 E: 0 K: 0 S: 13	H: 1 LOB: 2 BB: 1 P: 19	R: 0 E: 0 K: 0 S: 6	H: 0 LOB: 0 BB: 0 P: 9	R: 1 E: 0 K: 0 S: 11	H: 1 LOB: 0 BB: 0 P: 19	R: 0 E: 0 K: 2 S: 16	H: 2 LOB: 2 BB: 0 P: 21	1B: 5 2B: 2 3B: 0 HR: 1	SF: 0 SAC: 1 DP: 0 HBP: 0	WP: 0 PB: 0 CS: 0	PA: 36
PITCHER	IP WLS BF H R ER SO BB IBB HBP BLK WP HR S P ERA WHIP																					
43 Dristamer Despaigne, R ERA: 3.57	7.0 L 27 5 1 1 2 1 1 0 0 0 0 0 65 95 1.29 0.857																					
46 Kyle Barraclough, R ERA: 2.93	1.0 4 1 1 1 0 0 0 0 0 0 0 1 11 19 9.00 1.000																					
71 Drew Steckenrider, R ERA: 2.52	1.0 5 2 0 0 2 0 0 0 0 0 0 0 16 21 0.00 2.000																					

AB 33
R 2
H 8
RBI 2
BB 2
SO 4
LOB 12



Batter	1	2	3	4	5	6	7	8	9	AB	R	H	RBI	BB	SO	LOB	BOTTOM	
9 Dee Strange-Gordon, L OBP: 0.341, SLG: 0.380	G4-3				FC4			G4-3		4	0	1	0	0	0	1	Washington Nationals @ Miami Marlins Marlins Park, Miami, FL Tue Sep 05 2017, 7:13 PM - 10:02 PM EDT Att: 15,364 - Roof Closed - 79 F	
27 Giancarlo Stanton, R OBP: 0.370, SLG: 0.692	K		1B		F8			K		4	0	0	0	0	2	1		
21 Christian Yelich, L OBP: 0.369, SLG: 0.448	1B							F7		4	0	1	0	0	2	0		
13 Marcell Ozuna, R OBP: 0.373, SLG: 0.546	K									4	1	3	0	0	1	1		
11 J.T. Realmuto, R OBP: 0.328, SLG: 0.447		32 L3								4	0	1	0	0	2	3		
32 Derek Dietrich, L OBP: 0.330, SLG: 0.399		1B								3	0	0	0	0	1	2		
28 Tyler Moore, R OBP: 0.250, SLG: 0.399	L3									0	0	0	1	0	0	0		
55 Brian Anderson, R OBP: 0.333, SLG: 0.278	G5-3									4	0	0	0	0	0	0		
19 Miguel Rojas, R OBP: 0.332, SLG: 0.307										3	0	1	0	0	1	0		
43 Dristamer Despaigne, R ERA: 2.79										2	0	0	0	0	1	1		
51 Ichiro Suzuki, L OBP: 0.309, SLG: 0.331										1	0	0	0	0	0	1		
46 Kyle Barraclough, R OBP: 0.301, SLG: 0.592										0	0	0	0	0	0	0		
71 Drew Steckenrider, R ERA: 2.91										0	0	0	0	0	0	0		
Inning Stats	R: 0 E: 0 K: 2 S: 10	H: 1 LOB: 1 BB: 0 P: 15	R: 0 E: 0 K: 0 S: 8	H: 1 LOB: 0 BB: 0 P: 11	R: 0 E: 0 K: 2 S: 10	H: 1 LOB: 1 BB: 0 P: 15	R: 0 E: 0 K: 2 S: 9	H: 1 LOB: 1 BB: 0 P: 15	R: 0 E: 0 K: 1 S: 13	H: 0 LOB: 1 BB: 0 P: 21	R: 0 E: 0 K: 1 S: 7	H: 0 LOB: 0 BB: 0 P: 13	R: 1 E: 0 K: 0 S: 15	H: 1 LOB: 0 BB: 0 P: 20	1B: 7 2B: 1 3B: 0 HR: 0	SF: 1 SAC: 0 DP: 1 HBP: 0	WP: 0 PB: 1 CS: 0	PA: 34
PITCHER	IP WLS BF H R ER SO BB IBB HBP BLK WP HR S P ERA WHIP																	
37 Stephen Strasburg, R ERA: 2.79	6.0 W 23 6 0 0 0 1 0 0 0 0 0 0 59 90 0.00 1.000																	
36 Sammy Solis, L ERA: 7.78	1.1 H 5 0 0 0 1 0 0 0 0 0 0 0 15 25 0.00 0.000																	
43 Matt Albers, R ERA: 1.71	0.2 H 2 0 0 0 1 0 0 0 0 0 0 0 5 9 0.00 0.000																	
62 Sean Doolittle, L ERA: 2.91	1.0 S 4 1 1 0 0 0 0 0 0 0 0 0 15 20 0.00 1.000																	

AB 33
R 1
H 7
RBI 1
BB 0
SO 10
LOB 10



Batter	1	2	3	4	5	6	7	8	9	AB	R	H	RBI	BB	SO	LOB	TOP				
16 César Hernández, S (1,4) OBP: 0.362, SLG: 0.425	G3		K				L6			4	1	1	0	0	1	1	Philadelphia Phillies @ Washington Nationals Nationals Park, Washington, DC Thu Sep 07 2017, 7:06 PM - 10:14 PM EDT Att: 26,267 - Clear - 70 F				
13 Freddy Galvis, S (1,6) OBP: 0.308, SLG: 0.391	L8		F7				B1-3			4	0	1	1	0	0	1					
37 Odúbel Herrera, L (1,8) OBP: 0.336, SLG: 0.468								P6		3	0	2	0	1	0	0					
17 Rhys Hoskins, R (1,7) OBP: 0.410, SLG: 0.704	F7		G6-3					K		4	0	0	0	0	2	5					
5 Nick Williams, L (1,9) OBP: 0.332, SLG: 0.478		L6								4	0	1	0	0	2	2					
19 Tommy Joseph, R (1,3) OBP: 0.289, SLG: 0.433										3	1	1	1	0	1	0					
39 Adam Morgan, L (6,1) OBP: 0.667, SLG: 0.500	P3									0	0	0	0	0	0	0					
7 Maikel Franco, R (8,PH) OBP: 0.276, SLG: 0.386										1	0	0	0	0	1	1					
57 Luis García, R (6,1)										0	0	0	0	0	0	0					
2 J.P. Crawford, L (1,5) OBP: 0.091, SLG: 0.091		L9								4	0	0	0	0	0	1					
38 Jorge Alfaro, R (1,2) OBP: 0.385, SLG: 0.484										4	1	1	1	0	1	1					
27 Aaron Nola, R (1,1) OBP: 0.156, SLG: 0.073										2	0	1	0	0	0	0					
4 Andrés Blanco, S (6,3) OBP: 0.261, SLG: 0.297										2	0	0	0	0	1	0					
Inning Stats	R: 0 H: 0 E: 0 K: 0 S: 10	H: 0 LOB: 1 BB: 1 P: 22	R: 0 H: 0 E: 0 K: 0 S: 5	H: 0 LOB: 0 BB: 0 P: 10	R: 1 H: 3 E: 0 K: 1 S: 16	H: 3 LOB: 2 BB: 0 P: 21	R: 1 H: 1 E: 0 K: 2 S: 9	H: 1 LOB: 0 BB: 0 P: 12	R: 1 H: 3 E: 1 K: 2 S: 18	H: 3 LOB: 2 BB: 0 P: 26	R: 0 H: 0 E: 0 K: 1 S: 6	H: 0 LOB: 0 BB: 0 P: 9	R: 0 H: 0 E: 0 K: 2 S: 11	H: 1 LOB: 1 BB: 0 P: 13	R: 0 H: 0 E: 0 K: 1 S: 11	H: 0 LOB: 0 BB: 0 P: 16	1B: 4 2B: 2 3B: 0 HR: 2	SF: 0 SAC: 0 DP: 1 HBP: 0	WP: 1 PB: 0 SB: 0 CS: 0	PA: 36	
PITCHER	IP WLS BF H R ER SO	IP WLS BF H R ER SO	IP WLS BF H R ER SO	IP WLS BF H R ER SO	IP WLS BF H R ER SO	IP WLS BF H R ER SO	IP WLS BF H R ER SO	IP WLS BF H R ER SO	IP WLS BF H R ER SO	IP WLS BF H R ER SO	IP WLS BF H R ER SO	IP WLS BF H R ER SO	IP WLS BF H R ER SO	IP WLS BF H R ER SO	IP WLS BF H R ER SO	IP WLS BF H R ER SO	ERA WHIP	ERA WHIP			
57 Tanner Roark, R (1,1) ERA: 4.48	6.0	W	26	7	3	3	6	1	0	0	0	1	2	64	100	4.50	1.333				
21 Brandon Kintzler, R (7,1) ERA: 2.73	1.0	H	3	0	0	0	0	0	0	0	0	0	0	6	12	0.00	0.000				
44 Ryan Madson, R (8,1) ERA: 1.58	1.0	H	4	1	0	0	2	0	0	0	0	0	11	13	0.00	1.000					
62 Sean Doolittle, L (9,1) ERA: 2.84	1.0	S	3	0	0	0	1	0	0	0	0	0	11	16	0.00	0.000					

Batter	1	2	3	4	5	6	7	8	9	AB	R	H	RBI	BB	SO	LOB	BOTTOM			
7 Trea Turner, R (1,6) OBP: 0.327, SLG: 0.423	K		G5-3							4	0	1	2	0	1	0	Philadelphia Phillies @ Washington Nationals Nationals Park, Washington, DC Thu Sep 07 2017, 7:06 PM - 10:14 PM EDT Att: 26,267 - Clear - 70 F			
1 Wilmer Difo, S (1,5) OBP: 0.331, SLG: 0.389	G6-3		K							4	0	1	0	0	1	2				
20 Daniel Murphy, L (1,4) OBP: 0.380, SLG: 0.548										3	0	1	0	1	2	2				
11 Ryan Zimmerman, R (1,3) OBP: 0.361, SLG: 0.564	F7									4	0	0	0	0	1	3				
26 Adam Lind, L (1,7) OBP: 0.359, SLG: 0.500										3	1	2	0	0	1	0				
21 Brandon Kintzler, R (7,1)										0	0	0	0	0	0	0				
14 Victor Robles, R (7,PH)										1	0	0	0	0	0	0				
44 Ryan Madson, L (8,1)										0	0	0	0	0	0	0				
62 Sean Doolittle, L (9,1)										0	0	0	0	0	0	0				
3 Michael Taylor, R (1,8) OBP: 0.311, SLG: 0.466										4	1	1	0	0	2	1				
32 Matt Wieters, S (1,2) OBP: 0.291, SLG: 0.357										4	1	1	1	0	2	3				
17 Alejandro De Aza, L (1,9) OBP: 0.209, SLG: 0.282										1	0	1	1	1	0	0				
4 Howie Kendrick, R (7,7) OBP: 0.382, SLG: 0.488										1	1	1	0	1	0	0				
57 Tanner Roark, R (1,1) OBP: 0.102, SLG: 0.104										2	0	0	0	0	1	4				
9 Rafael Bautista, R (6,PH) OBP: 0.333, SLG: 0.286										2	0	1	0	0	0	1				
Inning Stats	R: 0 H: 1 E: 0 K: 1 S: 12	H: 1 LOB: 1 BB: 0 P: 18	R: 1 H: 1 E: 1 K: 1 S: 13	H: 1 LOB: 1 BB: 0 P: 21	R: 0 H: 0 E: 0 K: 2 S: 14	H: 0 LOB: 0 BB: 0 P: 20	R: 0 H: 2 E: 0 K: 3 S: 16	H: 2 LOB: 3 BB: 1 P: 21	R: 0 H: 1 E: 0 K: 0 S: 6	H: 1 LOB: 1 BB: 1 P: 12	R: 3 H: 4 E: 0 K: 2 S: 24	H: 4 LOB: 2 BB: 1 P: 37	R: 0 H: 0 E: 0 K: 1 S: 6	H: 0 LOB: 0 BB: 0 P: 9	R: 0 H: 1 E: 0 K: 1 S: 5	H: 0 LOB: 0 BB: 0 P: 8	1B: 8 2B: 2 3B: 0 HR: 0	SF: 0 SAC: 0 DP: 2 HBP: 0	WP: 1 PB: 1 SB: 2 CS: 0	PA: 36
PITCHER	IP WLS BF H R ER SO	IP WLS BF H R ER SO	IP WLS BF H R ER SO	IP WLS BF H R ER SO	IP WLS BF H R ER SO	IP WLS BF H R ER SO	IP WLS BF H R ER SO	IP WLS BF H R ER SO	IP WLS BF H R ER SO	IP WLS BF H R ER SO	IP WLS BF H R ER SO	IP WLS BF H R ER SO	IP WLS BF H R ER SO	IP WLS BF H R ER SO	IP WLS BF H R ER SO	IP WLS BF H R ER SO	ERA WHIP	ERA WHIP		
27 Aaron Nola, R (1,1) ERA: 3.71	5.1	L	8	2	1	1	2	1	0	0	0	0	21	32	5.40	1.800				
39 Adam Morgan, L (6,1) ERA: 4.21	1.2	L	8	2	1	1	2	1	0	0	0	0	21	32	5.40	1.800				
57 Luis García, R (8,1) ERA: 2.67	1.0	S	3	1	0	0	1	0	0	0	0	0	5	8	0.00	1.000				



Batter	1	2	3	4	5	6	7	8	9	AB	R	H	RBI	BB	SO	LOB	TOP								
16 César Hernández, S (1.4) OBP: 0.360, SLG: 0.422										5	1	1	0	0	0	1									
37 Odúbel Herrera, L (1.8) OBP: 0.337, SLG: 0.467										4	2	1	0	1	1	1									
17 Rhys Hoskins, R (1.3) OBP: 0.418, SLG: 0.725										4	3	2	3	1	2	0									
5 Nick Williams, L (1.9) OBP: 0.341, SLG: 0.498										5	2	4	3	0	1	0									
7 Maikel Franco, R (1.5) OBP: 0.279, SLG: 0.392										5	1	2	3	0	0	2									
31 Hyun Soo Kim, L (1.7) OBP: 0.313, SLG: 0.302										3	1	2	0	1	0	1									
19 Tommy Joseph, R (0. PH) OBP: 0.288, SLG: 0.432										1	0	0	0	0	1	0									
38 Jorge Alfaro, R (1.2) OBP: 0.386, SLG: 0.462										3	0	0	0	0	3	1									
2 J.P. Crawford, L (1.6) OBP: 0.188, SLG: 0.250										5	0	2	1	0	1	2									
44 Jake Thompson, R (1.1) OBP: 0.286, SLG: 0.459										1	0	0	0	0	1	0									
13 Freddy Galvis, S (6. PH) OBP: 0.297, SLG: 0.396										1	0	0	0	0	0	2									
53 Yackiel Rios, R (6.1) OBP: 0.309, SLG: 0.396										0	0	0	0	0	0	0									
55 Hoby Milner, L (7.1) OBP: 0.297, SLG: 0.396										0	0	0	0	0	0	0									
4 Andrés Blanco, S (8. PH) OBP: 0.297, SLG: 0.396										1	0	0	0	0	0	0									
50 Héctor Neris, R (8.1) OBP: 0.297, SLG: 0.396										0	0	0	0	0	0	0									
Inning Stats	R: 3 E: 0 K: 1 S: 16	H: 1 LOB: 1 BB: 3 P: 28	R: 0 E: 0 K: 0 S: 7	H: 1 LOB: 1 BB: 0 P: 10	R: 0 E: 0 K: 2 S: 12	H: 1 LOB: 1 BB: 0 P: 18	R: 0 E: 0 K: 2 S: 8	H: 0 LOB: 0 BB: 0 P: 9	R: 0 E: 0 K: 2 S: 16	H: 0 LOB: 0 BB: 0 P: 22	R: 1 E: 0 K: 0 S: 12	H: 3 LOB: 2 BB: 0 P: 17	R: 3 E: 0 K: 0 S: 19	H: 5 LOB: 2 BB: 0 P: 28	R: 0 E: 0 K: 0 S: 7	H: 0 LOB: 0 BB: 0 P: 12	R: 3 E: 0 K: 3 S: 19	H: 3 LOB: 0 BB: 0 P: 28	1B: 9 2B: 2 3B: 0 HR: 3	SF: 0 SAC: 1 DP: 1 HBP: 2	WP: 0 PB: 0 SB: 0 CS: 0	PA: 44			
PITCHER	IP WLS BF H R ER SO BB IBB HBP BLK WP HR S P ERA WHIP	IP WLS BF H R ER SO BB IBB HBP BLK WP HR S P ERA WHIP	IP WLS BF H R ER SO BB IBB HBP BLK WP HR S P ERA WHIP	IP WLS BF H R ER SO BB IBB HBP BLK WP HR S P ERA WHIP	IP WLS BF H R ER SO BB IBB HBP BLK WP HR S P ERA WHIP	IP WLS BF H R ER SO BB IBB HBP BLK WP HR S P ERA WHIP	IP WLS BF H R ER SO BB IBB HBP BLK WP HR S P ERA WHIP	IP WLS BF H R ER SO BB IBB HBP BLK WP HR S P ERA WHIP	IP WLS BF H R ER SO BB IBB HBP BLK WP HR S P ERA WHIP	IP WLS BF H R ER SO BB IBB HBP BLK WP HR S P ERA WHIP	IP WLS BF H R ER SO BB IBB HBP BLK WP HR S P ERA WHIP	IP WLS BF H R ER SO BB IBB HBP BLK WP HR S P ERA WHIP	IP WLS BF H R ER SO BB IBB HBP BLK WP HR S P ERA WHIP	IP WLS BF H R ER SO BB IBB HBP BLK WP HR S P ERA WHIP	IP WLS BF H R ER SO BB IBB HBP BLK WP HR S P ERA WHIP	IP WLS BF H R ER SO BB IBB HBP BLK WP HR S P ERA WHIP	IP WLS BF H R ER SO BB IBB HBP BLK WP HR S P ERA WHIP	IP WLS BF H R ER SO BB IBB HBP BLK WP HR S P ERA WHIP	IP WLS BF H R ER SO BB IBB HBP BLK WP HR S P ERA WHIP	IP WLS BF H R ER SO BB IBB HBP BLK WP HR S P ERA WHIP	IP WLS BF H R ER SO BB IBB HBP BLK WP HR S P ERA WHIP	IP WLS BF H R ER SO BB IBB HBP BLK WP HR S P ERA WHIP	IP WLS BF H R ER SO BB IBB HBP BLK WP HR S P ERA WHIP	IP WLS BF H R ER SO BB IBB HBP BLK WP HR S P ERA WHIP	IP WLS BF H R ER SO BB IBB HBP BLK WP HR S P ERA WHIP

Philadelphia Phillies @ Washington Nationals
Nationals Park, Washington, DC
Fri Sep 08 2017, 7:05 PM - 10:31 PM EDT
Att: 29,837 - Partly Cloudy - 74 F

AB 38
R 10
H 14
RBI 10
BB 3
SO 10
LOB 10



Batter	1	2	3	4	5	6	7	8	9	AB	R	H	RBI	BB	SO	LOB	BOTTOM								
7 Trea Turner, R (1.6) OBP: 0.333, SLG: 0.439										4	2	3	3	1	0	0									
4 Hoyte Hensrick, R (1.7) OBP: 0.297, SLG: 0.396										4	2	2	0	0	0	2									
46 Oliver Pérez, L (7.1) ERA: 4.25										4	2	0	0	0	0	0									
43 Matt Albers, R (7.1) ERA: 1.68										1	0	1	0	0	0	0									
21 Brandon Kintzler, R (8.1) ERA: 2.69										0	0	0	0	0	0	0									
27 Shawn Kelley, R (8.1) ERA: 7.99										0	0	0	0	0	0	0									
20 Daniel Murphy, L (1.4) OBP: 0.382, SLG: 0.550										4	1	2	0	1	0	4									
11 Ryan Zimmerman, R (1.3) OBP: 0.361, SLG: 0.562										5	1	2	2	0	0	1									
6 Anthony Rendon, R (1.5) OBP: 0.401, SLG: 0.537										5	1	1	0	0	0	6									
32 Matt Wieters, S (1.2) OBP: 0.289, SLG: 0.353										4	1	0	0	1	2	5									
3 Michael Taylor, R (1.8) OBP: 0.318, SLG: 0.486										5	2	4	5	0	0	0									
17 Alejandro De Aza, L (1.9) OBP: 0.191, SLG: 0.256										4	0	0	0	0	1	2									
31 Max Scherzer, R (1.1) OBP: 0.237, SLG: 0.236										2	0	0	0	0	0	1									
45 Andrew Stevenson, L (6. PH) ERA: 1.93										1	1	1	0	0	0	0									
9 Rafael Bautista, R (7. PH) OBP: 0.313, SLG: 0.267										1	0	0	0	0	1	1									
Inning Stats	R: 1 E: 0 K: 0 S: 16	H: 3 LOB: 2 BB: 0 P: 23	R: 1 E: 0 K: 0 S: 14	H: 2 LOB: 1 BB: 0 P: 20	R: 4 E: 1 K: 0 S: 13	H: 1 LOB: 0 BB: 2 P: 26	R: 1 E: 1 K: 0 S: 4	H: 1 LOB: 0 BB: 0 P: 6	R: 0 E: 0 K: 0 S: 7	H: 0 LOB: 0 BB: 0 P: 10	R: 3 E: 0 K: 1 S: 13	H: 5 LOB: 2 BB: 0 P: 28	R: 0 E: 0 K: 1 S: 12	H: 2 LOB: 3 BB: 1 P: 22	R: 1 E: 0 K: 2 S: 10	H: 2 LOB: 1 BB: 0 P: 14	1B: 10 2B: 3 3B: 1 HR: 2	SF: 0 SAC: 1 DP: 1 HBP: 0	WP: 0 PB: 0 SB: 1 CS: 0	PA: 44					
PITCHER	IP WLS BF H R ER SO BB IBB HBP BLK WP HR S P ERA WHIP	IP WLS BF H R ER SO BB IBB HBP BLK WP HR S P ERA WHIP	IP WLS BF H R ER SO BB IBB HBP BLK WP HR S P ERA WHIP	IP WLS BF H R ER SO BB IBB HBP BLK WP HR S P ERA WHIP	IP WLS BF H R ER SO BB IBB HBP BLK WP HR S P ERA WHIP	IP WLS BF H R ER SO BB IBB HBP BLK WP HR S P ERA WHIP	IP WLS BF H R ER SO BB IBB HBP BLK WP HR S P ERA WHIP	IP WLS BF H R ER SO BB IBB HBP BLK WP HR S P ERA WHIP	IP WLS BF H R ER SO BB IBB HBP BLK WP HR S P ERA WHIP	IP WLS BF H R ER SO BB IBB HBP BLK WP HR S P ERA WHIP	IP WLS BF H R ER SO BB IBB HBP BLK WP HR S P ERA WHIP	IP WLS BF H R ER SO BB IBB HBP BLK WP HR S P ERA WHIP	IP WLS BF H R ER SO BB IBB HBP BLK WP HR S P ERA WHIP	IP WLS BF H R ER SO BB IBB HBP BLK WP HR S P ERA WHIP	IP WLS BF H R ER SO BB IBB HBP BLK WP HR S P ERA WHIP	IP WLS BF H R ER SO BB IBB HBP BLK WP HR S P ERA WHIP	IP WLS BF H R ER SO BB IBB HBP BLK WP HR S P ERA WHIP	IP WLS BF H R ER SO BB IBB HBP BLK WP HR S P ERA WHIP	IP WLS BF H R ER SO BB IBB HBP BLK WP HR S P ERA WHIP	IP WLS BF H R ER SO BB IBB HBP BLK WP HR S P ERA WHIP	IP WLS BF H R ER SO BB IBB HBP BLK WP HR S P ERA WHIP	IP WLS BF H R ER SO BB IBB HBP BLK WP HR S P ERA WHIP	IP WLS BF H R ER SO BB IBB HBP BLK WP HR S P ERA WHIP	IP WLS BF H R ER SO BB IBB HBP BLK WP HR S P ERA WHIP	IP WLS BF H R ER SO BB IBB HBP BLK WP HR S P ERA WHIP

Philadelphia Phillies @ Washington Nationals
Nationals Park, Washington, DC
Fri Sep 08 2017, 7:05 PM - 10:31 PM EDT
Att: 29,837 - Partly Cloudy - 74 F

AB 40
R 11
H 16
RBI 10
BB 3
SO 4
LOB 22



Batter	1	2	3	4	5	6	7	8	9	AB	R	H	RBI	BB	SO	LOB	TOP								
16 César Hernández, S (1, 4) OBP: 0.360, SLG: 0.421										4	0	0	0	0	3	2	Philadelphia Phillies @ Washington Nationals Nationals Park, Washington, DC Sun Sep 10 2017, 1:38 PM - 3:52 PM EDT Att: 32,627 - Partly Cloudy - 69 F								
13 Freddy Galvis, S (1, 6) OBP: 0.306, SLG: 0.385										3	0	0	0	1	0	2									
5 Nick Williams, L (1, 9) OBP: 0.341, SLG: 0.492										4	0	1	2	0	2	1									
17 Rhys Hoskins, R (1, 7) OBP: 0.420, SLG: 0.722										4	0	0	0	0	3	1									
7 Maikel Franco, R (1, 3) OBP: 0.283, SLG: 0.400										3	0	2	0	0	0	0									
23 Aaron Altherr, R (1, 8) OBP: 0.354, SLG: 0.531										3	0	0	0	0	1	2									
38 Jorge Alfaro, R (1, 2) OBP: 0.370, SLG: 0.441										3	0	0	0	0	0	1									
2 J.P. Crawford, L (1, 5) OBP: 0.200, SLG: 0.250										3	1	1	0	0	2	0									
54 Ben Lively, R (1, 1) OBP: 0.261, SLG: 0.522										2	0	0	0	0	0	0									
37 Odúbel Herrera, L (9, PH) OBP: 0.335, SLG: 0.464										1	1	1	0	0	0	0									
Inning Stats	R: 0 H: 0 E: 0 K: 2 S: 9	H: 0 LOB: 0 BB: 0 P: 11	R: 0 H: 0 E: 0 K: 2 S: 8	H: 0 LOB: 0 BB: 0 P: 11	R: 0 H: 0 E: 0 K: 1 S: 8	H: 0 LOB: 0 BB: 0 P: 12	R: 0 H: 0 E: 0 K: 1 S: 6	H: 0 LOB: 0 BB: 1 P: 10	R: 0 H: 1 E: 0 K: 1 S: 12	H: 0 LOB: 1 BB: 0 P: 18	R: 0 H: 0 E: 0 K: 1 S: 11	H: 0 LOB: 0 BB: 0 P: 16	R: 0 H: 0 E: 0 K: 2 S: 12	H: 0 LOB: 0 BB: 0 P: 15	R: 0 H: 1 E: 0 K: 0 S: 10	H: 1 LOB: 0 BB: 0 P: 15	R: 2 H: 3 E: 0 K: 1 S: 13	H: 3 LOB: 1 BB: 0 P: 17	1B: 5 2B: 0 3B: 0 HR: 0	SF: 0 SAC: 0 DP: 2 HBP: 0	WP: 0 PB: 0 SB: 0 CS: 0	PA: 31			
PITCHER	IP WLS BF H R ER SO BB IBB HBP BLK WP HR S P ERA WHIP	8.0 W 25 2 0 0 10 1 0 0 0 0 0 76 108 0.00 0.375	1.0 S 6 3 2 2 1 0 0 0 0 0 0 13 17 18.00 3.000																						

AB	30
R	2
H	5
RBI	2
BB	1
SO	11
LOB	9



Batter	1	2	3	4	5	6	7	8	9	AB	R	H	RBI	BB	SO	LOB	BOTTOM							
7 Trea Turner, R (1, 6) OBP: 0.332, SLG: 0.449										4	2	2	1	0	0	0	Philadelphia Phillies @ Washington Nationals Nationals Park, Washington, DC Sun Sep 10 2017, 1:38 PM - 3:52 PM EDT Att: 32,627 - Partly Cloudy - 69 F							
5 Adrián Sánchez, R (1, 5) OBP: 0.298, SLG: 0.375										4	1	1	1	0	2	0								
1 Wilmer Difo, S (1, 4) OBP: 0.332, SLG: 0.393										4	0	2	0	0	1	1								
26 Adam Lind, L (1, 3) OBP: 0.352, SLG: 0.490										4	0	0	0	0	0	3								
14 Víctor Robles, R (1, 8) OBP: 0.400, SLG: 0.500										2	0	1	1	0	0	0								
45 Andrew Stevenson, L (1, 7) OBP: 0.259, SLG: 0.212										2	0	0	0	1	0	1								
29 Pedro Severino, R (1, 2) OBP: 0.278, SLG: 0.333										3	0	0	0	0	2	1								
9 Rafael Bautista, R (1, 9) OBP: 0.263, SLG: 0.222										3	0	0	0	0	0	1								
37 Stephen Strasburg, R (1, 1) OBP: 0.163, SLG: 0.271										2	0	0	0	0	2	0								
17 Alejandro De Aza, L (8, PH) OBP: 0.150, SLG: 0.239										1	0	0	0	0	0	0								
44 Ryan Madson, L (9, 1)										0	0	0	0	0	0	0								
Inning Stats	R: 0 H: 1 E: 0 K: 0 S: 9	H: 0 LOB: 1 BB: 1 P: 14	R: 0 H: 0 E: 0 K: 1 S: 8	H: 0 LOB: 1 BB: 1 P: 15	R: 0 H: 0 E: 0 K: 2 S: 7	H: 0 LOB: 0 BB: 0 P: 9	R: 0 H: 0 E: 0 K: 1 S: 8	H: 0 LOB: 1 BB: 0 P: 13	R: 0 H: 0 E: 0 K: 1 S: 7	H: 0 LOB: 0 BB: 0 P: 10	R: 2 H: 3 E: 0 K: 0 S: 8	H: 3 LOB: 1 BB: 0 P: 8	R: 0 H: 0 E: 0 K: 1 S: 8	H: 0 LOB: 0 BB: 0 P: 10	R: 1 H: 2 E: 0 K: 1 S: 18	H: 2 LOB: 1 BB: 0 P: 24	1B: 1 2B: 3 3B: 1 HR: 1	SF: 0 SAC: 0 DP: 0 HBP: 1	WP: 0 PB: 0 SB: 0 CS: 0	PA: 31				
PITCHER	IP WLS BF H R ER SO BB IBB HBP BLK WP HR S P ERA WHIP	8.0 L 31 6 3 3 7 1 0 1 0 0 1 73 103 3.38 0.875																						

AB	29
R	3
H	6
RBI	3
BB	1
SO	7
LOB	7



Batter	1	2	3	4	5	6	7	8	9	AB	R	H	RBI	BB	SO	LOB	TOP					
11 Ender Inciarte, L (1,8) OBP: 0.354, SLG: 0.414										4	1	2	1	1	1	1	Atlanta Braves @ Washington Nationals Nationals Park, Washington, DC Tue Sep 12 2017, 7:08 PM - 10:02 PM EDT Att: 22,769 - Partly Cloudy - 75 F					
1 Ozzie Albies, S (1,4) OBP: 0.354, SLG: 0.469										5	3	3	1	0	0	2						
5 Freddie Freeman, L (1,3) OBP: 0.419, SLG: 0.619										5	2	3	3	0	2	1						
27 Matt Kemp, R (1,7) OBP: 0.322, SLG: 0.467										5	0	1	1	0	0	2						
16 Lane Adams, R (9,7) OBP: 0.370, SLG: 0.469										0	0	0	0	0	0	0						
22 Nick Markakis, L (1,9) OBP: 0.361, SLG: 0.398										5	0	0	0	0	1	3						
24 Kurt Suzuki, R (1,2) OBP: 0.341, SLG: 0.504										5	0	1	1	0	2	1						
17 Johan Camargo, S (1,5) OBP: 0.340, SLG: 0.483										4	1	2	0	0	0	1						
7 Dansby Swanson, R (1,6) OBP: 0.324, SLG: 0.341										4	1	1	0	0	1	2						
49 Julio Teheran, R (1,1) OBP: 0.189, SLG: 0.160										3	0	1	1	0	2	2						
13 Adonis Garcia, R (8,PH) OBP: 0.278, SLG: 0.344										1	0	0	0	0	1	0						
58 Luke Jackson, R (8,1) OBP: 0.370, SLG: 0.469										0	0	0	0	0	0	0						
Inning Stats	R: 1 E: 0 K: 3 S: 19	H: 2 LOB: 1 BB: 0 P: 30	R: 0 E: 0 K: 3 S: 11	H: 1 LOB: 1 BB: 0 P: 19	R: 3 E: 1 K: 0 S: 10	H: 2 LOB: 0 BB: 1 P: 18	R: 1 E: 0 K: 1 S: 13	H: 2 LOB: 1 BB: 0 P: 15	R: 0 E: 0 K: 1 S: 7	H: 0 LOB: 0 BB: 0 P: 8	R: 1 E: 0 K: 0 S: 13	H: 2 LOB: 1 BB: 0 P: 16	R: 2 E: 0 K: 0 S: 11	H: 3 LOB: 1 BB: 0 P: 18	R: 0 E: 0 K: 1 S: 13	H: 1 LOB: 1 BB: 0 P: 17	R: 0 E: 0 K: 1 S: 10	H: 1 LOB: 1 BB: 0 P: 16	1B: 5 2B: 7 3B: 0 HR: 2	SF: 0 SAC: 0 DP: 0 HBP: 0	WP: 0 PB: 0 SB: 1 CS: 0	PA: 42
PITCHER	IP WLS BF H R ER SO BB IBB HBP BLK WP HR S P ERA WHIP																					
47 Gio González, L (1,1) ERA: 2.68	5.0 L 23 7 5 5 8 1 0 0 0 0 0 1 60 90 9.00 1.600																					
22 A.J. Cole, R (6,1) ERA: 4.3	2.0 11 5 3 3 0 0 0 0 0 0 0 1 24 34 13.50 2.500																					
70 Austin Adams, R (8,1) ERA: 9.0	1.0 4 1 0 0 1 0 0 0 0 0 0 0 13 17 0.00 1.000																					
72 Enny Romero, L (9,1) ERA: 3.73	1.0 4 1 0 0 1 0 0 0 0 0 0 0 10 16 0.00 1.000																					

Batter	1	2	3	4	5	6	7	8	9	AB	R	H	RBI	BB	SO	LOB	BOTTOM					
7 Trea Turner, R (1,6) OBP: 0.331, SLG: 0.447										4	0	1	0	0	1	0	Atlanta Braves @ Washington Nationals Nationals Park, Washington, DC Tue Sep 12 2017, 7:08 PM - 10:02 PM EDT Att: 22,769 - Partly Cloudy - 75 F					
4 Howie Kendrick, R (1,9) OBP: 0.385, SLG: 0.498										3	0	1	0	0	0	1						
1 Wilmer Difo, S (8,9) OBP: 0.331, SLG: 0.392										1	0	0	0	0	1	0						
20 Daniel Murphy, L (1,4) OBP: 0.392, SLG: 0.546										3	0	1	0	1	0	1						
72 Enny Romero, R (9,1) ERA: 3.73										0	0	0	0	0	0	0						
11 Ryan Zimmerman, R (1,3) OBP: 0.359, SLG: 0.557										4	0	2	0	0	0	1						
6 Anthony Rendon, R (1,5) OBP: 0.400, SLG: 0.534										4	0	1	0	0	1	4						
26 Adam Lind, L (1,7) OBP: 0.351, SLG: 0.490										4	0	1	0	0	1	3						
3 Michael Taylor, R (1,8) OBP: 0.324, SLG: 0.497										4	0	2	0	0	1	1						
32 Matt Wieters, S (1,2) OBP: 0.290, SLG: 0.352										2	0	0	0	1	0	2						
29 Pedro Severino, R (8,2) OBP: 0.263, SLG: 0.316										1	0	0	0	0	0	2						
47 Gio González, R (1,1) ERA: 4.45, SLG: 0.996																						
45 Andrew Stevenson, L (5,PH) OBP: 0.264, SLG: 0.288																						
22 A.J. Cole, R (6,1) ERA: 4.3																						
14 Victor Robles, R (7,PH) OBP: 0.333, SLG: 0.499																						
70 Austin Adams, R (8,1) OBP: 0.370, SLG: 0.469																						
5 Adrián Sánchez, R (9,4) OBP: 0.208, SLG: 0.375																						
Inning Stats	R: 0 E: 0 K: 1 S: 8	H: 1 LOB: 0 BB: 0 P: 9	R: 0 E: 0 K: 1 S: 17	H: 2 LOB: 0 BB: 0 P: 25	R: 0 E: 0 K: 1 S: 7	H: 1 LOB: 0 BB: 0 P: 8	R: 0 E: 0 K: 1 S: 10	H: 0 LOB: 1 BB: 1 P: 19	R: 0 E: 0 K: 1 S: 7	H: 0 LOB: 0 BB: 0 P: 10	R: 0 E: 0 K: 0 S: 9	H: 2 LOB: 2 BB: 0 P: 13	R: 0 E: 0 K: 0 S: 8	H: 1 LOB: 1 BB: 1 P: 17	R: 0 E: 0 K: 1 S: 11	H: 0 LOB: 0 BB: 0 P: 14	R: 0 E: 0 K: 0 S: 14	H: 2 LOB: 2 BB: 0 P: 26	1B: 8 2B: 1 3B: 0 HR: 0	SF: 0 SAC: 0 DP: 1 HBP: 0	WP: 0 PB: 0 SB: 0 CS: 1	PA: 36
PITCHER	IP WLS BF H R ER SO BB IBB HBP BLK WP HR S P ERA WHIP																					
49 Julio Teheran, R (1,1) ERA: 4.57	7.0 W 27 7 0 0 5 2 0 0 0 0 0 0 66 101 0.00 1.286																					
58 Luke Jackson, R (8,1) ERA: 4.73	2.0 8 2 0 0 1 0 0 0 0 0 0 0 25 40 0.00 1.000																					



Batter	1	2	3	4	5	6	7	8	9	AB	R	H	RBI	BB	SO	LOB	TOP				
1 Ozzie Albies, S OBP: 0.361, SLG: 0.467										3	1	1	1	2	0	1					
7 Dansby Swanson, R OBP: 0.322, SLG: 0.340										5	1	1	2	0	0	3					
5 Freddie Freeman, L OBP: 0.417, SLG: 0.612										4	1	0	0	1	2	0					
27 Matt Kemp, R OBP: 0.322, SLG: 0.472										4	2	1	4	1	2	0					
50 Lucas Sims, R OBP: 0.322, SLG: 0.340										4	0	2	0	1	0	1					
22 Nick Markakis, L OBP: 0.363, SLG: 0.398										4	0	2	1	0	1	2					
25 Tyler Flowers, R OBP: 0.380, SLG: 0.449										5	0	0	0	0	1	5					
14 Rio Ruiz, L OBP: 0.271, SLG: 0.310										4	2	3	0	1	0	2					
16 Lane Adams, R OBP: 0.397, SLG: 0.515										2	0	0	0	0	2	2					
64 Luiz Gohara, L OBP: 0.292, SLG: 0.287										1	1	0	0	1	1	2					
8 Jace Peterson, L OBP: 0.292, SLG: 0.287										0	0	0	0	0	0	0					
63 Dan Winkler, R OBP: 0.357, SLG: 0.552										0	0	0	0	0	0	0					
67 A.J. Minter, L OBP: 0.339, SLG: 0.422										0	0	0	0	0	0	0					
2 Micah Johnson, L OBP: 0.333, SLG: 0.333										0	0	0	0	0	0	0					
Inning Stats	R: 0 E: 0 K: 1 S: 12	H: 0 LOB: 0 BB: 1 P: 19	R: 0 E: 0 K: 1 S: 12	H: 1 LOB: 1 BB: 0 P: 17	R: 0 E: 0 K: 1 S: 8	H: 1 LOB: 1 BB: 0 P: 10	R: 0 E: 0 K: 2 S: 13	H: 1 LOB: 1 BB: 0 P: 18	R: 1 E: 0 K: 1 S: 11	H: 2 LOB: 1 BB: 0 P: 14	R: 1 E: 0 K: 1 S: 12	H: 1 LOB: 1 BB: 1 P: 19	R: 6 E: 0 K: 1 S: 17	H: 4 LOB: 2 BB: 4 P: 34	R: 0 E: 0 K: 0 S: 7	H: 0 LOB: 2 BB: 1 P: 22	1B: 7 2B: 1 3B: 1 HR: 1	SF: 0 SAC: 0 DP: 0 HBP: 1	WP: 0 PB: 0 SB: 0 CS: 1	PA: 44	
PITCHER	IP WLS BF H R ER SO BB IBB HBP BLK WP HR S P ERA WHIP	6.0 L 30 7 7 7 7 5 1 0 0 0 0 74 116 10.50 2.000	1.0 3 3 1 1 1 0 0 0 0 0 0 1 11 15 9.00 3.000	1.0 3 0 0 0 0 0 0 0 0 0 0 7 10 0.00 0.000	1.0 5 0 0 0 1 1 0 1 0 0 0 14 22 0.00 1.000																

Atlanta Braves @ Washington Nationals
 Nationals Park, Washington, DC
 Wed Sep 13 2017, 7:08 PM - 10:14 PM EDT
 Att: 24,850 - Partly Cloudy - 80 F

AB	36
R	8
H	10
RBI	8
BB	7
SO	9
LOB	18



Atlanta Braves @ Washington Nationals
 Nationals Park, Washington, DC
 Wed Sep 13 2017, 7:08 PM - 10:14 PM EDT
 Att: 24,850 - Partly Cloudy - 80 F

AB	32
R	2
H	7
RBI	2
BB	0
SO	12
LOB	8

WP	0
PB	0
SB	1
CS	1

Batter	1	2	3	4	5	6	7	8	9	AB	R	H	RBI	BB	SO	LOB	TOP				
3 Chris Taylor, R OBP: 0.361, SLG: 0.503										3	1	0	0	2	1	2	Los Angeles Dodgers @ Washington Nationals Nationals Park, Washington, DC Fri Sep 15 2017, 7:07 PM - 10:15 PM EDT Att: 37,508 - Cloudy - 80 F				
5 Corey Seager, L OBP: 0.384, SLG: 0.492										5	1	1	3	0	2	1					
10 Justin Turner, R OBP: 0.416, SLG: 0.539										5	1	1	1	0	1	1					
35 Cody Bellinger, L OBP: 0.357, SLG: 0.604										3	1	1	0	1	1	0					
66 Yasiel Puig, R OBP: 0.348, SLG: 0.491										4	1	2	1	0	0	1					
26 Chase Utley, L OBP: 0.322, SLG: 0.397										4	1	1	1	0	0	1					
15 Austin Barnes, R OBP: 0.413, SLG: 0.471										0	0	0	0	0	0	0					
9 Yasmani Grandal, S OBP: 0.302, SLG: 0.445										4	0	0	0	0	2	2					
16 Andre Ethier, L OBP: 0.350, SLG: 0.526										4	1	2	1	0	0	1					
48 Brock Stewart, L OBP: 0.250, SLG: 0.250										0	0	0	0	0	0	0					
57 Alex Wood, R OBP: 0.080, SLG: 0.061										3	0	1	0	0	1	1					
52 Pedro Báez, R OBP: 0.327, SLG: 0.405										0	0	0	0	0	0	0					
Inning Stats	R: 1 E: 0 K: 1 S: 11	H: 1 LOB: 0 BB: 0 P: 17	R: 5 E: 0 K: 1 S: 17	H: 4 LOB: 0 BB: 1 P: 27	R: 1 E: 0 K: 1 S: 7	H: 1 LOB: 1 BB: 1 P: 18	R: 0 E: 0 K: 1 S: 8	H: 0 LOB: 0 BB: 0 P: 9	R: 0 E: 0 K: 1 S: 10	H: 0 LOB: 0 BB: 0 P: 16	R: 0 E: 0 K: 1 S: 15	H: 2 LOB: 2 BB: 0 P: 20	R: 0 E: 0 K: 0 S: 8	H: 1 LOB: 1 BB: 0 P: 11	R: 0 E: 0 K: 0 S: 7	H: 0 LOB: 1 BB: 0 P: 19	1B: 3 2B: 3 3B: 0 HR: 3	SF: 0 SAC: 0 DP: 0 HBP: 0	WP: 0 PB: 0 SB: 1 CS: 0	PA: 39	
PITCHER	IP WLS BF H R ER SO BB IBB HBP BLK WP HR S P ERA WHIP	IP WLS BF H R ER SO BB IBB HBP BLK WP HR S P ERA WHIP	IP WLS BF H R ER SO BB IBB HBP BLK WP HR S P ERA WHIP	IP WLS BF H R ER SO BB IBB HBP BLK WP HR S P ERA WHIP	IP WLS BF H R ER SO BB IBB HBP BLK WP HR S P ERA WHIP	IP WLS BF H R ER SO BB IBB HBP BLK WP HR S P ERA WHIP	IP WLS BF H R ER SO BB IBB HBP BLK WP HR S P ERA WHIP	IP WLS BF H R ER SO BB IBB HBP BLK WP HR S P ERA WHIP	IP WLS BF H R ER SO BB IBB HBP BLK WP HR S P ERA WHIP	IP WLS BF H R ER SO BB IBB HBP BLK WP HR S P ERA WHIP	IP WLS BF H R ER SO BB IBB HBP BLK WP HR S P ERA WHIP	IP WLS BF H R ER SO BB IBB HBP BLK WP HR S P ERA WHIP	IP WLS BF H R ER SO BB IBB HBP BLK WP HR S P ERA WHIP	IP WLS BF H R ER SO BB IBB HBP BLK WP HR S P ERA WHIP	IP WLS BF H R ER SO BB IBB HBP BLK WP HR S P ERA WHIP	IP WLS BF H R ER SO BB IBB HBP BLK WP HR S P ERA WHIP	IP WLS BF H R ER SO BB IBB HBP BLK WP HR S P ERA WHIP	IP WLS BF H R ER SO BB IBB HBP BLK WP HR S P ERA WHIP	IP WLS BF H R ER SO BB IBB HBP BLK WP HR S P ERA WHIP	IP WLS BF H R ER SO BB IBB HBP BLK WP HR S P ERA WHIP	IP WLS BF H R ER SO BB IBB HBP BLK WP HR S P ERA WHIP
40 Edwin Jackson, R ERA: 4.96	2.1	15	6	7	7	2	2	0	0	0	0	0	0	0	0	0	27.00	3.429			
36 Sammy Solis, L ERA: 5.95	0.2	2	0	0	0	1	0	0	0	0	0	0	0	0	0	0	0.00	0.000			
33 Matt Grace, L ERA: 4.4	2.0	6	0	0	0	2	0	0	0	0	0	0	0	0	0	0	0.00	0.000			
56 Joe Blanton, R ERA: 5.98	1.0	5	2	0	0	1	0	0	0	0	0	0	0	0	0	0	0.00	2.000			
72 Enny Romero, L ERA: 3.66	1.0	4	1	0	0	0	0	0	0	0	0	0	0	0	0	0	0.00	1.000			

Batter	1	2	3	4	5	6	7	8	9	AB	R	H	RBI	BB	SO	LOB	BOTTOM					
7 Trea Turner, R OBP: 0.333, SLG: 0.447										3	0	0	0	0	0	0	Los Angeles Dodgers @ Washington Nationals Nationals Park, Washington, DC Fri Sep 15 2017, 7:07 PM - 10:15 PM EDT Att: 37,508 - Cloudy - 80 F					
4 Howie Kendrick, R OBP: 0.381, SLG: 0.489										3	0	1	0	1	1	0						
20 Daniel Murphy, L OBP: 0.361, SLG: 0.543										3	0	0	0	1	3	3						
11 Ryan Zimmerman, R OBP: 0.356, SLG: 0.552										4	0	1	0	0	2	2						
6 Anthony Rendon, R OBP: 0.400, SLG: 0.532										3	0	1	0	1	0	1						
28 Jayson Werth, R OBP: 0.340, SLG: 0.417										3	0	0	0	1	1	2						
3 Michael Taylor, R OBP: 0.320, SLG: 0.487										4	0	1	0	0	3	4						
32 Matt Wieters, S OBP: 0.285, SLG: 0.345										4	0	0	0	0	3	4						
40 Edwin Jackson, R 36 Sammy Solis, L 9 Rafael Soriano, R 33 Matt Grace, L 56 Joe Blanton, R 52 Pedro Báez, R 72 Enny Romero, R 1 Wilmer Difo, S 27 Shawn Kelley, R 70 Austin Adams, R										0	0	0	0	0	0	0						
Inning Stats	R: 0 E: 0 K: 1 S: 7	H: 0 LOB: 0 BB: 0 P: 10	R: 0 E: 0 K: 1 S: 14	H: 1 LOB: 0 BB: 0 P: 23	R: 0 E: 0 K: 2 S: 13	H: 1 LOB: 2 BB: 0 P: 17	R: 0 E: 0 K: 1 S: 10	H: 0 LOB: 0 BB: 0 P: 13	R: 0 E: 0 K: 1 S: 9	H: 1 LOB: 0 BB: 0 P: 12	R: 0 E: 0 K: 2 S: 10	H: 0 LOB: 1 BB: 1 P: 16	R: 0 E: 0 K: 1 S: 12	H: 0 LOB: 2 BB: 2 P: 22	R: 0 E: 0 K: 2 S: 8	H: 0 LOB: 1 BB: 1 P: 15		R: 0 E: 0 K: 2 S: 14	H: 1 LOB: 0 BB: 0 P: 20	1B: 3 2B: 1 3B: 0 HR: 0	SF: 0 SAC: 0 DP: 1 HBP: 1	WP: 0 PB: 0 SB: 0 CS: 0
PITCHER	IP WLS BF H R ER SO BB IBB HBP BLK WP HR S P ERA WHIP	IP WLS BF H R ER SO BB IBB HBP BLK WP HR S P ERA WHIP	IP WLS BF H R ER SO BB IBB HBP BLK WP HR S P ERA WHIP	IP WLS BF H R ER SO BB IBB HBP BLK WP HR S P ERA WHIP	IP WLS BF H R ER SO BB IBB HBP BLK WP HR S P ERA WHIP	IP WLS BF H R ER SO BB IBB HBP BLK WP HR S P ERA WHIP	IP WLS BF H R ER SO BB IBB HBP BLK WP HR S P ERA WHIP	IP WLS BF H R ER SO BB IBB HBP BLK WP HR S P ERA WHIP	IP WLS BF H R ER SO BB IBB HBP BLK WP HR S P ERA WHIP	IP WLS BF H R ER SO BB IBB HBP BLK WP HR S P ERA WHIP	IP WLS BF H R ER SO BB IBB HBP BLK WP HR S P ERA WHIP	IP WLS BF H R ER SO BB IBB HBP BLK WP HR S P ERA WHIP	IP WLS BF H R ER SO BB IBB HBP BLK WP HR S P ERA WHIP	IP WLS BF H R ER SO BB IBB HBP BLK WP HR S P ERA WHIP	IP WLS BF H R ER SO BB IBB HBP BLK WP HR S P ERA WHIP	IP WLS BF H R ER SO BB IBB HBP BLK WP HR S P ERA WHIP	IP WLS BF H R ER SO BB IBB HBP BLK WP HR S P ERA WHIP	IP WLS BF H R ER SO BB IBB HBP BLK WP HR S P ERA WHIP	IP WLS BF H R ER SO BB IBB HBP BLK WP HR S P ERA WHIP	IP WLS BF H R ER SO BB IBB HBP BLK WP HR S P ERA WHIP	IP WLS BF H R ER SO BB IBB HBP BLK WP HR S P ERA WHIP	
57 Alex Wood, L ERA: 2.69	6.0	22	3	0	0	0	1	0	0	0	0	0	0	0	0	0	0.00	0.667				
52 Pedro Báez, R ERA: 2.59	1.0	5	0	0	0	1	2	0	0	0	0	0	0	0	0	0	0.00	2.000				
48 Brock Stewart, R ERA: 3.45	2.0	8	1	0	0	4	1	0	0	0	0	0	0	0	0	0	0.00	1.000				



Batter	1	2	3	4	5	6	7	8	9	AB	R	H	RBI	BB	SO	LOB	TOP			
26 Chase Utley, L OBP: 0.324, SLG: 0.406 46 Josh Fields, R 17 Brandon Morrow, R 68 Ross Stripling, R 33 Tony Watson, L 23 Adrián González, L 74 Kenley Jansen, S OBP: 0.300, SLG: 0.370	G6-3		G4-3 5 1B 2B		5 1B 10 SF8 2B	P6			G4-6-3 1-2	4	2	0	0	0	0	2	Los Angeles Dodgers @ Washington Nationals Nationals Park, Washington, DC Sat Sep 16 2017, 1:07 PM - 3:53 PM EDT Att: 39,387 - Partly Cloudy - 82 F			
5 Cory Seager, L OBP: 0.382, SLG: 0.489	P5		G4-3		66 P4-6 10 SF8 1B			K	K	5	0	1	0	0	2	1				
10 Justin Turner, R OBP: 0.415, SLG: 0.536	K		HBP		SF8			G6-3	K	2	0	0	1	0	1	0				
35 Cody Bellinger, L OBP: 0.360, SLG: 0.611			HR					K		3	1	2	2	1	1	0				
66 Yasiel Puig, R OBP: 0.346, SLG: 0.487	L7		L8					G5-3		4	0	0	0	0	0	4				
6 Curtis Granderson, L OBP: 0.321, SLG: 0.441			BB					P3		3	0	1	0	1	1	0				
15 Austin Barnes, R OBP: 0.419, SLG: 0.476	K		K							2	0	1	0	1	1	1				
31 Joc Pederson, L OBP: 0.325, SLG: 0.402 3 Chris Taylor, R OBP: 0.350, SLG: 0.501	K		K					FC5-4	BB	2	0	0	0	0	1	2				
44 Rich Hill, L OBP: 0.116, SLG: 0.075 11 Logan Forsythe, R OBP: 0.358, SLG: 0.322	B1-3		K						HBP	2	0	0	0	0	1	1				
										1	0	0	0	0	1	2				
Inning Stats	R: 0 E: 0 K: 1 S: 6	H: 0 LOB: 0 BB: 0 P: 11	R: 1 E: 0 K: 2 S: 16	H: 1 LOB: 1 BB: 1 P: 25	R: 1 E: 0 K: 0 S: 9	H: 2 LOB: 2 BB: 0 P: 16	R: 0 E: 0 K: 2 S: 12	H: 1 LOB: 1 BB: 0 P: 16	R: 1 E: 0 K: 0 S: 11	H: 2 LOB: 1 BB: 1 P: 19	R: 0 E: 0 K: 2 S: 12	H: 1 LOB: 0 BB: 0 P: 14	R: 0 E: 0 K: 0 S: 10	H: 0 LOB: 1 BB: 1 P: 15	R: 0 E: 0 K: 1 S: 5	H: 0 LOB: 0 BB: 0 P: 7	1B: 3 2B: 4 3B: 0 HR: 1	SF: 1 SAC: 0 DP: 2 HBP: 3	WP: 0 PB: 0 SB: 0 CS: 0	PA: 38
PITCHER	IP WLS BF H R ER SO BB IBB HBP BLK WP HR S P ERA WHIP	IP WLS BF H R ER SO BB IBB HBP BLK WP HR S P ERA WHIP	IP WLS BF H R ER SO BB IBB HBP BLK WP HR S P ERA WHIP	IP WLS BF H R ER SO BB IBB HBP BLK WP HR S P ERA WHIP	IP WLS BF H R ER SO BB IBB HBP BLK WP HR S P ERA WHIP	IP WLS BF H R ER SO BB IBB HBP BLK WP HR S P ERA WHIP	IP WLS BF H R ER SO BB IBB HBP BLK WP HR S P ERA WHIP	IP WLS BF H R ER SO BB IBB HBP BLK WP HR S P ERA WHIP	IP WLS BF H R ER SO BB IBB HBP BLK WP HR S P ERA WHIP	IP WLS BF H R ER SO BB IBB HBP BLK WP HR S P ERA WHIP	IP WLS BF H R ER SO BB IBB HBP BLK WP HR S P ERA WHIP	IP WLS BF H R ER SO BB IBB HBP BLK WP HR S P ERA WHIP	IP WLS BF H R ER SO BB IBB HBP BLK WP HR S P ERA WHIP	IP WLS BF H R ER SO BB IBB HBP BLK WP HR S P ERA WHIP	IP WLS BF H R ER SO BB IBB HBP BLK WP HR S P ERA WHIP	IP WLS BF H R ER SO BB IBB HBP BLK WP HR S P ERA WHIP	IP WLS BF H R ER SO BB IBB HBP BLK WP HR S P ERA WHIP			
22 A.J. Cole, R ERA: 4.43 46 Oliver Pérez, L ERA: 4.09 33 Matt Grace, L ERA: 4.31 43 Matt Albers, R ERA: 1.8 44 Ryan Madson, R ERA: 1.82	5.0 L 25 7 3 3 5 2 0 2 0 0 1 57 92 5.40 1.800	1.0 3 0 0 0 2 0 0 0 0 0 0 8 12 0.00 0.000	1.0 3 0 0 0 2 0 0 0 0 0 0 9 15 0.00 1.000	1.0 3 0 0 0 1 0 0 1 0 0 0 5 7 0.00 0.000																

Batter	1	2	3	4	5	6	7	8	9	AB	R	H	RBI	BB	SO	LOB	BOTTOM					
7 Trea Turner, R OBP: 0.332, SLG: 0.445	K		K			F7				4	0	1	1	0	2	1	Los Angeles Dodgers @ Washington Nationals Nationals Park, Washington, DC Sat Sep 16 2017, 1:07 PM - 3:53 PM EDT Att: 39,387 - Partly Cloudy - 82 F					
4 Howie Kendrick, R OBP: 0.376, SLG: 0.482	L6		K			K				4	0	0	0	0	2	3						
20 Daniel Murphy, L OBP: 0.378, SLG: 0.538	F8		K			G6-3				4	0	0	0	0	1	2						
11 Ryan Zimmerman, R OBP: 0.353, SLG: 0.547			F9			F9				4	0	0	0	0	0	0						
6 Anthony Rendon, R OBP: 0.403, SLG: 0.539			BB			HR				3	1	2	1	1	0	0						
28 Jayson Werth, R OBP: 0.335, SLG: 0.410	K		K			P3				4	0	0	0	0	1	2						
3 Michael Taylor, R OBP: 0.318, SLG: 0.483	K		K			G6-3				3	0	0	0	0	2	1						
29 Pedro Severino, R OBP: 0.217, SLG: 0.261 1 Wilmer Difo, S OBP: 0.327, SLG: 0.385 44 Ryan Madson, L	K		K			G5-3				2	0	0	0	0	1	0						
22 A.J. Cole, R 46 Oliver Pérez, L 33 Matt Grace, L 43 Matt Albers, L 26 Adam Lind, L 9 Rafael Bautista, R 59 Jose Lobaton, S			BB			P3				1	0	0	0	0	1	0						
										0	0	0	0	0	0	0						
Inning Stats	R: 0 E: 0 K: 1 S: 8	H: 0 LOB: 0 BB: 0 P: 11	R: 0 E: 0 K: 2 S: 12	H: 0 LOB: 1 BB: 1 P: 23	R: 0 E: 0 K: 3 S: 13	H: 0 LOB: 1 BB: 1 P: 19	R: 1 E: 0 K: 1 S: 11	H: 1 LOB: 0 BB: 0 P: 15	R: 0 E: 0 K: 0 S: 5	H: 0 LOB: 0 BB: 0 P: 6	R: 0 E: 0 K: 1 S: 7	H: 0 LOB: 0 BB: 0 P: 10	R: 0 E: 0 K: 0 S: 4	H: 1 LOB: 0 BB: 0 P: 7	R: 1 E: 0 K: 1 S: 11	H: 3 LOB: 2 BB: 0 P: 13	R: 0 E: 0 K: 0 S: 6	H: 0 LOB: 0 BB: 0 P: 7	1B: 4 2B: 0 3B: 0 HR: 1	SF: 0 SAC: 0 DP: 1 HBP: 0	WP: 0 PB: 0 SB: 0 CS: 0	PA: 33
PITCHER	IP WLS BF H R ER SO BB IBB HBP BLK WP HR S P ERA WHIP	IP WLS BF H R ER SO BB IBB HBP BLK WP HR S P ERA WHIP	IP WLS BF H R ER SO BB IBB HBP BLK WP HR S P ERA WHIP	IP WLS BF H R ER SO BB IBB HBP BLK WP HR S P ERA WHIP	IP WLS BF H R ER SO BB IBB HBP BLK WP HR S P ERA WHIP	IP WLS BF H R ER SO BB IBB HBP BLK WP HR S P ERA WHIP	IP WLS BF H R ER SO BB IBB HBP BLK WP HR S P ERA WHIP	IP WLS BF H R ER SO BB IBB HBP BLK WP HR S P ERA WHIP	IP WLS BF H R ER SO BB IBB HBP BLK WP HR S P ERA WHIP	IP WLS BF H R ER SO BB IBB HBP BLK WP HR S P ERA WHIP	IP WLS BF H R ER SO BB IBB HBP BLK WP HR S P ERA WHIP	IP WLS BF H R ER SO BB IBB HBP BLK WP HR S P ERA WHIP	IP WLS BF H R ER SO BB IBB HBP BLK WP HR S P ERA WHIP	IP WLS BF H R ER SO BB IBB HBP BLK WP HR S P ERA WHIP	IP WLS BF H R ER SO BB IBB HBP BLK WP HR S P ERA WHIP	IP WLS BF H R ER SO BB IBB HBP BLK WP HR S P ERA WHIP	IP WLS BF H R ER SO BB IBB HBP BLK WP HR S P ERA WHIP					
44 Rich Hill, L ERA: 3.6 46 Josh Fields, R ERA: 2.89 17 Brandon Morrow, R ERA: 2.25 68 Ross Stripling, R ERA: 3.26 33 Tony Watson, L ERA: 3.61	5.0 H 3 1 0 0 1 2 0 0 0 0 49 74 1.80 0.600	1.0 H 3 1 0 0 0 0 0 0 0 0 7 10 0.00 0.000	1.0 H 3 1 0 0 0 0 0 0 0 0 4 7 0.00 1.000	1.0 H 2 1 1 1 1 0 0 0 0 0 5 5 27.00 3.000	1.0 H 4 2 0 0 0 0 0 0 0 0 6 8 0.00 3.000																	



Batter	1	2	3	4	5	6	7	8	9	10	AB	R	H	RBI	BB	SO	LOB	TOP							
7 Trea Turner, R OBP: 0.333, SLG: 0.451	L9		FC5-4		F8		F7		2B		5	0	1	0	0	0	2	Washington Nationals @ New York Mets Citi Field, Flushing, NY Sat Sep 23 2017, 7:10 PM - 10:48 PM EDT Att: 34,455 - Clear - 83 F							
28 Jayson Werth, R OBP: 0.322, SLG: 0.387	20 C4-6-3 1B		G6-3		K		P3		K		5	0	1	0	0	2	2								
20 Daniel Murphy, L OBP: 0.377, SLG: 0.540	G4-6-3		26 HR		2B		P6		F9		5	2	2	1	0	0	1								
6 Anthony Rendon, R OBP: 0.403, SLG: 0.536	G4-3		L9		L9		26 1B		4 BB		2	0	0	0	3	0	1								
26 Adam Lind, L OBP: 0.269, SLG: 0.527	3 G5-4-3		HR		HR		1B		BB		2	1	2	2	1	0	0								
4 Howie Kendrick, R OBP: 0.377, SLG: 0.476	BB		2-H		HR		1B		1B		2	0	1	0	0	0	1								
3 Michael Taylor, R OBP: 0.317, SLG: 0.475	G5-4-3		1-2		K		K		K		4	0	1	0	1	2	5								
45 Andrew Stevenson, L OBP: 0.250, SLG: 0.193	37 FC1-6		G4-3		K		K		K		4	0	0	0	1	2	7								
32 Matt Wieters, S OBP: 0.283, SLG: 0.347	F9		HR		HR		L7		G1-3		5	1	1	1	0	0	3								
37 Stephen Strasburg, R OBP: 0.176, SLG: 0.255	43 Matt Albers, L ERA: 3.18		FC1-6		K		1B		K		2	0	0	0	0	0	1								
1 Wilmer Difo, S ERA: 3.37	21 Brandon Kintzler, R ERA: 4.15		FC5-4		K						0	0	0	0	0	0	0								
44 Ryan Madison, L ERA: 1.73	17 Alejandro De Azavedo, R ERA: 3.38										0	0	0	0	0	0	0								
36 Sammy Solis, L ERA: 3.38	62 Sean Doolittle, L ERA: 2.55										0	0	0	0	0	0	0								
Inning Stats	R: 0 E: 0 K: 0 S: 4	H: 1 LOB: 0 BB: 0 P: 5	R: 0 E: 0 K: 0 S: 7	H: 0 LOB: 0 BB: 1 P: 15	R: 0 E: 0 K: 1 S: 10	H: 0 LOB: 1 BB: 1 P: 18	R: 2 E: 0 K: 0 S: 22	H: 3 LOB: 1 BB: 0 P: 32	R: 1 E: 0 K: 2 S: 11	H: 1 LOB: 0 BB: 0 P: 22	R: 0 E: 0 K: 0 S: 9	H: 1 LOB: 1 BB: 0 P: 14	R: 0 E: 0 K: 2 S: 15	H: 1 LOB: 2 BB: 1 P: 25	R: 0 E: 0 K: 2 S: 12	H: 1 LOB: 0 BB: 0 P: 17	R: 1 E: 0 K: 0 S: 18	H: 1 LOB: 2 BB: 2 P: 29	1B: 5 2B: 2 3B: 0 HR: 3	SF: 0 SAC: 0 DP: 2 HBP: 0	WP: 0 PB: 0 SB: 0 CS: 0	PA: 44			
PITCHER	IP WLS BF H R ER SO BB IBB HBP BLK WP HR S P ERA WHIP	34 Noah Syndergaard, R ERA: 3.18	33 Matt Harvey, R ERA: 3.18	49 Josh Smoker, L ERA: 5.3	46 Chasen Bradford, R ERA: 4.15	39 Jerry Blevins, L ERA: 3.0	43 Jamie Callahan, R ERA: 5.4	27 Jeury Familia, R ERA: 4.57	35 Jacob Rhame, R ERA: 14.4	61 Kevin McGowan, R ERA: 3.6	IP WLS BF H R ER SO BB IBB HBP BLK WP HR S P ERA WHIP	43 Jamie Callahan, R ERA: 5.4	27 Jeury Familia, R ERA: 4.57	35 Jacob Rhame, R ERA: 14.4	61 Kevin McGowan, R ERA: 3.6	IP WLS BF H R ER SO BB IBB HBP BLK WP HR S P ERA WHIP	43 Jamie Callahan, R ERA: 5.4	27 Jeury Familia, R ERA: 4.57	35 Jacob Rhame, R ERA: 14.4	61 Kevin McGowan, R ERA: 3.6	IP WLS BF H R ER SO BB IBB HBP BLK WP HR S P ERA WHIP	43 Jamie Callahan, R ERA: 5.4	27 Jeury Familia, R ERA: 4.57	35 Jacob Rhame, R ERA: 14.4	61 Kevin McGowan, R ERA: 3.6

Washington Nationals @ New York Mets
Citi Field, Flushing, NY
Sat Sep 23 2017, 7:10 PM - 10:48 PM EDT
Att: 34,455 - Clear - 83 F

AB 38
R 4
H 10
RBI 4
BB 6
SO 8
LOB 23



Batter	1	2	3	4	5	6	7	8	9	10	AB	R	H	RBI	BB	SO	LOB	BOTTOM										
11 Norichika Aoki, L OBP: 0.333, SLG: 0.410	7 2B		9 2B		L6		F8		G6-3		5	1	2	0	0	0	1	Washington Nationals @ New York Mets Citi Field, Flushing, NY Sat Sep 23 2017, 7:10 PM - 10:48 PM EDT Att: 34,455 - Clear - 83 F										
7 José Reyes, S OBP: 0.314, SLG: 0.412	1B		1B		P5		F7		K		5	0	1	0	0	1	2											
13 Adrúbal Cabrera, S OBP: 0.302, SLG: 0.431	2B		BB		G6-3		G4-3		BB		3	1	0	0	2	0	3											
15 Matt Reynolds, R OBP: 0.325, SLG: 0.294	P2		26 1B		G1		K		K		0	0	0	0	0	0	0											
9 Brandon Nimmo, L OBP: 0.302, SLG: 0.431	K		26 1B		L7		K		K		4	1	1	1	0	2	2											
28 Travis Taijeron, R OBP: 0.261, SLG: 0.293	1B		1B		L7		K		K		4	0	1	2	0	1	2											
26 Kevin Plawecki, R OBP: 0.333, SLG: 0.381	F8		1B		L7		K		K		4	0	1	0	0	2	1											
22 Dominic Smith, L OBP: 0.263, SLG: 0.400	1B		K		L7		K		K		4	0	1	0	0	2	1											
1 Amed Rosario, R OBP: 0.290, SLG: 0.407	K		1B		G1-3		K		K		4	0	1	0	0	2	1											
12 Juan Lagares, R OBP: 0.288, SLG: 0.360	K		G1-3		L7		K		K		4	0	0	0	0	2	3											
34 Noah Syndergaard, L ERA: 3.18	33 Matt Harvey, R ERA: 3.18		K		K		G4-3		G4-3		0	0	0	0	0	0	0											
46 Chasen Bradford, R ERA: 4.15	79 Phil Gosselin, L ERA: 1.69										0	0	0	0	0	0	0											
43 Matt Albers, R ERA: 3.18	27 Jeury Familia, R ERA: 4.57										0	0	0	0	0	0	0											
36 Sammy Solis, L ERA: 3.38	62 Sean Doolittle, L ERA: 2.55										0	0	0	0	0	0	0											
Inning Stats	R: 0 E: 0 K: 1 S: 11	H: 2 LOB: 2 BB: 0 P: 18	R: 0 E: 0 K: 3 S: 10	H: 1 LOB: 1 BB: 0 P: 14	R: 3 E: 0 K: 1 S: 20	H: 4 LOB: 2 BB: 1 P: 26	R: 0 E: 0 K: 1 S: 6	H: 0 LOB: 0 BB: 0 P: 9	R: 0 E: 0 K: 0 S: 9	H: 0 LOB: 0 BB: 0 P: 16	R: 0 E: 0 K: 0 S: 5	H: 0 LOB: 0 BB: 0 P: 7	R: 0 E: 0 K: 3 S: 9	H: 0 LOB: 0 BB: 0 P: 11	R: 0 E: 0 K: 2 S: 13	H: 0 LOB: 0 BB: 0 P: 18	R: 0 E: 0 K: 2 S: 15	H: 0 LOB: 1 BB: 1 P: 23	1B: 6 2B: 2 3B: 0 HR: 0	SF: 0 SAC: 0 DP: 0 HBP: 0	WP: 0 PB: 0 SB: 0 CS: 0	PA: 40						
PITCHER	IP WLS BF H R ER SO BB IBB HBP BLK WP HR S P ERA WHIP	37 Stephen Strasburg, R ERA: 2.63	43 Matt Albers, R ERA: 3.18	21 Brandon Kintzler, R ERA: 2.06	44 Ryan Madison, R ERA: 1.73	36 Sammy Solis, L ERA: 3.38	62 Sean Doolittle, L ERA: 2.55	IP WLS BF H R ER SO BB IBB HBP BLK WP HR S P ERA WHIP	37 Stephen Strasburg, R ERA: 2.63	43 Matt Albers, R ERA: 3.18	21 Brandon Kintzler, R ERA: 2.06	44 Ryan Madison, R ERA: 1.73	36 Sammy Solis, L ERA: 3.38	62 Sean Doolittle, L ERA: 2.55	IP WLS BF H R ER SO BB IBB HBP BLK WP HR S P ERA WHIP	37 Stephen Strasburg, R ERA: 2.63	43 Matt Albers, R ERA: 3.18	21 Brandon Kintzler, R ERA: 2.06	44 Ryan Madison, R ERA: 1.73	36 Sammy Solis, L ERA: 3.38	62 Sean Doolittle, L ERA: 2.55	IP WLS BF H R ER SO BB IBB HBP BLK WP HR S P ERA WHIP	37 Stephen Strasburg, R ERA: 2.63	43 Matt Albers, R ERA: 3.18	21 Brandon Kintzler, R ERA: 2.06	44 Ryan Madison, R ERA: 1.73	36 Sammy Solis, L ERA: 3.38	62 Sean Doolittle, L ERA: 2.55

Washington Nationals @ New York Mets
Citi Field, Flushing, NY
Sat Sep 23 2017, 7:10 PM - 10:48 PM EDT
Att: 34,455 - Clear - 83 F

AB 38
R 3
H 8
RBI 3
BB 2
SO 13
LOB 17



Batter	1	2	3	4	5	6	7	8	9	AB	R	H	RBI	BB	SO	LOB	TOP								
7 Trea Turner, R OBP: 0.332, SLG: 0.456										4	1	1	2	0	2	1	Washington Nationals @ New York Mets Citi Field, Flushing, NY Sun Sep 24 2017, 1:11 PM - 4:11 PM EDT Att: 29,057 - Sunny - 87 F								
17 Alejandro De Aza, L OBP: 0.160, SLG: 0.250										3	0	0	0	1	2	1									
20 Daniel Murphy, L OBP: 0.376, SLG: 0.542										4	0	1	0	0	1	1									
6 Anthony Rendon, R OBP: 0.401, SLG: 0.532										4	0	0	0	0	1	1									
4 Howie Kendrick, R OBP: 0.372, SLG: 0.470										4	0	0	0	0	1	0									
14 Victor Robles, R OBP: 0.316, SLG: 0.529										4	0	0	0	0	2	0									
3 Michael Taylor, R OBP: 0.317, SLG: 0.473										3	1	1	0	0	2	0									
59 Jose Lobaton, S OBP: 0.240, SLG: 0.274										3	0	2	1	0	0	0									
31 Max Scherzer, R OBP: 0.315, SLG: 0.410										2	1	0	0	0	1	2									
56 Joe Blanton, R ERA: 4.92										0	0	0	0	0	0	0									
1 Wilmer Difo, S ERA: 4.38										0	0	0	0	0	0	0									
44 Ryan Madson, L ERA: 1.86										0	0	0	0	0	0	0									
36 Sammy Solis, R ERA: 6.29										0	0	0	0	0	0	0									
21 Brandon Kintzler, R ERA: 2.66										0	0	0	0	0	0	0									
Inning Stats	R: 0 E: 0 K: 3 S: 11	H: 1 LOB: 1 BB: 0 P: 16	R: 0 E: 0 K: 2 S: 11	H: 0 LOB: 0 BB: 0 P: 15	R: 2 E: 0 K: 1 S: 14	H: 2 LOB: 0 BB: 0 P: 21	R: 0 E: 0 K: 1 S: 6	H: 0 LOB: 0 BB: 0 P: 11	R: 1 E: 0 K: 3 S: 17	H: 2 LOB: 1 BB: 0 P: 27	R: 0 E: 0 K: 1 S: 7	H: 0 LOB: 0 BB: 0 P: 12	R: 0 E: 0 K: 1 S: 7	H: 0 LOB: 0 BB: 0 P: 9	R: 0 E: 0 K: 0 S: 6	H: 0 LOB: 0 BB: 1 P: 14	R: 0 E: 0 K: 0 S: 9	H: 0 LOB: 0 BB: 0 P: 15	1B: 3 2B: 0 3B: 1 HR: 1	SF: 0 SAC: 0 DP: 0 HBP: 0	WP: 0 PB: 0 SB: 1 CS: 0	PA: 33			
PITCHER	IP	WLS	BF	H	R	ER	SO	BB	IBB	HBP	BLK	WP	HR	S	P	ERA	WHIP								
48 Jacob deGrom, R ERA: 3.53	6.0	L	23	5	3	2	11	0	0	0	0	0	1	66	102	3.00	0.833								
47 Hansel Robles, R ERA: 4.92	2.0		7	0	0	0	1	1	0	0	0	0	0	13	23	0.00	0.500								
51 Paul Sewald, R ERA: 4.38	1.0		3	0	0	0	0	0	0	0	0	0	0	9	15	0.00	0.000								

Batter	1	2	3	4	5	6	7	8	9	AB	R	H	RBI	BB	SO	LOB	BOTTOM								
11 Norichika Aoki, L OBP: 0.331, SLG: 0.407										5	0	1	0	0	1	2	Washington Nationals @ New York Mets Citi Field, Flushing, NY Sun Sep 24 2017, 1:11 PM - 4:11 PM EDT Att: 29,057 - Sunny - 87 F								
7 José Reyes, S OBP: 0.315, SLG: 0.413										4	0	2	1	0	1	0									
9 Brandon Nimmo, L OBP: 0.388, SLG: 0.416										3	1	1	1	1	2	3									
18 Travis d'Anaud, R OBP: 0.291, SLG: 0.437										3	0	0	0	1	1	2									
22 Dominic Smith, L OBP: 0.258, SLG: 0.392										3	0	0	0	0	2	1									
26 Kevin Plawcki, R OBP: 0.330, SLG: 0.376										1	0	0	0	0	1	3									
51 Paul Sewald, R ERA: 4.38										0	0	0	0	0	0	0									
72 Phillip Evans, R OBP: 0.333, SLG: 0.385										3	0	0	0	1	1	0									
1 Amed Rosario, R OBP: 0.295, SLG: 0.417										4	0	2	0	0	1	1									
12 Juan Lagares, R OBP: 0.289, SLG: 0.362										4	1	2	0	0	2	1									
48 Jacob deGrom, L OBP: 0.233, SLG: 0.268										2	0	0	0	0	0	1									
47 Hansel Robles, R ERA: 4.92										0	0	0	0	0	0	0									
13 Asdrubal Cabrera, S OBP: 0.351, SLG: 0.430										1	0	0	0	0	1	1									
15 Matt Reynolds, R OBP: 0.322, SLG: 0.291										1	0	0	0	0	0	2									
Inning Stats	R: 1 E: 0 K: 1 S: 13	H: 1 LOB: 0 BB: 0 P: 20	R: 0 E: 0 K: 2 S: 8	H: 0 LOB: 0 BB: 0 P: 12	R: 0 E: 0 K: 1 S: 8	H: 0 LOB: 0 BB: 0 P: 9	R: 0 E: 0 K: 3 S: 11	H: 1 LOB: 1 BB: 0 P: 17	R: 0 E: 0 K: 2 S: 12	H: 1 LOB: 1 BB: 0 P: 15	R: 0 E: 0 K: 1 S: 7	H: 0 LOB: 1 BB: 1 P: 14	R: 0 E: 0 K: 0 S: 9	H: 0 LOB: 0 BB: 1 P: 16	R: 1 E: 0 K: 3 S: 16	H: 3 LOB: 3 BB: 1 P: 30	R: 0 E: 0 K: 0 S: 10	H: 2 LOB: 2 BB: 0 P: 15	1B: 6 2B: 2 3B: 0 HR: 1	SF: 0 SAC: 0 DP: 1 HBP: 0	WP: 0 PB: 0 SB: 2 CS: 0	PA: 37			
PITCHER	IP	WLS	BF	H	R	ER	SO	BB	IBB	HBP	BLK	WP	HR	S	P	ERA	WHIP								
31 Max Scherzer, R ERA: 2.95	6.0	W	22	3	1	1	10	1	0	0	0	0	0	9	16	0.00	1.000								
56 Joe Blanton, R ERA: 5.91	1.0	H	3	0	0	0	0	1	0	0	0	0	0	9	16	0.00	1.000								
44 Ryan Madson, R ERA: 1.86	0.2	H	6	3	1	1	2	1	0	0	0	0	0	13	24	13.50	6.000								
36 Sammy Solis, L ERA: 6.29	0.1	H	1	0	0	0	1	0	0	0	0	0	0	3	6	0.00	0.000								
21 Brandon Kintzler, R ERA: 2.66	1.0	S	5	2	0	0	0	0	0	0	0	0	0	10	15	0.00	2.000								



livebaseballscores.com

livebaseballscores.com

Batter	1	2	3	4	5	6	7	8	9	AB	R	H	RBI	BB	SO	LOB	TOP			
7 Trea Turner, R OBP: 0.327, SLG: 0.448										4	0	1	0	0	0	0	<p>Washington Nationals @ Philadelphia Phillies Citizens Bank Park, Philadelphia, PA Tue Sep 26 2017, 7:08 PM - 10:06 PM EDT Att: 16,437 - Partly Cloudy - 81 F</p> <p>livebaseballscorecards.com</p> <p>AB 30 R 1 H 4 RBI 1 BB 2 SO 14 LOB 10</p>			
34 Bryce Harper, L OBP: 0.419, SLG: 0.611 14 Victor Robles, R OBP: 0.333, SLG: 0.526										2	0	0	0	1	1	0				
6 Anthony Rendon, R OBP: 0.401, SLG: 0.532										3	0	1	0	0	1	2				
11 Ryan Zimmerman, R (1, 3)										4	0	0	0	0	2	3				
4 Howie Kendrick, R OBP: 0.370, SLG: 0.475 56 Joe Blanton, R (6, 1)										3	1	1	1	0	1	1				
9 Rafael Bautista, R OBP: 0.231, SLG: 0.167										3	0	0	0	1	2	1				
28 Jayson Werth, R OBP: 0.320, SLG: 0.380										3	0	0	0	0	2	1				
3 Michael Taylor, R OBP: 0.316, SLG: 0.476 72 Enny Romero, R (7, 1) 70 Austin Adams, R (8, 1)										3	0	1	0	0	0	1				
32 Matt Wieters, S (1, 2)										2	0	0	0	0	2	1				
47 Gio González, R OBP: 0.147, SLG: 0.094 1 Wilmer Difo, S (6, 4)										1	0	0	0	0	1	0				
Inning Stats	R: 0 E: 0 K: 1 S: 11	H: 1 LOB: 1 BB: 1 P: 22	R: 1 E: 0 K: 2 S: 18	H: 2 LOB: 1 BB: 0 P: 25	R: 0 E: 0 K: 1 S: 10	H: 1 LOB: 1 BB: 0 P: 17	R: 0 E: 0 K: 0 S: 9	H: 0 LOB: 0 BB: 1 P: 20	R: 0 E: 0 K: 2 S: 9	H: 0 LOB: 0 BB: 0 P: 15	R: 0 E: 0 K: 2 S: 11	H: 0 LOB: 0 BB: 0 P: 14	R: 0 E: 0 K: 2 S: 7	H: 0 LOB: 0 BB: 0 P: 18	R: 0 E: 0 K: 3 S: 11	H: 0 LOB: 0 BB: 0 P: 18	1B: 2 2B: 1 3B: 0 HR: 1	SF: 0 SAC: 0 DP: 1 HBP: 1	WP: 0 PB: 0 SB: 0 CS: 0	PA: 33
PITCHER	IP WLS BF H R ER SO BB IBB HBP BLK WP HR S P ERA WHIP	5.0 W 21 4 1 1 5 2 0 0 0 0 0 1 55 94 1.80 1.200	1.0 H 3 0 0 0 2 0 0 0 0 0 0 9 14 0.00 0.000	1.0 H 3 0 0 0 2 0 0 0 0 0 0 11 14 0.00 0.000	1.0 H 3 0 0 0 2 0 0 0 0 0 0 7 11 0.00 0.000	1.0 S 3 0 0 0 3 0 0 0 0 0 0 0 11 18 0.00 0.000	PITCHER													

Batter	1	2	3	4	5	6	7	8	9	AB	R	H	RBI	BB	SO	LOB	BOTTOM			
16 César Hernández, S (1, 4)										5	0	0	0	0	1	5	<p>Washington Nationals @ Philadelphia Phillies Citizens Bank Park, Philadelphia, PA Tue Sep 26 2017, 7:08 PM - 10:06 PM EDT Att: 16,437 - Partly Cloudy - 81 F</p> <p>livebaseballscorecards.com</p> <p>AB 29 R 4 H 6 RBI 4 BB 7 SO 11 LOB 19</p>			
13 Freddy Galvis, S (1, 6)										2	2	1	0	2	0	0				
23 Aaron Altherr, R (1, 9)										3	1	1	0	1	1	2				
17 Rhys Hoskins, R (1, 7)										2	0	0	1	1	2	3				
19 Tommy Joseph, R (1, 3)										4	1	2	1	0	2	1				
37 Odbel Herrera, L (1, 8)											4	0	0	0	2	4				
29 Cameron Rupp, R (1, 2)										3	0	1	2	1	2	1				
2 J.P. Crawford, L (1, 5)										3	0	0	0	1	1	3				
44 Jake Thompson, R (1, 1) 61 Edubray Ramos, R (6, 1) 31 Hyun Soo Kim, L (6, PH) 39 Adam Morgan, L (7, 1) 57 Luis García, R (8, 1) 5 Nick Williams, L (8, PH) 50 Héctor Neris, R (9, 1)										1	0	0	0	1	0	0				
Inning Stats	R: 0 E: 0 K: 1 S: 12	H: 1 LOB: 3 BB: 2 P: 22	R: 0 E: 0 K: 2 S: 13	H: 1 LOB: 3 BB: 2 P: 27	R: 3 E: 0 K: 1 S: 13	H: 2 LOB: 1 BB: 2 P: 26	R: 0 E: 0 K: 1 S: 9	H: 1 LOB: 1 BB: 0 P: 15	R: 0 E: 0 K: 0 S: 8	H: 0 LOB: 0 BB: 1 P: 19	R: 0 E: 0 K: 0 S: 10	H: 0 LOB: 0 BB: 0 P: 13	R: 1 E: 0 K: 1 S: 10	H: 0 LOB: 0 BB: 1 P: 16	R: 0 E: 0 K: 3 S: 13	H: 1 LOB: 2 BB: 1 P: 20		1B: 4 2B: 2 3B: 0 HR: 0	SF: 1 SAC: 0 DP: 0 HBP: 0	WP: 1 PB: 0 SB: 1 CS: 0
PITCHER	IP WLS BF H R ER SO BB IBB HBP BLK WP HR S P ERA WHIP	5.0 L 25 5 3 3 7 5 0 0 0 0 0 0 10 55 109 5.40 2.000	1.0 L 3 0 0 0 0 0 0 0 0 0 0 0 10 13 0.00 0.000	1.0 L 4 0 1 1 1 1 0 0 0 0 0 0 10 16 9.00 1.000	1.0 L 5 1 0 0 3 0 0 0 0 0 0 0 13 20 0.00 2.000	PITCHER														

Batter	1	2	3	4	5	6	7	8	9	AB	R	H	RBI	BB	SO	LOB	TOP								
26 Adam Frazier, L (1.4) OBP: 0.348, SLG: 0.404	G4-3			G1-3		G4-6-3		G1-3		4	0	0	0	0	0	3	Pittsburgh Pirates @ Washington Nationals Nationals Park, Washington, DC Fri Sep 29 2017, 7:06 PM - 10:12 PM EDT Att: 36,339 - Clear - 72 F								
6 Starling Marte, R (1.7) OBP: 0.334, SLG: 0.381	L9			G6-3		55 G6-3 1B		E6 22 2B 1B		4	1	2	0	0	0	0									
22 Andrew McCutchen, R (1.8) OBP: 0.363, SLG: 0.485	F9			K		L5		2B 2B		4	0	1	1	0	1	1									
55 Josh Bell, S (1.3) OBP: 0.331, SLG: 0.468				K		F8		G6-3		4	0	0	0	0	1	2									
23 David Freese, R (1.5) OBP: 0.366, SLG: 0.370	G4-3			K		G5-3		32 FC6-4 BB		3	0	0	0	1	1	1									
25 Gregory Polanco, L (1.9) OBP: 0.306, SLG: 0.393				K		1B		28 BB BB		3	0	1	0	1	2	2									
32 Elias Díaz, R (1.2) OBP: 0.265, SLG: 0.319				K		L6		F9		4	0	0	0	0	1	4									
3 Sean Rodríguez, R (1.6) OBP: 0.276, SLG: 0.296				K				K		2	0	0	0	0	2	1									
45 Gerrit Cole, R (1.1) ERA: 2.52				K				B1		2	0	0	0	0	0	1									
31 A.J. Schugel, R (6.1)				K				BB		0	0	0	0	0	0	0									
51 Johnny Barbato, R (6.1)				K						0	0	0	0	0	0	0									
59 Angel Sánchez, R (7.1)				K						0	0	0	0	0	0	0									
28 John Jaso, L (8. PH)				K						0	0	0	0	0	1	0									
48 Dan Runzler, L (8.1)				K						0	0	0	0	0	0	0									
38 Wade LeBlanc, L (8.1) OBP: 0.200, SLG: 0.200				K						0	0	0	0	0	0	0									
Inning Stats	R: 0 E: 0 K: 0 S: 5	H: 0 LOB: 0 BB: 0 P: 10	R: 0 E: 0 K: 2 S: 9	H: 0 LOB: 0 BB: 0 P: 12	R: 0 E: 0 K: 3 S: 10	H: 0 LOB: 0 BB: 0 P: 14	R: 0 E: 0 K: 1 S: 10	H: 0 LOB: 0 BB: 0 P: 11	R: 0 E: 0 K: 1 S: 9	H: 1 LOB: 1 BB: 0 P: 16	R: 0 E: 0 K: 0 S: 2	H: 0 LOB: 0 BB: 0 P: 3	R: 0 E: 0 K: 0 S: 11	H: 1 LOB: 1 BB: 0 P: 15	R: 0 E: 0 K: 1 S: 9	H: 0 LOB: 2 BB: 2 P: 19	R: 1 E: 1 K: 1 S: 10	H: 2 LOB: 2 BB: 1 P: 20	1B: 3 2B: 1 3B: 0 HR: 0	SF: 0 SAC: 0 DP: 1 HBP: 1	WP: 0 PB: 0 SB: 0 CS: 0	PA: 34			
PITCHER	IP	WLS	BF	H	R	ER	SO	BB	IBB	HBP	BLK	WP	HR	S	P	ERA	WHIP								
37 Stephen Strasburg, R (1.1) ERA: 2.52	7.2	W	27	2	0	0	8	2	0	1	0	0	0	63	98	0.00	0.522								
46 Oliver Pérez, L (8.1) ERA: 3.9	0.1	H	1	0	0	0	0	0	0	0	0	0	0	2	2	0.00	0.000								
33 Matt Grace, L (9.1) ERA: 4.32	1.0		6	2	1	1	1	1	0	0	0	0	0	10	20	9.00	3.000								

AB 30
R 1
H 4
RBI 1
BB 3
SO 9
LOB 15



Batter	1	2	3	4	5	6	7	8	9	AB	R	H	RBI	BB	SO	LOB	BOTTOM								
7 Trea Turner, R (1.6) OBP: 0.339, SLG: 0.454	34 L1-3 1B			34 G6-3 BB		6 1B 20 1B 34 S 1B		K		3	1	2	0	1	1	0	Pittsburgh Pirates @ Washington Nationals Nationals Park, Washington, DC Fri Sep 29 2017, 7:06 PM - 10:12 PM EDT Att: 36,339 - Clear - 72 F								
34 Bryce Harper, L (1.9) OBP: 0.414, SLG: 0.602	L1-3			G6-3		11 HR 20 1B 1B		K		4	0	0	0	0	2	3									
45 Andrew Stevenson, L (8.9) OBP: 0.250, SLG: 0.193						11 HR 1B		K		0	0	0	0	0	0	0									
6 Anthony Rendon, R (1.5) OBP: 0.404, SLG: 0.529	20 1B 11 2B 1B			L7		11 HR 20 1B 1B		G5-3		4	1	2	0	0	0	0									
20 Daniel Murphy, L (1.4) OBP: 0.384, SLG: 0.545	11 2B 1B			K		11 HR 1B		G5-3		4	1	2	1	0	1	0									
11 Ryan Zimmerman, R (1.3) OBP: 0.355, SLG: 0.572	1H 2B 2B					11 HR HR		HR		4	2	4	4	0	0	0									
28 Jayson Werth, R (1.7) OBP: 0.285, SLG: 0.344				K		32 BB 1B		HR		4	1	2	1	0	2	1									
14 Victor Robles, R (9.7) OBP: 0.320, SLG: 0.478				K				HR		0	0	0	0	0	0	0									
32 Matt Wieters, S (1.2) OBP: 0.285, SLG: 0.344	F9							K		3	0	0	0	1	2	0									
59 Jose Lobaton, S (9.2) OBP: 0.247, SLG: 0.275								K		0	0	0	0	0	0	0									
3 Michael Taylor, R (1.8) OBP: 0.317, SLG: 0.482				K		P6		F7		3	0	0	0	0	1	2									
37 Stephen Strasburg, R (1.1) ERA: 2.52				K		G4-3		G1-3		3	0	0	0	0	1	0									
46 Oliver Pérez, L (8.1) ERA: 3.9				K						0	0	0	0	0	0	0									
33 Matt Grace, L (9.1) ERA: 4.32				K						0	0	0	0	0	0	0									
Inning Stats	R: 1 E: 0 K: 0 S: 13	H: 4 LOB: 2 BB: 0 P: 18	R: 0 E: 0 K: 2 S: 10	H: 0 LOB: 0 BB: 0 P: 18	R: 0 E: 0 K: 1 S: 10	H: 0 LOB: 1 BB: 0 P: 22	R: 0 E: 0 K: 2 S: 13	H: 1 LOB: 1 BB: 0 P: 22	R: 0 E: 0 K: 1 S: 5	H: 0 LOB: 0 BB: 0 P: 8	R: 3 E: 0 K: 1 S: 23	H: 5 LOB: 2 BB: 1 P: 38	R: 0 E: 0 K: 2 S: 9	H: 0 LOB: 0 BB: 0 P: 13	R: 2 E: 0 K: 1 S: 17	H: 2 LOB: 0 BB: 0 P: 28	1B: 7 2B: 3 3B: 0 HR: 3	SF: 0 SAC: 0 DP: 2 HBP: 0	WP: 0 PB: 0 SB: 1 CS: 0	PA: 34					
PITCHER	IP	WLS	BF	H	R	ER	SO	BB	IBB	HBP	BLK	WP	HR	S	P	ERA	WHIP								
45 Gerrit Cole, R (1.1) ERA: 4.26	5.1	L	22	8	4	4	7	1	0	0	0	0	0	62	103	6.75	1.688								
31 A.J. Schugel, R (6.1) ERA: 1.97	0.1		3	2	0	0	0	1	0	0	0	0	1	8	14	0.00	9.000								
51 Johnny Barbato, R (6.1) ERA: 4.13	0.1		1	0	0	0	0	0	0	0	0	0	0	4	5	0.00	0.000								
59 Angel Sánchez, R (7.1) ERA: 10.45	1.0		3	0	0	0	2	0	0	0	0	0	0	9	13	0.00	0.000								
48 Dan Runzler, L (8.1) ERA: 5.4	0.2		4	2	2	2	0	0	0	0	0	0	2	11	19	27.00	3.000								

AB 32
R 6
H 12
RBI 6
BB 2
SO 10
LOB 6



Batter	1	2	3	4	5	6	7	8	9	AB	R	H	RBI	BB	SO	LOB	TOP										
26 Adam Frazier, L (1,4) OBP: 0.345, SLG: 0.400										4	0	0	0	0	1	3											
6 Starling Marte, R (1,8) OBP: 0.333, SLG: 0.380										4	1	1	0	0	3	1											
55 Josh Bell, S (1,3) OBP: 0.332, SLG: 0.466										2	0	0	0	2	0	1											
47 Jordan Luplow, R (1,7) OBP: 0.256, SLG: 0.395										4	1	1	0	0	1	2											
25 Gregory Polanco, L (1,9) OBP: 0.303, SLG: 0.389										4	0	0	0	0	0	3											
3 Sean Rodriguez, R (1,5) OBP: 0.275, SLG: 0.295										4	1	1	1	0	1	1											
32 Elias Diaz, R (1,2) OBP: 0.265, SLG: 0.314										3	1	0	0	1	1	0											
62 Max Moroff, S (1,6) OBP: 0.291, SLG: 0.316										2	0	2	3	2	0	0											
50 Jameson Taillon, R (1,1) OBP: 0.158, SLG: 0.158										1	0	0	0	0	1	1											
64 José Osuna, R (8,PH) OBP: 0.270, SLG: 0.430										1	0	0	0	0	1	1											
70 George Kontos, R (8,1) OBP: 0.385, SLG: 0.384										0	0	0	0	0	0	0											
63 Christopher Bostick, R (8,PH) OBP: 0.385, SLG: 0.384										1	0	0	0	0	0	1											
73 Felipe Vázquez, L (9,1) OBP: 0.275, SLG: 0.295										0	0	0	0	0	0	0											
Inning Stats	R: 0 E: 0 K: 1 S: 11	H: 0 LOB: 0 BB: 0 P: 14	R: 0 E: 0 K: 1 S: 8	H: 0 LOB: 0 BB: 0 P: 13	R: 0 E: 0 K: 2 S: 12	H: 1 LOB: 1 BB: 0 P: 17	R: 0 E: 0 K: 1 S: 8	H: 0 LOB: 0 BB: 1 P: 12	R: 0 E: 0 K: 0 S: 10	H: 0 LOB: 0 BB: 0 P: 16	R: 0 E: 0 K: 1 S: 13	H: 0 LOB: 1 BB: 1 P: 22	R: 0 E: 0 K: 1 S: 11	H: 0 LOB: 1 BB: 1 P: 18	R: 0 E: 0 K: 2 S: 11	H: 0 LOB: 1 BB: 1 P: 19	R: 4 E: 0 K: 0 S: 15	H: 4 LOB: 1 BB: 1 P: 26	1B: 4 2B: 0 3B: 1 HR: 0	SF: 0 SAC: 1 DP: 1 HBP: 0	WP: 1 PB: 0 CS: 0	PA: 36					
PITCHER	IP	WLS	BF	H	R	ER	SO	BB	IBB	HBP	BLK	WP	HR	S	P	ERA	WHIP										
31 Max Scherzer, R (1,1) ERA: 2.91	3.1		11	1	0	0	5	0	0	0	0	0	0	34	47	0.00	0.300										
22 A.J. Cole, R (4,1) ERA: 3.81	3.2		13	0	0	2	2	3	0	0	0	1	0	39	65	0.00	0.818										
72 Enny Romero, L (8,1) ERA: 3.58	1.0	H	4	0	0	0	2	1	0	0	0	0	0	11	19	0.00	1.000										
21 Brandon Kintzler, R (9,1) ERA: 3.03	0.2	L	7	4	4	4	0	1	0	0	0	0	0	12	21	54.00	7.500										
36 Sammy Solis, L (9,1) ERA: 5.98	0.1		1	0	0	0	0	0	0	0	0	0	0	3	5	0.00	0.000										

Pittsburgh Pirates @ Washington Nationals
Nationals Park, Washington, DC
Sat Sep 30 2017, 7:08 PM - 10:01 PM EDT
Att: 32,240 - Partly Cloudy - 63 F

AB	30
R	4
H	5
RBI	4
BB	5
SO	9
LOB	14



Batter	1	2	3	4	5	6	7	8	9	AB	R	H	RBI	BB	SO	LOB	BOTTOM										
7 Trea Turner, R (1,6) OBP: 0.336, SLG: 0.450										4	0	0	0	0	1	1											
34 Bryce Harper, L (1,9) OBP: 0.411, SLG: 0.596										4	0	0	0	0	2	1											
21 Brandon Kintzler, R (9,1) OBP: 0.270, SLG: 0.430										0	0	0	0	0	0	0											
36 Sammy Solis, R (9,1) OBP: 0.270, SLG: 0.430										0	0	0	0	0	0	0											
1 Wilmer Difo, S (1,5) OBP: 0.322, SLG: 0.374										4	0	0	0	0	0	0											
20 Daniel Murphy, L (1,4) OBP: 0.383, SLG: 0.542										4	1	1	0	0	1	0											
11 Ryan Zimmerman, R (1,3) OBP: 0.357, SLG: 0.574										2	0	2	1	0	0	0											
26 Adam Lind, L (6,3) OBP: 0.365, SLG: 0.517										2	0	0	0	0	0	0											
28 Jayson Werth, R (1,7) OBP: 0.320, SLG: 0.391										3	0	0	0	0	2												
32 Matt Wieters, S (1,2) OBP: 0.284, SLG: 0.342										3	0	0	0	0	2												
29 Pedro Severino, R (8,2) OBP: 0.226, SLG: 0.207										0	0	0	0	0	0	0											
3 Michael Taylor, R (1,8) OBP: 0.317, SLG: 0.480										2	0	0	0	1	1	0											
31 Max Scherzer, R (1,1) OBP: 0.212, SLG: 0.210										1	0	0	0	0	1	2											
22 A.J. Cole, R (4,1) ERA: 3.81										1	0	1	0	0	0	0											
72 Enny Romero, R (8,1) ERA: 3.58										0	0	0	0	0	0	0											
4 Howie Kendrick, R (8,PH) OBP: 0.367, SLG: 0.472										1	0	0	0	0	0	0											
14 Victor Robles, R (9,9) OBP: 0.320, SLG: 0.478										0	0	0	0	0	0	0											
Inning Stats	R: 0 E: 0 K: 2 S: 7	H: 0 LOB: 0 BB: 0 P: 9	R: 1 E: 0 K: 1 S: 16	H: 2 LOB: 1 BB: 1 P: 22	R: 0 E: 0 K: 0 S: 6	H: 0 LOB: 0 BB: 0 P: 12	R: 0 E: 0 K: 0 S: 9	H: 1 LOB: 1 BB: 0 P: 12	R: 0 E: 0 K: 1 S: 8	H: 1 LOB: 1 BB: 0 P: 12	R: 0 E: 0 K: 0 S: 8	H: 0 LOB: 0 BB: 0 P: 13	R: 0 E: 0 K: 1 S: 8	H: 0 LOB: 0 BB: 0 P: 12	R: 0 E: 0 K: 0 S: 8	H: 0 LOB: 0 BB: 0 P: 13	R: 0 E: 0 K: 1 S: 8	H: 0 LOB: 0 BB: 0 P: 9	1B: 4 2B: 0 3B: 0 HR: 0	SF: 0 SAC: 0 DP: 0 HBP: 0	WP: 1 PB: 0 CS: 0	PA: 32					
PITCHER	IP	WLS	BF	H	R	ER	SO	BB	IBB	HBP	BLK	WP	HR	S	P	ERA	WHIP										
50 Jameson Taillon, R (1,1) ERA: 4.44	7.0		26	4	1	1	5	0	0	0	0	0	0	62	92	1.29	0.571										
70 George Kontos, R (8,1) ERA: 3.11	1.0	W	3	0	0	0	0	0	0	0	0	0	0	8	13	0.00	0.000										
73 Felipe Vázquez, L (9,1) ERA: 1.67	1.0	S	3	0	0	0	1	0	0	0	0	0	0	8	9	0.00	0.000										

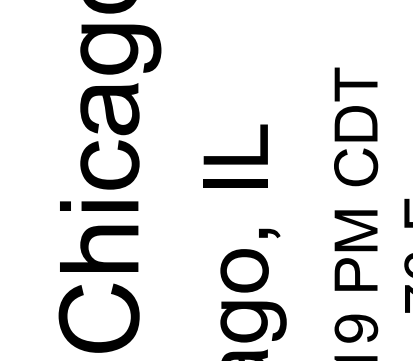
Pittsburgh Pirates @ Washington Nationals
Nationals Park, Washington, DC
Sat Sep 30 2017, 7:08 PM - 10:01 PM EDT
Att: 32,240 - Partly Cloudy - 63 F

AB	31
R	1
H	4
RBI	1
BB	1
SO	6
LOB	8



Batter	1	2	3	4	5	6	7	8	9	AB	R	H	RBI	BB	SO	LOB	TOP								
7 Trea Turner, R (1,6)	G1-3		P3		K			G4-3		4	0	0	0	0	1	1	Washington Nationals @ Chicago Cubs Wrigley Field, Chicago, IL Mon Oct 09 2017, 3:12 PM - 6:19 PM CDT Att: 42,445 - Partly Cloudy - 76 F								
34 Bryce Harper, L (1,9)	G4-3		E4		K			K		4	0	0	0	0	2	1									
6 Anthony Rendon, R (1,5)	G1-3		F9					G5-3		4	0	0	0	0	0	2									
20 Daniel Murphy, L (1,4)		G4-3		K				E7		4	1	0	0	0	2	0									
11 Ryan Zimmerman, R (1,3)	G1-3		G4-3		G4-3			G4-3		4	0	1	1	0	0	0									
28 Jayson Werth, R (1,7)								F9		3	0	1	0	1	0	1									
32 Matt Wieters, S (1,2)					F8			G3-1		3	0	0	0	0	1	2									
3 Michael Taylor, R (1,8)					K			G6-3		3	0	1	0	0	1	0									
31 Max Scherzer, R (1,1)					K			G3-1		3	0	0	0	0	2	1									
36 Sammy Solis, R (7,1)					K					0	0	0	0	0	0	0									
21 Brandon Kintzler, R (7,1)										0	0	0	0	0	0	0									
46 Oliver Pérez, L (8,1)										0	0	0	0	0	0	0									
Inning Stats	R: 0 K: 0 S: 9	H: 0 LOB: 0 BB: 13	R: 0 K: 1 S: 15	H: 1 LOB: 1 BB: 23	R: 0 K: 1 S: 9	H: 1 LOB: 2 BB: 16	R: 0 K: 1 S: 11	H: 0 LOB: 1 BB: 18	R: 0 K: 3 S: 12	H: 0 LOB: 0 BB: 15	R: 1 K: 1 S: 12	H: 1 LOB: 1 BB: 17	R: 0 K: 0 S: 6	H: 0 LOB: 0 BB: 11	R: 0 K: 1 S: 8	H: 0 LOB: 0 BB: 14	R: 0 K: 1 S: 7	H: 0 LOB: 0 BB: 13	1B: 2 2B: 1 3B: 0 HR: 0	SF: 0 SAC: 0 DP: 0 HBP: 0	WP: 0 PB: 0 SB: 0 CS: 0	PA: 33			
PITCHER	IP	WLS	BF	H	R	ER	SO	BB	IBB	HBP	BLK	WP	HR	S	P	ERA	WHIP								
62 Jose Quintana, L (1,1)	5.2		22	2	1	0	7	1	0	0	0	0	0	63	96	0.00	0.529								
46 Pedro Strop, R (8,1)	1.1		5	1	0	0	0	0	0	0	0	0	0	11	17	0.00	0.750								
6 Carl Edwards Jr., R (8,1)	1.0	W	3	0	0	0	1	0	0	0	0	0	0	8	14	0.00	0.000								
71 Wade Davis, R (9,1)	1.0	S	3	0	0	0	1	0	0	0	0	0	0	7	13	0.00	0.000								

Batter	1	2	3	4	5	6	7	8	9	AB	R	H	RBI	BB	SO	LOB	BOTTOM								
30 Jon Jay, L (1,8)	G5-3					L8		SH3-4		2	0	0	0	0	0	0	Washington Nationals @ Chicago Cubs Wrigley Field, Chicago, IL Mon Oct 09 2017, 3:12 PM - 6:19 PM CDT Att: 42,445 - Partly Cloudy - 76 F								
71 Wade Davis, R (9,1)								K		0	0	0	0	0	0	0									
17 Kris Bryant, R (1,5)	K							K		3	0	0	0	1	2	3									
44 Anthony Rizzo, L (1,3)	L7									4	0	1	1	0	0	2									
40 Wilson Contreras, R (1,2)		P5								2	0	0	0	1	1	0									
18 Ben Zobrist, S (1,4)		G3								3	1	1	0	0	0	2									
12 Kyle Schwarber, L (1,7)										1	0	0	0	1	1	0									
5 Albert Almora Jr., R (7,PH)										1	0	1	1	0	0	0									
22 Jason Heyward, L (1,9)										3	0	1	0	0	0	1									
27 Addison Russell, R (1,6)										3	0	0	0	0	2	3									
62 Jose Quintana, R (1,1)										2	0	0	0	0	2	1									
46 Pedro Strop, R (8,1)										0	0	0	0	0	0	0									
6 Carl Edwards Jr., R (8,1)										0	0	0	0	0	0	0									
2 Tommy La Stella, L (8,PH)										0	0	0	0	1	0	0									
24 Leonys Martin, L (8,PH)										0	1	0	0	0	0	0									
9 Javier Báez, R (9,4)										0	0	0	0	0	0	0									
Inning Stats	R: 0 K: 1 S: 9	H: 0 LOB: 0 BB: 12	R: 0 K: 1 S: 8	H: 0 LOB: 0 BB: 15	R: 0 K: 2 S: 10	H: 0 LOB: 0 BB: 12	R: 0 K: 0 S: 10	H: 0 LOB: 2 BB: 1	R: 0 K: 2 S: 13	H: 0 LOB: 1 BB: 21	R: 0 K: 0 S: 5	H: 0 LOB: 0 BB: 1	R: 1 K: 1 S: 12	H: 3 LOB: 1 BB: 20	R: 1 K: 1 S: 8	H: 1 LOB: 1 BB: 1	R: 1 K: 1 S: 8	H: 1 LOB: 1 BB: 1	1B: 3 2B: 2 3B: 0 HR: 0	SF: 0 SAC: 1 DP: 2 HBP: 1	WP: 0 PB: 0 SB: 0 CS: 0	PA: 30			
PITCHER	IP	WLS	BF	H	R	ER	SO	BB	IBB	HBP	BLK	WP	HR	S	P	ERA	WHIP								
31 Max Scherzer, R (1,1)	6.1		23	1	1	1	7	3	0	1	0	0	0	60	98	1.42	0.632								
36 Sammy Solis, L (7,1)	0.0	B	2	2	0	0	0	0	0	0	0	0	0	6	10	-	-								
21 Brandon Kintzler, R (7,1)	1.1	L	4	0	1	1	1	1	0	0	0	0	0	8	14	6.75	0.750								
46 Oliver Pérez, L (8,1)	0.1		1	1	0	0	0	0	0	0	0	0	0	1	1	0.00	3.000								



Batter	1	2	3	4	5	6	7	8	9	AB	R	H	RBI	BB	SO	LOB	TOP					
7 Trea Turner, R OBP: 0.176, SLG: 0.133										3	1	1	0	2	0	0	Washington Nationals @ Chicago Cubs Wrigley Field, Chicago, IL Wed Oct 11 2017, 3:11 PM - 7:08 PM CDT Att: 42,264 - Drizzlie - 59 F					
28 Jayson Werth, R OBP: 0.188, SLG: 0.071										4	0	0	0	0	2	4						
8 Brian Goodwin, L										0	0	0	0	0	0	0						
4 Howie Kendrick, R (8, PH)										1	0	0	0	0	0	2						
34 Bryce Harper, L OBP: 0.235, SLG: 0.333										3	0	0	0	2	1	0						
11 Ryan Zimmerman, R (1, 3)										4	0	0	0	1	0	2						
20 Daniel Murphy, L OBP: 0.176, SLG: 0.125										5	1	1	0	0	2	3						
6 Anthony Rendon, R OBP: 0.294, SLG: 0.429										4	1	1	0	1	0	1						
32 Matt Wieters, S										2	1	0	0	2	0	1						
3 Michael Taylor, R OBP: 0.385, SLG: 0.545										3	1	1	4	1	2	1						
37 Stephen Strasburg, R (1, 1)										2	0	0	0	0	0	0						
26 Adam Lind, L OBP: 1.000, SLG: 1.000										1	0	1	0	0	0	0						
44 Ryan Madson, L (8, 1)										0	0	0	0	0	0	0						
62 Sean Doolittle, L (9, 1)										0	0	0	0	0	0	0						
Inning Stats	R: 0 E: 0 K: 0 S: 10	H: 0 LOB: 1 BB: 1 P: 17	R: 0 E: 0 K: 1 S: 11	H: 0 LOB: 1 BB: 1 P: 19	R: 1 E: 1 K: 2 S: 17	H: 1 LOB: 2 BB: 1 P: 26	R: 0 E: 0 K: 1 S: 15	H: 1 LOB: 3 BB: 2 P: 28	R: 0 E: 0 K: 1 S: 9	H: 0 LOB: 0 BB: 0 P: 14	R: 0 E: 0 K: 1 S: 5	H: 0 LOB: 0 BB: 0 P: 8	R: 4 E: 0 K: 1 S: 24	H: 3 LOB: 2 BB: 4 P: 43	R: 0 E: 1 K: 0 S: 11	H: 0 LOB: 1 BB: 0 P: 15	1B: 2 2B: 2 3B: 0 HR: 1	SF: 0 SAC: 1 DP: 0 HBP: 0	WP: 2 PB: 0 SB: 1 CS: 0	PA: 42		
PITCHER	IP WLS BF H R ER SO	IP WLS BF H R ER SO	IP WLS BF H R ER SO	IP WLS BF H R ER SO	IP WLS BF H R ER SO	IP WLS BF H R ER SO	IP WLS BF H R ER SO	IP WLS BF H R ER SO	IP WLS BF H R ER SO	IP WLS BF H R ER SO	IP WLS BF H R ER SO	IP WLS BF H R ER SO	IP WLS BF H R ER SO	IP WLS BF H R ER SO	IP WLS BF H R ER SO	IP WLS BF H R ER SO	ERA WHIP	ERA WHIP	ERA WHIP			
49 Jake Arrieta, R ERA: 1.86	4.0 L	20 2	1 1	0 1	4 3	5 1	0 0	0 0	0 0	1 0	0 32	0 53	0.00 2.46	1.750 0.545								
34 Jon Lester, L ERA: 1.86	3.2 L	12 1	1 1	1 0	3 3	1 0	0 0	0 0	0 0	1 0	0 6	14 14	∞ ∞	∞ ∞								
6 Carl Edwards Jr., R ERA: 19.29	0.0 L	2 0	0 0	0 0	0 0	2 1	0 0	0 0	0 0	1 0	0 7	14 12	∞ ∞	∞ ∞								
71 Wade Davis, R ERA: 4.5	0.0 L	3 0	2 0	3 0	0 0	1 0	0 0	0 0	0 0	1 0	7 9	12 9	∞ 0.00	∞ 0.000								
32 Brian Duensing, L ERA:	0.2 L	3 0	0 0	0 0	0 0	0 0	0 0	0 0	0 0	0 0	0 7	9 9	0.00 0.000	0.000 0.000								
30 Jon Jay, L OBP: 0.333, SLG: 0.286										3	0	0	0	0	1	0	Washington Nationals @ Chicago Cubs Wrigley Field, Chicago, IL Wed Oct 11 2017, 3:11 PM - 7:08 PM CDT Att: 42,264 - Drizzlie - 59 F					
17 Kris Bryant, R OBP: 0.250, SLG: 0.267										4	0	0	0	0	4	2						
44 Anthony Rizzo, L OBP: 0.313, SLG: 0.533										3	0	0	0	1	2	2						
40 Wilson Contreras, R OBP: 0.400, SLG: 0.455										4	0	1	0	0	0	1						
18 Ben Zobrist, S OBP: 0.200, SLG: 0.333										4	0	1	0	0	2	1						
27 Addison Russell, R OBP: 0.200, SLG: 0.143										4	0	0	0	0	3	2						
22 Jason Heyward, L OBP: 0.400, SLG: 0.250										2	0	1	0	1	1	0						
37 Justin Wilson, L (9, 1)										0	0	0	0	0	0	0						
9 Javier Báez, R (1, 4)										3	0	0	0	0	0	3						
49 Jake Arrieta, R (1, 1)										1	0	0	0	0	1	0						
34 Jon Lester, L (5, 1)										1	0	0	0	0	0	0						
6 Carl Edwards Jr., R (8, 1)										0	0	0	0	0	0	0						
8 Ian Happ, S (8, 9)										0	0	0	0	0	0	0						
71 Wade Davis, R (8, 1)										0	0	0	0	0	0	0						
32 Brian Duensing, L (8, 1)										0	0	0	0	0	0	0						
Inning Stats	R: 0 E: 0 K: 2 S: 9	H: 0 LOB: 0 BB: 0 P: 16	R: 0 E: 0 K: 0 S: 14	H: 1 LOB: 2 BB: 1 P: 21	R: 0 E: 0 K: 3 S: 10	H: 0 LOB: 0 BB: 0 P: 12	R: 0 E: 0 K: 3 S: 14	H: 1 LOB: 1 BB: 0 P: 17	R: 0 E: 0 K: 0 S: 6	H: 1 LOB: 0 BB: 0 P: 7	R: 0 E: 0 K: 1 S: 9	H: 0 LOB: 1 BB: 1 P: 16	R: 0 E: 0 K: 3 S: 10	H: 0 LOB: 0 BB: 0 P: 17	R: 0 E: 0 K: 1 S: 16	H: 0 LOB: 2 BB: 1 P: 27	R: 0 E: 0 K: 1 S: 9	H: 0 LOB: 0 BB: 0 P: 12	1B: 2 2B: 1 3B: 0 HR: 0	SF: 0 SAC: 0 DP: 1 HBP: 1	WP: 1 PB: 0 SB: 0 CS: 0	PA: 33
PITCHER	IP WLS BF H R ER SO	IP WLS BF H R ER SO	IP WLS BF H R ER SO	IP WLS BF H R ER SO	IP WLS BF H R ER SO	IP WLS BF H R ER SO	IP WLS BF H R ER SO	IP WLS BF H R ER SO	IP WLS BF H R ER SO	IP WLS BF H R ER SO	IP WLS BF H R ER SO	IP WLS BF H R ER SO	IP WLS BF H R ER SO	IP WLS BF H R ER SO	IP WLS BF H R ER SO	IP WLS BF H R ER SO	ERA WHIP	ERA WHIP	ERA WHIP			
37 Stephen Strasburg, R (1, 1)	7.0 W	25 3	0 0	0 0	10 1	2 1	0 0	0 1	0 0	1 0	0 16	0 27	0.00 0.000	1.000 1.000								
44 Ryan Madson, R ERA: 3.86	1.0 L	5 0	0 0	0 0	1 1	0 0	0 1	0 0	1 0	0 16	0 27	0.00 0.000	1.000 1.000									
62 Sean Doolittle, L ERA:	1.0 L	3 0	0 0	0 0	1 1	0 0	0 0	0 0	0 0	0 9	0 12	0.00 0.000	0.000 0.000									

