

Washington Nationals - 2018


Batter	1	2	3	4	5	6	7	8	9	AB	R	H	RBI	BB	SO	LOB	TOP	
8 Brian Goodwin, L (1,8) 14 Victor Robles, R (5,PH) OBP: 1.000, SLG: 2.000 (5,8)										1 0 0 0 1 1 0 1 0 1 0 1 0 0								Washington Nationals @ Houston Astros TEAM Ballpark of the Palm Beaches, West Palm Beach, FL Fri Feb 23 2018, 1:09 PM - 3:28 PM EST Att. 4,271 - Partly Cloudy - 80 F
1 Wilmer Difo, S (1,6) 71 José Marmolejos, L (5,PH) OBP: 0.500, SLG: 0.500 (5,3)										2 0 0 0 0 1 1 2 0 1 1 0 1 1								
15 Matt Adams, L (1,3) 19 Matt Reynolds, R (5,PH) (5,6)										2 0 0 0 0 0 1 2 0 0 0 0 1 3								
12 Howie Kendrick, R (1,4) 5 Adrián Sánchez, R (4,4)										0 0 0 0 2 0 0 2 0 0 0 0 0 1								
74 Taylor Gushue, S (1,10) 17 Reid Brignac, L (6,PH) (6,10)										2 0 0 0 0 1 3 1 0 0 0 1 1 0								
29 Pedro Severino, R (1,2) 73 Kelvin Gutiérrez, R (5,5)										2 0 0 0 0 1 0 1 0 0 0 1 0 0								
45 Andrew Stevenson, L (1,7) OBP: 0.250, SLG: 0.500										4 1 1 0 0 2 0								
61 Chris Domínguez, R (1,5) 64 Spencer Kleboom, R (5,2)										2 1 1 1 0 0 0 1 0 0 0 0 0 0								
9 Rafael Bautista, R (1,9) 49 Moisés Sierra, R (8,9)										3 0 0 0 0 2 1 0 0 0 0 0 0 0								
Inning Stats	R: 0 H: 0 E: 0 K: 2 S: 7	H: 0 R: 0 ER: 0 SO: 1 BB: 0 P: 7	H: 0 R: 0 ER: 0 SO: 1 BB: 0 P: 8	R: 0 H: 0 E: 0 K: 1 S: 5	H: 0 R: 0 ER: 0 SO: 1 BB: 0 P: 5	R: 0 H: 0 E: 0 K: 0 S: 3	H: 0 R: 0 ER: 0 SO: 2 BB: 2 P: 11	R: 2 H: 3 E: 0 K: 3 S: 12	H: 0 R: 0 ER: 0 SO: 1 BB: 0 P: 9	R: 0 H: 0 E: 0 K: 1 S: 5	H: 1 R: 0 ER: 0 SO: 1 BB: 0 P: 6	R: 0 H: 0 E: 0 K: 2 S: 7	H: 0 R: 0 ER: 0 SO: 0 BB: 0 P: 7	1B: 2 2B: 2 3B: 0 HR: 0	SF: 0 SAC: 0 DP: 0 HBP: 0	WP: 0 PB: 0 SB: 1 CS: 1	PA: 35	
PITCHER	IP WLS BF H R ER SO BB IBB HBP BLK WP HR S P ERA WHIP																	
66 Rogelio Armenteros, R (1,1) ERA: 0.00	2.0	6	0	0	0	3	1	0	0	0	0	0	0	11	15	0.00	0.500	
52 Buddy Boshers, L (3,1) ERA: 0.00	1.0	3	0	0	0	1	0	0	0	0	0	0	5	5	0.00	0.000		
64 Reymin Guduan, L (4,1) ERA: 27.0	1.0	H	5	0	0	0	2	0	0	0	0	0	3	11	0.00	2.000		
71 Matt Ramsey, R (5,1) ERA: 27.0	0.2	B	6	3	2	2	1	0	0	0	0	0	9	14	27.00	6.000		
82 Jacob Dorris, R (5,1) ERA: 0.00	0.1	W	1	0	0	0	0	0	0	0	0	0	3	3	0.00	0.000		

Batter	1	2	3	4	5	6	7	8	9	AB	R	H	RBI	BB	SO	LOB	BOTTOM	
6 Jake Marisnick, R (1,8) 78 Drew Ferguson, R (6,8)										2 0 0 0 0 1 0 2 0 0 0 0 1 0							Washington Nationals @ Houston Astros TEAM Ballpark of the Palm Beaches, West Palm Beach, FL Fri Feb 23 2018, 1:09 PM - 3:28 PM EST Att. 4,271 - Partly Cloudy - 80 F	
21 Derek Fisher, L (1,9) 79 Kyle Tucker, L (6,9)										2 0 1 0 0 0 0 1 0 0 0 0 0 0								
2 Alex Bregman, R (1,6) 44 Tim Federowicz, R (6,2) OBP: 1.000, SLG: 1.000										2 0 0 0 0 1 1 1 0 1 0 0 0 0								
11 Evan Gattis, R (1,10) 74 Jon Kemmer, L (6,PH) (7,10)										2 0 0 0 0 1 0 1 0 0 0 0 0 1								
23 AJ Reed, L (1,3) 99 Randy César, R (8,3)										3 0 0 0 0 2 0 0 0 0 0 0 0 0								
28 J.D. Davis, R (1,5) 76 Jack Mayfield, R (6,5)										2 1 1 1 0 0 0 1 0 0 0 0 1 0								
13 Tyler White, R (1,4) 81 Nick Tanelu, R (6,4)										1 1 0 0 0 0 0 1 0 0 0 0 1 0								
12 Max Stassi, R (1,2) 97 Anibal Sierra, R (6,6)										2 1 1 2 0 0 0 1 0 0 0 0 0 0								
18 Tony Kemp, L (1,7) 75 Alejandro García, R (6,7)										2 0 0 0 0 1 0 1 0 0 0 0 0 0								
Inning Stats	R: 0 H: 1 E: 0 K: 1 S: 5	H: 0 R: 0 ER: 0 SO: 1 BB: 0 P: 7	R: 2 H: 1 E: 0 K: 1 S: 7	H: 0 R: 0 ER: 0 SO: 1 BB: 0 P: 8	R: 0 H: 0 E: 0 K: 1 S: 5	H: 0 R: 0 ER: 0 SO: 1 BB: 0 P: 5	R: 1 H: 1 E: 0 K: 0 S: 4	H: 1 R: 0 ER: 0 SO: 1 BB: 0 P: 4	R: 0 H: 1 E: 0 K: 3 S: 9	H: 0 R: 0 ER: 0 SO: 1 BB: 0 P: 9	R: 0 H: 0 E: 0 K: 1 S: 5	H: 0 R: 0 ER: 0 SO: 0 BB: 0 P: 5	1B: 2 2B: 0 3B: 0 HR: 2	SF: 0 SAC: 0 DP: 1 HBP: 1	WP: 0 PB: 0 SB: 0 CS: 0	PA: 28		
PITCHER	IP WLS BF H R ER SO BB IBB HBP BLK WP HR S P ERA WHIP																	
46 Tommy Milone, L (1,1) ERA: 9.0	2.0	8	1	2	2	2	0	0	1	0	0	0	1	12	13	9.00	0.500	
56 Brady Draggmire, R (5,1) ERA: 4.5	2.0	L	8	2	1	1	0	0	0	0	0	0	1	8	8	4.50	1.000	
51 Wander Suero, R (7,1) ERA: 0.00	1.0	3	0	0	0	3	0	0	0	0	0	0	9	9	0.00	0.000		
55 Tim Collins, L (8,1) ERA: 0.00	1.0	3	0	0	0	1	0	0	0	0	0	0	5	5	0.00	0.000		

Batter	1	2	3	4	5	6	7	8	9	AB	R	H	RBI	BB	SO	LOB																																																																																																																																																																							
1 Wilmer Difo, S (1,4)	G4-3		G3		G4-3			G6-3	K2-3	3	0	0	0	0	0	1																																																																																																																																																																							
5 Adrián Sanchez, R (5,4)										2	0	0	0	0	1	0																																																																																																																																																																							
14 Victor Robles, R (1,8) OBP: 0.455, SLG: 0.600										3	0	2	0	0	0	0																																																																																																																																																																							
6 Daniel Johnson, L (6,9) OBP: 1.000, SLG: 1.000	1B		2B					1B		1	0	1	0	0	0	0																																																																																																																																																																							
71 José Marmolejos, L (1,3) OBP: 0.300, SLG: 0.300	F7		2-5					F7		3	0	2	0	0	0	1																																																																																																																																																																							
74 Taylor Gushue, S (6,2) OBP: 0.143, SLG: 0.143				1B						1	0	0	0	0	0	1																																																																																																																																																																							
29 Pedro Severino, R (1,2) OBP: 0.200, SLG: 0.200	L7									3	0	1	0	0	1	2																																																																																																																																																																							
13 Ian Sagdal, L (6,3)				1B						0	0	0	0	1	0	0																																																																																																																																																																							
45 Andrew Stevenson, L (1,7) OBP: 0.333, SLG: 0.384		BB								2	0	0	0	1	1	3																																																																																																																																																																							
27 Blake Perkins, S (6,8)				G6-4-3						0	0	0	0	1	0	0																																																																																																																																																																							
19 Matt Reynolds, R (1,6) OBP: 0.444, SLG: 0.286										3	0	1	0	0	0	1																																																																																																																																																																							
17 Reid Brignac, L (7,6)	1B									1	0	0	0	0	1	3																																																																																																																																																																							
9 Rafael Bautista, R (1,9)										1	0	0	0	1	0	0																																																																																																																																																																							
49 Moisés Sierra, R (6,7) OBP: 0.714, SLG: 1.167		BB								2	1	2	1	0	0	0																																																																																																																																																																							
61 Chris Dominguez, R (1,5) OBP: 0.429, SLG: 0.429										2	0	1	0	0	0	2																																																																																																																																																																							
73 Kevin Gutiérrez, R (6,5)										2	0	0	0	0	1	1																																																																																																																																																																							
64 Spencer Kieboom, R (1,10) OBP: 0.250, SLG: 0.250										4	0	0	0	0	1	2																																																																																																																																																																							
Inning Stats	R: 0 E: 0 K: 0 S: 6	H: 1 LOB: 1 BB: 0 P: 6	R: 0 E: 0 K: 0 S: 2	H: 1 LOB: 1 BB: 2 P: 11	R: 0 E: 0 K: 0 S: 3	H: 1 LOB: 1 BB: 0 P: 4	R: 0 E: 0 K: 0 S: 4	H: 2 LOB: 1 BB: 0 P: 4	R: 0 E: 0 K: 1 S: 6	H: 1 LOB: 1 BB: 0 P: 7	R: 0 E: 0 K: 2 S: 8	H: 1 LOB: 1 BB: 0 P: 8	R: 0 E: 0 K: 0 S: 4	H: 1 LOB: 1 BB: 0 P: 4	R: 0 E: 0 K: 1 S: 6	H: 1 LOB: 3 BB: 2 P: 14	R: 1 E: 0 K: 2 S: 8	H: 1 LOB: 0 BB: 0 P: 8	1B: 8 2B: 2 3B: 0 HR: 1	SF: 0 SAC: 0 DP: 2 HBP: 0	WP: 1 PB: 0 SB: 3 CS: 0	PA: 37																																																																																																																																																																	
PITCHER	IP WLS BF H R ER SO BB IBB HBP BLK WP HR S P ERA WHIP	<table border="0"> <tr> <td>49 Julio Teheran, R (1,1) ERA: 0.00</td> <td>2.0</td> <td>W</td> <td>8</td> <td>2</td> <td>0</td> <td>0</td> <td>0</td> <td>2</td> <td>0</td> <td>0</td> <td>0</td> <td>0</td> <td>0</td> <td>0</td> <td>0</td> <td>3</td> <td>4</td> <td>0.00</td> <td>2.000</td> </tr> <tr> <td>38 Arodys Vizcaino, R (3,1) ERA: 0.00</td> <td>1.0</td> <td>H</td> <td>4</td> <td>1</td> <td>0</td> <td>0</td> <td>0</td> <td>0</td> <td>0</td> <td>0</td> <td>0</td> <td>0</td> <td>0</td> <td>0</td> <td>0</td> <td>3</td> <td>4</td> <td>0.00</td> <td>1.000</td> </tr> <tr> <td>33 A.J. Minter, L (4,1) ERA: 0.00</td> <td>1.0</td> <td>H</td> <td>4</td> <td>2</td> <td>0</td> <td>0</td> <td>0</td> <td>0</td> <td>0</td> <td>0</td> <td>0</td> <td>0</td> <td>0</td> <td>0</td> <td>4</td> <td>4</td> <td>0.00</td> <td>2.000</td> </tr> <tr> <td>67 Anyelo Gómez, R (5,1) ERA: 0.00</td> <td>1.0</td> <td>H</td> <td>4</td> <td>1</td> <td>0</td> <td>0</td> <td>1</td> <td>0</td> <td>0</td> <td>0</td> <td>0</td> <td>1</td> <td>0</td> <td>6</td> <td>7</td> <td>0.00</td> <td>1.000</td> </tr> <tr> <td>30 Peter Moylan, R (6,1) ERA: 0.00</td> <td>1.0</td> <td>H</td> <td>4</td> <td>1</td> <td>0</td> <td>0</td> <td>2</td> <td>0</td> <td>0</td> <td>0</td> <td>0</td> <td>0</td> <td>0</td> <td>8</td> <td>8</td> <td>0.00</td> <td>1.000</td> </tr> </table>															49 Julio Teheran, R (1,1) ERA: 0.00	2.0	W	8	2	0	0	0	2	0	0	0	0	0	0	0	3	4	0.00	2.000	38 Arodys Vizcaino, R (3,1) ERA: 0.00	1.0	H	4	1	0	0	0	0	0	0	0	0	0	0	0	3	4	0.00	1.000	33 A.J. Minter, L (4,1) ERA: 0.00	1.0	H	4	2	0	0	0	0	0	0	0	0	0	0	4	4	0.00	2.000	67 Anyelo Gómez, R (5,1) ERA: 0.00	1.0	H	4	1	0	0	1	0	0	0	0	1	0	6	7	0.00	1.000	30 Peter Moylan, R (6,1) ERA: 0.00	1.0	H	4	1	0	0	2	0	0	0	0	0	0	8	8	0.00	1.000	IP WLS BF H R ER SO BB IBB HBP BLK WP HR S P ERA WHIP	<table border="0"> <tr> <td>72 Miguel Socolovich, R (7,1) ERA: 0.00</td> <td>1.0</td> <td>H</td> <td>4</td> <td>1</td> <td>0</td> <td>0</td> <td>0</td> <td>0</td> <td>0</td> <td>0</td> <td>0</td> <td>0</td> <td>0</td> <td>0</td> <td>4</td> <td>4</td> <td>0.00</td> <td>1.000</td> </tr> <tr> <td>61 Akeel Morris, R (8,1) ERA: 0.00</td> <td>1.0</td> <td>H</td> <td>6</td> <td>1</td> <td>0</td> <td>0</td> <td>1</td> <td>2</td> <td>0</td> <td>0</td> <td>0</td> <td>0</td> <td>0</td> <td>6</td> <td>14</td> <td>0.00</td> <td>3.000</td> </tr> <tr> <td>57 Rex Brothers, L (9,1) ERA: 4.5</td> <td>1.0</td> <td>S</td> <td>4</td> <td>1</td> <td>1</td> <td>1</td> <td>2</td> <td>0</td> <td>0</td> <td>0</td> <td>0</td> <td>0</td> <td>0</td> <td>1</td> <td>8</td> <td>8</td> <td>9.00</td> <td>1.000</td> </tr> </table>															72 Miguel Socolovich, R (7,1) ERA: 0.00	1.0	H	4	1	0	0	0	0	0	0	0	0	0	0	4	4	0.00	1.000	61 Akeel Morris, R (8,1) ERA: 0.00	1.0	H	6	1	0	0	1	2	0	0	0	0	0	6	14	0.00	3.000	57 Rex Brothers, L (9,1) ERA: 4.5	1.0	S	4	1	1	1	2	0	0	0	0	0	0	1	8	8	9.00	1.000
49 Julio Teheran, R (1,1) ERA: 0.00	2.0	W	8	2	0	0	0	2	0	0	0	0	0	0	0	3	4	0.00	2.000																																																																																																																																																																				
38 Arodys Vizcaino, R (3,1) ERA: 0.00	1.0	H	4	1	0	0	0	0	0	0	0	0	0	0	0	3	4	0.00	1.000																																																																																																																																																																				
33 A.J. Minter, L (4,1) ERA: 0.00	1.0	H	4	2	0	0	0	0	0	0	0	0	0	0	4	4	0.00	2.000																																																																																																																																																																					
67 Anyelo Gómez, R (5,1) ERA: 0.00	1.0	H	4	1	0	0	1	0	0	0	0	1	0	6	7	0.00	1.000																																																																																																																																																																						
30 Peter Moylan, R (6,1) ERA: 0.00	1.0	H	4	1	0	0	2	0	0	0	0	0	0	8	8	0.00	1.000																																																																																																																																																																						
72 Miguel Socolovich, R (7,1) ERA: 0.00	1.0	H	4	1	0	0	0	0	0	0	0	0	0	0	4	4	0.00	1.000																																																																																																																																																																					
61 Akeel Morris, R (8,1) ERA: 0.00	1.0	H	6	1	0	0	1	2	0	0	0	0	0	6	14	0.00	3.000																																																																																																																																																																						
57 Rex Brothers, L (9,1) ERA: 4.5	1.0	S	4	1	1	1	2	0	0	0	0	0	0	1	8	8	9.00	1.000																																																																																																																																																																					

Washington Nationals @ Atlanta Braves
 Stadium at the ESPN Wide World of Sports, Lake Buena Vista
 Mon Feb 26 2018, 1:09 PM - 3:56 PM EST
 Att: 3,772 - Sunny - 84 F


AB 33
R 1
H 10
RBI 1
BB 4
SO 6
LOB 17



Batter	1	2	3	4	5	6	7	8	9	AB	R	H	RBI	BB	SO	LOB																																																																																																											
11 Ender Inciarte, L (1,8)	K									2	0	0	0	0	1	2																																																																																																											
18 Lane Adams, R (5,8)		G3								2	0	0	0	0	1	0																																																																																																											
1 Ozzie Albies, S (1,4) OBP: 0.444, SLG: 0.444										3	0	2	0	0	1	0																																																																																																											
73 Sean Kazmar Jr., R (6,4)	1B									1	0	0	0	0	0	0																																																																																																											
5 Freddie Freeman, L (1,3) OBP: 0.500, SLG: 0.500										2	0	1	0	0	0	1																																																																																																											
96 Carlos Franco, L (5,3) OBP: 0.500, SLG: 1.200	1B									2	0	0	0	0	0	0																																																																																																											
25 Tyler Flowers, R (1,2)										2	0	0	0	0	0	2																																																																																																											
69 Rob Brantly, L (6,2) OBP: 0.250, SLG: 0.250	G4-6-3									2	0	0	0	0	2	0																																																																																																											
22 Nick Markakis, L (1,9) OBP: 0.500, SLG: 0.500										2	0	1	0	0	0	0																																																																																																											
20 Preston Tucker, L (4, PR) OBP: 0.714, SLG: 0.750	L7									0	1	0	0	2	0	0																																																																																																											
86 Cristian Pache, R (8, PR) OBP: 0.667, SLG: 0.667										0	0	0	0	0	0	0																																																																																																											
17 Johan Camargo, S (1,5) OBP: 0.167, SLG: 0.200										2	0	0	0	0	0	1																																																																																																											
14 Rio Ruiz, L (5,5) OBP: 0.125, SLG: 0.125	G6-3									2	0	0	0	0	1	2																																																																																																											
82 Ronald Acuña Jr., R (1,7) OBP: 0.111, SLG: 0.111										2	1	1	0	0	0	2																																																																																																											
23 Danny Santana, S (6,7) OBP: 0.286, SLG: 0.286										2	0	1	1	0	0	1																																																																																																											
24 Kurt Suzuki, R (1,10) OBP: 1.000, SLG: 1.500										2	0	2	1	0	0	0																																																																																																											
70 Jaff Decker, L (6, PH) OBP: 0.400, SLG: 0.250	2B									1	0	1	0	0	0	0																																																																																																											
7 Dansby Swanson, R (1,6) OBP: 0.250, SLG: 0.571										1	0	0	0	1	1	2																																																																																																											
27 Christian Colón, R (5,6) OBP: 0.400, SLG: 0.250										1	0	0	0	0	0	2																																																																																																											
Inning Stats	R: 0 E: 0 K: 1 S: 6	H: 2 LOB: 1 BB: 0 P: 6	R: 1 E: 0 K: 0 S: 5	H: 2 LOB: 2 BB: 1 P: 9	R: 0 E: 0 K: 0 S: 3	H: 1 LOB: 0 BB: 0 P: 3	R: 0 E: 0 K: 1 S: 7	H: 2 LOB: 2 BB: 0 P: 7	R: 0 E: 0 K: 2 S: 7	H: 0 LOB: 0 BB: 0 P: 7	R: 1 E: 0 K: 2 S: 9	H: 2 LOB: 2 BB: 1 P: 16	R: 0 E: 0 K: 0 S: 3	H: 0 LOB: 0 BB: 0 P: 3	R: 0 E: 0 K: 1 S: 5	H: 0 LOB: 1 BB: 1 P: 9	1B: 8 2B: 2 3B: 0 HR: 0	SF: 0 SAC: 0 DP: 2 HBP: 0	WP: 2 PB: 0 SB: 1 CS: 0	PA: 34																																																																																																							
PITCHER	IP WLS BF H R ER SO BB IBB HBP BLK WP HR S P ERA WHIP	<table border="0"> <tr> <td>23 Erick Fedde, R (1,1) ERA: 4.5</td> <td>2.0</td> <td>L</td> <td>10</td> <td>4</td> <td>1</td> <td>1</td> <td>1</td> <td>0</td> <td>0</td> <td>0</td> <td>0</td> <td>0</td> <td>0</td> <td>0</td> <td>10</td> <td>10</td> <td>0.00</td> <td>1.500</td> </tr> <tr> <td>56 Brady Dragnire, R (3,1) ERA: 2.25</td> <td>1.0</td> <td></td> <td>3</td> <td>0</td> <td>0</td> <td>0</td> <td>2</td> <td>0</td> <td>0</td> <td>0</td> <td>0</td> <td>0</td> <td>0</td> <td>7</td> <td>7</td> <td>0.00</td> <td>0.000</td> </tr> <tr> <td>43 Roman Mendez, R (5,1) ERA: 13.5</td> <td>0.2</td> <td></td> <td>5</td> <td>2</td> <td>1</td> <td>1</td> <td>2</td> <td>1</td> <td>0</td> <td>0</td> <td>0</td> <td>1</td> <td>0</td> <td>8</td> <td>15</td> <td>13.50</td> <td>4.500</td> </tr> <tr> <td>48 Chris Smith, R (6,1) ERA: 0.00</td> <td>1.1</td> <td></td> <td>4</td> <td>0</td> <td>0</td> <td>0</td> <td>0</td> <td>0</td> <td>0</td> <td>0</td> <td>0</td> <td>0</td> <td>0</td> <td>4</td> <td>4</td> <td>0.00</td> <td>0.000</td> </tr> </table>															23 Erick Fedde, R (1,1) ERA: 4.5	2.0	L	10	4	1	1	1	0	0	0	0	0	0	0	10	10	0.00	1.500	56 Brady Dragnire, R (3,1) ERA: 2.25	1.0		3	0	0	0	2	0	0	0	0	0	0	7	7	0.00	0.000	43 Roman Mendez, R (5,1) ERA: 13.5	0.2		5	2	1	1	2	1	0	0	0	1	0	8	15	13.50	4.500	48 Chris Smith, R (6,1) ERA: 0.00	1.1		4	0	0	0	0	0	0	0	0	0	0	4	4	0.00	0.000	IP WLS BF H R ER SO BB IBB HBP BLK WP HR S P ERA WHIP	<table border="0"> <tr> <td>55 Tim Collins, L (8,1) ERA: 0.00</td> <td>1.0</td> <td></td> <td>4</td> <td>0</td> <td>0</td> <td>0</td> <td>1</td> <td>0</td> <td>0</td> <td>0</td> <td>0</td> <td>0</td> <td>0</td> <td>5</td> <td>9</td> <td>0.00</td> <td>1.000</td> </tr> </table>															55 Tim Collins, L (8,1) ERA: 0.00	1.0		4	0	0	0	1	0	0	0	0	0	0	5	9	0.00	1.000
23 Erick Fedde, R (1,1) ERA: 4.5	2.0	L	10	4	1	1	1	0	0	0	0	0	0	0	10	10	0.00	1.500																																																																																																									
56 Brady Dragnire, R (3,1) ERA: 2.25	1.0		3	0	0	0	2	0	0	0	0	0	0	7	7	0.00	0.000																																																																																																										
43 Roman Mendez, R (5,1) ERA: 13.5	0.2		5	2	1	1	2	1	0	0	0	1	0	8	15	13.50	4.500																																																																																																										
48 Chris Smith, R (6,1) ERA: 0.00	1.1		4	0	0	0	0	0	0	0	0	0	0	4	4	0.00	0.000																																																																																																										
55 Tim Collins, L (8,1) ERA: 0.00	1.0		4	0	0	0	1	0	0	0	0	0	0	5	9	0.00	1.000																																																																																																										

Washington Nationals @ Atlanta Braves
 Stadium at the ESPN Wide World of Sports, Lake Buena Vista
 Mon Feb 26 2018, 1:09 PM - 3:56 PM EST
 Att: 3,772 - Sunny - 84 F

AB 31
R 2
H 9
RBI 2
BB 3
SO 7
LOB 15



Batter	1	2	3	4	5	6	7	8	9	AB	R	H	RBI	BB	SO	LOB	TOP				
7 Trea Turner, R OBP: 0.500, SLG: 0.333 17 Reid Brignac, L OBP: 0.333, SLG: 0.167	G4-3			FC3-6 1B		P6		73 1B 1B		2	0	1	0	0	0	0	Washington Nationals @ Miami Marlins Roger Dean Chevrolet Stadium, Jupiter, FL Wed Feb 28 2018, 1:10 PM - 3:47 PM EST Att: 1,987 - Sunny - 79 F				
1 Wilmer Difo, S 73 Kelvin Gutiérrez, R OBP: 0.231, SLG: 0.091	L9			FC3-6 1-2			64 BB 5 BB BB	1B		2	0	0	0	0	0	1					
12 Howie Kendrick, R 45 Andrew Stevenson, L OBP: 0.357, SLG: 0.333	G4-3			K			5 BB 64 BB BB	K		2	0	0	0	0	1	1					
6 Anthony Rendon, R 9 Rafael Bautista, R OBP: 0.182, SLG: 0.100		K		P2					64 WP 1B	2	0	0	0	0	1	1					
14 Miguel Montero, L 64 Spencer Kieboom, R OBP: 0.333, SLG: 0.273	F7				G4-3			5 BB BB	G5-3	2	0	0	0	0	0	0					
3 Michael Taylor, R 5 Adrián Sánchez, R OBP: 0.182, SLG: 0.100	L7				P6			63 G4-3 BB	F9	2	0	0	0	0	0	0					
14 Víctor Robles, R 63 Osvaldo Abreu, R OBP: 0.200, SLG: 0.200			K		K			G4-3	G6-3	2	0	0	0	0	2	0					
71 José Marmolejos, L 61 Chris Dominguez, R OBP: 0.300, SLG: 0.300			K			F8			G5-3	2	0	0	0	0	1	0					
49 Moisés Sierra, R 19 Matt Reynolds, R OBP: 0.500, SLG: 0.250			K			G6-3			K	2	0	0	0	0	1	0					
Inning Stats	R: 0 E: 0 K: 0 S: 3	H: 0 LOB: 0 BB: 0 P: 3	R: 0 E: 0 K: 1 S: 5	H: 0 LOB: 0 BB: 0 P: 5	R: 0 E: 0 K: 3 S: 9	H: 0 LOB: 0 BB: 0 P: 9	R: 0 E: 0 K: 1 S: 6	H: 1 LOB: 1 BB: 0 P: 6	R: 0 E: 0 K: 1 S: 5	H: 0 LOB: 0 BB: 0 P: 5	R: 1 E: 0 K: 1 S: 4	H: 0 LOB: 2 BB: 4 P: 20	R: 0 E: 0 K: 0 S: 9	H: 2 LOB: 2 BB: 0 P: 9	R: 0 E: 0 K: 0 S: 4	H: 1 LOB: 1 BB: 0 P: 5		1B: 4 2B: 0 3B: 0 HR: 0	SF: 0 SAC: 0 DP: 1 HBP: 0	WP: 1 PB: 0 SB: 0 CS: 0	PA: 34
PITCHER	IP WLS BF H R ER SO	IP WLS BF H R ER SO	IP WLS BF H R ER SO	IP WLS BF H R ER SO	IP WLS BF H R ER SO	IP WLS BF H R ER SO	IP WLS BF H R ER SO	IP WLS BF H R ER SO	IP WLS BF H R ER SO	IP WLS BF H R ER SO	IP WLS BF H R ER SO	IP WLS BF H R ER SO	IP WLS BF H R ER SO	IP WLS BF H R ER SO	IP WLS BF H R ER SO	IP WLS BF H R ER SO		ERA WHIP	ERA WHIP		
43 Odrisamer Despaigne, R 57 Eliesser Hernández, R 76 Dillon Peters, L 55 Drew Rucinski, R 50 Chris O'Grady, L	3.0 3.0 0.1 0.2 1.0	WLS H H H H	BF 9 10 1 5	H 0 0 0 2	R 0 0 0 0	ER 0 0 0 0	SO 4 2 0 2	BB 0 0 0 0	IBB 0 0 0 0	HBP 0 0 0 0	BLK 0 0 0 0	WP 0 0 0 0	HR 0 0 0 0	S 0 14 1 9	P 17 14 19 1 9	ERA 0.00 0.00 27.00 0.00 0.00		WHIP 0.000 0.333 12.000 0.000 2.000	75 Miguel Del Pozo, L	1.0 S 4 1 0 0 0	1.0 S 4 1 0 0 0

Washington Nationals @ Miami Marlins
Roger Dean Chevrolet Stadium, Jupiter, FL
Wed Feb 28 2018, 1:10 PM - 3:47 PM EST
Att: 1,987 - Sunny - 79 F

AB 30
R 1
H 4
RBI 1
BB 4
SO 9
LOB 13



Batter	1	2	3	4	5	6	7	8	9	AB	R	H	RBI	BB	SO	LOB	BOTTOM								
34 Magneuris Sierra, L 74 Braxton Lee, L OBP: 0.143, SLG: 0.143	K	F9			K		P2			3	0	0	0	0	2	2	Washington Nationals @ Miami Marlins Roger Dean Chevrolet Stadium, Jupiter, FL Wed Feb 28 2018, 1:10 PM - 3:47 PM EST Att: 1,987 - Sunny - 79 F								
11 J.T. Realmuto, R 17 Chad Wallach, R OBP: 0.400, SLG: 0.889 OBP: 0.286, SLG: 0.667	K		K		K		2-4	G3-1		3	0	0	0	0	3	0									
13 Starlin Castro, R 91 Isan Díaz, L	G6-3		G4-3			K		E6 78 2B 5 WP		2	0	0	0	0	0	0									
32 Derek Dietrich, L 79 Isaac Galloway, R OBP: 0.300, SLG: 0.500 OBP: 0.600, SLG: 0.667		H 1-0 HBP	F8		F8	FC4-6 3 5 S BB		5 WP 2B		1	0	0	0	0	0	0									
30 Garrett Cooper, R 5 Scott Van Slyke, R OBP: 0.167, SLG: 0.167 OBP: 0.545, SLG: 1.300	G5-4-3			F8		FC4-6 3 BB		K		2	0	0	0	0	1	1									
9 Lewis Brinson, R 3 JB Shuck, L OBP: 0.455, SLG: 0.600 OBP: 0.625, SLG: 0.500		15 E 2B		15 CS 1B		FC4-6 1-2 2-3		BB		2	1	2	0	0	0	0									
15 Brian Anderson, R 2 Yadiel Rivera, R OBP: 0.200, SLG: 0.300	E5 35 E 81 WP			SAFE 1 BB BB BB BB	G4-3	G4-3		L4		1	1	0	0	1	0	0									
35 Eric Campbell, R 28 Bryan Holaday, R OBP: 0.182, SLG: 0.200 OBP: 0.200, SLG: 0.300	E5 81 WP				G4-3					2	0	0	0	0	2	0									
81 Peter Mooney, L 26 Cristhian Adames, S OBP: 0.400, SLG: 0.250 OBP: 0.375, SLG: 0.250		2-3 3H BB			G3			17 2-4 1B		1	0	0	0	1	0	0									
Inning Stats	R: 0 E: 0 K: 2 S: 7	H: 0 LOB: 0 BB: 0 P: 7	R: 2 E: 2 K: 0 S: 5	H: 1 LOB: 2 BB: 1 P: 10	R: 0 E: 0 K: 1 S: 5	H: 0 LOB: 0 BB: 0 P: 5	R: 0 E: 0 K: 0 S: 3	H: 1 LOB: 1 BB: 1 P: 7	R: 0 E: 0 K: 2 S: 7	H: 0 LOB: 0 BB: 0 P: 7	R: 0 E: 0 K: 1 S: 5	H: 1 LOB: 2 BB: 2 P: 13	R: 0 E: 0 K: 1 S: 5	H: 1 LOB: 1 BB: 1 P: 12	R: 1 E: 1 K: 1 S: 7	H: 1 LOB: 2 BB: 1 P: 12		1B: 2 2B: 2 3B: 0 HR: 0	SF: 0 SAC: 0 DP: 1 HBP: 1	WP: 2 PB: 0 SB: 1 CS: 1	PA: 34				
PITCHER	IP WLS BF H R ER SO	IP WLS BF H R ER SO	IP WLS BF H R ER SO	IP WLS BF H R ER SO	IP WLS BF H R ER SO	IP WLS BF H R ER SO	IP WLS BF H R ER SO	IP WLS BF H R ER SO	IP WLS BF H R ER SO	IP WLS BF H R ER SO	IP WLS BF H R ER SO	IP WLS BF H R ER SO	IP WLS BF H R ER SO	IP WLS BF H R ER SO	IP WLS BF H R ER SO	IP WLS BF H R ER SO		ERA WHIP	ERA WHIP						
57 Tanner Roark, R 44 Ryan Madson, R 27 Shawn Kelley, R 40 Edwin Jackson, R 60 Jeffry Rodríguez, R ERA: 4.5	1.1 3.1 4.1 5.1 6.1	2.0 3 4 3 5	L 0 1 0 0	10 0 0 0 1	H 2 0 0 0	R 0 0 0 0	ER 0 0 0 0	SO 1 0 0 2 1	BB 1 0 0 0 2	IBB 0 0 0 0 0	HBP 0 0 0 0 0	BLK 0 0 0 0 0	WP 0 0 0 0 0	HR 0 0 0 0 0	S 12 5 7 7 13	P 17 5 7 7 13		ERA 0.00 0.00 0.00 0.00 0.00	WHIP 1.000 0.000 2.000 0.000 2.000	36 Sammy Solís, L 26 Trevor Gott, R	7.1 8.1	1.0 1.0	WLS S 4 1 0 1	1.0 1.0	0.00 0.00

Washington Nationals @ Miami Marlins
Roger Dean Chevrolet Stadium, Jupiter, FL
Wed Feb 28 2018, 1:10 PM - 3:47 PM EST
Att: 1,987 - Sunny - 79 F

AB 28
R 3
H 4
RBI 0
BB 5
SO 8
LOB 13



Batter	1	2	3	4	5	6	7	8	9	AB	R	H	RBI	BB	SO	LOB	TOP							
8 Brian Goodwin, L (1, 7) 74 Taylor Gushue, S (5, 2)	K			G3	G4-3		L4-5			3	0	1	0	1	1	1	TOP							
1 Wilmer Difo, S (1, 6) 9 Rafael Bautista, R (6, 8)	F7			G1-3	2-5		F9		E4	3	0	0	0	0	0	0	TOP							
14 Victor Robles, R (1, 8) 6 Daniel Johnson, L (6, 9)	F8			F9					K	3	1	1	0	0	0	0	TOP							
71 José Marmolejos, L (1, 3) 61 Chris Dominguez, R (6, 3)				G4-3					K	2	2	1	0	1	0	0	TOP							
29 Pedro Severino, R (1, 2) 49 Moisés Sierra, R (5, 7)				P2						2	1	0	0	0	0	1	TOP							
45 Andrew Stevenson, L (1, 9) 5 Adrián Sánchez, R (6, 6)				G1						3	0	1	2	0	0	2	TOP							
73 Kelvin Gutiérrez, R (1, 5) 4 Jacob Wilson, R (6, 5)										3	1	2	1	0	0	1	TOP							
17 Reid Brignac, L (1, 4) 63 Osvaldo Abreu, R (7, PR)				L6-3						2	1	0	0	1	0	1	TOP							
64 Spencer Kieboom, R (1, 10) 66 Jhonatan Solano, R (9, PH)				K						1	0	0	0	0	0	1	TOP							
Inning Stats	R: 0 E: 0 K: 1 S: 5	H: 0 LOB: 0 BB: 0 P: 5	R: 0 E: 0 K: 0 S: 3	H: 0 LOB: 0 BB: 0 P: 3	R: 0 E: 0 K: 1 S: 5	H: 1 LOB: 0 BB: 0 P: 5	R: 0 E: 0 K: 0 S: 3	H: 0 LOB: 0 BB: 0 P: 3	R: 0 E: 0 K: 0 S: 6	H: 3 LOB: 1 BB: 1 P: 11	R: 2 E: 0 K: 0 S: 5	H: 2 LOB: 1 BB: 1 P: 9	R: 0 E: 1 K: 0 S: 3	H: 0 LOB: 2 BB: 0 P: 5	R: 0 E: 1 K: 2 S: 9	H: 1 LOB: 2 BB: 0 P: 9	R: 0 E: 0 K: 0 S: 3	H: 1 LOB: 0 BB: 0 P: 3	1B: 6 2B: 4 3B: 0 HR: 0	SF: 0 SAC: 0 DP: 3 HBP: 0	WP: 0 PB: 0 SB: 1 CS: 0	PA: 36		
PITCHER	IP WLS BF H R ER SO BB IBB HBP BLK WP HR S P ERA WHIP	IP WLS BF H R ER SO BB IBB HBP BLK WP HR S P ERA WHIP	IP WLS BF H R ER SO BB IBB HBP BLK WP HR S P ERA WHIP	IP WLS BF H R ER SO BB IBB HBP BLK WP HR S P ERA WHIP	IP WLS BF H R ER SO BB IBB HBP BLK WP HR S P ERA WHIP	IP WLS BF H R ER SO BB IBB HBP BLK WP HR S P ERA WHIP	IP WLS BF H R ER SO BB IBB HBP BLK WP HR S P ERA WHIP	IP WLS BF H R ER SO BB IBB HBP BLK WP HR S P ERA WHIP	IP WLS BF H R ER SO BB IBB HBP BLK WP HR S P ERA WHIP	IP WLS BF H R ER SO BB IBB HBP BLK WP HR S P ERA WHIP	IP WLS BF H R ER SO BB IBB HBP BLK WP HR S P ERA WHIP	IP WLS BF H R ER SO BB IBB HBP BLK WP HR S P ERA WHIP	IP WLS BF H R ER SO BB IBB HBP BLK WP HR S P ERA WHIP	IP WLS BF H R ER SO BB IBB HBP BLK WP HR S P ERA WHIP	IP WLS BF H R ER SO BB IBB HBP BLK WP HR S P ERA WHIP	IP WLS BF H R ER SO BB IBB HBP BLK WP HR S P ERA WHIP	IP WLS BF H R ER SO BB IBB HBP BLK WP HR S P ERA WHIP	IP WLS BF H R ER SO BB IBB HBP BLK WP HR S P ERA WHIP	IP WLS BF H R ER SO BB IBB HBP BLK WP HR S P ERA WHIP	IP WLS BF H R ER SO BB IBB HBP BLK WP HR S P ERA WHIP	IP WLS BF H R ER SO BB IBB HBP BLK WP HR S P ERA WHIP	IP WLS BF H R ER SO BB IBB HBP BLK WP HR S P ERA WHIP	IP WLS BF H R ER SO BB IBB HBP BLK WP HR S P ERA WHIP	IP WLS BF H R ER SO BB IBB HBP BLK WP HR S P ERA WHIP

Washington Nationals @ Atlanta Braves
Stadium at the ESPN Wide World of Sports, Lake Buena Vista
Thu Mar 01 2018, 1:07 PM - 3:53 PM EST
Att: 3,286 - Sunny - 78 F

AB	34
R	6
H	8
RBI	6
BB	2
SO	4
LOB	17



Batter	1	2	3	4	5	6	7	8	9	AB	R	H	RBI	BB	SO	LOB	BOTTOM						
11 Ender Inciarte, L (1, 8) 86 Cristian Pache, R (5, 8)	F7			G4-3			G4-3		K	3	1	1	0	0	0	1	BOTTOM						
23 Danny Santana, S (1, 7)	G4-3			G6-3			F8			4	0	0	0	0	1	1	BOTTOM						
17 Johan Camargo, S (1, 5) 94 Alay Lago, R (8, 5)				G6-3			K			2	0	0	1	1	1	0	BOTTOM						
22 Nick Markakis, L (1, 9) 98 Xavier Avery, L (5, 9)				G6-3			K			2	1	2	0	0	0	0	BOTTOM						
8 Charlie Culberson, R (1, 4) 88 Ray-Patrick Diddler, R (8, 4)				K			K			2	0	0	0	0	1	0	BOTTOM						
27 Christian Colón, R (1, 6) 97 Tyler Smith, R (8, 6)				L9						3	0	1	1	0	1	0	BOTTOM						
14 Rio Ruiz, L (1, 3)				K2-3			E4			4	0	1	0	0	2	2	BOTTOM						
18 Lane Adams, R (1, 10)				K			P4			4	0	1	0	0	1	2	BOTTOM						
69 Rob Brantly, L (1, 2) 74 Tyler Marlette, R (7, 2)				K			K			2	0	1	0	0	1	1	BOTTOM						
Inning Stats	R: 0 E: 0 K: 1 S: 6	H: 1 LOB: 2 BB: 1 P: 10	R: 0 E: 0 K: 2 S: 8	H: 1 LOB: 1 BB: 0 P: 8	R: 2 E: 0 K: 1 S: 10	H: 4 LOB: 2 BB: 0 P: 11	R: 0 E: 0 K: 0 S: 3	H: 1 LOB: 0 BB: 0 P: 3	R: 0 E: 0 K: 2 S: 7	H: 0 LOB: 0 BB: 0 P: 7	R: 0 E: 1 K: 1 S: 6	H: 0 LOB: 1 BB: 0 P: 6	R: 0 E: 0 K: 2 S: 7	H: 0 LOB: 0 BB: 0 P: 7	R: 0 E: 0 K: 0 S: 3	H: 0 LOB: 0 BB: 0 P: 3	R: 0 E: 0 K: 2 S: 8	H: 1 LOB: 2 BB: 1 P: 12	1B: 6 2B: 2 3B: 0 HR: 0	SF: 0 SAC: 0 DP: 1 HBP: 0	WP: 0 PB: 0 SB: 1 CS: 0	PA: 37	
PITCHER	IP WLS BF H R ER SO BB IBB HBP BLK WP HR S P ERA WHIP	IP WLS BF H R ER SO BB IBB HBP BLK WP HR S P ERA WHIP	IP WLS BF H R ER SO BB IBB HBP BLK WP HR S P ERA WHIP	IP WLS BF H R ER SO BB IBB HBP BLK WP HR S P ERA WHIP	IP WLS BF H R ER SO BB IBB HBP BLK WP HR S P ERA WHIP	IP WLS BF H R ER SO BB IBB HBP BLK WP HR S P ERA WHIP	IP WLS BF H R ER SO BB IBB HBP BLK WP HR S P ERA WHIP	IP WLS BF H R ER SO BB IBB HBP BLK WP HR S P ERA WHIP	IP WLS BF H R ER SO BB IBB HBP BLK WP HR S P ERA WHIP	IP WLS BF H R ER SO BB IBB HBP BLK WP HR S P ERA WHIP	IP WLS BF H R ER SO BB IBB HBP BLK WP HR S P ERA WHIP	IP WLS BF H R ER SO BB IBB HBP BLK WP HR S P ERA WHIP	IP WLS BF H R ER SO BB IBB HBP BLK WP HR S P ERA WHIP	IP WLS BF H R ER SO BB IBB HBP BLK WP HR S P ERA WHIP	IP WLS BF H R ER SO BB IBB HBP BLK WP HR S P ERA WHIP	IP WLS BF H R ER SO BB IBB HBP BLK WP HR S P ERA WHIP	IP WLS BF H R ER SO BB IBB HBP BLK WP HR S P ERA WHIP	IP WLS BF H R ER SO BB IBB HBP BLK WP HR S P ERA WHIP	IP WLS BF H R ER SO BB IBB HBP BLK WP HR S P ERA WHIP	IP WLS BF H R ER SO BB IBB HBP BLK WP HR S P ERA WHIP	IP WLS BF H R ER SO BB IBB HBP BLK WP HR S P ERA WHIP	IP WLS BF H R ER SO BB IBB HBP BLK WP HR S P ERA WHIP	IP WLS BF H R ER SO BB IBB HBP BLK WP HR S P ERA WHIP

Washington Nationals @ Atlanta Braves
Stadium at the ESPN Wide World of Sports, Lake Buena Vista
Thu Mar 01 2018, 1:07 PM - 3:53 PM EST
Att: 3,286 - Sunny - 78 F

AB	35
R	2
H	8
RBI	2
BB	2
SO	11
LOB	11



Batter	1	2	3	4	5	6	7	8	9	AB	R	H	RBI	BB	SO	LOB	TOP					
7 Trea Turner, R OBP: 0.545, SLG: 0.286 9 Rafael Bautista, R OBP: 0.154, SLG: 0.083										1	1	0	0	2	0	1	Washington Nationals @ New York Mets First Data Field, Port St. Lucie, FL Fri Mar 02 2018, 1:15 PM - 3:36 PM EST Att: 3,625 - Sunny - 80 F					
12 Howie Kendrick, R OBP: 0.463, SLG: 0.375 17 Alejandro De Aza, L OBP: 1.000, SLG: 1.000										3	0	1	1	0	0	1						
11 Ryan Zimmerman, R OBP: 0.500, SLG: 1.000 74 Taylor Gushue, S OBP: 0.100, SLG: 0.100										2	0	1	0	0	0	1						
32 Matt Wieters, S OBP: 0.429, SLG: 0.857 63 Osvaldo Abreu, R OBP: 0.143, SLG: 0.143										3	0	1	0	0	0	2						
3 Michael Taylor, R OBP: 0.111, SLG: 0.111 66 Jhonatan Solano, R OBP: 0.111, SLG: 0.111										3	0	0	0	0	1	3						
45 Andrew Stevenson, L OBP: 0.368, SLG: 0.471 14 Victor Robles, R OBP: 0.389, SLG: 0.647										2	1	1	1	0	0	0						
61 Chris Dominguez, R OBP: 0.231, SLG: 0.231 71 José Marmolejos, L OBP: 0.316, SLG: 0.333										2	0	0	0	0	0	1						
49 Moisés Sierra, R OBP: 0.429, SLG: 0.615 73 Kelvin Gutiérrez, R OBP: 0.294, SLG: 0.200										2	0	0	0	0	1	1						
19 Matt Reynolds, R OBP: 0.500, SLG: 0.300 17 Reid Brignac, L OBP: 0.308, SLG: 0.111										1	0	0	0	0	0	1						
Inning Stats	R: 1 E: 0 K: 1 S: 6	H: 1 LOB: 1 BB: 1 P: 10	R: 0 E: 0 K: 1 S: 5	H: 1 LOB: 0 BB: 0 P: 6	R: 0 E: 0 K: 1 S: 4	H: 0 LOB: 0 BB: 1 P: 8	R: 0 E: 0 K: 0 S: 4	H: 1 LOB: 1 BB: 0 P: 4	R: 0 E: 0 K: 0 S: 4	H: 1 LOB: 1 BB: 0 P: 4	R: 1 E: 1 K: 0 S: 7	H: 1 LOB: 1 BB: 0 P: 9	R: 0 E: 0 K: 0 S: 3	H: 1 LOB: 0 BB: 0 P: 3	R: 0 E: 0 K: 0 S: 3	H: 0 LOB: 0 BB: 0 P: 3		1B: 3 2B: 3 3B: 0 HR: 1	SF: 0 SAC: 0 DP: 2 HBP: 0	WP: 0 PB: 0 SB: 0 CS: 1	PA: 34	
PITCHER	IP WLS BF H R ER SO BB IBB HBP BLK WP HR S P ERA WHIP	IP WLS BF H R ER SO BB IBB HBP BLK WP HR S P ERA WHIP	IP WLS BF H R ER SO BB IBB HBP BLK WP HR S P ERA WHIP	IP WLS BF H R ER SO BB IBB HBP BLK WP HR S P ERA WHIP	IP WLS BF H R ER SO BB IBB HBP BLK WP HR S P ERA WHIP	IP WLS BF H R ER SO BB IBB HBP BLK WP HR S P ERA WHIP	IP WLS BF H R ER SO BB IBB HBP BLK WP HR S P ERA WHIP	IP WLS BF H R ER SO BB IBB HBP BLK WP HR S P ERA WHIP	IP WLS BF H R ER SO BB IBB HBP BLK WP HR S P ERA WHIP	IP WLS BF H R ER SO BB IBB HBP BLK WP HR S P ERA WHIP	IP WLS BF H R ER SO BB IBB HBP BLK WP HR S P ERA WHIP	IP WLS BF H R ER SO BB IBB HBP BLK WP HR S P ERA WHIP	IP WLS BF H R ER SO BB IBB HBP BLK WP HR S P ERA WHIP	IP WLS BF H R ER SO BB IBB HBP BLK WP HR S P ERA WHIP	IP WLS BF H R ER SO BB IBB HBP BLK WP HR S P ERA WHIP	IP WLS BF H R ER SO BB IBB HBP BLK WP HR S P ERA WHIP	IP WLS BF H R ER SO BB IBB HBP BLK WP HR S P ERA WHIP	IP WLS BF H R ER SO BB IBB HBP BLK WP HR S P ERA WHIP	IP WLS BF H R ER SO BB IBB HBP BLK WP HR S P ERA WHIP	IP WLS BF H R ER SO BB IBB HBP BLK WP HR S P ERA WHIP	IP WLS BF H R ER SO BB IBB HBP BLK WP HR S P ERA WHIP	IP WLS BF H R ER SO BB IBB HBP BLK WP HR S P ERA WHIP

AB	32
R	2
H	7
RBI	2
BB	2
SO	3
LOB	15



Batter	1	2	3	4	5	6	7	8	9	AB	R	H	RBI	BB	SO	LOB	BOTTOM					
7 José Reyes, S OBP: 0.167, SLG: 0.182 2 Gavin Cecchini, R OBP: 0.700, SLG: 1.571										3	0	0	0	0	0	0	Washington Nationals @ New York Mets First Data Field, Port St. Lucie, FL Fri Mar 02 2018, 1:15 PM - 3:36 PM EST Att: 3,625 - Sunny - 80 F					
19 Jay Bruce, L OBP: 0.400, SLG: 0.600 80 Arnaldo Berrios, S OBP: 0.286, SLG: 0.857										2	0	0	0	0	1	0						
23 Adrián González, L OBP: 0.250, SLG: 0.182 74 Pete Alonso, R OBP: 0.400, SLG: 0.250										3	0	1	0	0	0	0						
83 Tim Tebow, L OBP: 0.143, SLG: 0.143 26 Kevin Plawecki, R OBP: 0.687, SLG: 0.714										3	0	1	0	0	1	0						
1 Amed Rosario, R OBP: 0.250, SLG: 0.333 85 J.J. Franco, R OBP: 0.667, SLG: 0.714										2	0	0	0	0	0	2						
12 Juan Lagares, R OBP: 0.385, SLG: 0.333										1	0	0	0	0	0	0						
59 Jose Lobaton, S OBP: 0.333, SLG: 0.583 70 Patrick Mazaika, L OBP: 0.571, SLG: 0.400										2	0	0	0	0	1	0						
16 Matthew den Dekker, L OBP: 0.357, SLG: 0.250 87 Jhoan Ureña, S OBP: 0.500, SLG: 0.333										1	0	0	0	0	0	0						
75 David Thompson, R OBP: 0.375, SLG: 0.357 84 Jeff McNeil, L OBP: 0.500, SLG: 0.333										2	0	0	0	0	2	0						
Inning Stats	R: 0 E: 0 K: 1 S: 5	H: 0 LOB: 0 BB: 0 P: 5	R: 0 E: 0 K: 1 S: 5	H: 0 LOB: 0 BB: 0 P: 5	R: 0 E: 0 K: 3 S: 9	H: 0 LOB: 0 BB: 0 P: 9	R: 0 E: 0 K: 0 S: 5	H: 2 LOB: 2 BB: 0 P: 6	R: 0 E: 0 K: 0 S: 3	H: 0 LOB: 0 BB: 0 P: 3	R: 0 E: 0 K: 1 S: 5	H: 0 LOB: 0 BB: 0 P: 5	R: 0 E: 0 K: 0 S: 4	H: 0 LOB: 1 BB: 0 P: 4	R: 0 E: 0 K: 0 S: 3	H: 0 LOB: 0 BB: 0 P: 3		R: 1 E: 0 K: 1 S: 8	H: 1 LOB: 1 BB: 0 P: 8	1B: 2 2B: 0 3B: 0 HR: 1	SF: 0 SAC: 0 DP: 0 HBP: 0	WP: 2 PB: 0 SB: 0 CS: 0
PITCHER	IP WLS BF H R ER SO BB IBB HBP BLK WP HR S P ERA WHIP	IP WLS BF H R ER SO BB IBB HBP BLK WP HR S P ERA WHIP	IP WLS BF H R ER SO BB IBB HBP BLK WP HR S P ERA WHIP	IP WLS BF H R ER SO BB IBB HBP BLK WP HR S P ERA WHIP	IP WLS BF H R ER SO BB IBB HBP BLK WP HR S P ERA WHIP	IP WLS BF H R ER SO BB IBB HBP BLK WP HR S P ERA WHIP	IP WLS BF H R ER SO BB IBB HBP BLK WP HR S P ERA WHIP	IP WLS BF H R ER SO BB IBB HBP BLK WP HR S P ERA WHIP	IP WLS BF H R ER SO BB IBB HBP BLK WP HR S P ERA WHIP	IP WLS BF H R ER SO BB IBB HBP BLK WP HR S P ERA WHIP	IP WLS BF H R ER SO BB IBB HBP BLK WP HR S P ERA WHIP	IP WLS BF H R ER SO BB IBB HBP BLK WP HR S P ERA WHIP	IP WLS BF H R ER SO BB IBB HBP BLK WP HR S P ERA WHIP	IP WLS BF H R ER SO BB IBB HBP BLK WP HR S P ERA WHIP	IP WLS BF H R ER SO BB IBB HBP BLK WP HR S P ERA WHIP	IP WLS BF H R ER SO BB IBB HBP BLK WP HR S P ERA WHIP	IP WLS BF H R ER SO BB IBB HBP BLK WP HR S P ERA WHIP	IP WLS BF H R ER SO BB IBB HBP BLK WP HR S P ERA WHIP	IP WLS BF H R ER SO BB IBB HBP BLK WP HR S P ERA WHIP	IP WLS BF H R ER SO BB IBB HBP BLK WP HR S P ERA WHIP	IP WLS BF H R ER SO BB IBB HBP BLK WP HR S P ERA WHIP	IP WLS BF H R ER SO BB IBB HBP BLK WP HR S P ERA WHIP

AB	32
R	1
H	3
RBI	1
BB	0
SO	7
LOB	5



Batter	1	2	3	4	5	6	7	8	9	AB	R	H	RBI	BB	SO	LOB	TOP					
8 Brian Goodwin, L (1, 8) OBP: 0.385, SLG: 0.273 14 Victor Robles, R (5, PH) OBP: 0.350, SLG: 0.579										3	1	2	1	0	0	1	Washington Nationals @ Houston Astros TEAM Ballpark of the Palm Beaches, West Palm Beach, FL Sat Mar 03 2018, 1:09 PM - 4:04 PM EST Att: 5,135 - Sunny - 75 F	AB 35 R 8 H 8 RBI 5 BB 6 SO 11 LOB 23				
1 Wilmer Difo, S (1, 4) 19 Matt Reynolds, R (5, 7)										2	1	0	0	1	0	2						
34 Bryce Harper, L (1, 10) 5 Yasel Antuna, S (6, PH) (6, 10)										2	0	0	0	1	2	3						
14 Miguel Montero, L (1, 2) 64 Spencer Kieboom, R (6, PH) OBP: 0.294, SLG: 0.250										2	1	1	0	0	1	1						
71 José Marmolejos, L (1, 3) 49 Moisés Sierra, R (5, 9) OBP: 0.500, SLG: 0.643										3	1	1	1	0	0	2						
45 Andrew Stevenson, L (1, 7) 61 Chris Dominguez, R (5, 3) OBP: 0.264, SLG: 0.450										3	0	1	0	0	1	1						
73 Kelvin Gutiérrez, R (1, 5) 5 Adrián Sánchez, R (5, 5) OBP: 0.214, SLG: 0.231										2	1	1	2	1	1	0						
17 Reid Brignac, L (1, 6) 63 Osvaldo Abreu, R (5, 4) OBP: 0.125, SLG: 0.125										1	1	0	0	2	0	0						
9 Rafael Bautista, R (1, 9) 9 Carter Kieboom, R (5, 6)										1	0	0	0	0	1	1						
Inning Stats	R: 0 E: 0 K: 2 S: 9	H: 1 LOB: 1 BB: 0 P: 9	R: 0 E: 0 K: 2 S: 7	H: 0 LOB: 0 BB: 0 P: 7	R: 0 E: 0 K: 1 S: 6	H: 1 LOB: 1 BB: 0 P: 6	R: 0 E: 0 K: 0 S: 3	H: 1 LOB: 1 BB: 1 P: 7	R: 7 E: 2 K: 2 S: 11	H: 3 LOB: 3 BB: 5 P: 32	R: 0 E: 0 K: 1 S: 5	H: 0 LOB: 0 BB: 0 P: 5	R: 1 E: 0 K: 2 S: 8	H: 1 LOB: 1 BB: 0 P: 9	R: 0 E: 1 K: 0 S: 4	H: 0 LOB: 1 BB: 0 P: 4			R: 0 E: 0 K: 1 S: 5	H: 1 LOB: 0 BB: 0 P: 5	1B: 6 2B: 2 3B: 0 HR: 0	SF: 0 SAC: 0 DP: 2 HBP: 2
PITCHER	IP WLS BF H R ER SO BB IBB HBP BLK WP HR S P ERA WHIP	3.0 11 2 0 0 5 0 0 0 0 0 0 0 22 22 0.00 0.667	1.0 4 1 0 0 0 1 0 0 0 0 0 0 3 7 0.00 2.000	0.0 3 0 3 3 0 3 0 0 0 0 0 0 0 12 ∞ ∞	0.1 7 3 4 3 1 1 0 1 0 1 0 7 12 81.00 12.000	2.2 11 1 1 1 4 1 0 1 0 0 0 0 17 22 3.38 0.750											PITCHER	IP WLS BF H R ER SO BB IBB HBP BLK WP HR S P ERA WHIP	2.0 7 1 0 0 1 0 0 0 0 0 0 0 9 9 0.00 0.500			

Batter	1	2	3	4	5	6	7	8	9	AB	R	H	RBI	BB	SO	LOB	BOTTOM							
9 Marwin Gonzalez, S (1, 5) 96 Antonio Nunez, R (6, 5)										3	0	0	0	0	1	1	Washington Nationals @ Houston Astros TEAM Ballpark of the Palm Beaches, West Palm Beach, FL Sat Mar 03 2018, 1:09 PM - 4:04 PM EST Att: 5,135 - Sunny - 75 F	AB 31 R 1 H 3 RBI 1 BB 1 SO 6 LOB 10						
21 Derek Fisher, L (1, 7) 75 Alejandro García, R (7, 7) OBP: 0.500, SLG: 0.571										3	0	1	0	0	0	0								
1 Carlos Correa, R (1, 6) 97 Anibal Sierra, R (7, 6) OBP: 0.286, SLG: 0.231										3	0	0	0	0	2	2								
16 Brian McCann, L (1, 10) 80 Jamie Ritchie, R (9, PH) OBP: 0.333, SLG: 0.333										3	0	0	0	0	0	2								
23 AJ Reed, L (1, 3) 79 Kyle Tucker, L (1, 9) OBP: 0.333, SLG: 0.833										4	0	0	0	0	0	1								
12 Max Stassi, R (1, 2) 92 Alex De Goli, R (5, PR) OBP: 0.167, SLG: 0.333										1	0	0	0	1	0	1								
18 Tony Kemp, L (1, 4) 77 Garrett Stubbs, L (6, 2) OBP: 0.333, SLG: 0.444										2	0	1	1	0	0	1								
78 Drew Ferguson, R (1, 8)										3	0	0	0	0	1	2								
Inning Stats	R: 0 E: 0 K: 2 S: 8	H: 1 LOB: 1 BB: 0 P: 9	R: 1 E: 1 K: 0 S: 5	H: 2 LOB: 1 BB: 0 P: 6	R: 0 E: 0 K: 1 S: 5	H: 0 LOB: 0 BB: 0 P: 5	R: 0 E: 0 K: 0 S: 3	H: 0 LOB: 0 BB: 0 P: 3	R: 0 E: 0 K: 0 S: 3	H: 0 LOB: 2 BB: 1 P: 8	R: 0 E: 1 K: 0 S: 4	H: 0 LOB: 1 BB: 0 P: 5	R: 0 E: 0 K: 0 S: 3	H: 0 LOB: 0 BB: 0 P: 3	R: 0 E: 0 K: 1 S: 5	H: 0 LOB: 0 BB: 0 P: 5			R: 0 E: 0 K: 2 S: 7	H: 0 LOB: 0 BB: 0 P: 7	1B: 2 2B: 1 3B: 0 HR: 0	SF: 0 SAC: 0 DP: 0 HBP: 0	WP: 3 PB: 0 SB: 1 CS: 0	PA: 32
PITCHER	IP WLS BF H R ER SO BB IBB HBP BLK WP HR S P ERA WHIP	2.0 9 3 0 0 0 1 0 0 0 0 0 0 5 5 0.00 0.000	1.0 3 0 0 0 0 0 0 0 0 0 0 0 3 3 0.00 0.000	1.0 4 0 0 0 0 0 1 0 0 0 0 1 0 3 8 0.00 1.000	2.0 7 0 0 0 0 0 0 0 0 0 0 0 0 7 8 0.00 0.000											PITCHER			IP WLS BF H R ER SO BB IBB HBP BLK WP HR S P ERA WHIP	1.0 3 0 0 0 2 0 0 0 0 0 0 0 7 7 0.00 0.000				

Batter	1	2	3	4	5	6	7	8	9	AB	R	H	RBI	BB	SO	LOB				
49 Dixon Machado, R OBP: 0.250, SLG: 0.250 82 Kody Eaves, L OBP: 0.444, SLG: 0.286										3	1	1	0	0	1	0				
1 Jose Iglesias, R OBP: 0.438, SLG: 0.333 40 Sergio Alcántara, S OBP: 0.412, SLG: 0.357										3	1	1	0	0	0	1				
24 Miguel Cabrera, R OBP: 0.339, SLG: 0.438 72 Dominic Fiocciello, S OBP: 0.444, SLG: 0.571										3	0	1	0	0	0	1				
46 Jeimer Candelario, S OBP: 0.450, SLG: 0.750 76 Niko Goodrum, S OBP: 0.421, SLG: 0.941										3	0	1	1	0	0	2				
55 John Hicks, R OBP: 0.222, SLG: 0.353 89 Jake Rogers, R OBP: 0.167, SLG: 0.167										3	0	1	0	0	0	1				
37 James Adduci, L OBP: 0.500, SLG: 0.813 74 Edwin Espinal, R OBP: 0.278, SLG: 0.375										2	0	2	1	0	0	0				
81 Pete Kozma, R OBP: 0.444, SLG: 0.167										1	0	0	0	0	0	0				
21 JaCoby Jones, R OBP: 0.429, SLG: 0.538 13 Mike Gerber, L OBP: 0.286, SLG: 0.385										2	0	0	0	0	1	1				
18 Dawel Lugo, R OBP: 0.364, SLG: 0.222										1	0	0	0	0	0	1				
78 Chad Huffman, R OBP: 0.188, SLG: 0.333 80 Ronny Rodríguez, R OBP: 0.316, SLG: 0.421										2	0	0	0	0	0	1				
22 Victor Reyes, S OBP: 0.235, SLG: 0.133 70 Harold Castro, L OBP: 0.182, SLG: 0.100										2	0	0	0	0	0	0				
Inning Stats	R: 1 E: 0 K: 1 S: 8	H: 4 LOB: 2 BB: 0 P: 8	R: 0 E: 0 K: 0 S: 3	H: 0 LOB: 0 BB: 0 P: 3	R: 1 E: 0 K: 0 S: 5	H: 2 LOB: 1 BB: 0 P: 5	R: 0 E: 0 K: 1 S: 5	H: 1 LOB: 0 BB: 0 P: 5	R: 0 E: 0 K: 0 S: 3	H: 0 LOB: 0 BB: 0 P: 3	R: 0 E: 0 K: 0 S: 6	H: 1 LOB: 1 BB: 0 P: 6	R: 0 E: 0 K: 3 S: 10	H: 1 LOB: 1 BB: 0 P: 10	R: 0 E: 0 K: 0 S: 3	H: 1 LOB: 0 BB: 0 P: 3	1B: 9 2B: 0 3B: 1 HR: 0	SF: 0 SAC: 0 DP: 2 HBP: 0	WP: 0 PB: 0 SB: 0 CS: 0	PA: 34
PITCHER	IP: 3.0 WLS: W BF: 14 ERA: 3.6	H: 6 R: 2 ER: 2 SO: 1	BB: 0 IBB: 0 HBP: 0 BLK: 0	WP: 0 HR: 0 S: 16 P: 16	ERA: 6.00 WHIP: 2.000	IP: 1.0 WLS: H BF: 3 ERA: 4.5	H: 1 R: 0 ER: 0 SO: 0	BB: 0 IBB: 0 HBP: 0 BLK: 0	WP: 0 HR: 0 S: 3 P: 3	ERA: 0.00 WHIP: 1.000										
47 Gio González, L ERA: 3.6	26 Trevor Gott, R ERA: 4.1	44 Ryan Madson, R ERA: 5.1	33 Matt Grace, L ERA: 2.25	51 Wander Suero, R ERA: 8.1	67 Jaron Long, R ERA: 4.5															

DETROIT TIGERS @ WASHINGTON NATIONALS
 Sun Mar 04 2018, 1:08 PM - 3:39 PM EST
 Att. 4,481 - Partly Cloudy - 73 F

TEAM Ballpark of the Palm Beaches, West Palm Beach, FL

livebaseballscorecards.com

AB	34
R	2
H	10
RBI	2
BB	0
SO	6
LOB	11

Batter	1	2	3	4	5	6	7	8	9	AB	R	H	RBI	BB	SO	LOB				
12 Howie Kendrick, R OBP: 0.500, SLG: 0.455 25 Juan Soto, L										3	2	2	0	0	0	0				
6 Anthony Rendon, R OBP: 0.333, SLG: 0.250 49 Moisés Sierra, R OBP: 0.471, SLG: 0.600										3	0	0	0	0	2	3				
34 Bryce Harper, L OBP: 0.364, SLG: 0.700 17 Drew Ward, L										3	2	2	3	0	1	0				
15 Matt Adams, L OBP: 0.571, SLG: 0.833 74 Taylor Gushue, S OBP: 0.091, SLG: 0.091										3	1	3	1	0	0	0				
32 Matt Wieters, S OBP: 0.500, SLG: 0.778 5 Adrián Sánchez, R OBP: 0.200, SLG: 0.214										2	0	1	1	1	1	1				
14 Miguel Montero, L OBP: 0.308, SLG: 0.200 9 Carter Kieboom, R OBP: 0.500, SLG: 1.000										2	0	0	0	1	1	1				
14 Víctor Robles, R OBP: 0.500, SLG: 0.500 13 Ian Sagdal, L										3	0	0	0	0	2	4				
45 Andrew Stevenson, L OBP: 0.320, SLG: 0.391 27 Blake Perkins, S										3	0	0	0	0	1	1				
19 Matt Reynolds, R OBP: 0.474, SLG: 0.231 17 Reid Brignac, L OBP: 0.412, SLG: 0.100										1	1	0	0	2	0	0				
Inning Stats	R: 0 E: 0 K: 1 S: 5	H: 2 LOB: 1 BB: 0 P: 9	R: 2 E: 0 K: 2 S: 11	H: 3 LOB: 3 BB: 2 P: 20	R: 3 E: 1 K: 2 S: 10	H: 3 LOB: 1 BB: 1 P: 14	R: 0 E: 0 K: 1 S: 5	H: 0 LOB: 0 BB: 0 P: 5	R: 0 E: 0 K: 1 S: 4	H: 0 LOB: 0 BB: 0 P: 8	R: 0 E: 0 K: 1 S: 5	H: 0 LOB: 0 BB: 0 P: 5	R: 0 E: 0 K: 1 S: 6	H: 1 LOB: 2 BB: 1 P: 10	R: 0 E: 0 K: 1 S: 6	H: 1 LOB: 1 BB: 1 P: 10	1B: 6 2B: 1 3B: 1 HR: 1	SF: 0 SAC: 0 DP: 0 HBP: 0	WP: 0 PB: 0 SB: 0 CS: 1	PA: 37
PITCHER	IP: 2.2 WLS: L BF: 15 ERA: 20.25	H: 5 R: 3 ER: 3 SO: 4	BB: 2 IBB: 0 HBP: 0 BLK: 0	WP: 0 HR: 1 S: 22 P: 31	ERA: 10.12 WHIP: 2.625	IP: 1.0 WLS: L BF: 5 ERA: 10.13	H: 1 R: 0 ER: 0 SO: 1	BB: 1 IBB: 0 HBP: 0 BLK: 0	WP: 0 HR: 0 S: 6 P: 10	ERA: 0.00 WHIP: 2.000										
30 Alex Wilson, R ERA: 20.25	54 Drew VerHagen, R ERA: 4.15	66 Eduardo Jiménez, R ERA: 5.1	60 Gerson Moreno, R ERA: 2.45	67 Enrique Burgos, R ERA: 10.13	77 Joe Jiménez, R ERA: 8.1															

DETROIT TIGERS @ WASHINGTON NATIONALS
 Sun Mar 04 2018, 1:08 PM - 3:39 PM EST
 Att. 4,481 - Partly Cloudy - 73 F

TEAM Ballpark of the Palm Beaches, West Palm Beach, FL

livebaseballscorecards.com

AB	32
R	6
H	9
RBI	5
BB	5
SO	11
LOB	15

Batter	1	2	3	4	5	6	7	8	9	AB	R	H	RBI	BB	SO	LOB	TOP							
7 Trea Turner, R OBP: 0.476, SLG: 0.353 17 Reid Brignac, L OBP: 0.429, SLG: 0.154																	3 1 2 0 0 1 2 1 0 1 1 1 0 0							
32 Matt Wieters, S OBP: 0.500, SLG: 0.615 25 Juan Soto, L OBP: 0.429, SLG: 0.600																	2 0 0 0 1 0 2 1 0 0 0 1 0 1							
34 Bryce Harper, L OBP: 0.333, SLG: 0.588 71 José Marmolejos, L (9, PH) OBP: 0.258, SLG: 0.367																	4 0 1 0 0 1 3 1 0 0 0 0 0 1							
14 Victor Robles, R OBP: 0.310, SLG: 0.481 9 Rafael Bautista, R OBP: 0.190, SLG: 0.105																	3 0 1 1 0 0 2 2 0 0 0 0 2 1							
15 Matt Adams, L OBP: 0.500, SLG: 0.727 61 Chris Dominguez, R (5, 3) OBP: 0.375, SLG: 0.583																	2 0 0 0 0 1 2 2 2 2 0 0 0 0							
18 Ryan Raburn, R OBP: 0.400, SLG: 0.250 6 Daniel Johnson, L OBP: 0.400, SLG: 0.250																	2 0 0 0 1 0 1 1 0 0 0 0 0 1							
49 Moisés Sierra, R OBP: 0.320, SLG: 0.619 5 Adrián Sánchez, R OBP: 0.250, SLG: 0.263																	3 0 2 1 0 0 1 1 0 0 0 0 0 1							
73 Kelvin Gutiérrez, R OBP: 0.276, SLG: 0.240 64 Spencer Kieboom, R OBP: 0.391, SLG: 0.333																	3 0 0 0 0 0 4 1 0 1 0 0 0 0							
19 Matt Reynolds, R OBP: 0.385, SLG: 0.158 63 Osvaldo Abreu, R OBP: 0.250, SLG: 0.100																	3 0 0 0 0 1 4 0 0 0 0 1 0 0							
Inning Stats	R: 1 E: 0 K: 2 S: 9	H: 2 LOB: 1 BB: 0 P: 10	R: 0 E: 1 K: 2 S: 8	H: 0 LOB: 2 BB: 1 P: 12	R: 0 E: 0 K: 0 S: 3	H: 0 LOB: 1 BB: 1 P: 7	R: 0 E: 0 K: 0 S: 4	H: 1 LOB: 1 BB: 0 P: 4	R: 0 E: 0 K: 0 S: 4	H: 2 LOB: 1 BB: 0 P: 4	R: 1 E: 0 K: 1 S: 5	H: 2 LOB: 1 BB: 0 P: 5	R: 0 E: 0 K: 1 S: 6	H: 1 LOB: 1 BB: 0 P: 6	R: 1 E: 0 K: 0 S: 4	H: 2 LOB: 3 BB: 1 P: 13	R: 0 E: 0 K: 1 S: 4	H: 0 LOB: 0 BB: 1 P: 8	1B: 6 2B: 4 3B: 0 HR: 0	SF: 0 SAC: 0 DP: 2 HBP: 0	WP: 0 PB: 0 SB: 0 CS: 0	PA: 40		
PITCHER	IP WLS BF H R ER SO BB IBB HBP BLK WP HR S P ERA WHIP	IP WLS BF H R ER SO BB IBB HBP BLK WP HR S P ERA WHIP	IP WLS BF H R ER SO BB IBB HBP BLK WP HR S P ERA WHIP	IP WLS BF H R ER SO BB IBB HBP BLK WP HR S P ERA WHIP	IP WLS BF H R ER SO BB IBB HBP BLK WP HR S P ERA WHIP	IP WLS BF H R ER SO BB IBB HBP BLK WP HR S P ERA WHIP	IP WLS BF H R ER SO BB IBB HBP BLK WP HR S P ERA WHIP	IP WLS BF H R ER SO BB IBB HBP BLK WP HR S P ERA WHIP	IP WLS BF H R ER SO BB IBB HBP BLK WP HR S P ERA WHIP	IP WLS BF H R ER SO BB IBB HBP BLK WP HR S P ERA WHIP	IP WLS BF H R ER SO BB IBB HBP BLK WP HR S P ERA WHIP	IP WLS BF H R ER SO BB IBB HBP BLK WP HR S P ERA WHIP	IP WLS BF H R ER SO BB IBB HBP BLK WP HR S P ERA WHIP	IP WLS BF H R ER SO BB IBB HBP BLK WP HR S P ERA WHIP	IP WLS BF H R ER SO BB IBB HBP BLK WP HR S P ERA WHIP	IP WLS BF H R ER SO BB IBB HBP BLK WP HR S P ERA WHIP	IP WLS BF H R ER SO BB IBB HBP BLK WP HR S P ERA WHIP	IP WLS BF H R ER SO BB IBB HBP BLK WP HR S P ERA WHIP	IP WLS BF H R ER SO BB IBB HBP BLK WP HR S P ERA WHIP	IP WLS BF H R ER SO BB IBB HBP BLK WP HR S P ERA WHIP	IP WLS BF H R ER SO BB IBB HBP BLK WP HR S P ERA WHIP	IP WLS BF H R ER SO BB IBB HBP BLK WP HR S P ERA WHIP	IP WLS BF H R ER SO BB IBB HBP BLK WP HR S P ERA WHIP	IP WLS BF H R ER SO BB IBB HBP BLK WP HR S P ERA WHIP
50 Adam Wainwright, R ERA: 1.59 53 John Gant, R ERA: 2.16 90 Conner Greene, R ERA: 11.57 67 Matt Bowman, R ERA:	3.2 4.1 8.1 8.1	17 14 6 4	3 5 2 0	1 1 1 0	4 1 1 0	2 0 2 1	0 0 0 0	0 0 0 0	0 0 0 0	0 0 0 0	0 0 0 0	23 16 4 4	32 12 12 9	2.46 2.70 13.50 0.00	1.364 1.500 6.000 0.750									

Washington Nationals @ St. Louis Cardinals
Roger Dean Chevrolet Stadium, Jupiter, FL
Wed Mar 07 2018, 1:09 PM - 4:03 PM EST
Att: 5,109 - Overcast - 73 F

AB 35
R 3
H 10
RBI 3
BB 5
SO 6
LOB 26



Batter	1	2	3	4	5	6	7	8	9	AB	R	H	RBI	BB	SO	LOB	BOTTOM							
16 Koltan Wong, L OBP: 0.316, SLG: 0.250 41 Brevic Valera, S OBP: 0.263, SLG: 0.176																	2 0 0 0 1 0 2 1 0 1 2 0 0 0							
28 Tommy Pham, R OBP: 0.333, SLG: 0.563 75 Adolis García, R OBP: 0.429, SLG: 0.600																	3 0 0 0 0 1 1 1 0 0 0 0 0 3							
12 Paul DeJong, R OBP: 0.238, SLG: 0.283 66 Wilfredo Tovar, R OBP: 0.364, SLG: 0.455																	3 0 0 0 0 3 0 1 0 0 0 0 0 0							
19 Carson Kelly, R OBP: 0.261, SLG: 0.211 40 Luke Voit, R OBP: 0.397, SLG: 0.393 78 Randy Arozarena, R (8, PR) OBP: 0.375, SLG: 0.455 54 Alex Mejia, R OBP: 0.313, SLG: 0.333																	3 0 0 0 0 0 0 1 0 1 0 0 0 0 0 1 0 0 0 0 0 0 0 0 0 0 0 0							
73 Patrick Wisdom, R OBP: 0.259, SLG: 0.280																	4 1 1 0 0 1 1							
35 Greg García, L OBP: 0.391, SLG: 0.389 63 Tyler O'Neill, R OBP: 0.364, SLG: 0.222 46 Francisco Peña, R OBP: 0.333, SLG: 0.250																	3 1 2 1 0 0 1 0 1 0 0 0 0 0 1 0 1 1 0 0 0							
48 Harrison Bader, R OBP: 0.333, SLG: 0.393																	4 0 0 0 0 2 4							
93 Andrew Knizner, R OBP: 0.455, SLG: 0.750																	3 0 1 0 0 1 3							
74 Óscar Mercado, R OBP: 0.391, SLG: 0.278																	2 0 0 0 1 1 2							
Inning Stats	R: 0 E: 0 K: 2 S: 7	H: 0 LOB: 0 BB: 0 P: 7	R: 1 E: 0 K: 1 S: 9	H: 1 LOB: 0 BB: 0 P: 12	R: 0 E: 0 K: 0 S: 3	H: 0 LOB: 1 BB: 1 P: 8	R: 0 E: 0 K: 1 S: 5	H: 0 LOB: 0 BB: 0 P: 5	R: 0 E: 0 K: 2 S: 9	H: 2 LOB: 2 BB: 0 P: 9	R: 0 E: 0 K: 1 S: 5	H: 0 LOB: 0 BB: 0 P: 5	R: 2 E: 0 K: 2 S: 10	H: 2 LOB: 3 BB: 1 P: 14	R: 1 E: 0 K: 0 S: 5	H: 2 LOB: 1 BB: 0 P: 6	R: 0 E: 0 K: 1 S: 4	H: 0 LOB: 0 BB: 1 P: 8	1B: 5 2B: 1 3B: 0 HR: 1	SF: 0 SAC: 0 DP: 0 HBP: 0	WP: 1 PB: 0 SB: 2 CS: 0	PA: 34		
PITCHER	IP WLS BF H R ER SO BB IBB HBP BLK WP HR S P ERA WHIP	IP WLS BF H R ER SO BB IBB HBP BLK WP HR S P ERA WHIP	IP WLS BF H R ER SO BB IBB HBP BLK WP HR S P ERA WHIP	IP WLS BF H R ER SO BB IBB HBP BLK WP HR S P ERA WHIP	IP WLS BF H R ER SO BB IBB HBP BLK WP HR S P ERA WHIP	IP WLS BF H R ER SO BB IBB HBP BLK WP HR S P ERA WHIP	IP WLS BF H R ER SO BB IBB HBP BLK WP HR S P ERA WHIP	IP WLS BF H R ER SO BB IBB HBP BLK WP HR S P ERA WHIP	IP WLS BF H R ER SO BB IBB HBP BLK WP HR S P ERA WHIP	IP WLS BF H R ER SO BB IBB HBP BLK WP HR S P ERA WHIP	IP WLS BF H R ER SO BB IBB HBP BLK WP HR S P ERA WHIP	IP WLS BF H R ER SO BB IBB HBP BLK WP HR S P ERA WHIP	IP WLS BF H R ER SO BB IBB HBP BLK WP HR S P ERA WHIP	IP WLS BF H R ER SO BB IBB HBP BLK WP HR S P ERA WHIP	IP WLS BF H R ER SO BB IBB HBP BLK WP HR S P ERA WHIP	IP WLS BF H R ER SO BB IBB HBP BLK WP HR S P ERA WHIP	IP WLS BF H R ER SO BB IBB HBP BLK WP HR S P ERA WHIP	IP WLS BF H R ER SO BB IBB HBP BLK WP HR S P ERA WHIP	IP WLS BF H R ER SO BB IBB HBP BLK WP HR S P ERA WHIP	IP WLS BF H R ER SO BB IBB HBP BLK WP HR S P ERA WHIP	IP WLS BF H R ER SO BB IBB HBP BLK WP HR S P ERA WHIP	IP WLS BF H R ER SO BB IBB HBP BLK WP HR S P ERA WHIP	IP WLS BF H R ER SO BB IBB HBP BLK WP HR S P ERA WHIP	IP WLS BF H R ER SO BB IBB HBP BLK WP HR S P ERA WHIP
31 Max Scherzer, R ERA: 2.0 62 Sean Doolittle, L ERA: 27 Shawn Kelley, R ERA: 21 Brandon Kintzler, R ERA: 6.0 36 Sammy Solis, L ERA: 4.5	4.0 1.0 1.0 1.0 1.0	14 5 3 7 5	1 2 0 2 2	1 0 0 2 1	4 0 0 2 0	1 0 0 1 0	0 0 0 0 0	0 0 0 0 0	0 0 0 0 0	0 0 0 0 0	0 0 0 0 0	0 0 0 0 0	24 9 5 10 6	32 9 5 14 6	2.25 0.00 0.00 18.00 9.00	0.500 2.000 0.000 3.000 2.000								

Washington Nationals @ St. Louis Cardinals
Roger Dean Chevrolet Stadium, Jupiter, FL
Wed Mar 07 2018, 1:09 PM - 4:03 PM EST
Att: 5,109 - Overcast - 73 F

AB 32
R 4
H 7
RBI 4
BB 2
SO 9
LOB 17



Batter	1	2	3	4	5	6	7	8	9	AB	R	H	RBI	BB	SO	LOB	TOP																			
7 Trea Turner, R OBP: 0.407, SLG: 0.348 9 Rafael Bautista, R OBP: 0.182, SLG: 0.100	P6			K		K		G1-3		3	0	0	0	0	2	0	AB	31																		
14 Victor Robles, R OBP: 0.294, SLG: 0.438 49 Moisés Sierra, R OBP: 0.448, SLG: 0.520	F8			K		P3		F9		3	0	0	0	0	1	0	R	2																		
34 Bryce Harper, L OBP: 0.375, SLG: 0.565 17 Reid Brignac, L OBP: 0.458, SLG: 0.200	G4-3					K		45 WP 71 WP BB		3	0	1	0	0	1	0	H	3																		
6 Anthony Rendon, R OBP: 0.333, SLG: 0.200 45 Andrew Stevenson, L OBP: 0.344, SLG: 0.483		K				P4		71 WP 71 1B G2-3		3	0	0	0	0	1	1	RBI	1																		
15 Matt Adams, L OBP: 0.389, SLG: 0.706 61 Chris Dominguez, R OBP: 0.346, SLG: 0.538						L7		G2-3		3	0	0	0	0	2	0	BB	3																		
32 Matt Wieters, S OBP: 0.526, SLG: 0.571 71 José Marmolejos, L OBP: 0.257, SLG: 0.353						18 1B BB		1-2		1	0	0	0	2	0	0	SO	10																		
8 Brian Goodwin, L OBP: 0.280, SLG: 0.143 29 Pedro Severino, R OBP: 0.250, SLG: 0.250						P5		29 FC5-4 1B		3	0	0	0	0	2	0	LOB	9																		
18 Ryan Raburn, R OBP: 0.250, SLG: 0.143						F9		2-H 3-H 1-2		3	0	1	0	0	2	0																				
1 Wilmer Difo, S OBP: 0.148, SLG: 0.080 19 Matt Reynolds, R OBP: 0.429, SLG: 0.200						G6-3		1-2		3	0	0	0	0	1	2																				
Inning Stats	R: 0 E: 0 K: 0 S: 3	H: 0 LOB: 0 BB: 0 P: 3	R: 0 E: 0 K: 2 S: 7	H: 0 LOB: 0 BB: 0 P: 7	R: 0 E: 0 K: 1 S: 5	H: 0 LOB: 0 BB: 0 P: 5	R: 0 E: 0 K: 2 S: 8	H: 1 LOB: 1 BB: 0 P: 8	R: 0 E: 0 K: 1 S: 6	H: 1 LOB: 2 BB: 1 P: 10	R: 0 E: 0 K: 1 S: 5	H: 0 LOB: 1 BB: 1 P: 9	R: 0 E: 0 K: 1 S: 5	H: 0 LOB: 0 BB: 0 P: 5	R: 2 E: 1 K: 0 S: 5	H: 1 LOB: 1 BB: 1 P: 10	1B: 3 2B: 0 3B: 0 HR: 0	SF: 0 SAC: 0 DP: 0 HBP: 0	WP: 1 PB: 0 SB: 0 CS: 0	PA: 34																
PITCHER	IP	WLS	BF	H	R	ER	SO	BB	IBB	HBP	BLK	WP	HR	S	P	ERA	WHIP	PITCHER		IP	WLS	BF	H	R	ER	SO	BB	IBB	HBP	BLK	WP	HR	S	P	ERA	WHIP
60 Dallas Keuchel, L ERA: 3.38	3.2		12	1	0	0	5	0	0	0	0	0	0	22	22	0.00	0.273	64 Reynin Guduan, L ERA: 1.8		0.1	B	2	1	0	0	0	0	0	0	0	0	0	0	3	0.00	3.000
71 Matt Ramsey, R ERA: 10.13	0.1	H	1	0	0	0	0	0	0	0	0	0	0	1	1	0.00	0.000																			
29 Tony Sipp, L ERA: 7.71	1.0	H	5	1	0	0	1	1	0	0	0	0	0	6	10	0.00	2.000																			
36 Will Harris, R ERA: 4.15	1.0	H	3	0	0	0	2	0	0	0	0	0	0	7	7	0.00	0.000																			
63 David Paulino, R ERA:	2.2	H	11	0	2	0	2	2	0	0	0	0	0	13	21	0.00	0.750																			

Washington Nationals @ Houston Astros
 TEAM Ballpark of the Palm Beaches, West Palm Beach, FL
 Sat Mar 10 2018, 1:08 PM - 4:22 PM EST
 Att: 5,729 - Partly Cloudy - 75 F

livebaseballscorecards.com

WASHINGTON NATIONALS

Batter	1	2	3	4	5	6	7	8	9	AB	R	H	RBI	BB	SO	LOB	BOTTOM																			
4 George Springer, R OBP: 0.423, SLG: 0.667 79 Kyle Tucker, L OBP: 0.433, SLG: 0.929			G5-3		F8				F8	3	0	1	0	0	2	0	AB	32																		
2 Alex Bregman, R OBP: 0.333, SLG: 0.500 76 Jack Mayfield, R OBP: 0.355, SLG: 0.519						G6-3				2	0	1	1	1	0	0	R	2																		
27 Jose Altuve, R OBP: 0.452, SLG: 0.636 96 Antonio Nunez, R OBP: 0.333, SLG: 0.143										2	0	1	0	0	0	1	H	6																		
1 Carlos Correa, R OBP: 0.250, SLG: 0.222 92 Alex De Goli, R OBP: 0.357, SLG: 0.462										3	0	0	0	0	2	0	RBI	2																		
22 Josh Reddick, L OBP: 0.318, SLG: 0.250 65 Ronnie Dawson, L										2	1	1	0	0	0	0	BB	6																		
11 Evan Gattis, R OBP: 0.357, SLG: 0.292 44 Tim Federowicz, R OBP: 0.318, SLG: 0.222										3	0	0	0	0	1	0	SO	7																		
13 Tyler White, R OBP: 0.452, SLG: 0.524 23 AJ Reed, L OBP: 0.389, SLG: 0.581										2	0	0	0	0	1	0	LOB	21																		
12 Max Stassi, R OBP: 0.227, SLG: 0.450 77 Garrett Stubbs, L OBP: 0.263, SLG: 0.316										1	1	0	0	1	1	0																				
18 Tony Kemp, L OBP: 0.200, SLG: 0.212										2	0	0	0	1	0	2																				
Inning Stats	R: 0 E: 0 K: 1 S: 5	H: 1 LOB: 1 BB: 1 P: 10	R: 0 E: 0 K: 2 S: 7	H: 0 LOB: 0 BB: 0 P: 7	R: 1 E: 0 K: 0 S: 4	H: 1 LOB: 1 BB: 1 P: 8	R: 0 E: 0 K: 0 S: 3	H: 0 LOB: 0 BB: 0 P: 3	R: 0 E: 0 K: 1 S: 5	H: 0 LOB: 1 BB: 1 P: 10	R: 0 E: 1 K: 0 S: 4	H: 0 LOB: 3 BB: 1 P: 4	R: 0 E: 0 K: 1 S: 7	H: 2 LOB: 3 BB: 1 P: 11	R: 1 E: 0 K: 2 S: 9	H: 2 LOB: 2 BB: 1 P: 13	R: 0 E: 0 K: 0 S: 3	H: 0 LOB: 1 BB: 1 P: 7	1B: 5 2B: 1 3B: 0 HR: 0	SF: 0 SAC: 1 DP: 0 HBP: 0	WP: 1 PB: 0 SB: 1 CS: 0	PA: 39														
PITCHER	IP	WLS	BF	H	R	ER	SO	BB	IBB	HBP	BLK	WP	HR	S	P	ERA	WHIP	PITCHER		IP	WLS	BF	H	R	ER	SO	BB	IBB	HBP	BLK	WP	HR	S	P	ERA	WHIP
23 Erick Fedde, R ERA: 3.0	3.0		12	2	1	1	3	2	0	0	0	0	0	16	25	3.00	1.333	48 Chris Smith, R ERA: 1.93		1.0		4	0	0	0	0	1	0	0	0	0	0	3	7	0.00	1.000
44 Ryan Madson, R ERA:	1.0		3	0	0	0	0	0	0	0	0	0	0	3	3	0.00	0.000																			
53 Joaquin Benoit, R ERA: 9.0	1.0		4	0	0	0	1	1	0	0	0	1	0	5	10	0.00	1.000																			
46 Tommy Milone, L ERA:	2.0		10	2	0	0	1	1	0	0	0	0	0	11	15	0.00	1.500																			
55 Tim Collins, L ERA: 1.8	1.0		6	2	1	1	2	1	0	0	0	0	0	9	13	9.00	3.000																			

Washington Nationals @ Houston Astros
 TEAM Ballpark of the Palm Beaches, West Palm Beach, FL
 Sat Mar 10 2018, 1:08 PM - 4:22 PM EST
 Att: 5,729 - Partly Cloudy - 75 F

livebaseballscorecards.com

HOUSTON ASTROS

Batter	1	2	3	4	5	6	7	8	9	AB	R	H	RBI	BB	SO	LOB	TOP															
25 Dexter Fowler, S OBP: 0.269, SLG: 0.273 74 Oscar Mercado, R OBP: 0.360, SLG: 0.250	G6-3	F7		G5-3			P5		L8	4	0	0	0	0	0	3	St. Louis Cardinals @ Washington Nationals TEAM Ballpark of the Palm Beaches, West Palm Beach, FL Sun Mar 11 2018, 1:07 PM - 3:52 PM EDT Att: 5,329 - Partly Cloudy - 82 F	AB 35 R 4 H 8 RBI 4 BB 3 SO 7 LOB 12														
28 Tommy Pham, R OBP: 0.320, SLG: 0.455 54 Alex Mejia, R OBP: 0.227, SLG: 0.238	38 HR 1B		G4-3		F9		38 1B BB		K	3	1	1	0	1	0	0																
38 José Martínez, R OBP: 0.323, SLG: 0.598 78 Randy Arozarena, R OBP: 0.379, SLG: 0.519	1-H HR		G6-3		G6-3					4	1	2	2	0	0	0																
23 Marcell Ozuna, R OBP: 0.219, SLG: 0.321 66 Wilfredo Tovar, R OBP: 0.333, SLG: 0.417	G4-3		K		K				K	4	0	0	0	0	3	2																
12 Paul DeJong, R OBP: 0.321, SLG: 0.600 80 Edmundo Sosa, R OBP: 0.500, SLG: 0.438				4 1B 2B		G6-3			HR	3	2	2	1	1	0	0																
4 Yadier Molina, R OBP: 0.299, SLG: 0.400 46 Francisco Peña, R OBP: 0.273, SLG: 0.200	G1-3			16 FC4-6 3 BB 2-H		F8			F8	3	0	1	1	0	0	1																
3 Jedd Gyorko, R OBP: 0.156, SLG: 0.111 73 Patrick Wisdom, R OBP: 0.250, SLG: 0.300			K	16 FC4-6 BB		E5			35 CS	2	0	0	0	1	1	0																
16 Kolten Wong, L OBP: 0.240, SLG: 0.182 48 Harrison Bader, R OBP: 0.314, SLG: 0.394	G4-3			34 FC4-6 1 BB 1-2 2-3		K			K	3	0	0	0	0	1	3																
34 Yairo Muñoz, R OBP: 0.345, SLG: 0.621 35 Greg Garcia, L OBP: 0.407, SLG: 0.429				1-3 3-H					G5-3	3	0	1	0	0	0	2																
40 Luke Voit, R OBP: 0.306, SLG: 0.324								2-SAFE	CS	1	0	0	0	0	0	0																
Inning Stats	R: 2 E: 0 K: 0 S: 6	H: 2 LOB: 1 BB: 1 P: 12	R: 0 E: 0 K: 1 S: 6	H: 1 LOB: 1 BB: 0 P: 6	R: 0 E: 0 K: 1 S: 5	H: 0 LOB: 0 BB: 0 P: 5	R: 1 E: 0 K: 0 S: 5	H: 2 LOB: 2 BB: 1 P: 9	R: 0 E: 0 K: 1 S: 5	H: 0 LOB: 1 BB: 1 P: 6	R: 0 E: 0 K: 1 S: 6	H: 1 LOB: 2 BB: 1 P: 10	R: 1 E: 0 K: 1 S: 7	H: 2 LOB: 2 BB: 0 P: 8	R: 0 E: 0 K: 1 S: 5	H: 0 LOB: 0 BB: 0 P: 5	1B: 4 2B: 2 3B: 0 HR: 2	SF: 0 SAC: 0 DP: 0 HBP: 0	WP: 0 PB: 0 SB: 0 CS: 1	PA: 39												
PITCHER	IP WLS BF H R ER SO BB IBB HBP BLK WP HR S P ERA WHIP	57 Tanner Roark, R (1, 1) 4.0 19 5 3 3 2 2 0 0 0 0 0 1 22 32 6.75 1.750 36 Sammy Solis, L (5, 1) 1.0 3 0 0 0 1 0 0 0 0 0 0 0 5 5 0.00 0.000 62 Sean Doolittle, L (6, 1) 1.0 4 0 0 0 1 0 0 0 0 0 0 0 6 6 0.00 0.000 21 Brandon Kintzler, R (7, 1) 1.0 5 1 0 0 1 1 0 0 0 0 0 0 6 10 0.00 2.000 27 Shawn Kelley, R (8, 1) 1.0 L 4 2 1 1 1 0 0 0 0 0 0 1 7 8 9.00 2.000															IP WLS BF H R ER SO BB IBB HBP BLK WP HR S P ERA WHIP	60 Ismael Guillón, L (9, 1) 1.0 3 0 0 0 1 0 0 0 0 0 0 0 5 5 0.00 0.000														

Batter	1	2	3	4	5	6	7	8	9	AB	R	H	RBI	BB	SO	LOB	BOTTOM															
7 Trea Turner, R OBP: 0.379, SLG: 0.320 49 Moisés Sierra, R OBP: 0.419, SLG: 0.481	K			K		G6-3			F8	2	0	0	0	2	0	0	St. Louis Cardinals @ Washington Nationals TEAM Ballpark of the Palm Beaches, West Palm Beach, FL Sun Mar 11 2018, 1:07 PM - 3:52 PM EDT Att: 5,329 - Partly Cloudy - 82 F	AB 28 R 3 H 4 RBI 3 BB 3 SO 6 LOB 10														
12 Howie Kendrick, R OBP: 0.426, SLG: 0.389 17 Drew Ward, L (8, PH)	G6-3			K		F9			K	3	0	0	0	1	0	1																
34 Bryce Harper, L OBP: 0.348, SLG: 0.520 9 Rafael Bautista, R OBP: 0.250, SLG: 0.100	G3			G4-3						2	0	0	0	0	0	0																
6 Anthony Rendon, R OBP: 0.350, SLG: 0.294 61 Chris Dominguez, R OBP: 0.357, SLG: 0.543						14 F8 14 SF9 2B			F9	2	1	1	0	0	0	1																
14 Miguel Montero, L OBP: 0.333, SLG: 0.375 64 Spencer Kieboom, R, PH	L8					F8				2	0	0	0	0	1	1																
14 Victor Robles, R OBP: 0.278, SLG: 0.424 9 Carter Kieboom, R OBP: 0.250, SLG: 0.500	G5-3					2-3				2	0	1	0	0	0	1																
71 José Marmolejos, L OBP: 0.243, SLG: 0.333 45 Andrew Stevenson, L OBP: 0.364, SLG: 0.483										2	0	0	0	0	0	0																
18 Ryan Raburn, R OBP: 0.200, SLG: 0.111 5 Adrián Sánchez, R OBP: 0.238, SLG: 0.220										0	0	0	0	1	0	0																
19 Matt Reynolds, R OBP: 0.433, SLG: 0.364 17 Reid Brignac, L OBP: 0.480, SLG: 0.200										2	1	1	1	0	0	0																
Inning Stats	R: 0 E: 0 K: 1 S: 5	H: 0 LOB: 0 BB: 0 P: 5	R: 0 E: 0 K: 0 S: 3	H: 0 LOB: 0 BB: 0 P: 3	R: 0 E: 0 K: 1 S: 5	H: 0 LOB: 0 BB: 0 P: 5	R: 0 E: 0 K: 2 S: 7	H: 0 LOB: 0 BB: 0 P: 7	R: 1 E: 0 K: 0 S: 4	H: 1 LOB: 0 BB: 0 P: 4	R: 1 E: 0 K: 0 S: 5	H: 1 LOB: 0 BB: 0 P: 6	R: 1 E: 1 K: 1 S: 4	H: 2 LOB: 2 BB: 2 P: 13	R: 0 E: 0 K: 1 S: 4	H: 0 LOB: 0 BB: 0 P: 5			R: 0 E: 0 K: 1 S: 5	H: 0 LOB: 1 BB: 1 P: 9	1B: 1 2B: 1 3B: 0 HR: 2	SF: 1 SAC: 0 DP: 1 HBP: 1	WP: 0 PB: 0 SB: 0 CS: 2	PA: 33								
PITCHER	IP WLS BF H R ER SO BB IBB HBP BLK WP HR S P ERA WHIP	7 Luke Weaver, R (1, 1) 4.0 H 8 2 2 2 0 0 0 0 0 0 1 9 10 9.00 1.000 68 Austin Gombert, L (5, 1) 2.0 B 5 2 1 1 0 2 0 0 0 0 0 1 3 12 27.00 12.000 36 Sean Gilmartin, L (7, 1) 0.1 W 4 0 0 0 1 0 0 0 1 0 0 0 5 6 0.00 0.000 77 Josh Lucas, R (7, 1) 1.2 W 4 0 0 0 1 1 0 0 0 0 0 0 5 9 0.00 1.000 55 Dominic Leone, R (9, 1) 1.0 S 4 0 0 0 1 1 0 0 0 0 0 0 5 9 0.00 1.000															IP WLS BF H R ER SO BB IBB HBP BLK WP HR S P ERA WHIP	PITCHER 														

Batter	1	2	3	4	5	6	7	8	9	AB	R	H	RBI	BB	SO	LOB	TOP																					
12 Juan Lagares, R (1, 8) OBP: 0.231, SLG: 0.208	F8			K		F9		G5-3		4	0	0	0	0	1	0	New York Mets @ Washington Nationals																					
1 Amed Rosario, R (1, 6) OBP: 0.304, SLG: 0.545 84 Michael Paez, R (8, 6)	K			K		F9		HR		4	1	2	1	0	1	0	TEAM Ballpark of the Palm Beaches, West Palm Beach, FL																					
13 Asdrubal Cabrera, S (1, 4) OBP: 0.289, SLG: 0.240 11 Ty Kelly, S (7, 4)	K			F7			L6	F8		3	0	0	0	0	1	1	Tue Mar 13 2018, 7:07 PM - 9:59 PM EDT																					
21 Todd Frazier, R (1, 5) OBP: 0.233, SLG: 0.345 75 David Thompson, R (7, 5) OBP: 0.464, SLG: 0.391		K		K			K			2	0	0	0	1	2	0	Att. 4,942 - Clear - 66 F																					
4 Wilmer Flores, R (1, 3) OBP: 0.324, SLG: 0.412 74 Pete Alonso, R (7, 3) OBP: 0.294, SLG: 0.143		K		K				K		3	1	1	0	0	2	2	livebaseballscorecards.com																					
26 Kevin Plawecki, R (1, 2) OBP: 0.444, SLG: 0.583 77 Tomás Nido, R (7, 2) OBP: 0.250, SLG: 0.467			L6							3	1	1	0	0	1	0	AB 34																					
16 Matthew den Dekker, L (1, 7) OBP: 0.265, SLG: 0.138				K						3	1	1	1	1	2	0	R 4																					
76 Kevin Kaczmarski, L (1, 9) OBP: 0.286, SLG: 0.130				G4-3						4	0	1	2	0	1	1	H 7																					
70 Patrick Mazeika, L (1, 10) OBP: 0.308, SLG: 0.182				F8						4	0	0	0	0	1	2	RBI 4																					
Inning Stats	R: 0 E: 0 K: 2 S: 7	H: 0 LOB: 0 BB: 0 P: 7	R: 0 E: 0 K: 2 S: 7	H: 0 LOB: 0 BB: 0 P: 7	R: 0 E: 0 K: 1 S: 5	H: 0 LOB: 0 BB: 0 P: 5	R: 0 E: 1 K: 2 S: 9	H: 1 LOB: 2 BB: 1 P: 13	R: 0 E: 0 K: 0 S: 3	H: 0 LOB: 0 BB: 0 P: 3	R: 3 E: 0 K: 1 S: 9	H: 4 LOB: 1 BB: 0 P: 10	R: 1 E: 0 K: 1 S: 7	H: 2 LOB: 1 BB: 0 P: 8	R: 0 E: 0 K: 3 S: 9	H: 0 LOB: 1 BB: 1 P: 13	1B: 5 2B: 1 3B: 0 HR: 1	SF: 0 SAC: 0 DP: 0 HBP: 0	WP: 0 PB: 0 SB: 1 CS: 0	PA: 36																		
PITCHER	IP	WLS	BF	H	R	ER	SO	BB	IBB	HBP	BLK	WP	HR	S	P	ERA	WHIP	PITCHER			IP	WLS	BF	H	R	ER	SO	BB	IBB	HBP	BLK	WP	HR	S	P	ERA	WHIP	
31 Max Scherzer, R (1, 1) ERA: 1.29	5.0	W	17	1	0	0	9	1	0	0	0	0	0	35	39	0.00	0.400				5.0	W	17	1	0	0	0	9	1	0	0	0	0	0	35	39	0.00	0.400
48 Chris Smith, R (6, 1) ERA: 1.59	1.0		3	0	0	0	0	0	0	0	0	0	0	3	3	0.00	0.000				1.0		3	0	0	0	0	0	0	0	0	0	0	3	3	0.00	0.000	
44 Ryan Madson, R (7, 1) ERA: 6.75	1.0		7	4	3	3	1	0	0	0	0	0	0	9	10	27.00	4.000				1.0		7	4	3	3	1	0	0	0	0	9	10	27.00	4.000			
53 Joaquin Benoit, R (8, 1) ERA: 9.0	1.0	S	5	2	1	1	1	0	0	0	0	0	1	7	8	9.00	2.000				1.0	S	5	2	1	1	1	0	0	0	0	7	8	9.00	2.000			
55 Tim Collins, L (9, 1) ERA: 1.5	1.0		4	0	0	0	3	1	0	0	0	0	0	9	13	0.00	1.000				1.0		4	0	0	0	3	1	0	0	0	9	13	0.00	1.000			

Batter	1	2	3	4	5	6	7	8	9	AB	R	H	RBI	BB	SO	LOB	BOTTOM																				
1 Wilmer Difo, S (1, 4) OBP: 0.143, SLG: 0.091 19 Matt Reynolds, R (7, 4) OBP: 0.471, SLG: 0.348	G6-3	G4-3		G4-3		P6		F8		4	0	0	0	0	0	0	New York Mets @ Washington Nationals																				
7 Trea Turner, R (1, 6) OBP: 0.424, SLG: 0.333 49 Moisés Sierra, R (7, 7) OBP: 0.432, SLG: 0.469	SF9	K		BB		BB		BB		2	2	1	0	2	1	0	TEAM Ballpark of the Palm Beaches, West Palm Beach, FL																				
34 Bryce Harper, L (1, 9) OBP: 0.593, SLG: 0.593 9 Rafael Bautista, R (6, PR) OBP: 0.222, SLG: 0.087	SF9			BB		BB		P5		2	2	2	0	2	0	0	Tue Mar 13 2018, 7:07 PM - 9:59 PM EDT																				
6 Anthony Rendon, R (1, 5) OBP: 0.348, SLG: 0.316 45 Andrew Stevenson, L (6, PH) OBP: 0.378, SLG: 0.515	SF9			BB		BB		BB		2	0	1	1	0	1	2	Att. 4,942 - Clear - 66 F																				
8 Brian Goodwin, L (1, 7) OBP: 0.313, SLG: 0.154 5 Adrián Sanchez, R (7, 5) OBP: 0.273, SLG: 0.250	BB			BB		BB		BB		4	2	1	1	0	1	5	livebaseballscorecards.com																				
32 Matt Wieters, S (1, 2) OBP: 0.545, SLG: 0.588 18 Ryan Raburn, R (7, PH) OBP: 0.182, SLG: 0.100 53 Joaquin Benoit, R (8, 1) 55 Tim Collins, L (9, 1)	BB			BB		BB		BB		3	0	2	1	0	0	0	AB 34																				
14 Victor Robles, R (1, 8) OBP: 0.262, SLG: 0.385 17 Reid Brignac, L (7, 6) OBP: 0.448, SLG: 0.211	BB			BB		BB		BB		1	0	0	0	0	0	0	R 7																				
71 José Marmolejos, L (1, 3) OBP: 0.262, SLG: 0.341 61 Chris Dominguez, R (7, 3) OBP: 0.355, SLG: 0.613	BB			BB		BB		BB		3	0	1	1	0	1	2	H 11																				
31 Max Scherzer, R (1, 1) 48 Chris Smith, R (6, 1) 14 Miguel Montero, L (6, PH) OBP: 0.318, SLG: 0.353 64 Ryan Kieboom, R (7, 1) OBP: 0.429, SLG: 0.360	G1-3			K		P4		K		2	0	0	0	0	0	0	RBI 7																				
Inning Stats	R: 3 E: 0 K: 1 S: 9	H: 3 LOB: 2 BB: 2 P: 17	R: 0 E: 0 K: 1 S: 5	H: 0 LOB: 0 BB: 0 P: 5	R: 2 E: 0 K: 1 S: 9	H: 4 LOB: 2 BB: 0 P: 9	R: 0 E: 0 K: 1 S: 6	H: 1 LOB: 2 BB: 1 P: 10	R: 0 E: 0 K: 0 S: 3	H: 0 LOB: 0 BB: 0 P: 3	R: 2 E: 0 K: 1 S: 7	H: 2 LOB: 1 BB: 1 P: 11	R: 0 E: 0 K: 1 S: 5	H: 0 LOB: 0 BB: 0 P: 5	R: 0 E: 0 K: 1 S: 6	H: 1 LOB: 1 BB: 0 P: 6	1B: 9 2B: 2 3B: 0 HR: 0	SF: 1 SAC: 0 DP: 0 HBP: 0	WP: 0 PB: 0 SB: 3 CS: 0	PA: 39																	
PITCHER	IP	WLS	BF	H	R	ER	SO	BB	IBB	HBP	BLK	WP	HR	S	P	ERA	WHIP	PITCHER			IP	WLS	BF	H	R	ER	SO	BB	IBB	HBP	BLK	WP	HR	S	P	ERA	WHIP
45 Zack Wheeler, R (1, 1) ERA: 6.75	3.0	L	18	7	5	5	3	2	0	0	0	0	0	7	11	0.00	1.500				3.0	L	18	7	5	5	3	2	0	0	0	7	11	0.00	1.500		
67 Seth Lugo, R (4, 1) ERA: 1.5	1.1		6	1	0	0	1	1	0	0	0	0	0	2	2	0.00	0.000				1.1		6	1	0	0	1	1	0	0	0	2	2	0.00	0.000		
81 Corey Taylor, R (5, 1) ERA: 1.5	0.2		2	0	0	0	0	0	0	0	0	0	0	7	11	18.00	3.000				0.2		2	0	0	0	0	0	0	0	7	11	18.00	3.000			
46 A.J. Griffin, R (6, 1) ERA: 18.0	1.0		6	2	2	2	1	1	0	0	0	0	0	7	11	0.00	0.500				1.0		6	2	2	2	1	1	0	0	0	7	11	0.00	0.500		
47 Hansel Robles, R (7, 1) ERA: 10.13	2.0		7	1	0	0	2	0	0	0	0	0	0	11	11	0.00	0.500				2.0		7	1	0	0	2	0	0	0	11	11	0.00	0.500			

Batter	1	2	3	4	5	6	7	8	9	AB	R	H	RBI	BB	SO	LOB	TOP																				
8 Brian Goodwin, L (1.7) OBP: 0.319, SLG: 0.188 21 Brandon Kintzler, R (6.1) 33 Matt Grace, L (7.1) 55 Tim Collins, L (8.1) 64 Spencer Kieboom, R (9. PH) OBP: 0.412, SLG: 0.333	0-1 G5-3			0-0 G4-3		0-3 K			0-0 L6	3	0	0	0	0	1	0	Washington Nationals @ St. Louis Cardinals Roger Dean Chevrolet Stadium, Jupiter, FL Sun Mar 18 2018, 1:09 PM - 3:37 PM EDT Att: 6,631 - Sunny - 81 F																				
1 Wilmer Difo, S (1.6) OBP: 0.189, SLG: 0.171 45 Andrew Stevenson, L (7.8) OBP: 0.311, SLG: 0.415	0-3 K			0-0 P2					0-0 L6	3	0	0	0	0	1	0																					
6 Anthony Rendon, R (1.5) OBP: 0.419, SLG: 0.360 7 Luis Garcia Jr., L (7. PR) OBP: 0.333, SLG: 0.333	0-0 F7			0-0 1B					0-0 1B	3	0	2	0	0	0	0																					
15 Matt Adams, L (1.3) OBP: 0.345, SLG: 0.536 61 Chris Dominguez, R (7.3) OBP: 0.351, SLG: 0.576		0-0 1B		0-3 K					0-3 K	3	0	1	0	0	2	2																					
14 Victor Robles, R (1.8) OBP: 0.220, SLG: 0.319 17 Reid Brignac, L (7.6) OBP: 0.457, SLG: 0.182		0-3 K				0-0 F9			0-3 K	3	0	0	0	0	2	2																					
18 Ryan Raburn, R (1.9) OBP: 0.150, SLG: 0.056		0-0 G5-4-3				0-0 F9			0-3 K	3	0	0	0	0	1	1																					
19 Matt Reynolds, R (1.4) OBP: 0.442, SLG: 0.355 5 Adrián Sanchez, R (8.4) OBP: 0.231, SLG: 0.208			0-0 G5-3			0-3 K			0-0 F9	3	0	0	0	0	1	0																					
29 Pedro Severino, R (1.2) OBP: 0.217, SLG: 0.143			0-0 P3						0-0 F8	3	0	0	0	0	0	0																					
22 A.J. Cole, R (1.1) 26 Trevor Gott, R (5.1) 49 Moisés Sierra, R (6. PH) OBP: 0.422, SLG: 0.525			0-0 G4-3						0-0 G1-3	1	0	0	0	0	0	0																					
Inning Stats	R: 0 E: 0 K: 1 S: 6	H: 0 LOB: 0 BB: 0 P: 6	R: 0 E: 0 K: 1 S: 5	H: 1 LOB: 0 BB: 0 P: 5	R: 0 E: 0 K: 0 S: 3	H: 0 LOB: 0 BB: 0 P: 3	R: 0 E: 0 K: 1 S: 6	H: 1 LOB: 1 BB: 0 P: 6	R: 0 E: 0 K: 1 S: 5	H: 0 LOB: 0 BB: 0 P: 5	R: 0 E: 0 K: 1 S: 5	H: 1 LOB: 1 BB: 0 P: 8	R: 0 E: 0 K: 1 S: 5	H: 0 LOB: 0 BB: 0 P: 5	R: 0 E: 0 K: 0 S: 3	H: 0 LOB: 0 BB: 0 P: 3		1B: 3 2B: 0 3B: 0 HR: 0	SF: 0 SAC: 0 DP: 1 HBP: 0	WP: 0 PB: 0 SB: 0 CS: 0	PA: 29																
PITCHER	IP	WLS	BF	H	R	ER	SO	BB	IBB	HBP	BLK	WP	HR	S	P	ERA		WHIP	PITCHER		IP	WLS	BF	H	R	ER	SO	BB	IBB	HBP	BLK	WP	HR	S	P	ERA	WHIP
53 John Gant, R (1.1) ERA: 1.35	2.0		6	1	0	0	2	0	0	0	0	0	0	11	11	0.00		0.500	26 Bud Norris, R (8.1) ERA: 7.56		1.0		3	0	0	0	1	0	0	0	0	0	0	5	5	0.00	0.000
36 Sean Gilmartin, L (3.1) ERA: 5.14	2.0	W	7	1	0	0	1	0	0	0	0	0	0	9	9	0.00		0.500	44 Luke Gregerson, R (9.1) ERA:		1.0		3	0	0	0	0	0	0	0	0	3	3	0.00	0.000		
77 Josh Lucas, R (5.1) ERA:	1.0	H	3	0	0	0	1	0	0	0	0	0	0	5	5	0.00	0.000																				
27 Brett Cecil, L (6.1) ERA: 2.25	1.0	H	3	0	0	0	1	0	0	0	0	0	0	5	5	0.00	0.000																				
64 Sam Tuivailala, R (7.1) ERA:	1.0		4	1	0	0	2	0	0	0	0	0	0	8	8	0.00	1.000																				

AB 29
R 0
H 3
RBI 0
BB 0
SO 8
LOB 5



Batter	1	2	3	4	5	6	7	8	9	AB	R	H	RBI	BB	SO	LOB	BOTTOM																			
25 Dexter Fowler, S (1.9) OBP: 0.325, SLG: 0.382 61 Steven Baron, R (7.2) OBP: 0.200, SLG: 0.300	0-3 K		0-0 L4-5			0-0 2B			0-0 FC6-4	3	1	1	0	0	1	1	Washington Nationals @ St. Louis Cardinals Roger Dean Chevrolet Stadium, Jupiter, FL Sun Mar 18 2018, 1:09 PM - 3:37 PM EDT Att: 6,631 - Sunny - 81 F																			
28 Tommy Pham, R (1.8) OBP: 0.326, SLG: 0.432 54 Alex Mejia, R (8.6) OBP: 0.185, SLG: 0.192	0-3 K			0-3 K		0-0 E3			0-3 K	4	2	1	1	0	2	0																				
13 Matt Carpenter, L (1.5) OBP: 0.700, SLG: 1.000	4-0 BB			0-3 K		0-0 2B			0-0 F8	2	1	1	0	1	1	0																				
73 Patrick Wisdom, R (7.5) OBP: 0.234, SLG: 0.214				0-0 BB		0-0 1B			0-0 1B	1	0	0	0	0	0	1																				
38 José Martínez, R (1.3) OBP: 0.341, SLG: 0.634 66 Wilfredo Tovar, R (6. PR) OBP: 0.333, SLG: 0.412	0-0 FC5-4			3-2 HR		0-0 2B			0-0 2B	3	1	2	3	0	0	1																				
4 Yadier Molina, R (1.2) OBP: 0.341, SLG: 0.649 75 Adolis García, R (6. PR) OBP: 0.348, SLG: 0.500		0-0 F9		0-3 K		0-0 2B			0-0 G5-3	2	0	0	0	1	1	0																				
3 Jedrej Gworek, R (1.4) OBP: 0.228, SLG: 0.300		0-0 F8				0-0 BB			0-0 2B	3	0	1	1	0	0	0																				
64 Sam Tuivailala, R (7.1) 26 Bud Norris, R (8.1) 48 Harrison Bader, R (8. PH) 44 Luke Gregerson, L (9.1)						0-0 1B			0-0 2B	0	0	0	0	0	0	0																				
35 Greg García, L (1.6) OBP: 0.410, SLG: 0.345 27 Brett Cecil, R (6.1) 40 Luke Voit, R (6. PH) OBP: 0.327, SLG: 0.417	0-0 P4					0-0 1B			0-0 2B	2	0	1	0	0	0	0																				
78 Randy Arozarena, R (1.7) OBP: 0.385, SLG: 0.514			0-0 3B			0-0 1B			0-0 2B	2	1	1	1	0	0	2																				
53 John Gant, R (1.1) 36 Sean Gilmartin, L (3.1) 77 Josh Lucas, R (5.1) 34 Yairo Muñoz, R (5. PH) OBP: 0.408, SLG: 0.581			0-3 K			0-0 1B			0-0 1B	0	0	0	0	0	0	0																				
Inning Stats	R: 0 E: 0 K: 2 S: 7	H: 0 LOB: 1 BB: 1 P: 11	R: 0 E: 0 K: 0 S: 3	H: 0 LOB: 0 BB: 0 P: 3	R: 0 E: 0 K: 1 S: 5	H: 1 LOB: 0 BB: 0 P: 5	R: 1 E: 0 K: 3 S: 12	H: 1 LOB: 0 BB: 0 P: 15	R: 0 E: 0 K: 0 S: 3	H: 1 LOB: 1 BB: 0 P: 4	R: 5 E: 1 K: 0 S: 7	H: 4 LOB: 2 BB: 1 P: 11	R: 2 E: 0 K: 0 S: 6	H: 3 LOB: 1 BB: 0 P: 6	R: 2 E: 0 K: 2 S: 10	H: 3 LOB: 1 BB: 0 P: 10		1B: 5 2B: 8 3B: 1 HR: 1	SF: 0 SAC: 0 DP: 3 HBP: 1	WP: 0 PB: 0 SB: 0 CS: 0	PA: 38															
PITCHER	IP	WLS	BF	H	R	ER	SO	BB	IBB	HBP	BLK	WP	HR	S	P	ERA		WHIP	PITCHER		IP	WLS	BF	H	R	ER	SO	BB	IBB	HBP	BLK	WP	HR	S	P	ERA
22 A.J. Cole, R (1.1) ERA: 4.0	4.0	L	14	2	1	1	6	1	0	0	0	0	0	27	34	2.25	0.750	21 Brandon Kintzler, R (6.1) ERA: 7.5		1.0		8	4	5	3	0	1	0	0	0	7	11	27.00	5.000		
26 Trevor Gott, R (5.1) ERA:	1.0		4	1	0	0	0	0	0	0	0	0	0	3	4	0.00	1.000	33 Matt Grace, L (7.1) ERA: 3.0		1.0		6	3	2	2	0	0	0	0	0	6	6	18.00	3.000		
55 Tim Collins, L (8.1) ERA: 3.68	1.0		6	3	2	2	2	0	0	0	0	0	0	10	10	18.00	3.000																			

AB 35
R 10
H 13
RBI 8
BB 2
SO 8
LOB 14



Batter	1	2	3	4	5	6	7	8	9	AB	R	H	RBI	BB	SO	LOB	TOP					
2 Adam Eaton, L (1.7) OBP: 0.800, SLG: 1.500 45 Andrew Stevenson, L (5. PR) OBP: 0.304, SLG: 0.405	4-0 FC4-6 BB		0-0 2H 1B		0-0 1B		0-0 L7			2	0	2	0	1	0	0						
3 Michael Taylor, R (1.8) OBP: 0.222, SLG: 0.235 14 Victor Robles, R (5.8) OBP: 0.216, SLG: 0.313	0-3 K		0-0 2-3		0-0 P4		0-0 F8			3	0	0	0	0	1	3						
15 Matt Adams, L (1.3) OBP: 0.313, SLG: 0.484 64 Spencer Kieboom, R (5.3) OBP: 0.400, SLG: 0.323	0-0 FC4-6 1-2			0-0 F9		0-0 G4-3		0-0 G4-3		3	0	0	0	0	0	2						
6 Anthony Rendon, R (1.5) OBP: 0.441, SLG: 0.429 61 Chris Dominguez, R (6. PR) OBP: 0.342, SLG: 0.656	0-3 K			0-0 32 G4-3 49 1B		0-0 32 F7-3 1B		0-0 G6-3		3	1	2	0	0	1	1						
32 Matt Wieters, S (1.2) OBP: 0.444, SLG: 0.455 18 Zach Collier, L (6.9)		0-0 G6-3		0-0 G4-3		0-0 F7-3		4-0 17 G5-4-3 BB		3	0	0	0	0	0	2						
49 Moisés Sierra, R (1.9) OBP: 0.417, SLG: 0.512 70 Austin Adams, R (6.1) 17 Reid Brignac, L (7.4) OBP: 0.444, SLG: 0.174		0-0 G6-3		0-0 19 BB 1B		0-3 K		0-0 G5-4-3 1-2		3	0	1	1	0	1	1						
19 Matt Reynolds, R (1.6) OBP: 0.457, SLG: 0.364 63 Osvaldo Abreu, R (7.6) OBP: 0.214, SLG: 0.083		0-0 G1-3		0-0 BB		0-0 29 FC5-4 1B		0-0 G6-3		2	0	1	0	1	0	0						
5 Adrián Sanchez, R (1.4) OBP: 0.241, SLG: 0.222 27 Shawn Kelley, R (7.1) 62 Sean Doolittle, L (8.1)			0-0 31 SH3-4 1B		0-3 K		0-0 F8			3	0	1	0	0	1	3						
31 Max Scherzer, R (1.1) 29 Pedro Severino, R (6.2) OBP: 0.208, SLG: 0.136			0-0 SH3-4 1-2		0-3 K		0-0 FC5-4 1-2			1	0	0	0	0	1	0						
Inning Stats	R: 0 E: 0 K: 2 S: 7	H: 0 LOB: 1 BB: 1 P: 11	R: 0 E: 0 K: 0 S: 3	H: 0 LOB: 0 BB: 0 P: 3	R: 0 E: 1 K: 0 S: 4	H: 2 LOB: 1 BB: 0 P: 4	R: 1 E: 0 K: 1 S: 7	H: 2 LOB: 2 BB: 1 P: 11	R: 0 E: 0 K: 1 S: 6	H: 1 LOB: 1 BB: 0 P: 6	R: 0 E: 0 K: 0 S: 5	H: 1 LOB: 1 BB: 0 P: 5	R: 0 E: 0 K: 0 S: 4	H: 0 LOB: 0 BB: 0 P: 4	R: 0 E: 0 K: 0 S: 2	H: 0 LOB: 0 BB: 1 P: 6	1B: 6 2B: 2 3B: 0 HR: 0	SF: 0 SAC: 1 DP: 2 HBP: 0	WP: 0 PB: 0 SB: 0 CS: 0	PA: 34		
PITCHER	IP WLS BF H R ER SO BB IBB HBP BLK WP HR S P ERA WHIP	IP WLS BF H R ER SO BB IBB HBP BLK WP HR S P ERA WHIP	IP WLS BF H R ER SO BB IBB HBP BLK WP HR S P ERA WHIP	IP WLS BF H R ER SO BB IBB HBP BLK WP HR S P ERA WHIP	IP WLS BF H R ER SO BB IBB HBP BLK WP HR S P ERA WHIP	IP WLS BF H R ER SO BB IBB HBP BLK WP HR S P ERA WHIP	IP WLS BF H R ER SO BB IBB HBP BLK WP HR S P ERA WHIP	IP WLS BF H R ER SO BB IBB HBP BLK WP HR S P ERA WHIP	IP WLS BF H R ER SO BB IBB HBP BLK WP HR S P ERA WHIP	IP WLS BF H R ER SO BB IBB HBP BLK WP HR S P ERA WHIP	IP WLS BF H R ER SO BB IBB HBP BLK WP HR S P ERA WHIP	IP WLS BF H R ER SO BB IBB HBP BLK WP HR S P ERA WHIP	IP WLS BF H R ER SO BB IBB HBP BLK WP HR S P ERA WHIP	IP WLS BF H R ER SO BB IBB HBP BLK WP HR S P ERA WHIP	IP WLS BF H R ER SO BB IBB HBP BLK WP HR S P ERA WHIP	IP WLS BF H R ER SO BB IBB HBP BLK WP HR S P ERA WHIP	IP WLS BF H R ER SO BB IBB HBP BLK WP HR S P ERA WHIP	IP WLS BF H R ER SO BB IBB HBP BLK WP HR S P ERA WHIP	IP WLS BF H R ER SO BB IBB HBP BLK WP HR S P ERA WHIP	IP WLS BF H R ER SO BB IBB HBP BLK WP HR S P ERA WHIP	IP WLS BF H R ER SO BB IBB HBP BLK WP HR S P ERA WHIP	IP WLS BF H R ER SO BB IBB HBP BLK WP HR S P ERA WHIP

Washington Nationals @ Miami Marlins
Roger Dean Chevrolet Stadium, Jupiter, FL
Mon Mar 19, 2018, 1:07 PM - 3:40 PM EDT
Att. 4,686 - Partly Cloudy - 80 F

AB	30
R	1
H	7
RBI	1
BB	3
SO	5
LOB	15



Batter	1	2	3	4	5	6	7	8	9	AB	R	H	RBI	BB	SO	LOB	BOTTOM					
19 Miguel Rojas, R (1.6) OBP: 0.317, SLG: 0.359 2 Yadiel Rivera, R (6.6) OBP: 0.342, SLG: 0.382	0-0 32 SF7 3B		0-0 32 HR 1B		0-0 F8		0-0 5 HR 1B			3	2	2	0	0	0	0						
32 Derek Dietrich, L (1.9) OBP: 0.408, SLG: 0.711 5 Scott Van Slyke, R (6.9) OBP: 0.385, SLG: 0.676	0-0 SF7		0-0 1-1 HR		0-3 K		1-1 HR			2	1	1	4	0	1	0						
13 Starlin Castro, R (1.4) OBP: 0.319, SLG: 0.457 26 Cristhian Adames, S (6.4) OBP: 0.355, SLG: 0.429	0-0 G4-3		0-3 K		0-3 K		0-0 F9			3	0	0	0	0	2	0						
41 Justin Bour, L (1.3) OBP: 0.250, SLG: 0.194 29 Brad Ziegler, R (6.1) 3 JB Shuck, L (7.7) OBP: 0.471, SLG: 0.581	0-0 L8		0-0 1B		0-3 K		0-0 G6-3			3	0	1	0	0	1	0						
30 Garrett Cooper, R (1.7) OBP: 0.304, SLG: 0.432 79 Isaac Galloway, R (7.8) OBP: 0.400, SLG: 0.517	1-2 HR		0-0 F8		0-0 G6-3		0-0 81 FC3-6 1B			3	1	1	1	0	0	1						
9 Lewis Brinson, R (1.8) OBP: 0.375, SLG: 0.545 28 Bryan Holaday, R (7.2) OBP: 0.148, SLG: 0.333	0-0 F8		0-0 F7		0-3 K		0-0 F7			3	0	0	0	0	1	1						
17 Chad Wallach, R (1.2) OBP: 0.290, SLG: 0.280 25 Junichi Tazawa, R (7.1) 81 Peter Mooney, L (8.5) OBP: 0.378, SLG: 0.364	0-3 K		0-0 P4		0-0 F8		0-0 FC3-6 74 E 1-2			3	0	0	0	0	1	0						
35 Eric Campbell, R (1.5) OBP: 0.310, SLG: 0.286 56 Tayron Guerrero, R (8.1) 74 Braxton Lee, L (8. PH) OBP: 0.324, SLG: 0.219 71 Drew Steckenrider, R (9.1)	0-0 L9		0-3 K		0-0 G5-3		0-0 E6			3	0	0	0	0	1	0						
Trevor Richards, R (1.1) 15 Brian Anderson, R (4. PH) OBP: 0.400, SLG: 0.711 37 Jumbo Diaz, R (5.1) 89 Eric Jagielo, L (6.3) OBP: 0.500, SLG: 2.000			4-0 32 HR BB		0-0 HR		2-2 HR		0-3 K	0	1	0	0	1	0	0						
Inning Stats	R: 1 E: 0 K: 0 S: 4	H: 1 LOB: 0 BB: 0 P: 4	R: 1 E: 0 K: 1 S: 8	H: 1 LOB: 0 BB: 0 P: 9	R: 3 E: 0 K: 1 S: 8	H: 3 LOB: 1 BB: 1 P: 12	R: 1 E: 0 K: 1 S: 6	H: 1 LOB: 0 BB: 0 P: 6	R: 0 E: 0 K: 3 S: 9	H: 0 LOB: 0 BB: 0 P: 9	R: 0 E: 0 K: 1 S: 5	H: 0 LOB: 0 BB: 0 P: 5	R: 3 E: 0 K: 0 S: 9	H: 3 LOB: 0 BB: 0 P: 12	R: 0 E: 1 K: 1 S: 7	H: 1 LOB: 2 BB: 0 P: 7	1B: 4 2B: 0 3B: 1 HR: 5	SF: 1 SAC: 0 DP: 0 HBP: 0	WP: 0 PB: 0 SB: 0 CS: 0	PA: 36		
PITCHER	IP WLS BF H R ER SO BB IBB HBP BLK WP HR S P ERA WHIP	IP WLS BF H R ER SO BB IBB HBP BLK WP HR S P ERA WHIP	IP WLS BF H R ER SO BB IBB HBP BLK WP HR S P ERA WHIP	IP WLS BF H R ER SO BB IBB HBP BLK WP HR S P ERA WHIP	IP WLS BF H R ER SO BB IBB HBP BLK WP HR S P ERA WHIP	IP WLS BF H R ER SO BB IBB HBP BLK WP HR S P ERA WHIP	IP WLS BF H R ER SO BB IBB HBP BLK WP HR S P ERA WHIP	IP WLS BF H R ER SO BB IBB HBP BLK WP HR S P ERA WHIP	IP WLS BF H R ER SO BB IBB HBP BLK WP HR S P ERA WHIP	IP WLS BF H R ER SO BB IBB HBP BLK WP HR S P ERA WHIP	IP WLS BF H R ER SO BB IBB HBP BLK WP HR S P ERA WHIP	IP WLS BF H R ER SO BB IBB HBP BLK WP HR S P ERA WHIP	IP WLS BF H R ER SO BB IBB HBP BLK WP HR S P ERA WHIP	IP WLS BF H R ER SO BB IBB HBP BLK WP HR S P ERA WHIP	IP WLS BF H R ER SO BB IBB HBP BLK WP HR S P ERA WHIP	IP WLS BF H R ER SO BB IBB HBP BLK WP HR S P ERA WHIP	IP WLS BF H R ER SO BB IBB HBP BLK WP HR S P ERA WHIP	IP WLS BF H R ER SO BB IBB HBP BLK WP HR S P ERA WHIP	IP WLS BF H R ER SO BB IBB HBP BLK WP HR S P ERA WHIP	IP WLS BF H R ER SO BB IBB HBP BLK WP HR S P ERA WHIP	IP WLS BF H R ER SO BB IBB HBP BLK WP HR S P ERA WHIP	IP WLS BF H R ER SO BB IBB HBP BLK WP HR S P ERA WHIP

Washington Nationals @ Miami Marlins
Roger Dean Chevrolet Stadium, Jupiter, FL
Mon Mar 19, 2018, 1:07 PM - 3:40 PM EDT
Att. 4,686 - Partly Cloudy - 80 F

AB	34
R	9
H	10
RBI	9
BB	1
SO	8
LOB	7



Batter	1	2	3	4	5	6	7	8	9	AB	R	H	RBI	BB	SO	LOB	TOP				
9 Lewis Brinson, R (1.8) OBP: 0.365, SLG: 0.583 3 JB Shuck, L (7.8) OBP: 0.457, SLG: 0.563	1-2 HR		0-3 K	0-0 FC5-2	0-0 FC5-2-5 32 1B				0-0 F8	4	1	1	1	0	1	4	Miami Marlins @ Washington Nationals TEAM Ballpark of the Palm Beaches, West Palm Beach, FL Tue Mar 20 2018, 1:09 PM - 3:58 PM EDT Att: 3,427 - Partly Cloudy - 86 F livebaseballscorecards.com				
32 Derek Dietrich, L (1.7) OBP: 0.438, SLG: 0.714 5 Scott Van Slyke, R (7.7) OBP: 0.375, SLG: 0.657	0-0		0-0	0-0 F8	0-0	0-0 1B			0-0 F9	4	0	3	0	0	0	2					
13 Starlin Castro, R (1.4) OBP: 0.324, SLG: 0.460 50 Chris O'Grady, R (6.1) 40 Javy Guerra, R (8.1) 26 Cristhian Adames, S (9. PH) OBP: 0.344, SLG: 0.414	0-0 G6-4-3		0-0 G6-3		0-0 2B	0-0 G6-4-3			0-0 G6-3	4	1	1	0	0	0	5					
41 Justin Bour, L (1.3) OBP: 0.275, SLG: 0.206 2 Yadiel Rivera, R (7.6) OBP: 0.342, SLG: 0.382	0-0 P6		4-0 BB		0-0 15 FC5-4 1B				0-0 F8	3	0	1	1	1	0	0					
15 Brian Anderson, R (1.5) OBP: 0.388, SLG: 0.667 35 Eric Campbell, R (7.5) OBP: 0.310, SLG: 0.286		0-0 F9	0-0 F9		0-0 FC5-4 1B				0-0 1B	4	0	1	0	0	0	3					
1 Cameron Maybin, R (1.9) OBP: 0.351, SLG: 0.379 79 Isaac Galloway, R (7.9) OBP: 0.400, SLG: 0.517		0-0 1B		4-0 19 BB 18 WP 43 G5-3 BB	0-0 18 G5-4-3 1B				0-0 L5-3	3	1	2	0	1	0	1					
18 Tomás Telis, S (1.2) 30 Garrett Cooper, R (7.3) OBP: 0.319, SLG: 0.444		0-0 1B		1-0 43 G5-3 9 FC5-2 1B	0-0 1B				0-0 17 G1-6-3 1B	3	0	2	0	0	0	2					
19 Miguel Rojas, R (1.6) 17 Chad Wallach, R (7.2) OBP: 0.291, SLG: 0.269		0-0 P3		4-0 9 FC5-2 43 G5-3 BB		0-0 E6 43 1B 9 FC5-2-5 1B			0-0 G1-6-3	2	0	0	0	1	0	2					
43 Odrisamer Despaigne, R (1.1) OBP: 0.333, SLG: 0.533 81 Peter Mooney, L (6.4) OBP: 0.368, SLG: 0.553		0-3 K		0-0 G5-3		0-0 1B			0-3 K	3	0	1	1	0	1	4					
Inning Stats	R: 1 E: 0 K: 0 S: 7	H: 2 LOB: 0 BB: 0 P: 8	R: 0 E: 0 K: 1 S: 7	H: 2 LOB: 2 BB: 0 P: 7	R: 0 E: 0 K: 1 S: 6	H: 1 LOB: 2 BB: 1 P: 10	R: 1 E: 0 K: 0 S: 4	H: 3 LOB: 1 BB: 0 P: 13	R: 0 E: 1 K: 0 S: 5	H: 2 LOB: 2 BB: 0 P: 5	R: 0 E: 0 K: 0 S: 3	H: 1 LOB: 0 BB: 0 P: 3	R: 0 E: 0 K: 1 S: 5	H: 1 LOB: 0 BB: 0 P: 5	R: 0 E: 0 K: 0 S: 3	H: 0 LOB: 0 BB: 0 P: 3		1B: 11 2B: 2 3B: 0 HR: 1	SF: 0 SAC: 0 DP: 5 HBP: 0	WP: 1 PB: 0 SB: 0 CS: 0	PA: 39
PITCHER	IP WLS BF H R ER SO	IP WLS BF H R ER SO	IP WLS BF H R ER SO	IP WLS BF H R ER SO	IP WLS BF H R ER SO	IP WLS BF H R ER SO	IP WLS BF H R ER SO	IP WLS BF H R ER SO	IP WLS BF H R ER SO	IP WLS BF H R ER SO	IP WLS BF H R ER SO	IP WLS BF H R ER SO	IP WLS BF H R ER SO	IP WLS BF H R ER SO	IP WLS BF H R ER SO	IP WLS BF H R ER SO		ERA WHIP	ERA WHIP	ERA WHIP	
37 Stephen Strasburg, R (1.1) ERA: 5.99 33 Matt Grace, L (5.1) ERA: 2.53 44 Ryan Madison, R (7.1) ERA: 4.5 26 Trevor Gott, R (8.1) ERA: 36 Sammy Solis, L (9.1) ERA: 2.25	4.1 23 7 3 0 0 2	1.2 W H 3 1 0 0 0	1.0 H 3 1 0 0 0	1.0 3 1 0 0 1 0	1.0 3 0 0 0 0 0	4.1 23 7 3 0 0 2	1.2 W H 3 1 0 0 0	1.0 H 3 1 0 0 0	1.0 3 0 0 0 0 0	1.0 3 0 0 0 0 0	1.0 3 0 0 0 0 0	1.0 3 0 0 0 0 0	1.0 3 0 0 0 0 0	1.0 3 0 0 0 0 0	1.0 3 0 0 0 0 0	1.0 3 0 0 0 0 0		6.23 2.538	0.00 1.800	0.00 1.000	0.00 1.000

Batter	1	2	3	4	5	6	7	8	9	AB	R	H	RBI	BB	SO	LOB	BOTTOM				
8 Brian Goodwin, L (1.7) OBP: 0.293, SLG: 0.171 49 Moisés Sierra, R (6.7) OBP: 0.420, SLG: 0.533	0-0 F8		0-0 G4-3		0-0 L3				0-0 E6	3	0	0	0	0	0	1	Miami Marlins @ Washington Nationals TEAM Ballpark of the Palm Beaches, West Palm Beach, FL Tue Mar 20 2018, 1:09 PM - 3:58 PM EDT Att: 3,427 - Partly Cloudy - 86 F livebaseballscorecards.com				
3 Michael Taylor, R (1.8) OBP: 0.286, SLG: 0.316 18 Ryan Raburn, R (7.9) OBP: 0.182, SLG: 0.053	4-0 BB			0-0 F8		0-0 34 HR 2B			0-0 G1-3	2	1	1	0	1	0	0					
34 Bryce Harper, L (1.9) OBP: 0.450, SLG: 0.629 17 Reid Brignac, L (7.4) OBP: 0.458, SLG: 0.208	4-0 BB		0-0 G4-3		0-0 HR				0-0 1B	2	1	1	2	1	0	0					
12 Howie Kendrick, R (1.4) OBP: 0.379, SLG: 0.400 61 Chris Dominguez, R (7.3) OBP: 0.333, SLG: 0.659	0-0 G5-4-3		0-0 G5-3		0-0 F9				0-0 SF8	3	0	0	0	0	0	2					
32 Matt Wieters, S (1.2) OBP: 0.400, SLG: 0.400 45 Andrew Stevenson, L (7.8) OBP: 0.298, SLG: 0.395		0-3 K		0-3 K		0-3 K			0-0 F7	3	0	0	0	0	0	3					
19 Matt Reynolds, R (1.3) OBP: 0.469, SLG: 0.417 64 Spencer Kieboom, R (7.2) OBP: 0.389, SLG: 0.313		0-3 K		0-0 33 SH2-4 1 1B		0-0 5 WP 2B			0-0 G6-3	3	1	2	0	0	1	0					
5 Adrián Sánchez, R (1.5) OBP: 0.250, SLG: 0.233 17 Drew Ward, L (7.5) OBP: 0.333, SLG: 0.667		0-0 G6-3		0-0 1 1B		0-0 K			0-0 49 E 2B	3	1	1	0	0	0	0					
37 Stephen Strasburg, R (1.1) 33 Matt Grace, L (5.1) 44 Ryan Madison, L (7.1) 14 Miguel Montero, L (7. PH) 5 Yasiel Antuña, S (8.4)			0-0 L3		0-0 SH2-4				0-0 SH5-3 49 2B	1	0	0	0	0	0	0					
1 Wilmer Difo, S (1.6) OBP: 0.200, SLG: 0.186 26 Trevor Gott, R (8.1) 29 Pedro Severino, R (8. PH) OBP: 0.240, SLG: 0.136 36 Sammy Solis, R (9.1)		0-0 L7		0-0 1B		0-0 SH5-3			4-0 49 E BB	2	0	1	2	0	0	0					
Inning Stats	R: 0 E: 0 K: 0 S: 2	H: 0 LOB: 1 BB: 2 P: 10	R: 0 E: 0 K: 2 S: 7	H: 0 LOB: 0 BB: 0 P: 7	R: 0 E: 0 K: 0 S: 3	H: 0 LOB: 0 BB: 0 P: 3	R: 2 E: 0 K: 1 S: 8	H: 3 LOB: 1 BB: 0 P: 8	R: 2 E: 0 K: 2 S: 10	H: 3 LOB: 1 BB: 0 P: 12	R: 3 E: 0 K: 0 S: 6	H: 3 LOB: 2 BB: 1 P: 10	R: 1 E: 1 K: 1 S: 7	H: 1 LOB: 2 BB: 1 P: 11	R: 0 E: 0 K: 0 S: 3	H: 0 LOB: 0 BB: 0 P: 3		1B: 4 2B: 5 3B: 0 HR: 1	SF: 1 SAC: 2 DP: 1 HBP: 0	WP: 1 PB: 0 SB: 0 CS: 0	PA: 38
PITCHER	IP WLS BF H R ER SO	IP WLS BF H R ER SO	IP WLS BF H R ER SO	IP WLS BF H R ER SO	IP WLS BF H R ER SO	IP WLS BF H R ER SO	IP WLS BF H R ER SO	IP WLS BF H R ER SO	IP WLS BF H R ER SO	IP WLS BF H R ER SO	IP WLS BF H R ER SO	IP WLS BF H R ER SO	IP WLS BF H R ER SO	IP WLS BF H R ER SO	IP WLS BF H R ER SO	IP WLS BF H R ER SO		ERA WHIP	ERA WHIP	ERA WHIP	
43 Odrisamer Despaigne, R (1.1) ERA: 3.6 50 Chris O'Grady, L (6.1) ERA: 7.5 40 Javy Guerra, R (8.1) ERA: 2.45	5.2 L 9 4 3 3 1	1.1 9 4 3 3 1	1.1 6 1 1 0 1	1.1 4 4 4 4	1.1 4 4 4 4	1.0 6 1 1 0 1	1.0 6 1 1 0 1	1.0 6 1 1 0 1	1.0 6 1 1 0 1	1.0 6 1 1 0 1	1.0 6 1 1 0 1	1.0 6 1 1 0 1	1.0 6 1 1 0 1	1.0 6 1 1 0 1	1.0 6 1 1 0 1	1.0 6 1 1 0 1		20.25 3.750	0.00 2.000	0.00 2.000	0.00 2.000

Batter	1	2	3	4	5	6	7	8	9	AB	R	H	RBI	BB	SO	LOB	TOP					
4 George Springer, R OBP: 0.396, SLG: 0.500 21 Derek Fisher, L OBP: 0.327, SLG: 0.333										2	1	1	0	0	1	0	2	1				
2 Alex Bregman, R OBP: 0.404, SLG: 0.476 18 Tony Kemp, L OBP: 0.291, SLG: 0.260										2	1	1	0	1	0	1	2	1				
27 Jose Altuve, R OBP: 0.328, SLG: 0.436 92 Osvaldo Duarte, R OBP: 1.000, SLG: 1.000										4	1	0	0	0	1	4	4	0				
1 Carlos Correa, R OBP: 0.340, SLG: 0.370 95 Miguelangel Sierra, R OBP: 0.370, SLG: 0.500										3	1	0	0	0	0	2	2	0				
9 Marwin Gonzalez, S OBP: 0.404, SLG: 0.488 98 Ruben Castro, L OBP: 0.370, SLG: 0.500										2	2	2	2	1	0	0	0	0				
94 Abraham Toro, S OBP: 0.370, SLG: 0.500										3	2	3	4	0	0	0	0	0				
22 Josh Reddick, L OBP: 0.395, SLG: 0.529 13 Tyler White, R OBP: 0.370, SLG: 0.500										3	0	0	1	0	0	2	2	0				
6 Jake Marisnick, R OBP: 0.300, SLG: 0.302 91 Marcos Almonte, R OBP: 0.300, SLG: 0.302										4	0	1	0	0	0	0	0	0				
16 Brian McCann, L OBP: 0.306, SLG: 0.400										4	0	0	0	0	0	1	0	0				
Inning Stats	R: 0 E: 0 K: 1 S: 4	H: 0 LOB: 0 BB: 0 P: 5	R: 3 E: 1 K: 0 S: 6	H: 2 LOB: 0 BB: 0 P: 6	R: 0 E: 0 K: 1 S: 4	H: 0 LOB: 0 BB: 1 P: 8	R: 2 E: 0 K: 0 S: 6	H: 1 LOB: 0 BB: 1 P: 12	R: 3 E: 1 K: 0 S: 8	H: 4 LOB: 2 BB: 0 P: 8	R: 0 E: 0 K: 1 S: 6	H: 1 LOB: 2 BB: 1 P: 10	R: 0 E: 0 K: 0 S: 2	H: 0 LOB: 0 BB: 1 P: 6	R: 0 E: 0 K: 0 S: 3	H: 0 LOB: 2 BB: 1 P: 3	R: 0 E: 0 K: 0 S: 4	H: 1 LOB: 2 BB: 1 P: 8	1B: 7 2B: 0 3B: 1 HR: 1	SF: 1 SAC: 0 DP: 3 HBP: 1	WP: 0 PB: 0 SB: 0 CS: 0	PA: 41
PITCHER	IP WLS BF H R ER SO BB IBB HBP BLK WP HR S P ERA WHIP																					
47 Gio González, L ERA: 4.3	4.2 L 23 6 8 4 2 2 0 0 1 0 0 1 26 37 7.71 1.714																					
72 Enny Romero, L ERA: 9.95	0.1 2 1 0 0 0 0 0 0 0 0 0 0 2 2 0.00 3.000																					
23 Erick Fedde, R ERA: 2.45	2.0 8 1 0 0 1 2 0 0 0 0 0 0 8 16 0.00 1.500																					
46 Tommy Milone, L ERA: 2.45	1.0 3 0 0 0 0 0 0 0 0 0 0 0 3 3 0.00 0.000																					
48 Chris Smith, R ERA: 1.17	1.0 5 1 0 0 0 1 0 0 0 0 0 0 4 8 0.00 2.000																					

Houston Astros @ Washington Nationals
TEAM Ballpark of the Palm Beaches, West Palm Beach, FL
 Wed Mar 21, 2018, 1:11 PM - 3:58 PM EDT
 Att: 5,399 - Partly Cloudy - 72 F

livebaseballscorecards.com

AB 34
R 8
H 9
RBI 7
BB 5
SO 3
LOB 17

Batter	1	2	3	4	5	6	7	8	9	AB	R	H	RBI	BB	SO	LOB	BOTTOM					
2 Adam Eaton, L OBP: 0.625, SLG: 1.000 23 Erick Fedde, R OBP: 0.231, SLG: 0.130										3	0	1	0	0	0	1	3	0				
29 Pedro Severino, R OBP: 0.231, SLG: 0.130 46 Tommy Milone, L OBP: 0.231, SLG: 0.130										3	0	0	0	1	2	1	0	0				
7 Trea Turner, R OBP: 0.395, SLG: 0.324 49 Moisés Sierra, R OBP: 0.412, SLG: 0.522										3	0	0	0	1	2	1	0	0				
34 Bryce Harper, L OBP: 0.419, SLG: 0.579 17 Reid Brignac, L OBP: 0.474, SLG: 0.208										3	0	0	0	0	2	2	0	0				
15 Matt Adams, L OBP: 0.286, SLG: 0.441 61 Chris Dominguez, R OBP: 0.325, SLG: 0.541										3	0	0	0	0	3	1	1	0				
14 Miguel Montero, L OBP: 0.379, SLG: 0.409 64 Spencer Kleboom, R OBP: 0.378, SLG: 0.303										1	0	0	0	1	0	0	1	0				
8 Brian Goodwin, L OBP: 0.273, SLG: 0.158 45 Andrew Stevenson, L OBP: 0.313, SLG: 0.477										3	0	0	0	0	1	2	1	1				
19 Matt Reynolds, R OBP: 0.451, SLG: 0.500 4 Jacob Wilson, R OBP: 0.333, SLG: 0.333										2	1	1	2	1	0	1	1	0				
47 Gio González, R OBP: 0.196, SLG: 0.182 18 Ryan Raburn, R OBP: 0.167, SLG: 0.048										1	0	0	0	0	0	1	1	0				
5 Adrián Sánchez, R OBP: 0.286, SLG: 0.273 10 Irving Falu, S OBP: 1.000, SLG: 3.000										3	0	2	0	0	0	0	0	0				
Inning Stats	R: 0 E: 0 K: 2 S: 8	H: 1 LOB: 1 BB: 0 P: 8	R: 0 E: 0 K: 0 S: 3	H: 0 LOB: 1 BB: 1 P: 7	R: 0 E: 0 K: 1 S: 6	H: 1 LOB: 1 BB: 0 P: 7	R: 0 E: 0 K: 1 S: 5	H: 0 LOB: 1 BB: 1 P: 9	R: 0 E: 0 K: 1 S: 5	H: 0 LOB: 0 BB: 0 P: 5	R: 0 E: 0 K: 2 S: 7	H: 0 LOB: 0 BB: 0 P: 7	R: 2 E: 0 K: 1 S: 8	H: 2 LOB: 1 BB: 0 P: 9	R: 0 E: 0 K: 1 S: 4	H: 0 LOB: 0 BB: 1 P: 8	R: 1 E: 0 K: 3 S: 10	H: 1 LOB: 0 BB: 0 P: 10	1B: 3 2B: 0 3B: 0 HR: 2	SF: 0 SAC: 0 DP: 1 HBP: 1	WP: 1 PB: 0 SB: 0 CS: 0	PA: 35
PITCHER	IP WLS BF H R ER SO BB IBB HBP BLK WP HR S P ERA WHIP																					
43 Lance McCullers Jr., R ERA: 0.5	5.1 W 20 2 0 0 6 2 0 0 1 0 0 1 30 39 0.00 0.750																					
47 Chris Devenski, R ERA: 3.86	1.2 8 2 2 2 2 0 0 0 1 0 0 1 12 13 10.80 1.200																					
30 Héctor Rondón, R ERA: 0.82	1.0 3 0 0 0 1 1 0 0 0 0 0 0 4 8 0.00 1.000																					
53 Ken Giles, R ERA: 1.59	1.0 4 1 1 1 3 0 0 0 0 0 0 1 10 10 9.00 1.000																					

Houston Astros @ Washington Nationals
TEAM Ballpark of the Palm Beaches, West Palm Beach, FL
 Wed Mar 21, 2018, 1:11 PM - 3:58 PM EDT
 Att: 5,399 - Partly Cloudy - 72 F

livebaseballscorecards.com

AB 31
R 3
H 5
RBI 3
BB 3
SO 12
LOB 13

Batter	1	2	3	4	5	6	7	8	9	AB	R	H	RBI	BB	SO	LOB	TOP																	
2 Adam Eaton, L (1,7) OBP: 0.545, SLG: 0.800 55 Tim Collins, L (4,1)	F7			K		G5-3			G5-3	3	1	1	1	0	1	0	Washington Nationals @ New York Mets First Data Field, Port St. Lucie, FL Thu Mar 22 2018, 6:12 PM - 8:53 PM EDT Att. 6,733 - Clear - 69 F																	
64 Spencer Kieboom, R (6,PH) OBP: 0.385, SLG: 0.314		12 E 1B							17 FC6-4 61 1B	0	0	0	0	0	0	0																		
12 Howie Kendrick, R (1,3) OBP: 0.384, SLG: 0.379 27 Shawn Kelley, R (6,1)		E6		K		G5-3			17 FC6-4 1B	4	1	1	1	0	1	1																		
61 Chris Dominguez, R (7,5) OBP: 0.341, SLG: 0.650	32 1B	6 E 1B							17 FC6-4 1B	1	0	1	0	0	0	0																		
6 Anthony Rendon, R (1,5) OBP: 0.447, SLG: 0.469 17 Alejandro De Aza, L (7,7)	E5	E8							FC6-4 29 G5-4-3	4	1	2	1	0	0	1																		
32 Matt Wieters, S (1,2) OBP: 0.382, SLG: 0.379 29 Pedro Severino, R (7,2)	18 G5-3 3 1B	K		L3					G5-4-3	4	0	1	1	0	1	3																		
3 Michael Taylor, R (1,8) OBP: 0.320, SLG: 0.348 63 Oswaldo Abreu, R (7,4)		K							18 FC6-4 1B	0	0	0	0	0	0	0																		
18 Ryan Raburn, R (1,9) OBP: 0.178, SLG: 0.080 62 Sean Doolittle, L (7,1)	G5-3								FC6-4	4	0	1	0	0	1	3																		
36 Sammy Solis, R (8,1)										0	0	0	0	0	0	0																		
17 Reid Brignac, L (1,6) OBP: 0.286, SLG: 0.273 5 Adrián Sánchez, R (8,6)		K		F8					L8	3	0	0	0	1	1	1																		
57 Tanner Roark, R (1,1) OBP: 0.500, SLG: 1.000 45 Andrew Stevenson, L (4,7)		1B 2 1B		FC4-6					K	2	1	1	0	0	0	1																		
1 Wilmer Difo, S (1,4) OBP: 0.204, SLG: 0.191 49 Moisés Sierra, R (7,9)		2 1B 12 E		G4-3					G6-3	3	1	1	0	0	1	1																		
Inning Stats	R: 2 E: 1 K: 0 S: 6	H: 3 LOB: 1 BB: 0 P: 6	R: 3 E: 2 K: 3 S: 14	H: 4 LOB: 2 BB: 0 P: 14	R: 0 E: 0 K: 0 S: 4	H: 1 LOB: 1 BB: 0 P: 4	R: 0 E: 0 K: 2 S: 8	H: 1 LOB: 1 BB: 0 P: 8	R: 0 E: 0 K: 2 S: 7	H: 0 LOB: 1 BB: 1 P: 11	R: 0 E: 0 K: 1 S: 5	H: 0 LOB: 0 BB: 0 P: 5	R: 0 E: 0 K: 0 S: 4	H: 1 LOB: 1 BB: 0 P: 4	R: 0 E: 0 K: 1 S: 5	H: 0 LOB: 0 BB: 0 P: 5	R: 0 E: 0 K: 0 S: 4	H: 2 LOB: 1 BB: 0 P: 4	1B: 10 2B: 2 3B: 0 HR: 0	SF: 0 SAC: 0 DP: 2 HBP: 0	WP: 0 PB: 0 SB: 0 CS: 0	PA: 40												
PITCHER	IP WLS BF H R ER SO BB IBB HBP BLK WP HR S P ERA WHIP																																	
45 Zack Wheeler, R (1,1) ERA: 8.1	2.0	14	7	5	3	3	0	0	0	0	0	0	0	0	20	20	13.50	3.500																
67 Seth Lugo, R (3,1) ERA: 2.97	4.0	15	2	0	0	5	1	0	0	0	0	0	0	24	28	0.00	0.750																	
51 Paul Sewald, R (7,1) ERA: 4.09	1.0	4	1	0	0	0	0	0	0	0	0	0	0	4	4	0.00	1.000																	
35 Jacob Rhamé, R (8,1) ERA: 3.6	1.0	3	0	0	0	1	0	0	0	0	0	0	0	5	5	0.00	0.000																	
65 Robert Gsellman, R (9,1) ERA: 3.46	1.0	4	2	0	0	0	0	0	0	0	0	0	0	4	4	0.00	2.000																	

Washington Nationals @ New York Mets
 First Data Field, Port St. Lucie, FL
 Thu Mar 22 2018, 6:12 PM - 8:53 PM EDT
 Att. 6,733 - Clear - 69 F

AB	39
R	5
H	12
RBI	5
BB	1
SO	9
LOB	18



Batter	1	2	3	4	5	6	7	8	9	AB	R	H	RBI	BB	SO	LOB	BOTTOM															
9 Brandon Nimmo, L (1,8) OBP: 0.379, SLG: 0.621	F8		G3-6	19 HR 2B		52 HR 1B				5	2	3	1	0	0	1	Washington Nationals @ New York Mets First Data Field, Port St. Lucie, FL Thu Mar 22 2018, 6:12 PM - 8:53 PM EDT Att. 6,733 - Clear - 69 F															
52 Yoenis Cespedes, R (1,7) OBP: 0.371, SLG: 0.839 81 Champ Stuart, R (7,7)				HR		HR				3	2	3	4	0	0	0																
19 Jay Bruce, L (1,9) OBP: 0.350, SLG: 0.583 81 John Mora, L (6,9)				BB						2	2	1	2	1	0	1																
21 Todd Frazier, R (1,5) OBP: 0.269, SLG: 0.375 82 Luis Carpio, R (7,5)				HR						2	0	0	0	0	2	0																
13 Asdrúbal Cabrera, S (1,4) OBP: 0.302, SLG: 0.400 85 Andrew Ely, L (7,4)		G4-3		F8		G4-3				4	0	0	0	0	0	3																
23 Adrián González, L (1,3) OBP: 0.273, SLG: 0.284 90 Matt Oberste, R (6,FR) OBP: 0.500, SLG: 1.000		F8		77 1B 67 1B		F7				4	1	2	1	0	0	0																
1 Amed Rosario, R (1,6) OBP: 0.364, SLG: 0.537		K		77 1B 67 1B		F9				3	1	1	0	0	1	1																
77 Tomás Nido, R (1,2) OBP: 0.364, SLG: 0.500 26 Kevin Plawecki, R (7,2) OBP: 0.342, SLG: 0.412				67 FC1-6 9 2B		K				3	1	2	1	0	1	1																
45 Zack Wheeler, L (1,1) ERA: 7.23 55 Tim Collins, L (4,1)				67 FC1-6 9 2B		K				0	0	0	0	0	0	0																
27 Shawn Kelley, R (6,1) ERA: 9.0 62 Sean Doolittle, L (7,1) ERA: 2.0				9 2B 52 SF7		K				3	1	1	2	0	1	2																
Inning Stats	R: 0 E: 0 K: 0 S: 4	H: 1 LOB: 1 BB: 0 P: 4	R: 0 E: 0 K: 1 S: 5	H: 0 LOB: 0 BB: 0 P: 5	R: 0 E: 0 K: 0 S: 3	H: 1 LOB: 0 BB: 0 P: 3	R: 9 E: 0 K: 0 S: 13	H: 7 LOB: 1 BB: 1 P: 23	R: 0 E: 0 K: 2 S: 8	H: 1 LOB: 1 BB: 0 P: 9	R: 3 E: 0 K: 1 S: 11	H: 4 LOB: 1 BB: 0 P: 11	R: 0 E: 0 K: 2 S: 8	H: 1 LOB: 1 BB: 0 P: 8	R: 0 E: 0 K: 3 S: 9	H: 0 LOB: 0 BB: 0 P: 9	R: 0 E: 0 K: 0 S: 4	H: 0 LOB: 0 BB: 0 P: 4	1B: 7 2B: 4 3B: 0 HR: 4	SF: 1 SAC: 0 DP: 1 HBP: 2	WP: 0 PB: 0 SB: 1 CS: 0	PA: 41										
PITCHER	IP WLS BF H R ER SO BB IBB HBP BLK WP HR S P ERA WHIP																															
57 Tanner Roark, R (1,1) ERA: 7.23	3.2	21	9	9	9	1	1	0	1	0	0	0	9	11	22.09	2.727																
55 Tim Collins, L (4,1)	1.1	6	1	0	0	2	0	0	1	0	0	0	9	11	0.00	0.750																
27 Shawn Kelley, R (6,1) ERA: 9.0	1.0	7	4	3	3	1	0	0	0	0	0	2	11	11	27.00	4.000																
62 Sean Doolittle, L (7,1) ERA: 2.0	1.0	4	1	0	0	2	0	0	0	0	0	0	8	8	0.00	1.000																
36 Sammy Solis, L (8,1) ERA: 2.0	1.0	3	0	0	0	3	0	0	0	0	0	0	9	9	0.00	0.000																

Washington Nationals @ New York Mets
 First Data Field, Port St. Lucie, FL
 Thu Mar 22 2018, 6:12 PM - 8:53 PM EDT
 Att. 6,733 - Clear - 69 F

AB	37
R	12
H	15
RBI	12
BB	1
SO	9
LOB	11



Batter	1	2	3	4	5	6	7	8	9	AB	R	H	RBI	BB	SO	LOB	TOP			
22 Josh Reddick, L (1, 7) Drew Ferguson, R (8, 7) OBP: 0.432, SLG: 0.590 OBP: 0.333, SLG: 0.167	1-0 G4-6-3 1B		0-0 9 WP 1B	1-2 BB			0-0 G5-3		0-0 1B	3	0	2	0	1	0	0	AB	31		
9 Marwin Gonzalez, S (1, 9) Alejandro Garcia, R (8, 9) OBP: 0.370, SLG: 0.440 OBP: 0.133, SLG: 0.200	1-3 K		1-0 2B	0-0 F7			0-3 K		0-0 G6-3	4	1	1	0	0	2	3	R	3		
27 Jose Altuve, R (1, 4) 91 Josh Rojas, L (8, 4)	0-0 G4-6-3		0-1 G1-3				0-0 F9			4	0	0	0	0	1	2	H	8		
1 Carlos Correa, R (1, 6) 98 Jonathan Aráuz, S (8, 6) OBP: 0.345, SLG: 0.396 OBP: 0.324, SLG: 0.587		4-0 11 BB 16 WP SF8 BB	0-0 16 WP 1B				0-0 G5-3		0-0 E6 11 G4-3	3	2	1	1	1	0	0	RBI	3		
16 Brian McCann, L (1, 2) 44 Tim Federowicz, R (7, 2) OBP: 0.207, SLG: 0.042 OBP: 0.324, SLG: 0.300		4-0 11 BB 1B	0-0 11 FC6-4 1B				0-0 G4-3		0-0 F8	2	0	1	1	1	0	0	BB	6		
11 Evan Gattis, R (1, 10) OBP: 0.391, SLG: 0.270		4-0 FC6-4 BB	0-0 FC6-4				0-3 K		0-0 G4-3	3	0	0	0	1	1	2	SO	7		
Jack Mayfield, R (1, 5) OBP: 0.370, SLG: 0.512		0-0 SF8		0-3 K			0-0 G6-3		0-0 1B	3	0	1	1	0	1	0	LOB	16		
93 Taylor Jones, R (1, 3) OBP: 0.333, SLG: 0.286		0-3 K		0-0 F8			4-0 BB		0-0 G5-4-3	3	0	0	0	1	1	3	WP	2		
Myles Straw, R (1, 8) OBP: 0.375, SLG: 0.357		0-0 FC6-4		4-0 BB			0-3 K		0-0 1B	3	0	1	0	1	1	3	PA	38		
Inning Stats	R: 0 E: 0 K: 1 S: 5	H: 1 LOB: 0 BB: 0 P: 7	R: 1 E: 0 K: 1 S: 5	H: 0 LOB: 2 BB: 3 P: 17	R: 2 E: 0 K: 0 S: 7	H: 4 LOB: 1 BB: 0 P: 8	R: 0 E: 0 K: 1 S: 5	H: 0 LOB: 2 BB: 2 P: 13	R: 0 E: 0 K: 2 S: 7	H: 0 LOB: 0 BB: 0 P: 5	R: 0 E: 0 K: 1 S: 5	H: 0 LOB: 0 BB: 0 P: 5	R: 0 E: 1 K: 1 S: 3	H: 0 LOB: 0 BB: 0 P: 3	R: 0 E: 0 K: 0 S: 5	H: 3 LOB: 2 BB: 0 P: 5	1B: 7 2B: 1 3B: 0 HR: 0	SF: 1 SAC: 0 DP: 3 HBP: 0	WP: 2 PB: 0 SB: 1 CS: 0	PA: 38
PITCHER	IP WLS BF H R ER SO BB IBB HBP BLK WP HR S P ERA WHIP																PITCHER	IP WLS BF H R ER SO BB IBB HBP BLK WP HR S P ERA WHIP		
22 A.J. Cole, R (1, 1) 70 Austin Adams, R (5, 1) 72 Enny Romero, L (6, 1) 21 Brandon Kintzler, R (7, 1) 44 Ryan Madson, R (8, 1) ERA: 4.85 ERA: 4.05 ERA: 0.59 ERA: 6.43 ERA: 3.98	4.0 L 20 5 3 3 3 5 0 0 0 0 2 0 22 45 6.75 2.500																26 Trevor Gott, R (9, 1) ERA:	1.0 5 3 0 0 0 0 0 0 0 0 0 5 5 0.00 1.000		

Houston Astros @ Washington Nationals
TEAM Ballpark of the Palm Beaches, West Palm Beach, FL

AB 31
R 3
H 8
RBI 3
BB 6
SO 7
LOB 16



WP: 2
PB: 0
SB: 1
CS: 0
PA: 38

Fri Mar 23 2018, 6:08 PM - 9:19 PM EDT
Att. 5,127 - Clear - 71 F

Batter	1	2	3	4	5	6	7	8	9	AB	R	H	RBI	BB	SO	LOB	BOTTOM			
3 Michael Taylor, R (1, 8) 6 Daniel Johnson, L (6, 9) OBP: 0.321, SLG: 0.346 OBP: 0.286, SLG: 0.167	0-0 P4		0-0 12 2B 6 1B	1-3 K			0-0 G5-3		0-3 K	3	1	1	0	0	1	2	AB	34		
12 Howie Kendrick, R (1, 3) 4 Joey Harris, L (6, 5) 4 Jacob Wilson, R (7, PH) OBP: 0.381, SLG: 0.406 OBP: 0.200, SLG: 0.200	0-0 G6-3		1-0 6 1B 2B	1-2 2-3			0-3 K		0-0 F7	3	0	1	0	0	1	0	R	1		
34 Bryce Harper, L (1, 9) 13 Jake Noll, R (6, 3)	4-0 BB		0-0 F9				0-3 K		0-0 F7	2	0	0	0	1	1	2	H	7		
6 Anthony Rendon, R (1, 5) 72 Enny Romero, R (6, 1) 21 Brandon Kintzler, R (7, 1) 9 Carter Kieboom, R (8, PH) 44 Ryan Madson, L (8, 1) 26 Trevor Gott, R (8, 1) ERA: 3.98	0-3 K		0-0 2-3 3-H 1B				4-0 BB		0-0 G6-3	2	0	0	0	0	0	0	RBI	1		
15 Matt Adams, L (1, 7) 63 Osvaldo Abreu, R (8, PH) OBP: 0.289, SLG: 0.432 OBP: 0.200, SLG: 0.077		0-0 5 WP 1B	0-3 K				0-2 K		0-3 K	3	0	1	0	0	2	3	BB	4		
14 Miguel Montero, L (1, 2) 64 Spencer Kieboom, R (8, PH) OBP: 0.344, SLG: 0.360 OBP: 0.375, SLG: 0.306		0-3 K	0-0 P5				0-3 K		0-0 F8	3	0	0	0	0	2	3	SO	14		
5 Adrián Sánchez, R (1, 4) 29 Yadiel Hernández, L (8, PH) OBP: 0.293, SLG: 0.250		1-3 K		0-0 E5 3 CS 23 1B			0-0 F8		0-0 G4-3	3	0	0	0	0	1	1	LOB	20		
17 Reid Brignac, L (1, 6) 10 Edwin Lora, R (9, PH) OBP: 0.467, SLG: 0.179 OBP: 1.000, SLG: 1.000		4-0 BB		0-3 K			4-0 45 1B BB		0-0 1B	1	0	0	0	2	1	1	WP	1		
22 A.J. Cole, R (1, 1) 23 Jack Sundberg, L (4, PH) 70 Austin Adams, R (5, 1) 45 Andrew Stevenson, L (6, 8) OBP: 0.308, SLG: 0.458		0-3 K		0-0 3 CS 1B			0-0 1-2 1B		0-3 K	1	0	0	0	0	1	1	PA	38		
Inning Stats	R: 0 E: 0 K: 1 S: 5	H: 0 LOB: 1 BB: 1 P: 9	R: 0 E: 0 K: 3 S: 10	H: 1 LOB: 2 BB: 1 P: 15	R: 1 E: 0 K: 1 S: 8	H: 3 LOB: 0 BB: 0 P: 9	R: 0 E: 1 K: 2 S: 8	H: 1 LOB: 1 BB: 0 P: 9	R: 0 E: 0 K: 3 S: 9	H: 0 LOB: 1 BB: 1 P: 13	R: 0 E: 0 K: 1 S: 6	H: 1 LOB: 2 BB: 1 P: 10	R: 0 E: 0 K: 0 S: 3	H: 0 LOB: 0 BB: 0 P: 3	R: 0 E: 0 K: 1 S: 5	H: 1 LOB: 1 BB: 0 P: 8	1B: 6 2B: 1 3B: 0 HR: 0	SF: 0 SAC: 0 DP: 0 HBP: 0	WP: 1 PB: 0 SB: 1 CS: 2	PA: 38
PITCHER	IP WLS BF H R ER SO BB IBB HBP BLK WP HR S P ERA WHIP																PITCHER	IP WLS BF H R ER SO BB IBB HBP BLK WP HR S P ERA WHIP		
45 Gerrit Cole, R (1, 1) Jacob Dorris, R (4, 1) 29 Tony Sipp, L (5, 1) 95 Cy Sneed, R (6, 1) Buddy Bosshers, L (8, 1) ERA: 2.14 ERA: 6.0 ERA: 5.19 ERA:	1.0 W 18 5 1 1 6 2 0 0 0 0 1 0 6 7 0.00 0.000																Brendan McCurry, R (9, 1) ERA:	1.0 S 4 1 0 0 0 2 0 0 0 0 0 0 6 8 0.00 1.000		

Houston Astros @ Washington Nationals
TEAM Ballpark of the Palm Beaches, West Palm Beach, FL

AB 34
R 1
H 7
RBI 1
BB 4
SO 14
LOB 20



WP: 1
PB: 0
SB: 1
CS: 2
PA: 38

Fri Mar 23 2018, 6:08 PM - 9:19 PM EDT
Att. 5,127 - Clear - 71 F

Batter	1	2	3	4	5	6	7	8	9	AB	R	H	RBI	BB	SO	LOB	TOP				
7 Trea Turner, R OBP: 0.404, SLG: 0.325	0-1 49 2B	4-0		0-0 G6-3		0-3 K		0-0 7 2B		3	1	1	0	1	1	2	Washington Nationals @ Miami Marlins Roger Dean Chevrolet Stadium, Jupiter, FL Fri Mar 23 2018, 7:07 PM - 10:07 PM EDT Att. 3,378 - Clear - 71 F				
5 Yasel Antuna, S OBP: 0.200, SLG: 0.200	1B	1-2 BB		1-2				1-3 1B		1	0	1	0	0	0	0					
1 Wilmer Difo, S OBP: 0.208, SLG: 0.216	0-3	0-3		0-0 F9				0-0		4	0	1	0	0	2	3					
7 Luis García Jr., L OBP: 0.500, SLG: 0.750	K	K						0-0 8 1B		1	0	1	1	0	0	0					
8 Brian Goodwin, L OBP: 0.292, SLG: 0.190	0-0 49 2B				0-0 G1-3			0-0 19 CS		4	1	2	0	0	1	0					
17 Drew Ward, L OBP: 0.250, SLG: 0.500	1B							0-0 2-3 1B		1	0	0	0	0	1	2					
49 Moisés Sierra, R OBP: 0.411, SLG: 0.520	0-0							0-3 19 S		3	0	1	2	1	2	2					
27 Alex Dunlap, R OBP: 0.464, SLG: 0.476	1-2 2B									1	0	0	0	0	1	0					
19 Matt Reynolds, R OBP: 0.464, SLG: 0.476	0-3							0-0		4	0	1	0	0	2	4					
20 Telmito Agustin, L OBP: 0.226, SLG: 0.111	0-3							0-0 G3		1	0	0	0	0	0	0					
29 Pedro Severino, R OBP: 0.226, SLG: 0.111	0-0							0-0 F8		3	1	0	0	1	0	3					
13 Ian Sagdal, L OBP: 0.750, SLG: 1.000	F8							0-0 25 1B		0	0	0	0	1	0	0					
61 Chris Dominguez, R OBP: 0.333, SLG: 0.614								0-0 25 CS		4	1	1	0	0	1	1					
26 Kameron Esthay, L OBP: 0.500, SLG: 0.875								0-0 25 HR		1	0	0	0	0	0	1					
25 Juan Soto, L OBP: 0.500, SLG: 0.875								0-0 G1-3		4	1	2	3	0	1	0					
14 Jakson Reetz, R OBP: 0.500, SLG: 0.286								0-3 K		0	0	0	0	0	0	0					
27 Blake Perkins, S OBP: 0.500, SLG: 0.286								0-0 1-2 1B		3	1	2	0	1	0	1					
								0-0 7 BB													
								0-0 7 G6-3													
								0-0 5 1B													
								0-0 7 2B													
Inning Stats	R: 2 E: 0 K: 2 S: 11	H: 3 LOB: 1 BB: 0 P: 11	R: 0 E: 0 K: 1 S: 6	H: 1 LOB: 2 BB: 1 P: 10	R: 0 E: 0 K: 0 S: 7	H: 0 LOB: 1 BB: 1 P: 11	R: 2 E: 0 K: 0 S: 4	H: 2 LOB: 0 BB: 1 P: 8	R: 0 E: 0 K: 1 S: 6	H: 1 LOB: 1 BB: 0 P: 6	R: 0 E: 0 K: 1 S: 8	H: 2 LOB: 1 BB: 0 P: 7	R: 2 E: 0 K: 2 S: 10	H: 3 LOB: 2 BB: 1 P: 15	R: 0 E: 0 K: 1 S: 5	H: 0 LOB: 1 BB: 1 P: 9	1B: 9 2B: 3 3B: 0 HR: 1	SF: 0 SAC: 0 DP: 1 HBP: 0	WP: 0 PB: 0 SB: 2 CS: 2	PA: 43	
PITCHER	IP WLS BF H R ER SO BB IBB HBP BLK WP HR S P ERA WHIP	IP WLS BF H R ER SO BB IBB HBP BLK WP HR S P ERA WHIP	IP WLS BF H R ER SO BB IBB HBP BLK WP HR S P ERA WHIP	IP WLS BF H R ER SO BB IBB HBP BLK WP HR S P ERA WHIP	IP WLS BF H R ER SO BB IBB HBP BLK WP HR S P ERA WHIP	IP WLS BF H R ER SO BB IBB HBP BLK WP HR S P ERA WHIP	IP WLS BF H R ER SO BB IBB HBP BLK WP HR S P ERA WHIP	IP WLS BF H R ER SO BB IBB HBP BLK WP HR S P ERA WHIP	IP WLS BF H R ER SO BB IBB HBP BLK WP HR S P ERA WHIP	IP WLS BF H R ER SO BB IBB HBP BLK WP HR S P ERA WHIP	IP WLS BF H R ER SO BB IBB HBP BLK WP HR S P ERA WHIP	IP WLS BF H R ER SO BB IBB HBP BLK WP HR S P ERA WHIP	IP WLS BF H R ER SO BB IBB HBP BLK WP HR S P ERA WHIP	IP WLS BF H R ER SO BB IBB HBP BLK WP HR S P ERA WHIP	IP WLS BF H R ER SO BB IBB HBP BLK WP HR S P ERA WHIP	IP WLS BF H R ER SO BB IBB HBP BLK WP HR S P ERA WHIP	IP WLS BF H R ER SO BB IBB HBP BLK WP HR S P ERA WHIP	IP WLS BF H R ER SO BB IBB HBP BLK WP HR S P ERA WHIP	IP WLS BF H R ER SO BB IBB HBP BLK WP HR S P ERA WHIP	IP WLS BF H R ER SO BB IBB HBP BLK WP HR S P ERA WHIP	IP WLS BF H R ER SO BB IBB HBP BLK WP HR S P ERA WHIP

AB	38
R	6
H	13
RBI	6
BB	5
SO	12
LOB	19



Batter	1	2	3	4	5	6	7	8	9	AB	R	H	RBI	BB	SO	LOB	BOTTOM					
9 Lewis Brinson, R OBP: 0.390, SLG: 0.630	0-3 K									2	0	0	0	1	1	1	Washington Nationals @ Miami Marlins Roger Dean Chevrolet Stadium, Jupiter, FL Fri Mar 23 2018, 7:07 PM - 10:07 PM EDT Att. 3,378 - Clear - 71 F					
79 Isaac Galloway, R OBP: 0.441, SLG: 0.531	1B									1	0	1	1	0	0	0						
32 Derek Dietrich, L OBP: 0.444, SLG: 0.674	1-0 13 1B									1	1	0	0	0	0	1						
35 Eric Campbell, R OBP: 0.298, SLG: 0.275	HBP									1	0	0	0	0	0	0						
13 Starlin Castro, R OBP: 0.333, SLG: 0.464	0-0									3	0	2	0	0	1	1						
26 Cristhian Adames, S OBP: 0.389, SLG: 0.515	1-2 15 1B									1	0	1	0	0	0	0						
41 Justin Bour, L OBP: 0.283, SLG: 0.205	0-0									2	0	0	0	0	0	2						
18 Tomás Telis, S OBP: 0.316, SLG: 0.300	F8									1	0	0	0	0	0	1						
15 Brian Anderson, R OBP: 0.373, SLG: 0.600	0-0									3	0	1	1	0	1	1						
50 Chris O'Grady, R OBP: 0.452, SLG: 0.514	1-2 2H 1B									0	0	0	0	0	0	0						
30 Garrett Cooper, R OBP: 0.321, SLG: 0.510	0-0									1	0	0	0	0	0	1						
2 Yadiel Rivera, R OBP: 0.356, SLG: 0.375	F9									3	1	1	1	0	0	2						
19 Miguel Rojas, R OBP: 0.353, SLG: 0.375										1	0	1	0	0	0	0						
48 Severino González, R OBP: 0.435, SLG: 0.353										3	0	1	0	0	1	0						
85 Esmerling De La Rosa, R OBP: 0.333, SLG: 0.333										0	0	0	0	0	0	0						
84 John Norwood, R OBP: 0.333, SLG: 0.333										0	0	0	0	0	0	1						
17 Chad Wallach, R OBP: 0.250, SLG: 0.233										2	0	0	0	0	0	1						
83 Chris Hoo, R OBP: 0.435, SLG: 0.488										2	0	0	0	0	1	1						
31 Caleb Smith, R OBP: 0.362, SLG: 0.595										1	0	0	0	0	1	0						
5 Scott Van Slyke, R OBP: 0.362, SLG: 0.595										1	0	0	0	0	0	1						
29 Brad Ziegler, R OBP: 0.435, SLG: 0.488										0	0	0	0	0	0	0						
81 Peter Mooney, L OBP: 0.435, SLG: 0.488										2	1	1	0	0	1	1						
Inning Stats	R: 1 E: 0 K: 1 S: 7	H: 2 LOB: 2 BB: 0 P: 8	R: 0 E: 0 K: 2 S: 7	H: 0 LOB: 0 BB: 0 P: 7	R: 0 E: 0 K: 0 S: 3	H: 1 LOB: 0 BB: 1 P: 7	R: 0 E: 0 K: 1 S: 5	H: 0 LOB: 0 BB: 0 P: 5	R: 0 E: 0 K: 0 S: 4	H: 1 LOB: 1 BB: 0 P: 4	R: 0 E: 0 K: 1 S: 4	H: 0 LOB: 0 BB: 0 P: 6	R: 2 E: 0 K: 0 S: 7	H: 3 LOB: 0 BB: 0 P: 8	R: 0 E: 0 K: 0 S: 4	H: 1 LOB: 1 BB: 0 P: 4	R: 0 E: 0 K: 2 S: 8	H: 1 LOB: 1 BB: 0 P: 9	1B: 8 2B: 0 3B: 0 HR: 1	SF: 0 SAC: 0 DP: 0 HBP: 3	WP: 2 PB: 0 SB: 1 CS: 2	PA: 38
PITCHER	IP WLS BF H R ER SO BB IBB HBP BLK WP HR S P ERA WHIP	IP WLS BF H R ER SO BB IBB HBP BLK WP HR S P ERA WHIP	IP WLS BF H R ER SO BB IBB HBP BLK WP HR S P ERA WHIP	IP WLS BF H R ER SO BB IBB HBP BLK WP HR S P ERA WHIP	IP WLS BF H R ER SO BB IBB HBP BLK WP HR S P ERA WHIP	IP WLS BF H R ER SO BB IBB HBP BLK WP HR S P ERA WHIP	IP WLS BF H R ER SO BB IBB HBP BLK WP HR S P ERA WHIP	IP WLS BF H R ER SO BB IBB HBP BLK WP HR S P ERA WHIP	IP WLS BF H R ER SO BB IBB HBP BLK WP HR S P ERA WHIP	IP WLS BF H R ER SO BB IBB HBP BLK WP HR S P ERA WHIP	IP WLS BF H R ER SO BB IBB HBP BLK WP HR S P ERA WHIP	IP WLS BF H R ER SO BB IBB HBP BLK WP HR S P ERA WHIP	IP WLS BF H R ER SO BB IBB HBP BLK WP HR S P ERA WHIP	IP WLS BF H R ER SO BB IBB HBP BLK WP HR S P ERA WHIP	IP WLS BF H R ER SO BB IBB HBP BLK WP HR S P ERA WHIP	IP WLS BF H R ER SO BB IBB HBP BLK WP HR S P ERA WHIP	IP WLS BF H R ER SO BB IBB HBP BLK WP HR S P ERA WHIP	IP WLS BF H R ER SO BB IBB HBP BLK WP HR S P ERA WHIP	IP WLS BF H R ER SO BB IBB HBP BLK WP HR S P ERA WHIP	IP WLS BF H R ER SO BB IBB HBP BLK WP HR S P ERA WHIP	IP WLS BF H R ER SO BB IBB HBP BLK WP HR S P ERA WHIP	

AB	32
R	3
H	9
RBI	3
BB	1
SO	7
LOB	15




Batter	1	2	3	4	5	6	7	8	9	AB	R	H	RBI	BB	SO	LOB	TOP					
9 Lewis Brinson, R (1,8) OBP: 0.377, SLG: 0.607 79 Isaac Galloway, R (5, PH) OBP: 0.417, SLG: 0.500	K		K			F7		P2		2	0	0	0	0	2	1	Miami Marlins @ Washington Nationals TEAM Ballpark of the Palm Beaches, West Palm Beach, FL Sat Mar 24 2018, 1:08 PM - 3:35 PM EDT Att. 1 - Partly Cloudy - 74 F					
3 JB Shuck, L (1,7) OBP: 0.444, SLG: 0.500 81 Peter Mooney, L (6,6) OBP: 0.426, SLG: 0.476	F9			K				L8		3	1	1	0	0	1	0						
1 Cameron Maybin, R (1,9) OBP: 0.326, SLG: 0.371 30 Garrett Cooper, R (6,9) OBP: 0.315, SLG: 0.500	K			F8				P3		3	0	0	0	0	1	1						
41 Justin Bour, L (1,3) OBP: 0.271, SLG: 0.195 5 Scott Van Slyke, R (5,3) OBP: 0.347, SLG: 0.568		F7		K				P6		2	0	0	0	0	1	0						
35 Eric Campbell, R (1,5) OBP: 0.320, SLG: 0.302 82 Mason Davis, S (7,5)	K							F9		3	2	2	0	0	1	0						
26 Cristhian Adames, S (1,4) OBP: 0.385, SLG: 0.500 90 Riley Mahan, L (7,4)	F7									3	0	1	1	0	0	1						
2 Yadiel Rivera, R (1,6) OBP: 0.388, SLG: 0.477 (6,7)										4	1	3	3	0	0	0						
28 Bryan Holaday, R (1,2) OBP: 0.156, SLG: 0.344 37 Jumbo Diaz, R (7,1) 91 Jeff Kinley, L (8,1) 18 Tomás Telis, S (9, PH) OBP: 0.311, SLG: 0.293 95 Joe Gunkel, R (9,1)										3	0	1	0	0	0	3						
Trevor Richards, R (1,1) 83 Chris Hoo, R (7, PH) (7,2)										1	0	0	0	0	1	1						
Inning Stats	R: 0 E: 0 K: 2 S: 7	H: 0 LOB: 0 BB: 0 P: 7	R: 0 E: 0 K: 1 S: 5	H: 0 LOB: 0 BB: 0 P: 5	R: 0 E: 0 K: 1 S: 6	H: 1 LOB: 1 BB: 0 P: 6	R: 0 E: 0 K: 2 S: 7	H: 0 LOB: 0 BB: 0 P: 7	R: 2 E: 0 K: 1 S: 9	H: 3 LOB: 1 BB: 0 P: 9	R: 2 E: 0 K: 1 S: 9	H: 4 LOB: 2 BB: 0 P: 10	R: 0 E: 0 K: 1 S: 5	H: 0 LOB: 0 BB: 0 P: 5	R: 0 E: 0 K: 0 S: 3	H: 0 LOB: 0 BB: 0 P: 3		R: 0 E: 0 K: 0 S: 3	H: 0 LOB: 0 BB: 0 P: 3	1B: 6 2B: 1 3B: 0 HR: 1	SF: 0 SAC: 1 DP: 0 HBP: 0	WP: 0 PB: 0 SB: 1 CS: 1
PITCHER	IP WLS BF H R ER SO BB IBB HBP BLK WP HR S P ERA WHIP																					
31 Max Scherzer, R (1,1) ERA: 4.15 27 Shawn Kelley, R (8,1) ERA: 7.88 21 Brandon Kintzler, R (9,1) ERA: 5.63	7.0 L 29 8 4 4 9 0 0 0 0 0 0 1 48 49 5.14 1.143																					

AB	34
R	4
H	8
RBI	4
BB	0
SO	9
LOB	9



Batter	1	2	3	4	5	6	7	8	9	AB	R	H	RBI	BB	SO	LOB	BOTTOM			
2 Adam Eaton, L (1,7) OBP: 0.429, SLG: 0.615 49 Moisés Sierra, R (6,7) OBP: 0.397, SLG: 0.500	F7	F9								3	0	0	0	0	0	3	Miami Marlins @ Washington Nationals TEAM Ballpark of the Palm Beaches, West Palm Beach, FL Sat Mar 24 2018, 1:08 PM - 3:35 PM EDT Att. 1 - Partly Cloudy - 74 F			
7 Trea Turner, R (1,6) OBP: 0.373, SLG: 0.295 1 Benjie González, S (8,6) OBP: 1.000, SLG: 1.000	F9		F9							4	0	0	1	0	1	1				
34 Bryce Harper, L (1,9) OBP: 0.400, SLG: 0.512 11 Anderson Franco, R (8,3)	E9									3	0	0	0	1	0	0				
15 Matt Adams, L (1,3) OBP: 0.333, SLG: 0.463 8 Rhett Wiseman, L (7, PR) (8,7)	CS									4	1	3	0	0	0	1				
14 Miguel Montero, L (1,2) OBP: 0.333, SLG: 0.345 27 Shawn Kelley, R (8,1) 10 Irving Falu, S (9,4) OBP: 1.000, SLG: 3.000		F7								4	0	1	0	0	0	4				
8 Brian Goodwin, L (1,8) OBP: 0.289, SLG: 0.174 18 Zach Collier, L (9,8)										4	0	0	0	0	0	2				
1 Wilmer Difo, S (1,4) OBP: 0.211, SLG: 0.218 21 Brandon Kintzler, R (9,1)										4	0	1	0	0	0	2				
19 Matt Reynolds, R (1,5) OBP: 0.458, SLG: 0.467 64 Spencer Kieboom, R (8,2) OBP: 0.390, SLG: 0.324										3	1	1	1	0	1	2				
31 Max Scherzer, R (1,1) 61 Chris Dominguez, R (7, PH) OBP: 0.319, SLG: 0.587 (8,5)										2	0	0	0	0	1	3				
Inning Stats	R: 0 E: 1 K: 0 S: 3	H: 0 LOB: 0 BB: 0 P: 4	R: 1 E: 2 K: 1 S: 9	H: 2 LOB: 3 BB: 0 P: 9	R: 0 E: 0 K: 0 S: 3	H: 1 LOB: 2 BB: 1 P: 7	R: 0 E: 0 K: 1 S: 5	H: 0 LOB: 0 BB: 0 P: 5	R: 0 E: 0 K: 0 S: 5	H: 1 LOB: 2 BB: 0 P: 5	R: 2 E: 2 K: 0 S: 7	H: 2 LOB: 2 BB: 0 P: 7	R: 0 E: 0 K: 0 S: 4	H: 1 LOB: 1 BB: 0 P: 4	R: 0 E: 0 K: 1 S: 6	H: 1 LOB: 1 BB: 0 P: 6		1B: 8 2B: 0 3B: 0 HR: 0	SF: 0 SAC: 0 DP: 0 HBP: 0	WP: 0 PB: 0 SB: 0 CS: 1
PITCHER	IP WLS BF H R ER SO BB IBB HBP BLK WP HR S P ERA WHIP																			
Trevor Richards, R (1,1) ERA: 0.75 37 Jumbo Diaz, R (7,1) ERA: 3.69 91 Jeff Kinley, L (8,1) ERA: 95 Joe Gunkel, R (9,1) ERA:	6.0 W 25 4 1 0 3 1 0 0 0 0 0 0 7 7 0.00 2.000																			

AB	39
R	3
H	8
RBI	2
BB	1
SO	4
LOB	23



Batter	1	2	3	4	5	6	7	8	9	AB	R	H	RBI	BB	SO	LOB	TOP												
25 Dexter Fowler, S OBP: 0.326, SLG: 0.356 60 John Brebbia, L Ryan Helsley, R 3 Jedg Gyorko, R 91 Thomas Szap, R 64 Sam Tuivailala, R										3	0	0	0	0	2	0	St. Louis Cardinals @ Washington Nationals												
28 Tommy Pham, R OBP: 0.313, SLG: 0.364 73 Patrick Wisdom, R OBP: 0.268, SLG: 0.208										2	2	2	0	1	0	0	TEAM Ballpark of the Palm Beaches, West Palm Beach, FL												
13 Matt Carpenter, L OBP: 0.615, SLG: 0.842 34 Yairo Muñoz, R OBP: 0.377, SLG: 0.544										1	0	0	0	1	0	1	Sun Mar 25 2018, 1:08 PM - 3:38 PM EDT												
23 Marcell Ozuna, R OBP: 0.371, SLG: 0.655 75 Adolis Garcia, R OBP: 0.375, SLG: 0.590										2	0	1	1	1	1	1	Att. 7,020 - Clear - 79 F												
38 José Martínez, R OBP: 0.351, SLG: 0.569 93 Andrew Knizner, R OBP: 0.368, SLG: 0.500										3	0	0	0	0	0	4	livebaseballscorecards.com												
4 Yadier Molina, R OBP: 0.327, SLG: 0.553 78 Randy Arozarena, R OBP: 0.348, SLG: 0.439										2	0	0	0	0	2	2													
12 Paul DeJong, R OBP: 0.369, SLG: 0.614 66 Wilfredo Tovar, R OBP: 0.304, SLG: 0.364										2	0	0	0	0	1	0	AB 30												
16 Kolten Wong, L OBP: 0.347, SLG: 0.293 54 Alex Mejia, R OBP: 0.242, SLG: 0.258										2	0	0	0	0	2	0	R 2												
Jordan Hicks, R 35 Greg Garcia, L 46 Francisco Peña, R										1	0	0	0	0	1	0	H 5												
Inning Stats	R: 1 E: 0 K: 2 S: 9	H: 2 LOB: 2 BB: 0 P: 11	R: 0 E: 0 K: 3 S: 9	H: 0 LOB: 0 BB: 0 P: 9	R: 0 E: 0 K: 2 S: 7	H: 0 LOB: 1 BB: 1 P: 11	R: 0 E: 0 K: 1 S: 5	H: 0 LOB: 0 BB: 0 P: 5	R: 0 E: 0 K: 1 S: 5	H: 1 LOB: 2 BB: 2 P: 13	R: 0 E: 0 K: 0 S: 3	H: 1 LOB: 1 BB: 0 P: 6	R: 0 E: 0 K: 0 S: 3	H: 0 LOB: 0 BB: 0 P: 3	1B: 3 2B: 3 3B: 0 HR: 0	SF: 0 SAC: 0 DP: 2 HBP: 1	WP: 0 PB: 0 SB: 1 CS: 0	PA: 34											
PITCHER	IP WLS BF H R ER SO BB IBB HBP BLK WP HR S P ERA WHIP																PITCHER	IP WLS BF H R ER SO BB IBB HBP BLK WP HR S P ERA WHIP											
37 Stephen Strasburg, R ERA: 4.7 Tim Collins, L ERA: 3.0 72 Enny Romero, L ERA: 7.99 44 Ryan Madson, R ERA: 3.38 26 Trevor Gott, R ERA:	5.2 0.1 1.0 1.0 1.0	23 1 W 3 H 4 S 3	3 0 0 0 0	2 0 0 0 0	10 0 0 0 0	3 0 0 0 0	0 0 0 0 0	0 0 0 0 0	0 0 0 0 0	0 0 0 0 0	3 3 3 6 3	3 3 6 3 3	3.18 0.00 1.000 0.000 0.000	1.059 0.000 1.000 1.000 0.000															

Batter	1	2	3	4	5	6	7	8	9	AB	R	H	RBI	BB	SO	LOB	BOTTOM	
2 Adam Eaton, L OBP: 0.353, SLG: 0.500 6 Daniel Johnson, L OBP: 0.250, SLG: 0.143										3	0	0	0	0	1	0	St. Louis Cardinals @ Washington Nationals	
6 Anthony Rendon, R OBP: 0.432, SLG: 0.432 Chris Dominguez, R OBP: 0.333, SLG: 0.660										3	0	0	0	0	0	0	TEAM Ballpark of the Palm Beaches, West Palm Beach, FL	
34 Bryce Harper, L OBP: 0.377, SLG: 0.478 29 Yadiel Hernandez, L										3	0	0	0	0	0	0	Sun Mar 25 2018, 1:08 PM - 3:38 PM EDT	
12 Howie Kendrick, R OBP: 0.342, SLG: 0.382 1 Wilmer Difo, S OBP: 0.237, SLG: 0.268										2	0	0	0	0	1	0	Att. 7,020 - Clear - 79 F	
15 Matt Adams, L OBP: 0.341, SLG: 0.535 19 Matt Reynolds, R OBP: 0.443, SLG: 0.447										2	1	1	1	0	0	0	livebaseballscorecards.com	
7 Trea Turner, R OBP: 0.377, SLG: 0.304 Moisés Sierra, R OBP: 0.390, SLG: 0.500										2	0	1	0	0	0	0		
3 Michael Taylor, R OBP: 0.333, SLG: 0.464 Spencer Kieboom, R OBP: 0.405, SLG: 0.324										2	1	1	1	0	0	1	AB 28	
32 Matt Wieters, S OBP: 0.361, SLG: 0.355 17 Drew Ward, L OBP: 0.200, SLG: 0.400										2	0	0	0	0	0	0	R 4	
37 Stephen Strasburg, R Tim Collins, L 72 Enny Romero, R 44 Ryan Madson, L 5 Adrián Sánchez, R 26 Trevor Gott, R	4.0 2.0 1.0 1.0	13 8 5 6	0 2 1 2	0 2 1 1	0 2 1 0	2 2 2 0	0 0 0 2	0 0 0 0	0 0 0 0	0 2 8 4	0 12 12 9.00	0 17 18 0.00	0 12 12 0.250	0 0 0 0	0 0 0 0	0 0 0 0	WP: 0 PB: 0 SB: 1 CS: 0	PA: 32
PITCHER	IP WLS BF H R ER SO BB IBB HBP BLK WP HR S P ERA WHIP																PITCHER	IP WLS BF H R ER SO BB IBB HBP BLK WP HR S P ERA WHIP

St. Louis Cardinals @ Washington Nationals
Sun Mar 25 2018, 1:08 PM - 3:38 PM EDT

TEAM Ballpark of the Palm Beaches, West Palm Beach, FL
Att. 7,020 - Clear - 79 F

AB 30
R 2
H 5
RBI 1
BB 3
SO 12
LOB 14

WP: 0
PB: 0
SB: 1
CS: 0

Batter	1	2	3	4	5	6	7	8	9	AB	R	H	RBI	BB	SO	LOB	TOP			
2 Brian Dozier, R <small>(1, 4) C SI 87 X CU 74</small> <small>OBP: 0.300, SLG: 0.444</small> 40 Gregorio Petit, R <small>(6, FR) (6, 4)</small> <small>OBP: 0.239, SLG: 0.381</small>										3	0	2	0	0	1	0				
7 Jose Mauer, L <small>(1, 10) B FF 88 C SI 88</small> <small>OBP: 0.352, SLG: 0.324</small> 78 Williams Astudillo, R <small>(8, PH) (8, 10)</small> <small>OBP: 0.208, SLG: 0.364</small>										3	0	0	0	0	1	2				
22 Miguel Sano, R <small>(1, 5) B FF 89 C CH 80</small> <small>OBP: 0.391, SLG: 0.605</small> Nick Gordon, L <small>(6, 6) B SI 87 F SI 89</small> <small>OBP: 0.440, SLG: 0.625</small>										2	0	0	0	1	0	2				
20 Eddie Rosario, L <small>(1, 7) C FF 87 B SI 89</small> <small>OBP: 0.194, SLG: 0.286</small> 72 Ryan LaMarre, R <small>(7, 9) C SI 87 X CH 82</small> <small>OBP: 0.511, SLG: 0.775</small>										3	0	0	0	0	1	2				
99 Logan Morrison, L <small>(1, 3) C SI 87 B SI 89</small> <small>OBP: 0.353, SLG: 0.419</small> 36 Robbie Grossman, S <small>(6, 9) C SI 87 X CH 82</small> <small>OBP: 0.259, SLG: 0.255</small> LaMonte Wade Jr., L <small>(8, PH) (9, 7)</small> <small>OBP: 0.441, SLG: 0.360</small>										2	0	0	0	0	0	2				
5 Eduardo Escobar, S <small>(1, 6) B CU 75 B SI 88</small> <small>OBP: 0.288, SLG: 0.333</small> 16 Ehire Adrianza, S <small>(6, 5) C SI 88 X SI 89</small> <small>OBP: 0.353, SLG: 0.630</small>										2	0	0	0	0	0	0				
26 Max Kepler, L <small>(1, 9) X FF 90</small> <small>OBP: 0.288, SLG: 0.286</small> 23 Mitch Garver, R <small>(6, 2) B SI 91 B CH 85</small> <small>OBP: 0.275, SLG: 0.286</small>										2	0	0	0	0	0	0				
25 Byron Buxton, R <small>(1, 8) X SI 88</small> <small>OBP: 0.278, SLG: 0.380</small> 8 Zack Granite, L <small>(6, 8) B SI 84 X SL 85</small> <small>OBP: 0.229, SLG: 0.163</small>										2	0	0	0	0	0	0				
15 Jason Castro, L <small>(1, 2) E: 0</small> <small>OBP: 0.219, SLG: 0.207</small> 46 Bobby Wilson, R <small>(6, 3) C SI 88 X SI 89</small> <small>OBP: 0.194, SLG: 0.276</small>										2	0	0	0	0	1	0				
Inning Stats	R: 0 H: 1 E: 0 K: 1 S: 13	H: 1 LOB: 2 BB: 1 P: 19	R: 0 H: 0 E: 0 K: 0 S: 5	H: 0 LOB: 0 BB: 0 P: 8	R: 0 H: 0 E: 0 K: 1 S: 8	H: 0 LOB: 0 BB: 0 P: 10	R: 0 H: 0 E: 0 K: 1 S: 8	H: 0 LOB: 0 BB: 0 P: 14	R: 0 H: 1 E: 0 K: 1 S: 11	H: 1 LOB: 2 BB: 0 P: 15	R: 1 H: 1 E: 0 K: 0 S: 8	H: 1 LOB: 0 BB: 0 P: 12	R: 0 H: 2 E: 0 K: 1 S: 11	H: 2 LOB: 1 BB: 2 P: 18	R: 2 H: 2 E: 0 K: 1 S: 12	H: 2 LOB: 2 BB: 2 P: 28	1B: 4 2B: 2 3B: 0 HR: 1	SF: 0 SAC: 0 DP: 0 HBP: 0	WP: 1 PB: 0 CS: 1	PA: 36
PITCHER	IP WLS BF H R ER SO	IP WLS BF H R ER SO	IP WLS BF H R ER SO	IP WLS BF H R ER SO	IP WLS BF H R ER SO	IP WLS BF H R ER SO	IP WLS BF H R ER SO	IP WLS BF H R ER SO	IP WLS BF H R ER SO	IP WLS BF H R ER SO	IP WLS BF H R ER SO	IP WLS BF H R ER SO	IP WLS BF H R ER SO	IP WLS BF H R ER SO	IP WLS BF H R ER SO	IP WLS BF H R ER SO	ERA WHIP	ERA WHIP	ERA WHIP	ERA WHIP
47 Gio González, L <small>(1, 1) ERA: 3.57</small> 33 Matt Grace, L <small>(4, 1) ERA: 3.29</small> 21 Brandon Kintzler, R <small>(5, 1) ERA: 5.0</small> 62 Sean Doolittle, L <small>(6, 1) ERA: 5.0</small> 27 Shawn Kelley, R <small>(7, 1) ERA: 8.0</small>	3.0 11 1 0 0 2	1.0 3 0 0 0 1	1.0 3 0 0 0 1	1.0 4 1 0 0 1	1.0 4 1 1 1 0	1.0 4 2 0 0 1	0.2 6 2 2 2 1	0.1 1 0 0 0 0	1.0 4 2 0 0 1	0.2 6 2 2 2 1	0.1 1 0 0 0 0	1.0 4 2 0 0 1	0.2 6 2 2 2 1	0.1 1 0 0 0 0	1.0 4 2 0 0 1	0.2 6 2 2 2 1	0.00 0.667	0.00 0.000	0.00 0.000	0.00 1.000
36 Sammy Solis, L <small>(8, 1) ERA: 1.8</small> 26 Trevor Gott, R <small>(9, 1) ERA: 1.54</small> Chris Smith, R <small>(9, 1) ERA: 1.13</small>	1.0 4 2 0 0 1	1.0 4 2 0 0 1	1.0 4 2 0 0 1	1.0 4 2 0 0 1	1.0 4 2 0 0 1	1.0 4 2 0 0 1	1.0 4 2 0 0 1	1.0 4 2 0 0 1	1.0 4 2 0 0 1	1.0 4 2 0 0 1	1.0 4 2 0 0 1	1.0 4 2 0 0 1	1.0 4 2 0 0 1	1.0 4 2 0 0 1	1.0 4 2 0 0 1	1.0 4 2 0 0 1	0.00 0.667	0.00 0.000	0.00 0.000	0.00 1.000
Batter	1	2	3	4	5	6	7	8	9	AB	R	H	RBI	BB	SO	LOB	BOTTOM			
2 Adam Eaton, L <small>(1, 10) B FF 93 X FF 93</small> <small>OBP: 0.286, SLG: 0.400</small>										4	0	0	0	1	2					
6 Anthony Rendon, R <small>(1, 5) C FF 93 B SI 93</small> <small>OBP: 0.426, SLG: 0.410</small> 25 Juan Soto, L <small>(7, 9) B SI 93 T SV 82</small> <small>OBP: 0.455, SLG: 0.778</small>										2	0	0	0	1	0					
34 Bryce Harper, L <small>(1, 9) B FF 94 B CH 85</small> <small>OBP: 0.375, SLG: 0.458</small> Matt Reynolds, R <small>(7, 5) C SI 93 B CH 84</small> <small>OBP: 0.452, SLG: 0.447</small>										2	0	0	0	1	2	1				
12 Howie Kendrick, R <small>(1, 4) F FF 92 B SI 93</small> <small>OBP: 0.317, SLG: 0.351</small> 1 Wilmer Difo, S <small>(8, 4) C SI 93 X SI 94</small> <small>OBP: 0.233, SLG: 0.263</small>										3	0	0	0	0	1	1				
15 Matt Adams, L <small>(1, 3) B FF 93 C CH 85</small> <small>OBP: 0.340, SLG: 0.511</small> Moisés Sierra, R <small>(9, 7) F FF 93 B SI 93</small> <small>OBP: 0.383, SLG: 0.491</small>										2	0	0	0	1	0	0				
7 Trea Turner, R <small>(1, 6) C FF 93 B SI 93</small> <small>OBP: 0.393, SLG: 0.375</small> 9 Carter Kieboom, R <small>(8, 6) C SI 93 S SV 81</small> <small>OBP: 0.167, SLG: 0.333</small>										2	1	1	1	1	1	0				
3 Michael Taylor, R <small>(1, 8) C FF 94 F SV 92</small> <small>OBP: 0.333, SLG: 0.419</small> Chris Dominguez, R <small>(8, 3) C SI 93 S FF 93</small> <small>OBP: 0.333, SLG: 0.660</small>										3	0	0	0	0	3	2				
Miguel Montero, L <small>(1, 2) E: 0</small> <small>OBP: 0.308, SLG: 0.313</small> Spencer Kieboom, R <small>(8, 2) C SI 93 F SV 92</small> <small>OBP: 0.405, SLG: 0.324</small>										3	0	0	0	0	1	2				
8 Brian Goodwin, L <small>(1, 7) C SI 93 B CH 85</small> <small>OBP: 0.291, SLG: 0.188</small>										2	0	1	0	1	0	0				
Inning Stats	R: 0 H: 0 E: 0 K: 1 S: 9	H: 0 LOB: 1 BB: 1 P: 18	R: 0 H: 0 E: 0 K: 2 S: 10	H: 0 LOB: 0 BB: 0 P: 12	R: 0 H: 0 E: 0 K: 0 S: 8	H: 0 LOB: 0 BB: 0 P: 12	R: 0 H: 0 E: 0 K: 2 S: 8	H: 0 LOB: 0 BB: 0 P: 14	R: 1 H: 1 E: 0 K: 2 S: 8	H: 1 LOB: 1 BB: 1 P: 16	R: 0 H: 0 E: 0 K: 1 S: 9	H: 0 LOB: 2 BB: 2 P: 20	R: 0 H: 0 E: 0 K: 0 S: 3	H: 0 LOB: 0 BB: 1 P: 7	R: 0 H: 0 E: 0 K: 2 S: 11	H: 0 LOB: 1 BB: 1 P: 21	1B: 1 2B: 0 3B: 0 HR: 1	SF: 0 SAC: 0 DP: 1 HBP: 0	WP: 1 PB: 0 SB: 0 CS: 1	PA: 33
PITCHER	IP WLS BF H R ER SO	IP WLS BF H R ER SO	IP WLS BF H R ER SO	IP WLS BF H R ER SO	IP WLS BF H R ER SO	IP WLS BF H R ER SO	IP WLS BF H R ER SO	IP WLS BF H R ER SO	IP WLS BF H R ER SO	IP WLS BF H R ER SO	IP WLS BF H R ER SO	IP WLS BF H R ER SO	IP WLS BF H R ER SO	IP WLS BF H R ER SO	IP WLS BF H R ER SO	IP WLS BF H R ER SO	ERA WHIP	ERA WHIP	ERA WHIP	ERA WHIP
17 José Berrios, R <small>(1, 1) ERA: 1.42</small> 57 Ryan Pressly, R <small>(4, 1) ERA: 2.38</small> 39 Trevor Hildenberger, R <small>(5, 1) ERA: 1.75</small> 55 Taylor Rogers, L <small>(6, 1) ERA: 6.57</small> 61 Tyler Kniley, R <small>(7, 1) ERA: 5.25</small>	3.0 10 3 0 0 2	1.0 3 0 0 0 2	1.0 4 1 1 1 2	1.0 4 1 0 0 2	1.0 4 0 0 0 1	1.0 4 0 0 0 1	1.0 4 0 0 0 1	1.0 4 0 0 0 2	1.0 4 0 0 0 2	1.0 4 0 0 0 2	1.0 4 0 0 0 2	1.0 4 0 0 0 2	1.0 4 0 0 0 2	1.0 4 0 0 0 2	1.0 4 0 0 0 2	1.0 4 0 0 0 2	0.00 0.333	0.00 0.000	0.00 0.000	0.00 2.000
58 Gabriel Moya, L <small>(8, 1) ERA: 0.75</small> 66 Matt Magill, R <small>(9, 1) ERA: 1.6</small>	1.0 3 0 0 0 2	1.0 4 0 0 0 2	1.0 4 0 0 0 2	1.0 4 0 0 0 2	1.0 4 0 0 0 2	1.0 4 0 0 0 2	1.0 4 0 0 0 2	1.0 4 0 0 0 2	1.0 4 0 0 0 2	1.0 4 0 0 0 2	1.0 4 0 0 0 2	1.0 4 0 0 0 2	1.0 4 0 0 0 2	1.0 4 0 0 0 2	1.0 4 0 0 0 2	1.0 4 0 0 0 2	0.00 0.000	0.00 0.000	0.00 0.000	0.00 1.000

Minnesota Twins @ Washington Nationals
 Nationals Park, Washington, DC
 Tue Mar 27 2018, 4:08 PM - 6:50 PM EDT
 Att: 23,877 - Overcast - 46 F

AB	33
R	3
H	7
RBI	3
BB	3
SO	6
LOB	16



Minnesota Twins @ Washington Nationals
 Nationals Park, Washington, DC
 Tue Mar 27 2018, 4:08 PM - 6:50 PM EDT
 Att: 23,877 - Overcast - 46 F

AB	27
R	1
H	2
RBI	1
BB	6
SO	12
LOB	12



Batter	1	2	3	4	5	6	7	8	9	AB	R	H	RBI	BB	SO	LOB	TOP								
2 Adam Eaton, L OBP: 0.778, SLG: 1.375 33 Matt Grace, L 1 Wilmer Difo, S										5	4	5	3	0	0	0									
6 Anthony Rendon, R OBP: 0.333, SLG: 0.250										4	0	1	0	1	1	3									
34 Bryce Harper, L OBP: 0.333, SLG: 0.333										3	1	0	2	0	0	2									
15 Matt Adams, L OBP: 0.333, SLG: 0.800										4	2	1	3	1	2	1									
12 Howie Kendrick, R OBP: 0.333, SLG: 0.444 72 Enny Romero, R 26 Trevor Gott, R										5	1	2	0	0	1	1									
7 Trea Turner, R OBP: 0.444, SLG: 0.714										4	2	2	1	1	0	0									
8 Brian Goodwin, L OBP: 0.286, SLG: 0.833										5	2	2	4	0	2	2									
32 Matt Wieters, S OBP: 0.333, SLG: 0.143										4	1	1	0	1	1	0									
37 Stephen Strasburg, R 36 Sammy Solis, R 11 Ryan Zimmerman, R 3 Michael Taylor, R										3	0	0	0	0	1	2									
Inning Stats	R: 3 H: 2 E: 0 K: 1 S: 15	H: 2 LOB: 0 BB: 1 P: 25	R: 0 H: 0 E: 0 K: 1 S: 8	H: 0 LOB: 0 BB: 0 P: 10	R: 1 H: 2 E: 0 K: 1 S: 13	H: 2 LOB: 1 BB: 0 P: 18	R: 1 H: 1 E: 0 K: 2 S: 9	H: 1 LOB: 0 BB: 0 P: 14	R: 1 H: 1 E: 0 K: 1 S: 13	H: 1 LOB: 0 BB: 0 P: 18	R: 0 H: 2 E: 0 K: 1 S: 11	H: 2 LOB: 2 BB: 1 P: 21	R: 1 H: 1 E: 0 K: 0 S: 11	H: 1 LOB: 0 BB: 0 P: 17	R: 2 H: 3 E: 0 K: 1 S: 19	H: 3 LOB: 2 BB: 2 P: 26	R: 4 H: 2 E: 0 K: 0 S: 15	H: 2 LOB: 0 BB: 2 P: 30	1B: 8 2B: 2 3B: 0 HR: 4	SF: 2 SAC: 0 DP: 0 HBP: 1	WP: 0 PB: 0 SB: 0 CS: 1	PA: 45			
PITCHER	IP WLS BF H R ER SO BB IBB HBP BLK WP HR S P ERA WHIP	5.0 L 22 6 6 6 6 1 0 0 0 0 2 58 85 10.80 1.400	2.0 9 3 1 1 1 0 1 0 0 0 0 1 22 38 4.50 1.500	1.0 7 3 2 2 1 0 0 1 0 0 0 0 19 26 18.00 3.000	0.2 6 2 4 4 0 2 0 0 0 0 1 14 29 54.00 6.000	0.1 1 0 0 0 0 0 0 0 0 0 0 0 1 1 0.00 0.000																			

Washington Nationals @ Cincinnati Reds
Great American Ball Park, Cincinnati, OH
Sat Mar 31 2018, 2:11 PM - 5:27 PM EDT
Att: 27,341 - Partly Cloudy - 59 F

livebaseballscores.com

AB 38
R 13
H 14
RBI 13
BB 4
SO 8
LOB 11

Batter	1	2	3	4	5	6	7	8	9	AB	R	H	RBI	BB	SO	LOB	BOTTOM							
33 Jesse Winker, L OBP: 0.444, SLG: 0.286										4	2	2	0	1	1	0								
7 Eugenio Suárez, R OBP: 0.222, SLG: 0.556										5	2	2	2	0	1	4								
19 Joey Votto, L OBP: 0.333, SLG: 0.250										4	0	1	0	1	2	3								
3 Scooter Gennett, L OBP: 0.667, SLG: 0.778										5	0	2	1	0	0	5								
43 Scott Schebler, L OBP: 0.333, SLG: 0.778										5	2	2	1	0	0	6								
23 Adam Duvall, R OBP: 0.167, SLG: 0.800										4	1	1	3	0	2	1								
9 José Peraza, R										4	0	0	0	0	2	2								
16 Tucker Barnhart, L OBP: 0.143, SLG: 0.143										4	0	1	0	0	1	0								
58 Luis Castillo, R 46 Phil Gosselin, R 40 Austin Brice, R 4 Cliff Pennington, S 72 Enny Romero, L 27 Phillip Ervin, R 61 Kevin Quackenbush, R 48 Jared Hughes, R										1	0	0	0	0	0	0								
Inning Stats	R: 0 H: 2 E: 0 K: 0 S: 9	H: 2 LOB: 2 BB: 0 P: 14	R: 0 H: 0 E: 0 K: 2 S: 11	H: 0 LOB: 0 BB: 0 P: 15	R: 0 H: 0 E: 0 K: 1 S: 9	H: 0 LOB: 0 BB: 0 P: 12	R: 1 H: 1 E: 0 K: 1 S: 7	H: 1 LOB: 0 BB: 0 P: 10	R: 0 H: 0 E: 0 K: 1 S: 5	H: 0 LOB: 0 BB: 0 P: 5	R: 2 H: 2 E: 1 K: 1 S: 16	H: 2 LOB: 2 BB: 1 P: 25	R: 0 H: 3 E: 0 K: 2 S: 17	H: 3 LOB: 3 BB: 0 P: 25	R: 2 H: 2 E: 0 K: 2 S: 13	H: 2 LOB: 0 BB: 0 P: 19	R: 2 H: 2 E: 0 K: 1 S: 14	H: 2 LOB: 1 BB: 1 P: 28	1B: 8 2B: 1 3B: 0 HR: 3	SF: 1 SAC: 0 DP: 0 HBP: 0	WP: 0 PB: 0 SB: 0 CS: 0	PA: 42		
PITCHER	IP WLS BF H R ER SO BB IBB HBP BLK WP HR S P ERA WHIP	6.1 W 29 8 3 1 7 1 0 0 0 0 0 6 7 0.00 0.000	1.0 5 2 2 2 2 0 0 0 0 0 0 1 13 19 18.00 2.000	0.2 5 2 2 2 1 1 0 0 0 0 1 11 24 27.00 4.500	0.1 1 0 0 0 0 0 0 0 0 0 0 0 3 4 0.00 0.000																			

Washington Nationals @ Cincinnati Reds
Great American Ball Park, Cincinnati, OH
Sat Mar 31 2018, 2:11 PM - 5:27 PM EDT
Att: 27,341 - Partly Cloudy - 59 F

livebaseballscores.com

AB 39
R 7
H 12
RBI 7
BB 2
SO 11
LOB 21

Batter	1	2	3	4	5	6	7	8	9	AB	R	H	RBI	BB	SO	LOB	TOP
2 Adam Eaton, L (1,7) OBP: 0.643, SLG: 1.231 36 Sammy Solis, R (8,1) 44 Ryan Madson, L (8,1) 62 Sean Doolittle, L (9,1)										5	2	2	2	0	0	2	
6 Anthony Rendon, R (1,5) OBP: 0.286, SLG: 0.462										5	1	1	2	0	0	0	
34 Bryce Harper, L (1,9) OBP: 0.429, SLG: 1.000										4	2	2	2	1	0	0	
11 Ryan Zimmerman, R (1,3) OBP: 0.300, SLG: 0.125										4	0	1	0	1	1	0	
7 Trea Turner, R (1,6) OBP: 0.429, SLG: 0.545										4	0	1	0	1	1	2	
3 Michael Taylor, R (1,8) OBP: 0.222, SLG: 0.125										3	0	0	0	1	2	3	
14 Miguel Montero, L (1,2)										3	0	0	0	1	0	1	
47 Gio González, R (1,1) 33 Matt Grace, L (7,1) 8 Brian Goodwin, L (8,PH) OBP: 0.375, SLG: 0.833										3	0	0	0	0	2	2	
1 Wilmer Difo, S (1,4) OBP: 0.500, SLG: 0.333										3	1	1	0	1	0	0	
Inning Stats	R: 2 H: 2 E: 0 K: 1 S: 20	H: 2 LOB: 1 BB: 1 P: 34	R: 0 H: 0 E: 0 K: 1 S: 6	H: 0 LOB: 0 BB: 0 P: 10	R: 0 H: 0 E: 0 K: 0 S: 6	H: 1 LOB: 2 BB: 2 P: 9	R: 0 H: 0 E: 0 K: 0 S: 6	H: 1 LOB: 1 BB: 1 P: 21	R: 2 H: 3 E: 0 K: 1 S: 15	H: 3 LOB: 2 BB: 1 P: 28	R: 0 H: 0 E: 0 K: 1 S: 6	H: 0 LOB: 0 BB: 0 P: 11	R: 1 H: 1 E: 0 K: 2 S: 13	H: 1 LOB: 0 BB: 0 P: 17	1B: 4 2B: 0 3B: 0 HR: 4	SF: 0 SAC: 0 DP: 1 HBP: 1	WP: 0 PA: 41 PB: 0 CS: 2
PITCHER	IP WLS BF H R ER SO BB IBB HBP BLK WP HR S P ERA WHIP																
47 Sal Romano, R (1,1) ERA: 4.5	6.0 L 25 4 3 3 2 3 1 0 0 0 0 2 53 95 4.50 1.167																
31 Yovani Gallardo, R (7,1) ERA: 18.0	1.0 7 3 2 2 1 1 0 0 0 0 1 15 28 18.00 4.000																
53 Wandy Peralta, L (8,1) ERA: 18.0	1.0 5 0 0 0 1 1 0 0 0 0 0 6 11 0.00 1.000																
26 Raisel Iglesias, R (9,1) ERA: 9.0	1.0 4 1 1 1 2 0 0 0 0 0 0 1 13 17 9.00 1.000																

Washington Nationals @ Cincinnati Reds
Great American Ball Park, Cincinnati, OH
Sun Apr 01 2018, 4:11 PM - 6:57 PM EDT
Att: 10,355 - Partly Cloudy - 50 F

AB	34
R	6
H	8
RBI	6
BB	6
SO	6
LOB	10



Batter	1	2	3	4	5	6	7	8	9	AB	R	H	RBI	BB	SO	LOB	BOTTOM				
6 Billy Hamilton, S (1,8) OBP: 0.111, SLG: 0.222										5	1	1	1	0	2	0					
7 Eugenio Suárez, R (1,5) OBP: 0.308, SLG: 0.455										2	1	0	0	2	1	0					
19 Joey Votto, L (1,3) OBP: 0.385, SLG: 0.273										3	0	1	0	0	0	1					
23 Adam Duvall, R (1,7) OBP: 0.200, SLG: 0.667										4	0	1	1	0	1	3					
3 Scooter Gennett, L (1,4) OBP: 0.538, SLG: 0.692 26 Raisel Iglesias, R (9,1)										4	0	1	0	0	1	2					
39 Devin Mesoraco, R (1,2) OBP: 0.200, SLG: 0.200										4	0	1	0	0	1	1					
43 Scott Schebler, L (1,9) OBP: 0.385, SLG: 0.667										3	1	1	0	0	0	1					
9 José Peraza, R (1,6)										4	0	0	0	0	0	3					
47 Sal Romano, L (1,1) 31 Yovani Gallardo, R (7,1) 53 Wandy Peralta, L (8,1) 46 Phil Gosselin, R (8,PH) OBP: 0.667, SLG: 2.000										2	0	0	0	0	2	0					
Inning Stats	R: 0 H: 1 E: 0 K: 2 S: 10	H: 1 LOB: 0 BB: 0 P: 15	R: 0 H: 1 E: 0 K: 2 S: 13	H: 1 LOB: 0 BB: 0 P: 19	R: 0 H: 0 E: 0 K: 1 S: 10	H: 0 LOB: 0 BB: 0 P: 14	R: 0 H: 1 E: 0 K: 1 S: 7	H: 1 LOB: 1 BB: 0 P: 8	R: 0 H: 0 E: 0 K: 1 S: 7	H: 0 LOB: 0 BB: 0 P: 13	R: 1 H: 1 E: 0 K: 0 S: 10	H: 1 LOB: 0 BB: 0 P: 20	R: 0 H: 1 E: 0 K: 0 S: 5	H: 1 LOB: 0 BB: 2 P: 5	R: 2 H: 1 E: 0 K: 0 S: 15	H: 1 LOB: 1 BB: 2 P: 26	R: 2 H: 1 E: 0 K: 1 S: 15	H: 1 LOB: 0 BB: 0 P: 20	1B: 3 2B: 3 3B: 0 HR: 1	SF: 0 SAC: 0 DP: 2 HBP: 2	WP: 0 PA: 37 PB: 0 CS: 0
PITCHER	IP WLS BF H R ER SO BB IBB HBP BLK WP HR S P ERA WHIP																				
47 Gio González, L (1,1) ERA: 1.5	6.0 W 24 5 1 1 7 1 0 0 0 0 0 0 3 3 0.00 0.000																				
33 Matt Grace, L (7,1) ERA: 9.0	1.0 2 0 0 0 0 0 0 0 0 0 0 0 3 3 0.00 0.000																				
36 Sammy Solis, L (8,1) ERA: 27.0	0.0 4 1 2 2 0 2 0 0 1 0 0 0 0 10 19 ∞ ∞																				
44 Ryan Madson, R (8,1) ERA: 9.0	1.0 H 2 0 0 0 0 0 0 0 0 0 0 0 5 7 0.00 0.000																				
62 Sean Doolittle, L (9,1) ERA: 9.0	1.0 S 5 1 2 2 1 0 0 0 1 0 0 0 1 15 20 18.00 1.000																				

Washington Nationals @ Cincinnati Reds
Great American Ball Park, Cincinnati, OH
Sun Apr 01 2018, 4:11 PM - 6:57 PM EDT
Att: 10,355 - Partly Cloudy - 50 F

AB	32
R	5
H	7
RBI	4
BB	3
SO	8
LOB	11



Batter	1	2	3	4	5	6	7	8	9	AB	R	H	RBI	BB	SO	LOB	TOP					
7 Trea Turner, R OBP: 0.400, SLG: 0.438	E3 6 G6-3	L9				K		L6		5	1	1	0	1	1	1	Washington Nationals @ Atlanta Braves SunTrust Park, Atlanta, GA Mon Apr 02 2018, 7:36 PM - 10:30 PM EDT Att: 25,054 - Partly Cloudy - 77 F					
6 Anthony Rendon, R OBP: 0.250, SLG: 0.368	G6-3				K		F9	P3	F8	6	1	1	1	0	1	4						
34 Bryce Harper, L OBP: 0.550, SLG: 1.167										2	3	1	3	4	0	3						
11 Ryan Zimmerman, R (1,3) 27 Shawn Kelley, R (8,1) 33 Matt Grace, L (9,1)										4	0	0	0	1	1	3						
12 Howie Kendrick, R OBP: 0.357, SLG: 0.571										0	0	0	0	0	0	0						
3 Michael Taylor, R OBP: 0.286, SLG: 0.167										0	0	0	0	0	0	0						
1 Wilmer Difo, S OBP: 0.444, SLG: 0.429										0	0	0	0	0	0	0						
29 Pedro Severino, R OBP: 1.000, SLG: 1.000										0	0	0	0	0	0	0						
57 Tanner Roark, R (1,1) 8 Brian Goodwin, L (8,7)										4	0	0	0	0	1	7						
										1	0	1	2	0	0	0						
Inning Stats	R: 2 E: 0 K: 2 S: 21	H: 1 LOB: 2 BB: 2 P: 37	R: 3 E: 0 K: 1 S: 13	H: 3 LOB: 0 BB: 0 P: 15	R: 0 E: 0 K: 1 S: 13	H: 0 LOB: 0 BB: 0 P: 17	R: 0 E: 0 K: 1 S: 7	H: 1 LOB: 1 BB: 1 P: 14	R: 1 E: 0 K: 2 S: 17	H: 2 LOB: 3 BB: 2 P: 26	R: 0 E: 0 K: 1 S: 9	H: 0 LOB: 1 BB: 1 P: 16	R: 0 E: 0 K: 1 S: 16	H: 1 LOB: 2 BB: 1 P: 28	R: 0 E: 0 K: 0 S: 8	H: 0 LOB: 1 BB: 0 P: 14	R: 2 E: 0 K: 1 S: 16	H: 2 LOB: 3 BB: 2 P: 29	1B: 6 2B: 3 HR: 1	SF: 0 SAC: 0 DP: 1 HBP: 1	WP: 0 PB: 0 SB: 1 CS: 0	PA: 48
PITCHER	IP WLS BF H R ER SO BB IBB HBP BLK WP HR S P ERA WHIP	IP WLS BF H R ER SO BB IBB HBP BLK WP HR S P ERA WHIP															IP WLS BF H R ER SO BB IBB HBP BLK WP HR S P ERA WHIP					
15 Sean Newcomb, L ERA: 10.38	4.1 L 22 5 6 5 6 4 0 0 0 0 1 61 97 10.38 2.077																					
30 Peter Moylan, R ERA:	0.2 5 2 0 0 1 0 1 0 0 0 0 10 12 0.00 3.000																					
19 Anibal Sánchez, R ERA:	3.0 13 1 0 0 2 3 0 0 0 0 33 58 0.00 1.333																					
52 José Ramírez, R ERA: 16.2	0.2 7 2 2 2 1 2 0 1 0 0 15 28 27.00 6.000																					
39 Sam Freeman, L ERA:	0.1 1 0 0 0 0 0 0 0 0 0 1 1 0.00 0.000																					
Batter	1	2	3	4	5	6	7	8	9	AB	R	H	RBI	BB	SO	LOB	BOTTOM					
11 Ender Inciarte, L OBP: 0.300, SLG: 0.368	P5									4	1	1	0	0	1	0	Washington Nationals @ Atlanta Braves SunTrust Park, Atlanta, GA Mon Apr 02 2018, 7:36 PM - 10:30 PM EDT Att: 25,054 - Partly Cloudy - 77 F					
1 Ozzie Albies, S OBP: 0.100, SLG: 0.350										4	0	0	0	0	2	1						
5 Freddie Freeman, L OBP: 0.600, SLG: 0.667										3	0	1	1	1	0	0						
22 Nick Markakis, L OBP: 0.400, SLG: 0.438										4	0	0	0	0	1	2						
20 Preston Tucker, L OBP: 0.400, SLG: 0.467										3	0	1	0	0	0	0						
7 Dansby Swanson, R OBP: 0.294, SLG: 0.412										3	0	0	0	0	1	1						
27 Ryan Flaherty, L OBP: 0.529, SLG: 0.688										3	0	1	0	0	2	2						
8 Chris Stewart, R OBP: 0.182, SLG: 0.200										3	0	0	0	0	1	3						
15 Sean Newcomb, L (1,1) 30 Peter Moylan, R (5,1) 18 Lane Adams, R (5,1) 19 Anibal Sánchez, R (8,1) 12 Peter Bourjos, R (8,1) 52 José Ramírez, R (9,1) 39 Sam Freeman, R (9,1)										1	0	0	0	0	1	0						
										0	0	0	0	0	0	0						
Inning Stats	R: 0 E: 0 K: 1 S: 10	H: 0 LOB: 0 BB: 0 P: 15	R: 0 E: 0 K: 1 S: 7	H: 0 LOB: 0 BB: 0 P: 8	R: 0 E: 0 K: 1 S: 9	H: 1 LOB: 0 BB: 0 P: 15	R: 1 E: 1 K: 1 S: 9	H: 2 LOB: 0 BB: 0 P: 15	R: 0 E: 0 K: 0 S: 12	H: 0 LOB: 1 BB: 1 P: 15	R: 0 E: 0 K: 1 S: 9	H: 0 LOB: 0 BB: 1 P: 18	R: 0 E: 0 K: 2 S: 8	H: 0 LOB: 0 BB: 0 P: 10	R: 0 E: 0 K: 1 S: 9	H: 0 LOB: 0 BB: 0 P: 14	1B: 4 2B: 1 3B: 0 HR: 0	SF: 0 SAC: 0 DP: 2 HBP: 0	WP: 1 PB: 0 SB: 1 CS: 0	PA: 31		
PITCHER	IP WLS BF H R ER SO BB IBB HBP BLK WP HR S P ERA WHIP	IP WLS BF H R ER SO BB IBB HBP BLK WP HR S P ERA WHIP															IP WLS BF H R ER SO BB IBB HBP BLK WP HR S P ERA WHIP					
57 Tanner Roark, R ERA: 1.29	7.0 W 25 4 1 1 6 1 0 0 0 0 1 62 1.29 0.714																					
27 Shawn Kelley, R ERA:	1.0 3 0 0 0 2 0 0 0 0 0 8 10 0.00 0.000																					
33 Matt Grace, L ERA: 6.0	1.0 3 0 0 0 1 0 0 0 0 0 9 14 0.00 0.000																					

Batter	1	2	3	4	5	6	7	8	9	AB	R	H	RBI	BB	SO	LOB	TOP					
2 Adam Eaton, L OBP: 0.556, SLG: 1.000 27 Shawn Kelley, R (6, 1) 36 Sammy Solis, R (7, 1) 1 Wilmer Difo, S OBP: 0.400, SLG: 0.375 26 Trevor Gott, R (8, 1)											3	1	0	0	1	0	0	Washington Nationals @ Atlanta Braves SunTrust Park, Atlanta, GA Tue Apr 03 2018, 7:48 PM - 10:58 PM EDT Att: 26,782 - Cloudy - 78 F				
6 Anthony Rendon, R OBP: 0.240, SLG: 0.333										5	1	1	0	0	1	2						
34 Bryce Harper, L OBP: 0.542, SLG: 1.200 15 Matt Adams, L OBP: 0.429, SLG: 0.800										3	1	1	2	1	0	2						
11 Ryan Zimmerman, R OBP: 0.300, SLG: 0.353										5	1	2	2	0	1	2						
12 Howie Kendrick, R OBP: 0.368, SLG: 0.579										5	0	2	1	0	0	0						
7 Trea Turner, R OBP: 0.400, SLG: 0.400										4	0	1	0	1	1	2						
8 Brian Goodwin, L OBP: 0.462, SLG: 0.700										3	0	1	0	1	1	3						
14 Miguel Montero, L (1, 2)										3	0	0	0	1	0	4						
22 A.J. Cole, R OBP: 0.500, SLG: 2.000 72 Enny Romero, R (4, 1) 3 Michael Taylor, R OBP: 0.250, SLG: 0.143 (6, 8)										2	1	1	1	0	0	3						
Inning Stats	R: 3 E: 0 K: 1 S: 16	H: 2 LOB: 1 BB: 2 P: 31	R: 1 E: 0 K: 1 S: 8	H: 1 LOB: 0 BB: 2 P: 10	R: 1 E: 0 K: 0 S: 16	H: 3 LOB: 3 BB: 1 P: 25	R: 0 E: 0 K: 0 S: 9	H: 0 LOB: 1 BB: 1 P: 15	R: 0 E: 1 K: 1 S: 8	H: 1 LOB: 0 BB: 0 P: 10	R: 0 E: 1 K: 1 S: 9	H: 0 LOB: 1 BB: 2 P: 12	R: 0 E: 0 K: 0 S: 11	H: 0 LOB: 1 BB: 1 P: 17	R: 1 E: 0 K: 1 S: 13	H: 0 LOB: 0 BB: 1 P: 21	1B: 5 2B: 2 HR: 3		SF: 0 SAC: 0 DP: 1 HBP: 0	WP: 1 PB: 1 CS: 2	PA: 42	
PITCHER	IP WLS BF H R ER SO BB IBB HBP BLK WP HR S P ERA WHIP	IP WLS BF H R ER SO BB IBB HBP BLK WP HR S P ERA WHIP	IP WLS BF H R ER SO BB IBB HBP BLK WP HR S P ERA WHIP	IP WLS BF H R ER SO BB IBB HBP BLK WP HR S P ERA WHIP	IP WLS BF H R ER SO BB IBB HBP BLK WP HR S P ERA WHIP	IP WLS BF H R ER SO BB IBB HBP BLK WP HR S P ERA WHIP	IP WLS BF H R ER SO BB IBB HBP BLK WP HR S P ERA WHIP	IP WLS BF H R ER SO BB IBB HBP BLK WP HR S P ERA WHIP	IP WLS BF H R ER SO BB IBB HBP BLK WP HR S P ERA WHIP	IP WLS BF H R ER SO BB IBB HBP BLK WP HR S P ERA WHIP	IP WLS BF H R ER SO BB IBB HBP BLK WP HR S P ERA WHIP	IP WLS BF H R ER SO BB IBB HBP BLK WP HR S P ERA WHIP	IP WLS BF H R ER SO BB IBB HBP BLK WP HR S P ERA WHIP	IP WLS BF H R ER SO BB IBB HBP BLK WP HR S P ERA WHIP	IP WLS BF H R ER SO BB IBB HBP BLK WP HR S P ERA WHIP	IP WLS BF H R ER SO BB IBB HBP BLK WP HR S P ERA WHIP	IP WLS BF H R ER SO BB IBB HBP BLK WP HR S P ERA WHIP	IP WLS BF H R ER SO BB IBB HBP BLK WP HR S P ERA WHIP	IP WLS BF H R ER SO BB IBB HBP BLK WP HR S P ERA WHIP	IP WLS BF H R ER SO BB IBB HBP BLK WP HR S P ERA WHIP	IP WLS BF H R ER SO BB IBB HBP BLK WP HR S P ERA WHIP	IP WLS BF H R ER SO BB IBB HBP BLK WP HR S P ERA WHIP

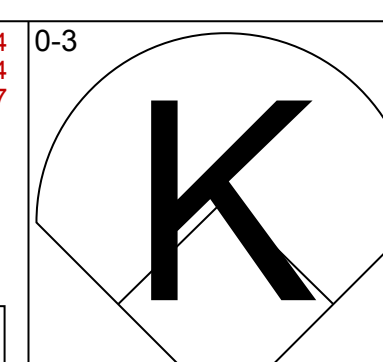
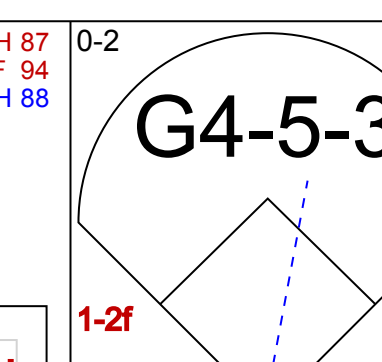
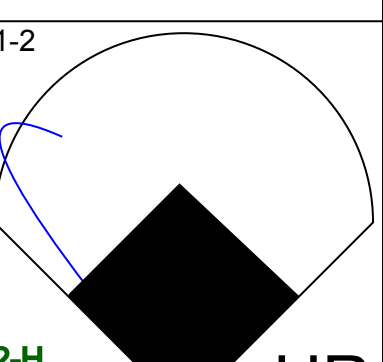
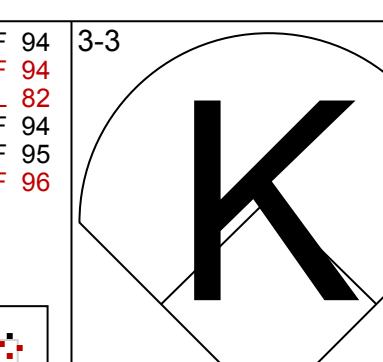
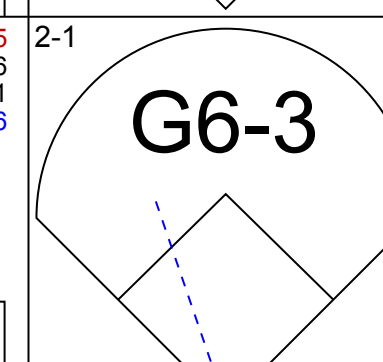
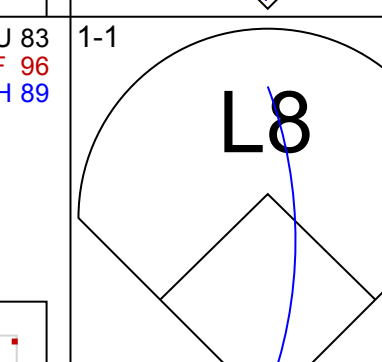
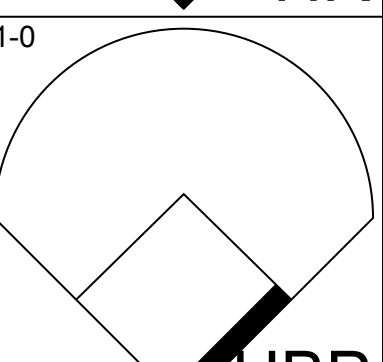
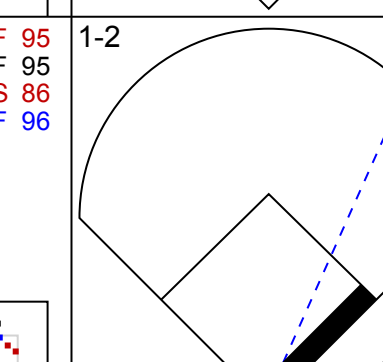
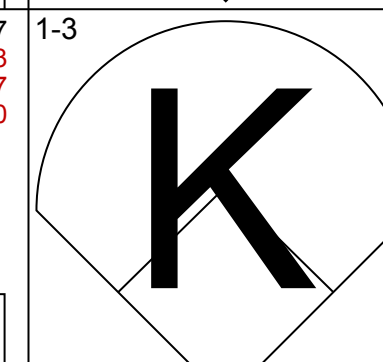
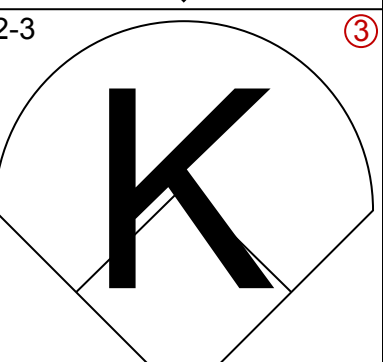
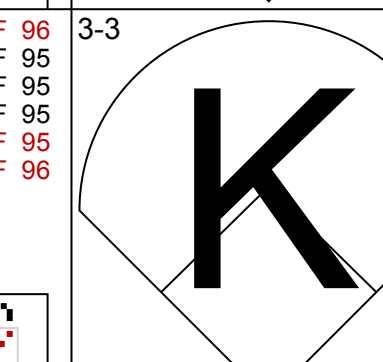
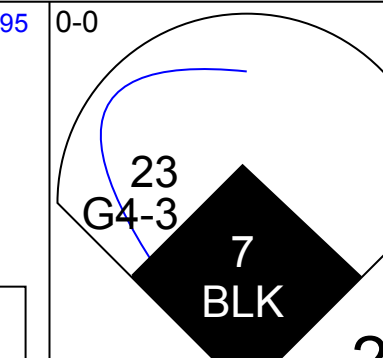
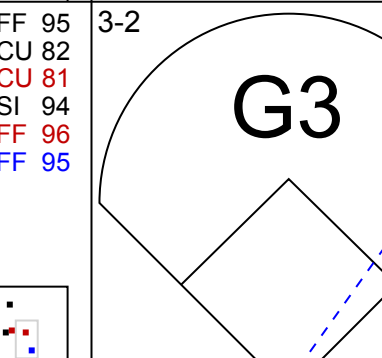
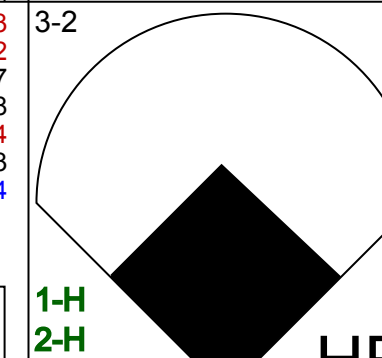
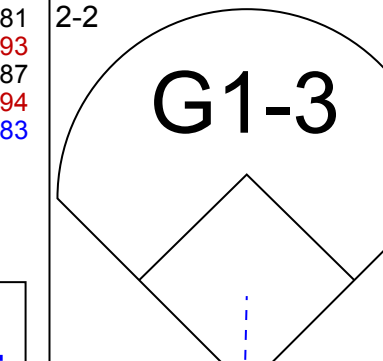
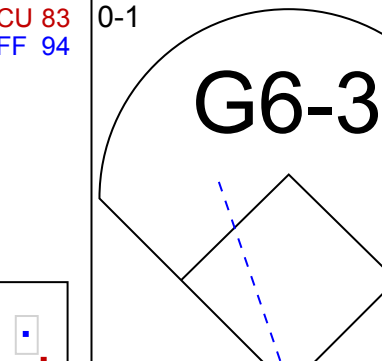
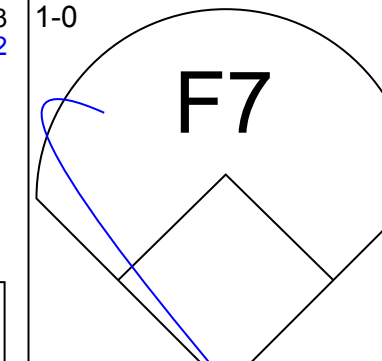
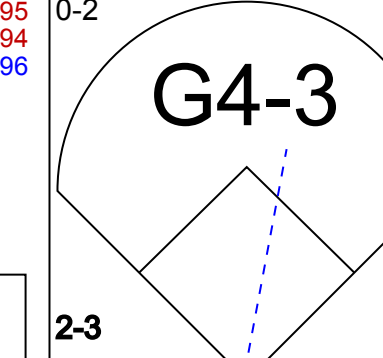
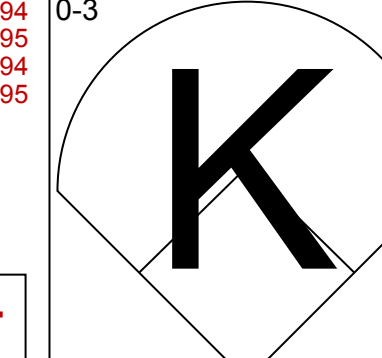
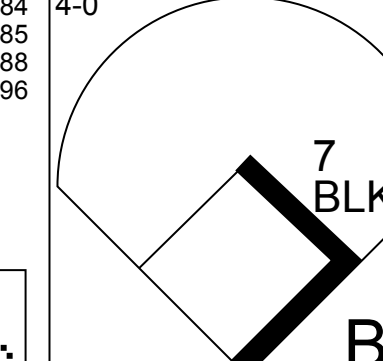
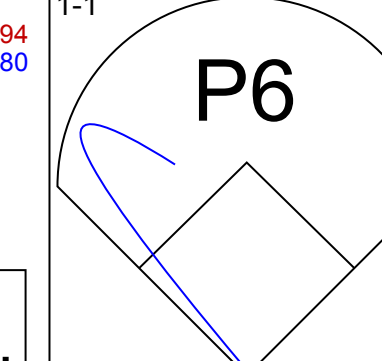
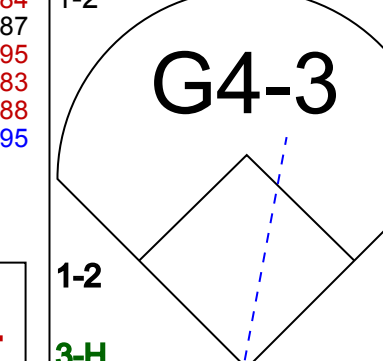
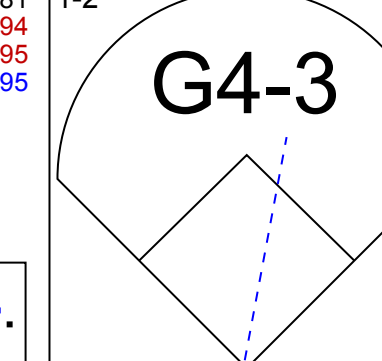
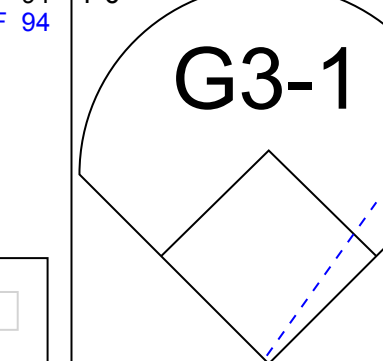
Batter	1	2	3	4	5	6	7	8	9	AB	R	H	RBI	BB	SO	LOB	BOTTOM					
11 Ender Inciarte, L OBP: 0.280, SLG: 0.304										4	1	0	0	1	2	2	Washington Nationals @ Atlanta Braves SunTrust Park, Atlanta, GA Tue Apr 03 2018, 7:48 PM - 10:58 PM EDT Att: 26,782 - Cloudy - 78 F					
1 Ozzie Albies, S OBP: 0.200, SLG: 0.440										5	3	3	1	0	1	2						
5 Freddie Freeman, L OBP: 0.640, SLG: 0.867										3	3	2	4	2	1	0						
22 Nick Markakis, L OBP: 0.440, SLG: 0.571 58 Dan Winkler, R (9, 1)										5	2	3	1	0	0	0						
20 Preston Tucker, L OBP: 0.421, SLG: 0.684 39 Sam Freeman, R (6, 1) 33 A.J. Minter, L (8, 1) 18 Lane Adams, R OBP: 0.600, SLG: 1.200 (9, 9)										4	2	2	3	0	0	2						
7 Dansby Swanson, R OBP: 0.318, SLG: 0.409										5	1	2	1	0	1	1						
27 Ryan Flaherty, L OBP: 0.545, SLG: 0.632										3	0	1	0	1	2	0						
8 Chris Stewart, R OBP: 0.250, SLG: 0.214										4	1	1	1	1	0	4						
49 Julio Teheran, R (1, 1) 51 Shane Carle, R (3, 1) 12 Peter Bourjos, R (6, 7)										0	0	0	0	0	0	0						
Inning Stats	R: 4 E: 0 K: 3 S: 15	H: 3 LOB: 0 BB: 1 P: 23	R: 4 E: 0 K: 0 S: 11	H: 2 LOB: 2 BB: 2 P: 22	R: 1 E: 0 K: 0 S: 17	H: 3 LOB: 0 BB: 0 P: 21	R: 1 E: 0 K: 1 S: 21	H: 3 LOB: 2 BB: 0 P: 30	R: 0 E: 0 K: 1 S: 9	H: 0 LOB: 0 BB: 0 P: 13	R: 0 E: 0 K: 3 S: 14	H: 0 LOB: 0 BB: 0 P: 20	R: 2 E: 0 K: 0 S: 7	H: 2 LOB: 1 BB: 2 P: 18	R: 1 E: 0 K: 0 S: 1	H: 1 LOB: 1 BB: 2 P: 1		1B: 9 2B: 4 HR: 2	SF: 0 SAC: 2 DP: 1 HBP: 1	WP: 0 PB: 0 CS: 0	PA: 44	
PITCHER	IP WLS BF H R ER SO BB IBB HBP BLK WP HR S P ERA WHIP	IP WLS BF H R ER SO BB IBB HBP BLK WP HR S P ERA WHIP	IP WLS BF H R ER SO BB IBB HBP BLK WP HR S P ERA WHIP	IP WLS BF H R ER SO BB IBB HBP BLK WP HR S P ERA WHIP	IP WLS BF H R ER SO BB IBB HBP BLK WP HR S P ERA WHIP	IP WLS BF H R ER SO BB IBB HBP BLK WP HR S P ERA WHIP	IP WLS BF H R ER SO BB IBB HBP BLK WP HR S P ERA WHIP	IP WLS BF H R ER SO BB IBB HBP BLK WP HR S P ERA WHIP	IP WLS BF H R ER SO BB IBB HBP BLK WP HR S P ERA WHIP	IP WLS BF H R ER SO BB IBB HBP BLK WP HR S P ERA WHIP	IP WLS BF H R ER SO BB IBB HBP BLK WP HR S P ERA WHIP	IP WLS BF H R ER SO BB IBB HBP BLK WP HR S P ERA WHIP	IP WLS BF H R ER SO BB IBB HBP BLK WP HR S P ERA WHIP	IP WLS BF H R ER SO BB IBB HBP BLK WP HR S P ERA WHIP	IP WLS BF H R ER SO BB IBB HBP BLK WP HR S P ERA WHIP	IP WLS BF H R ER SO BB IBB HBP BLK WP HR S P ERA WHIP	IP WLS BF H R ER SO BB IBB HBP BLK WP HR S P ERA WHIP	IP WLS BF H R ER SO BB IBB HBP BLK WP HR S P ERA WHIP	IP WLS BF H R ER SO BB IBB HBP BLK WP HR S P ERA WHIP	IP WLS BF H R ER SO BB IBB HBP BLK WP HR S P ERA WHIP	IP WLS BF H R ER SO BB IBB HBP BLK WP HR S P ERA WHIP	IP WLS BF H R ER SO BB IBB HBP BLK WP HR S P ERA WHIP

AB	36
R	6
H	9
RBI	6
BB	6
SO	5
LOB	20



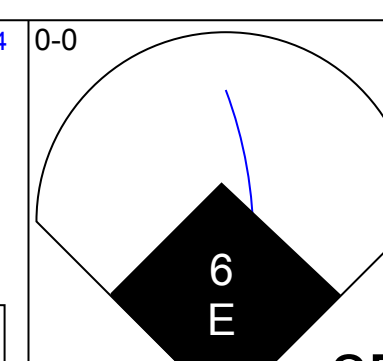
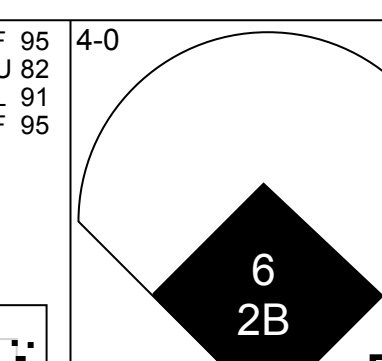
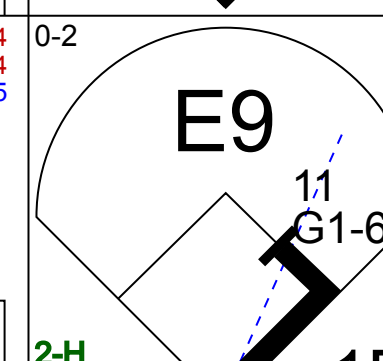
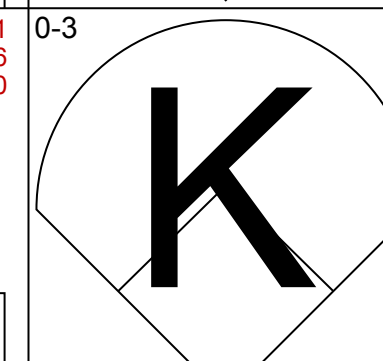
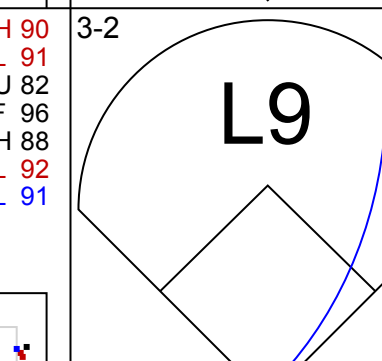
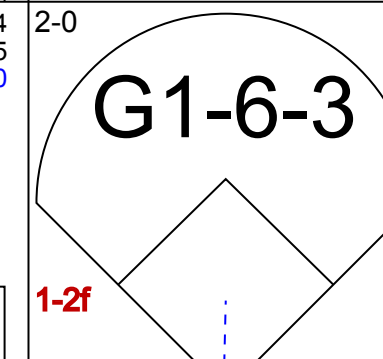
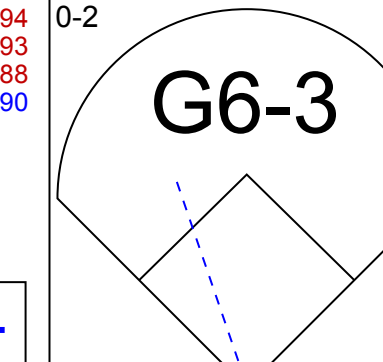
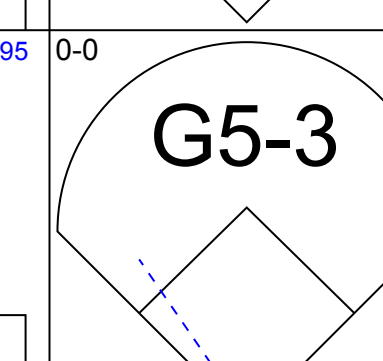
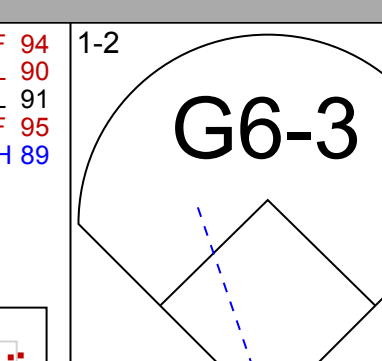
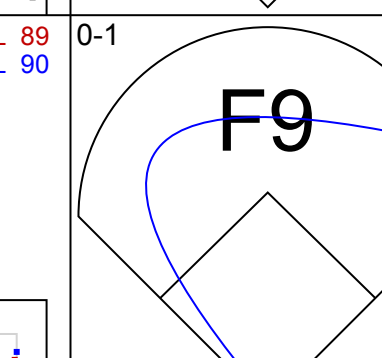
AB	36
R	13
H	15
RBI	13
BB	5
SO	9
LOB	11



Batter	1	2	3	4	5	6	7	8	9	AB	R	H	RBI	BB	SO	LOB	TOP						
30 Michael Conforto, L (1.8) OBP: 0.400, SLG: 1.000										4	2	1	2	1	2	1	New York Mets @ Washington Nationals Nationals Park, Washington, DC Thu Apr 05 2018, 1:09 PM - 4:05 PM EDT Att: 42,477 - Partly Cloudy - 42 F						
13 Asdrúbal Cabrera, S (1.4) OBP: 0.370, SLG: 0.375										4	0	1	0	0	1	2							
52 Yoenis Cespedes, R (1.7) OBP: 0.407, SLG: 0.682										4	2	1	1	1	3	2							
19 Jay Bruce, L (1.9) OBP: 0.308, SLG: 0.458										4	2	2	4	0	0	0							
21 Todd Frazier, R (1.5) OBP: 0.308, SLG: 0.286										4	0	0	0	0	0	1							
23 Adrián González, L (1.3) OBP: 0.429, SLG: 0.353										4	0	1	0	0	2	1							
26 Kevin Plawecki, R (1.2) OBP: 0.471, SLG: 0.333										3	1	1	0	1	1	1							
7 José Reyes, S (1.6)										4	0	0	0	0	0	2							
48 Jacob deGrom, L (1.1) OBP: 0.520, SLG: 0.333										1	0	0	0	1	1	1							
9 Brandon Nimmo, L (7.7) OBP: 0.315, SLG: 0.500										1	1	1	0	0	0	0							
39 Jerry Blewins, L (7.1) ERA: 18.0										0	0	0	0	0	0	0							
65 Robert Gsellman, R (7.1) ERA: 18.0										0	0	0	0	0	0	0							
47 Hansel Robles, R (8.1) ERA: 18.0										0	0	0	0	0	0	0							
4 Wilmer Flores, R (8.1) ERA: 18.0										0	0	0	0	0	0	0							
67 Seth Lugo, R (8.1) ERA: 18.0										0	0	0	0	0	0	0							
Inning Stats	R: 0 K: 2 S: 8	H: 0 LOB: 0 BB: 0 P: 11	R: 1 E: 0 K: 0 S: 12	H: 1 LOB: 1 BB: 1 P: 19	R: 0 E: 0 K: 0 S: 8	H: 0 LOB: 0 BB: 1 P: 13	R: 1 E: 0 K: 1 S: 9	H: 1 LOB: 0 BB: 0 P: 13	R: 2 E: 0 K: 2 S: 19	H: 2 LOB: 1 BB: 0 P: 24	R: 0 E: 0 K: 1 S: 9	H: 1 LOB: 1 BB: 0 P: 12	R: 4 E: 0 K: 1 S: 14	H: 2 LOB: 0 BB: 2 P: 29	R: 0 E: 0 K: 1 S: 9	H: 0 LOB: 0 BB: 0 P: 11	R: 0 E: 0 K: 2 S: 10	H: 1 LOB: 1 BB: 0 P: 18	1B: 3 2B: 2 3B: 0 HR: 3	SF: 0 SAC: 0 DP: 1 HBP: 1	WP: 0 PB: 0 SB: 0 CS: 0	PA: 39	
PITCHER	IP WLS BF H R ER SO BB IBB HBP BLK WP HR S P ERA WHIP	IP WLS BF H R ER SO BB IBB HBP BLK WP HR S P ERA WHIP	IP WLS BF H R ER SO BB IBB HBP BLK WP HR S P ERA WHIP	IP WLS BF H R ER SO BB IBB HBP BLK WP HR S P ERA WHIP	IP WLS BF H R ER SO BB IBB HBP BLK WP HR S P ERA WHIP	IP WLS BF H R ER SO BB IBB HBP BLK WP HR S P ERA WHIP	IP WLS BF H R ER SO BB IBB HBP BLK WP HR S P ERA WHIP	IP WLS BF H R ER SO BB IBB HBP BLK WP HR S P ERA WHIP	IP WLS BF H R ER SO BB IBB HBP BLK WP HR S P ERA WHIP	IP WLS BF H R ER SO BB IBB HBP BLK WP HR S P ERA WHIP	IP WLS BF H R ER SO BB IBB HBP BLK WP HR S P ERA WHIP	IP WLS BF H R ER SO BB IBB HBP BLK WP HR S P ERA WHIP	IP WLS BF H R ER SO BB IBB HBP BLK WP HR S P ERA WHIP	IP WLS BF H R ER SO BB IBB HBP BLK WP HR S P ERA WHIP	IP WLS BF H R ER SO BB IBB HBP BLK WP HR S P ERA WHIP	IP WLS BF H R ER SO BB IBB HBP BLK WP HR S P ERA WHIP	IP WLS BF H R ER SO BB IBB HBP BLK WP HR S P ERA WHIP	IP WLS BF H R ER SO BB IBB HBP BLK WP HR S P ERA WHIP	IP WLS BF H R ER SO BB IBB HBP BLK WP HR S P ERA WHIP	IP WLS BF H R ER SO BB IBB HBP BLK WP HR S P ERA WHIP	IP WLS BF H R ER SO BB IBB HBP BLK WP HR S P ERA WHIP	IP WLS BF H R ER SO BB IBB HBP BLK WP HR S P ERA WHIP	IP WLS BF H R ER SO BB IBB HBP BLK WP HR S P ERA WHIP

AB	34
R	8
H	8
RBI	7
BB	4
SO	10
LOB	11



Batter	1	2	3	4	5	6	7	8	9	AB	R	H	RBI	BB	SO	LOB	BOTTOM						
2 Adam Eaton, L (1.7) OBP: 0.520, SLG: 0.864										1	2	1	0	1	0	0	New York Mets @ Washington Nationals Nationals Park, Washington, DC Thu Apr 05 2018, 1:09 PM - 4:05 PM EDT Att: 42,477 - Partly Cloudy - 42 F						
8 Brian Goodwin, L (6.7) OBP: 0.467, SLG: 0.667										2	0	1	0	0	1	0							
6 Anthony Rendon, R (1.5) OBP: 0.353, SLG: 0.452										3	0	3	1	1	0	0							
34 Bryce Harper, L (1.9) OBP: 0.485, SLG: 0.857										3	0	0	0	1	2	3							
11 Ryan Zimmerman, R (1.3) OBP: 0.240, SLG: 0.273										4	0	0	0	0	1	5							
12 Howie Kendrick, R (1.4) OBP: 0.375, SLG: 0.522										4	0	1	0	0	0	3							
7 Trea Turner, R (1.6) OBP: 0.375, SLG: 0.346										3	0	0	0	0	3	3							
21 Brandon Kintzler, R (7.1) ERA: 18.0										0	0	0	0	0	0	0							
44 Ryan Madson, L (8.1) ERA: 18.0										0	0	0	0	0	0	0							
62 Sean Doolittle, L (9.1) ERA: 18.0										1	0	0	0	0	0	1							
14 Miguel Montero, L (1.2) OBP: 0.750, SLG: 0.500										3	0	0	0	0	2	0							
37 Stephen Strasburg, R (1.1) ERA: 1.54										2	0	0	0	0	0	0							
1 Wilmer Difo, S (7.6) OBP: 0.313, SLG: 0.231										2	0	0	0	0	1	1							
3 Michael Taylor, R (1.8) OBP: 0.217, SLG: 0.143										3	0	0	0	0	1	0							
Inning Stats	R: 1 K: 1 S: 8	H: 2 LOB: 0 BB: 0 P: 10	R: 0 E: 0 K: 1 S: 8	H: 0 LOB: 0 BB: 0 P: 8	R: 1 E: 0 K: 0 S: 12	H: 1 LOB: 1 BB: 1 P: 20	R: 0 E: 0 K: 1 S: 9	H: 0 LOB: 0 BB: 0 P: 12	R: 0 E: 0 K: 1 S: 8	H: 0 LOB: 0 BB: 0 P: 11	R: 0 E: 0 K: 1 S: 13	H: 1 LOB: 3 BB: 2 P: 25	R: 0 E: 0 K: 3 S: 10	H: 0 LOB: 0 BB: 0 P: 16	R: 0 E: 0 K: 3 S: 13	H: 1 LOB: 1 BB: 0 P: 21	R: 0 E: 0 K: 0 S: 16	H: 1 LOB: 1 BB: 0 P: 24	1B: 3 2B: 3 3B: 0 HR: 0	SF: 0 SAC: 0 DP: 1 HBP: 0	WP: 0 PB: 0 SB: 0 CS: 0	PA: 35	
PITCHER	IP WLS BF H R ER SO BB IBB HBP BLK WP HR S P ERA WHIP	IP WLS BF H R ER SO BB IBB HBP BLK WP HR S P ERA WHIP	IP WLS BF H R ER SO BB IBB HBP BLK WP HR S P ERA WHIP	IP WLS BF H R ER SO BB IBB HBP BLK WP HR S P ERA WHIP	IP WLS BF H R ER SO BB IBB HBP BLK WP HR S P ERA WHIP	IP WLS BF H R ER SO BB IBB HBP BLK WP HR S P ERA WHIP	IP WLS BF H R ER SO BB IBB HBP BLK WP HR S P ERA WHIP	IP WLS BF H R ER SO BB IBB HBP BLK WP HR S P ERA WHIP	IP WLS BF H R ER SO BB IBB HBP BLK WP HR S P ERA WHIP	IP WLS BF H R ER SO BB IBB HBP BLK WP HR S P ERA WHIP	IP WLS BF H R ER SO BB IBB HBP BLK WP HR S P ERA WHIP	IP WLS BF H R ER SO BB IBB HBP BLK WP HR S P ERA WHIP	IP WLS BF H R ER SO BB IBB HBP BLK WP HR S P ERA WHIP	IP WLS BF H R ER SO BB IBB HBP BLK WP HR S P ERA WHIP	IP WLS BF H R ER SO BB IBB HBP BLK WP HR S P ERA WHIP	IP WLS BF H R ER SO BB IBB HBP BLK WP HR S P ERA WHIP	IP WLS BF H R ER SO BB IBB HBP BLK WP HR S P ERA WHIP	IP WLS BF H R ER SO BB IBB HBP BLK WP HR S P ERA WHIP	IP WLS BF H R ER SO BB IBB HBP BLK WP HR S P ERA WHIP	IP WLS BF H R ER SO BB IBB HBP BLK WP HR S P ERA WHIP	IP WLS BF H R ER SO BB IBB HBP BLK WP HR S P ERA WHIP	IP WLS BF H R ER SO BB IBB HBP BLK WP HR S P ERA WHIP	IP WLS BF H R ER SO BB IBB HBP BLK WP HR S P ERA WHIP

AB	32
R	2
H	6
RBI	1
BB	3
SO	11
LOB	17



Batter	1	2	3	4	5	6	7	8	9	10	11	12	AB	R	H	RBI	BB	SO	LOB	TOP						
30 Michael Conforto, L OBP: 0.417, SLG: 0.997	P2		K	K			G6-3		K			52 IBB	5	0	1	0	1	2	0							
52 Yoenis Cespedes, R OBP: 0.316, SLG: 0.485	F9		F7	K			K		K			19 24-6-3 1B	6	0	1	1	0	3	1							
19 Jay Bruce, L OBP: 0.333, SLG: 0.485	2B		13 BB 23 HR	21 BB			F8		K			1-2 2H G4-6-3	5	1	1	0	1	2	2							
21 Todd Frazier, R OBP: 0.371, SLG: 0.333	BB		13 BB 23 HR	13 BB			K		K			18 S 1B	3	1	1	0	2	2	0							
13 Asdrubal Cabrera, S OBP: 0.405, SLG: 0.515	K		23 HR	23 HR			P4		K			23 WVP 1B	4	2	2	1	1	1	3							
23 Adrian González, L OBP: 0.370, SLG: 0.435	K		1-2 2-3	1-2 2-3			G3-1		F7			1-3	5	1	1	4	0	2	2							
18 Travis d'Arnaud, R OBP: 0.250, SLG: 0.400	L8		G6-3	G6-3			P4		F9			1-3	5	0	0	0	0	1	1							
33 Matt Harvey, R ERA: 4.5	1B		K	K			K		L4			1 SH1-4 1B	4	0	0	0	0	0	0							
1 Amed Rosario, R OBP: 0.292, SLG: 0.348	K2-3		K	K			G5-3		K			1-2	4	0	0	0	0	3	1							
Inning Stats	R: 0 E: 0 K: 12	H: 1 LOB: 2 BB: 22	R: 0 E: 0 K: 13	H: 1 LOB: 1 BB: 15	R: 4 E: 0 K: 14	H: 1 LOB: 0 BB: 30	R: 0 E: 0 K: 13	H: 1 LOB: 0 BB: 19	R: 1 E: 0 K: 9	H: 1 LOB: 0 BB: 14	R: 0 E: 0 K: 7	H: 0 LOB: 0 BB: 11	R: 0 E: 0 K: 10	H: 0 LOB: 0 BB: 13	R: 0 E: 0 K: 11	H: 0 LOB: 0 BB: 16	R: 0 E: 0 K: 10	H: 1 LOB: 0 BB: 15	R: 1 E: 0 K: 8	H: 2 LOB: 1 BB: 14	1B: 5 2B: 2 3B: 0 HR: 2	SF: 0 SAC: 1 DP: 1 HBP: 0	WP: 1 PB: 0 SB: 1 CS: 0	PA: 48		
PITCHER	IP 5.0	WLS 24	BF 5	H 5	R 5	ER 5	SO 9	BB 4	IBB 0	HBP 0	BLK 0	WP 0	HR 0	S 61	P 100	ERA 9.00	WHIP 1.800									
57 Tanner Roark, R ERA: 4.5	1.0	3	0	0	0	1	0	0	0	0	0	0	0	7	11	0.00	0.000									
27 Shawn Kelley, R ERA: 2.7	1.0	3	0	0	0	1	0	0	0	0	0	0	0	6	7	0.00	0.000									
33 Matt Grace, L ERA: 2.7	1.0	4	1	0	0	0	0	0	0	0	0	0	0	6	11	0.00	1.000									
44 Ryan Madson, R ERA: 3.5	1.0	3	0	0	0	2	0	0	0	0	0	0	0	10	13	0.00	0.000									
36 Sammy Solis, L ERA: 4.31	2.0	6	1	0	0	0	0	0	0	0	0	0	0	8	14	9.00	2.000									
21 Brandon Kintzler, R ERA: 15.75	1.0	L	5	2	1	1	0	0	1	0	0	0	0	0	8	14	9.00	2.000								

New York Mets @ Washington Nationals
Nationals Park, Washington, DC
Sun Apr 08 2018, 8:10 PM - 12:11 AM EDT
Att: 21,579 - Clear - 47 F

AB 42
R 6
H 9
RBI 6
BB 5
SO 18
LOB 10



Batter	1	2	3	4	5	6	7	8	9	10	11	12	AB	R	H	RBI	BB	SO	LOB	BOTTOM						
2 Adam Eaton, L OBP: 0.424, SLG: 0.655	G3		F7	HBP			G6-3		F8			F7	G5-3	6	0	0	0	0	2							
6 Anthony Rendon, R OBP: 0.357, SLG: 0.421	34 HR		G4-3	F7			G6-3		34 CS			1B	5	1	2	0	1	0	4							
34 Bryce Harper, L OBP: 0.535, SLG: 1.000	14 HR		12 BB 7 1B	15 BB			7 FC5 12 1B		CS			G3-1	4	2	3	2	2	0	1							
15 Matt Adams, L OBP: 0.350, SLG: 0.500	HR		12 BB 7 G6-3	12 BB			7 FC5 3 1B		L8			G1-3	5	0	1	0	1	2	3							
12 Howie Kendrick, R OBP: 0.382, SLG: 0.469	G5-3		7 FC4-6 1B	7 FC5 3 1B			7 FC5 3 1B		1B			P3	5	1	2	0	1	0	3							
7 Trea Turner, R OBP: 0.381, SLG: 0.324	F9		FC4-6 2B	3 G5-3 2B			FC5 3 1B		1B			G6-3	5	1	1	1	1	0	4							
3 Michael Taylor, R OBP: 0.219, SLG: 0.167	L8		G5-3	G5-3			1B		K			G5-3	5	0	2	1	0	1	4							
36 Sammy Solis, R ERA: 4.31	1.0	2	1	0	0	0	0	0	0	0	0	0	0	0	0	0	0	0	0							
21 Brandon Kintzler, R ERA: 15.75	1.0	2	1	0	0	0	0	0	0	0	0	0	0	0	0	0	0	0	0							
19 Matt Reynolds, R ERA: 12.00	1.0	W	13	1	0	0	3	1	2	0	0	0	0	0	0	0	0	0	0							
29 Pedro Severino, R OBP: 0.588, SLG: 0.500	G1-3		G1-3	57 E			8 C6 BB		F8			K	5	0	1	1	1	2	5							
57 Tanner Roark, R ERA: 4.5	1.0	2	1	0	0	0	0	0	0	0	0	0	0	0	0	0	0	0	0							
8 Brian Gooden, L ERA: 6.00	1.0	0	0	0	0	0	0	0	0	0	0	0	0	0	0	0	0	0	0							
33 Matt Grace, L ERA: 2.7	1.0	0	0	0	0	0	0	0	0	0	0	0	0	0	0	0	0	0	0							
44 Ryan Madson, L ERA: 3.5	1.0	0	0	0	0	0	0	0	0	0	0	0	0	0	0	0	0	0	0							
11 Ryan Zimmerman, R OBP: 0.342, SLG: 0.527	1.0	0	0	0	0	0	0	0	0	0	0	0	0	0	0	0	0	0	0							
62 Sean Doolittle, L OBP: 0.333, SLG: 0.333	1.0	0	0	0	0	0	0	0	0	0	0	0	0	0	0	0	0	0	0							
Inning Stats	R: 2 E: 0 K: 11	H: 3 LOB: 1 BB: 17	R: 0 E: 0 K: 7	H: 0 LOB: 0 BB: 12	R: 0 E: 0 K: 10	H: 1 LOB: 1 BB: 15	R: 1 E: 0 K: 9	H: 2 LOB: 3 BB: 23	R: 1 E: 0 K: 9	H: 2 LOB: 1 BB: 21	R: 0 E: 0 K: 7	H: 0 LOB: 0 BB: 15	R: 0 E: 0 K: 10	H: 1 LOB: 1 BB: 13	R: 0 E: 0 K: 8	H: 0 LOB: 0 BB: 11	R: 0 E: 0 K: 11	H: 1 LOB: 1 BB: 19	1B: 9 2B: 3 3B: 0 HR: 1	SF: 0 SAC: 0 DP: 1 HBP: 1	WP: 0 PB: 0 SB: 2 CS: 1	PA: 56				
PITCHER	IP 5.0	WLS 25	BF 9	H 4	R 4	ER 4	SO 2	BB 1	IBB 0	HBP 1	BLK 0	WP 0	HR 1	S 57	P 85	ERA 7.20	WHIP 2.000									
65 Robert Gsellman, R ERA: 1.5	2.0	B	10	2	1	1	1	2	0	0	0	0	0	20	36	4.50	2.000									
44 AJ Ramos, R ERA: 1.5	0.2	3	0	0	0	0	0	0	0	0	0	0	0	3	11	0.00	1.500									
39 Jerry Blevins, L ERA: 1.5	0.1	0	0	0	0	0	0	0	0	0	0	0	0	2	4	0.00	0.000									
67 Seth Lugo, R ERA: 3.0	3.0	W	13	1	0	0	3	1	2	0	0	0	0	23	39	0.00	0.667									
PITCHER	IP 1.0	WLS 4	BF 1	H 0	R 0	ER 0	SO 1	BB 0	IBB 0	HBP 0	BLK 0	WP 0	HR 0	S 11	P 19	ERA 0.00	WHIP 1.000									
35 Jacob Rhampey, R ERA: 3.0	1.0	S	4	1	0	0	0	0	0	0	0	0	0	0	11	19	0.00	1.000								

New York Mets @ Washington Nationals
Nationals Park, Washington, DC
Sun Apr 08 2018, 8:10 PM - 12:11 AM EDT
Att: 21,579 - Clear - 47 F

AB 47
R 5
H 13
RBI 5
BB 7
SO 7
LOB 28



Batter	1	2	3	4	5	6	7	8	9	AB	R	H	RBI	BB	SO	LOB	TOP			
11 Ender Inciarte, L (1,8) OBP: 0.255, SLG: 0.256	F7			K		F8			K	4	0	0	0	0	2	0	Atlanta Braves @ Washington Nationals Nationals Park, Washington, DC Mon Apr 09 2018, 7:07 PM - 9:27 PM EDT Att: 19,528 - Overcast - 45 F			
1 Ozzie Albies, S (1,4) OBP: 0.244, SLG: 0.545	K			K			P5			3	0	0	0	0	2	0				
5 Freddie Freeman, L (1,3) OBP: 0.522, SLG: 0.667	K			P5			K			3	0	0	0	0	2	0				
22 Nick Markakis, L (1,9)		L8			1B				K	3	0	1	0	0	1	0				
24 Kurt Suzuki, R (1,2) OBP: 0.368, SLG: 0.200		P5						F8		3	0	1	0	0	0	1				
20 Preston Tucker, L (1,7) OBP: 0.384, SLG: 0.600		G6-5-3			K			F7		3	0	0	0	0	1	2				
7 Dansby Swanson, R (1,6) OBP: 0.368, SLG: 0.568			G3		K			G5-3		3	0	0	0	0	1	1				
27 Ryan Flaherty, L (1,5) OBP: 0.474, SLG: 0.500			G3			G4-3			G4-3	3	0	0	0	0	0	0				
49 Julio Teheran, R (1,1)																				
30 Peter Moylan, R (7,1)																				
64 Luke Jackson, R (8,1)																				
8 Charlie Culberson, R (9,PH) OBP: 0.250, SLG: 0.182									K	2	0	0	0	0	0	0				
Inning Stats	R: 0 H: 0 E: 0 K: 2 S: 9	H: 0 LOB: 0 BB: 0 P: 13	R: 0 H: 1 E: 0 K: 0 S: 5	H: 1 LOB: 0 BB: 0 P: 9	R: 0 H: 0 E: 0 K: 0 S: 6	H: 0 LOB: 0 BB: 0 P: 9	R: 0 H: 0 E: 0 K: 2 S: 9	H: 1 LOB: 1 BB: 0 P: 16	R: 0 H: 0 E: 0 K: 0 S: 9	H: 0 LOB: 0 BB: 0 P: 10	R: 0 H: 0 E: 0 K: 0 S: 8	H: 0 LOB: 0 BB: 0 P: 12	R: 0 H: 0 E: 0 K: 0 S: 8	H: 0 LOB: 0 BB: 0 P: 10	R: 0 H: 0 E: 0 K: 2 S: 8	H: 0 LOB: 0 BB: 0 P: 10	1B: 2 2B: 0 3B: 0 HR: 0	SF: 0 SAC: 0 DP: 1 HBP: 0	WP: 0 PB: 0 SB: 0 CS: 0	PA: 28
PITCHER 31 Max Scherzer, R ERA: 0.9	IP: 9.0 WLS: W BF: 28 H: 2 R: 0 ER: 0 SO: 10 BB: 0 IBB: 0 HBP: 0 BLK: 0 WP: 0 HR: 0 S: 72 P: 102 ERA: 0.00 WHIP: 0.222																			

AB 28
R 0
H 2
RBI 0
BB 0
SO 10
LOB 4



Batter	1	2	3	4	5	6	7	8	9	AB	R	H	RBI	BB	SO	LOB	BOTTOM	
7 Trea Turner, R (1,6) OBP: 0.370, SLG: 0.297	K			G1-3			G1-3			3	0	0	0	1	1	3	Atlanta Braves @ Washington Nationals Nationals Park, Washington, DC Mon Apr 09 2018, 7:07 PM - 9:27 PM EDT Att: 19,528 - Overcast - 45 F	
6 Anthony Rendon, R (1,5) OBP: 0.370, SLG: 0.452	2B		FC5-4 BB		1B		L6			4	1	2	0	0	0	2		
34 Bryce Harper, L (1,9) OBP: 0.553, SLG: 0.966	2B				1B					1	1	0	0	3	0	1		
11 Ryan Zimmerman, R (1,3) OBP: 0.176, SLG: 0.194	K			F9			L8			4	0	0	0	0	2	7		
12 Howie Kendrick, R (1,4) OBP: 0.378, SLG: 0.486				F8			G4-3			3	0	1	2	0	0	3		
1 Wilmer Difo, S (8,4) OBP: 0.368, SLG: 0.333	2B									0	0	0	0	1	0	0		
8 Brian Goodwin, L (1,7) OBP: 0.391, SLG: 0.444	K			FC6-4 BB			K			3	0	0	0	1	3	2		
3 Michael Taylor, R (1,8) OBP: 0.222, SLG: 0.206		B3-1		FC6-4 2B			F9			4	0	1	0	0	1	2		
29 Pedro Severino, R (1,2) OBP: 0.571, SLG: 0.533		K					F9			3	0	1	0	1	1	1		
31 Max Scherzer, R (1,1) OBP: 0.250, SLG: 0.250		K			K				L8	4	0	1	0	0	2	4		
Inning Stats	R: 2 H: 2 E: 0 K: 3 S: 19	H: 2 LOB: 1 BB: 1 P: 29	R: 0 H: 0 E: 0 K: 2 S: 8	H: 0 LOB: 0 BB: 0 P: 9	R: 0 H: 0 E: 0 K: 0 S: 9	H: 0 LOB: 2 BB: 2 P: 18	R: 0 H: 1 E: 0 K: 1 S: 11	H: 1 LOB: 1 BB: 0 P: 13	R: 0 H: 1 E: 0 K: 1 S: 8	H: 1 LOB: 0 BB: 0 P: 12	R: 0 H: 1 E: 0 K: 1 S: 11	H: 1 LOB: 2 BB: 1 P: 18	R: 0 H: 0 E: 0 K: 2 S: 12	H: 0 LOB: 2 BB: 2 P: 19	1B: 2 2B: 4 3B: 0 HR: 0	SF: 0 SAC: 0 DP: 0 HBP: 0	WP: 1 PB: 0 SB: 1 CS: 0	PA: 36
PITCHER 49 Julio Teheran, R ERA: 7.07	IP: 6.0 WLS: L BF: 26 H: 5 R: 2 ER: 2 SO: 7 BB: 4 IBB: 0 HBP: 0 BLK: 0 WP: 0 HR: 0 S: 66 P: 96 ERA: 3.00 WHIP: 1.500																	
30 Peter Moylan, R (7,1) ERA:	1.0	5	1	0	0	1	0	1	0	0	0	11	18	0.00	1.000			
64 Luke Jackson, R (8,1) ERA:	1.0	5	0	0	0	2	1	1	0	0	1	0	12	19	0.00	1.000		



Batter	1	2	3	4	5	6	7	8	9	AB	R	H	RBI	BB	SO	LOB	TOP			
11 Ender Inciarte, L OBP: 0.255, SLG: 0.255										4	0	1	0	0	0	1	Atlanta Braves @ Washington Nationals Nationals Park, Washington, DC Tue Apr 10 2018, 7:07 PM - 9:50 PM EDT Att: 19,357 - Clear - 52 F			
1 Ozzie Albies, S OBP: 0.255, SLG: 0.583										4	1	2	0	0	1	1				
5 Freddie Freeman, L OBP: 0.500, SLG: 0.611										3	0	0	0	1	2	2				
22 Nick Markakis, L OBP: 0.400, SLG: 0.488										3	0	0	0	1	0	1				
20 Preston Tucker, L OBP: 0.333, SLG: 0.545										3	0	0	0	0	1	0				
24 Kurt Suzuki, R OBP: 0.350, SLG: 0.188										1	0	0	0	0	0	2				
7 Dansby Swanson, R OBP: 0.381, SLG: 0.585										4	0	2	1	0	1	0				
27 Ryan Flaherty, L OBP: 0.452, SLG: 0.457										3	0	0	0	1	2	3				
61 Carlos Pérez, R OBP: 0.182, SLG: 0.100										3	0	0	0	0	0	2				
26 Mike Foltyniewicz, R OBP: 0.267, SLG: 0.200										1	0	0	0	0	1	0				
18 Lance Adams, R OBP: 0.425, SLG: 0.667										1	0	0	0	0	0	0				
51 Shane Bieber, R ERA: 6.75										0	0	0	0	0	0	0				
52 José Ramírez, R OBP: 0.325, SLG: 0.167										1	0	0	0	0	1	1				
8 Charlie Culberson, R OBP: 0.250, SLG: 0.143										0	0	0	0	0	0	0				
33 A.J. Minter, L ERA:										0	0	0	0	0	0	0				
Inning Stats	R: 0 E: 0 K: 0 S: 8	H: 1 LOB: 1 BB: 1 P: 13	R: 0 E: 0 K: 0 S: 6	H: 1 LOB: 1 BB: 0 P: 12	R: 0 E: 0 K: 2 S: 7	H: 0 LOB: 0 BB: 0 P: 10	R: 0 E: 0 K: 2 S: 7	H: 0 LOB: 0 BB: 0 P: 10	R: 0 E: 0 K: 1 S: 11	H: 1 LOB: 1 BB: 0 P: 15	R: 0 E: 0 K: 0 S: 5	H: 0 LOB: 0 BB: 0 P: 8	R: 0 E: 0 K: 1 S: 10	H: 0 LOB: 1 BB: 1 P: 20	R: 1 E: 0 K: 1 S: 12	H: 2 LOB: 2 BB: 1 P: 21	1B: 2 2B: 3 3B: 0 HR: 0	SF: 0 SAC: 0 DP: 0 HBP: 0	WP: 1 PB: 0 SB: 0 CS: 1	PA: 34
PITCHER	IP WLS BF H R ER SO BB IBB HBP BLK WP HR S P ERA WHIP																			
37 Stephen Strasburg, R ERA: 2.21	(1, 1) 8.0 W 28 3 0 0 8 2 0 0 0 0 1 0 64 103 0.00 0.625																			
36 Sammy Solis, L ERA: 6.75	(9, 1) 0.1 3 1 1 1 0 1 0 0 0 0 0 0 4 10 27.00 6.000																			
44 Ryan Madson, R ERA:	(9, 1) 0.2 S 3 1 0 0 1 0 0 0 0 0 0 0 8 11 0.00 1.500																			

AB 31
R 1
H 5
RBI 1
BB 3
SO 9
LOB 13



Batter	1	2	3	4	5	6	7	8	9	AB	R	H	RBI	BB	SO	LOB	BOTTOM			
8 Brian Goodwin, L OBP: 0.407, SLG: 0.429										3	1	1	1	1	1	3	Atlanta Braves @ Washington Nationals Nationals Park, Washington, DC Tue Apr 10 2018, 7:07 PM - 9:50 PM EDT Att: 19,357 - Clear - 52 F			
7 Trea Turner, R OBP: 0.340, SLG: 0.268										4	0	0	0	0	2	5				
34 Bryce Harper, L OBP: 0.529, SLG: 0.879										4	1	1	0	0	0	0				
6 Anthony Rendon, R OBP: 0.360, SLG: 0.457										4	0	1	0	0	1	2				
11 Ryan Zimmerman, R OBP: 0.184, SLG: 0.257										4	0	1	2	0	2	1				
3 Michael Taylor, R OBP: 0.200, SLG: 0.184										4	0	0	0	0	1	1				
1 Wilmer Difo, S OBP: 0.391, SLG: 0.421										4	2	2	0	0	0	0				
29 Pedro Severino, R OBP: 0.520, SLG: 0.474										4	0	1	0	0	0	2				
37 Stephen Strasburg, R OBP: 0.286, SLG: 0.167										1	0	1	0	1	0	0				
36 Sammy Solis, R ERA: 6.75										0	0	0	0	0	0	0				
44 Ryan Madson, L ERA:										0	0	0	0	0	0	0				
Inning Stats	R: 2 E: 0 K: 1 S: 19	H: 2 LOB: 1 BB: 1 P: 30	R: 0 E: 0 K: 0 S: 15	H: 1 LOB: 1 BB: 0 P: 24	R: 0 E: 0 K: 0 S: 9	H: 1 LOB: 1 BB: 0 P: 14	R: 1 E: 1 K: 0 S: 15	H: 1 LOB: 2 BB: 1 P: 24	R: 0 E: 0 K: 2 S: 7	H: 0 LOB: 0 BB: 0 P: 12	R: 1 E: 1 K: 2 S: 14	H: 2 LOB: 2 BB: 0 P: 21	R: 0 E: 0 K: 1 S: 11	H: 0 LOB: 0 BB: 0 P: 16	R: 0 E: 0 K: 1 S: 8	H: 1 LOB: 0 BB: 0 P: 14	1B: 5 2B: 2 3B: 1 HR: 0	SF: 0 SAC: 1 DP: 0 HBP: 0	WP: 0 PB: 0 SB: 0 CS: 1	PA: 35
PITCHER	IP WLS BF H R ER SO BB IBB HBP BLK WP HR S P ERA WHIP																			
26 Mike Foltyniewicz, R ERA: 2.93	(1, 1) 5.0 L 23 5 3 2 3 2 0 0 0 0 0 0 65 104 3.60 1.400																			
51 Shane Bieber, R ERA: 1.04	(6, 1) 1.0 6 2 1 0 2 0 0 0 0 0 0 0 14 21 0.00 2.000																			
52 José Ramírez, R ERA: 0.75	(7, 1) 1.0 3 0 0 0 1 0 0 0 0 0 0 0 11 16 0.00 0.000																			
33 A.J. Minter, L ERA:	(8, 1) 1.0 3 1 0 0 1 0 0 0 0 0 0 0 8 14 0.00 1.000																			

AB 32
R 4
H 8
RBI 3
BB 2
SO 7
LOB 14



Batter	1	2	3	4	5	6	7	8	9	10	11	12	AB	R	H	RBI	BB	SO	LOB	TOP				
11 Ender Inciarte, L OBP: 0.246, SLG: 0.231	F7		F8		P4			B3		BB	K		5	0	0	0	1	1	3					
1 Ozzie Albies, S OBP: 0.291, SLG: 0.630	HR		F7			K		1B		K		1B	6	2	3	1	0	2	1					
5 Freddie Freeman, L OBP: 0.518, SLG: 0.625	2B		F9					G3				1B	4	1	2	0	2	0	1					
22 Nick Markakis, L OBP: 0.375, SLG: 0.438	G4-3		G3-1		P2			K		K		1B	5	0	0	0	1	2	5					
24 Kurt Suzuki, R OBP: 0.385, SLG: 0.545	G5-3				F8					CS		F4	6	2	3	2	0	0	5					
20 Preston Tucker, L OBP: 0.333, SLG: 0.514		P5											2	0	0	0	0	1	0					
12 Peter Bourjos, R OBP: 0.200, SLG: 0.214			K					HBP					3	0	2	2	0	1	1					
7 Dansby Swanson, R OBP: 0.375, SLG: 0.565	L9									L7			5	0	1	0	1	2	4					
8 Charlie Culberson, R OBP: 0.263, SLG: 0.125	K		F7		FC6						2B		4	0	0	0	2	2	4					
32 Brandon McCarthy, R ERA: 3.31			K		G4-3								2	0	0	0	0	2	1					
18 Logan Kinsler, R ERA: 3.31													1	0	0	0	0	0	0					
33 AJ Minter, L ERA: 5.4													1	0	0	0	0	0	0					
36 Sammy Solis, L ERA: 5.4													1	0	0	0	0	0	0					
21 Brandon Kintzler, R ERA: 12.6													1	0	0	0	0	0	0					
62 Sean Doolittle, L ERA: 3.0													1	0	0	0	0	0	0					
Inning Stats	R: 1 E: 0 K: 0 S: 9	H: 2 LOB: 1 BB: 13 P: 13	R: 0 E: 0 K: 1 S: 7	H: 0 LOB: 0 BB: 0 P: 12	R: 0 E: 0 K: 1 S: 6	H: 0 LOB: 0 BB: 0 P: 8	R: 1 E: 0 K: 1 S: 8	H: 1 LOB: 0 BB: 0 P: 12	R: 0 E: 0 K: 1 S: 11	H: 0 LOB: 1 BB: 1 P: 18	R: 0 E: 1 K: 1 S: 6	H: 1 LOB: 1 BB: 0 P: 10	R: 0 E: 0 K: 2 S: 15	H: 0 LOB: 2 BB: 1 P: 23	R: 0 E: 0 K: 2 S: 9	H: 0 LOB: 1 BB: 2 P: 19	R: 1 E: 0 K: 3 S: 17	H: 3 LOB: 2 BB: 0 P: 22	R: 2 E: 0 K: 2 S: 13	H: 3 LOB: 3 BB: 2 P: 20	1B: 5 2B: 3 3B: 0 HR: 3	SF: 0 SAC: 0 DP: 1 HBP: 1	WP: 0 PB: 1 SB: 3 CS: 1	PA: 55
PITCHER	IP WLS BF H R ER SO BB IBB HBP BLK WP HR S P ERA WHIP	(1.1) 5.1 21 3 2 2 5 0 0 0 0 0 2 47 76 3.38 0.938	(6.1) 1.2 6 0 0 0 1 0 0 1 0 0 0 11 18 0.00 0.000	(8.1) 1.0 4 1 0 0 1 0 0 0 0 0 7 13 0.00 1.000	(9.1) 1.0 5 1 0 0 2 1 0 0 0 0 15 23 0.00 2.000	(10.1) 1.0 4 0 0 0 2 1 1 0 0 0 9 19 0.00 1.000	PITCHER	IP WLS BF H R ER SO BB IBB HBP BLK WP HR S P ERA WHIP	(11.1) 1.0 L 8 3 2 2 2 1 1 0 0 0 0 13 20 18.00 4.000	(12.1) 1.0 L 8 3 2 2 2 1 1 0 0 0 0 13 20 18.00 4.000														

Atlanta Braves @ Washington Nationals
Nationals Park, Washington, DC
Wed Apr 11 2018, 1:06 PM - 4:49 PM EDT
Alt. 21,109 - Cloudy - 51 F

livebaseballscorecards.com

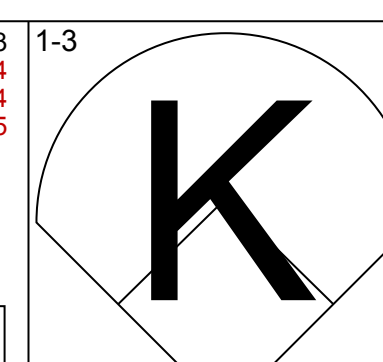
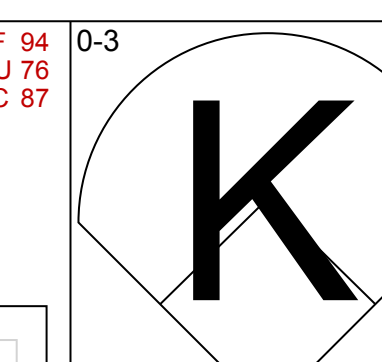
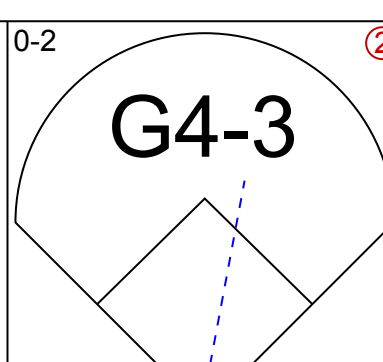
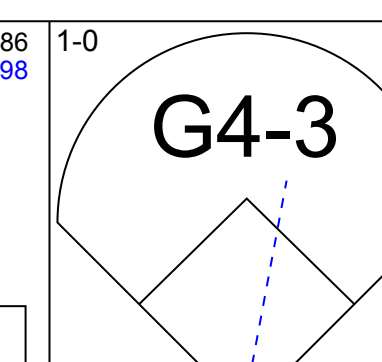
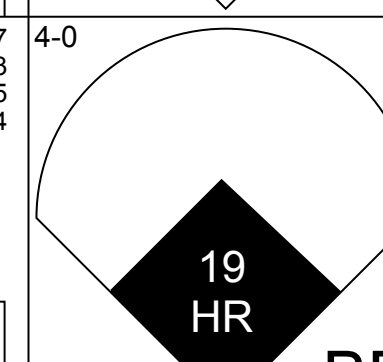
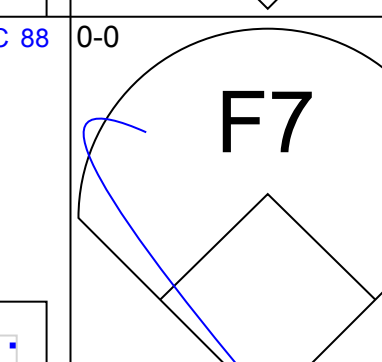
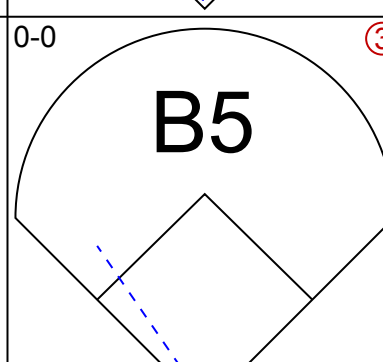
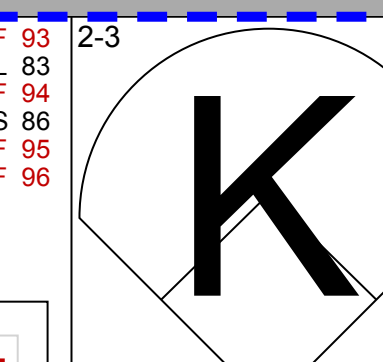
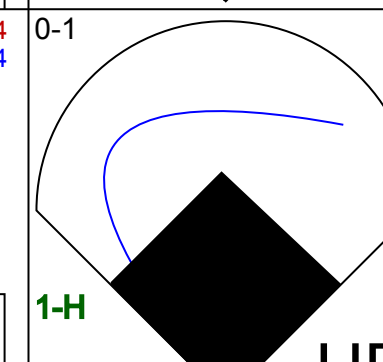
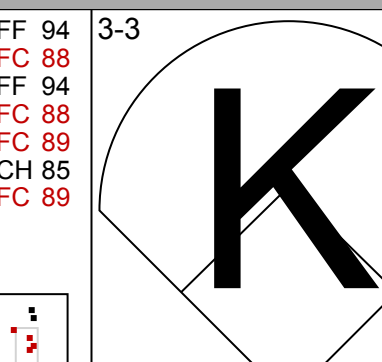
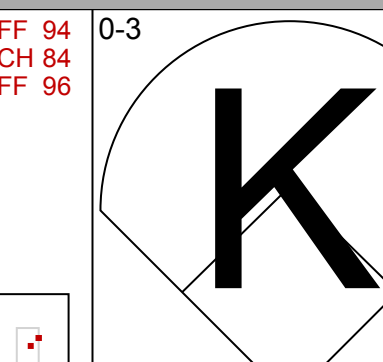
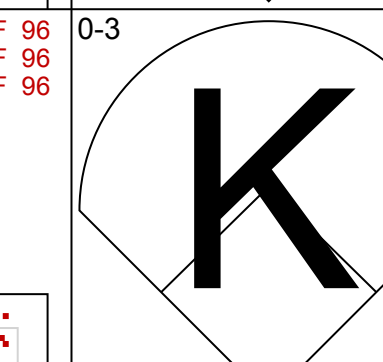
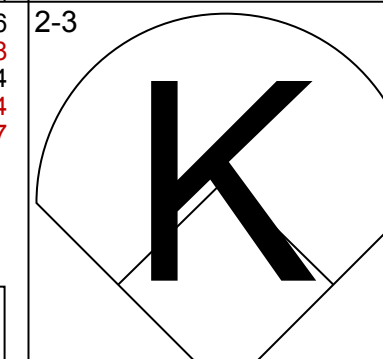
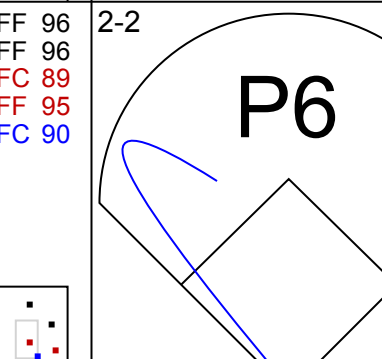
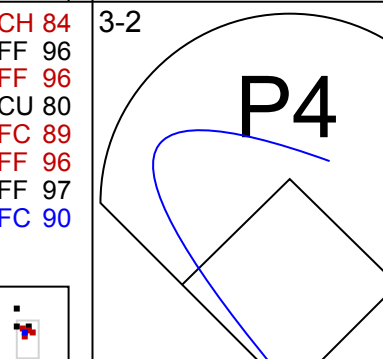
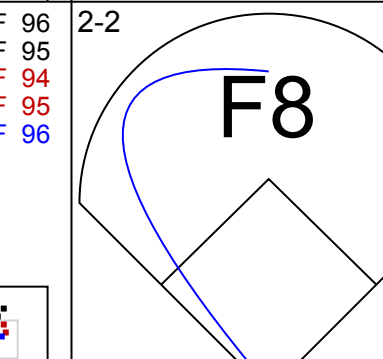
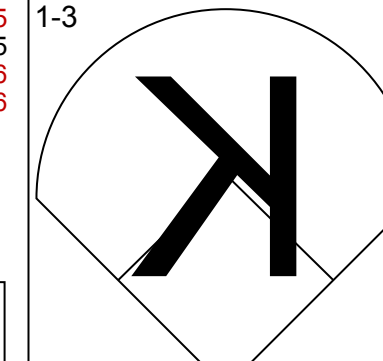
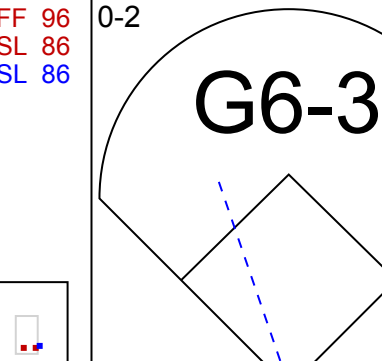
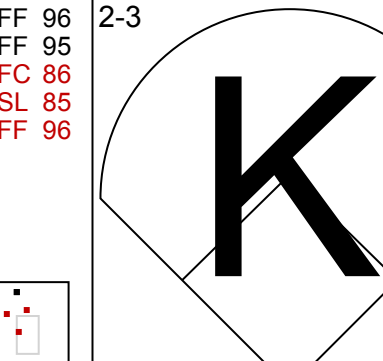
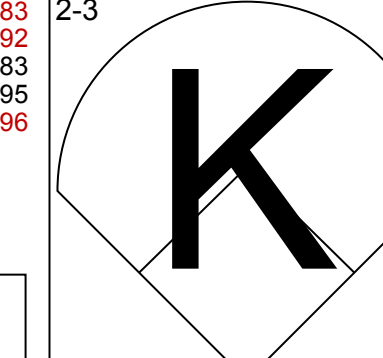
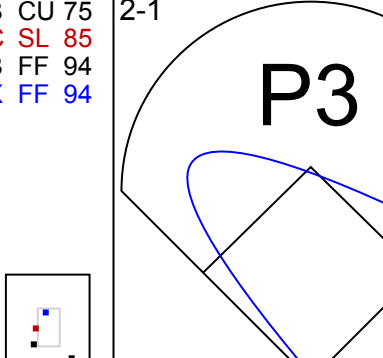
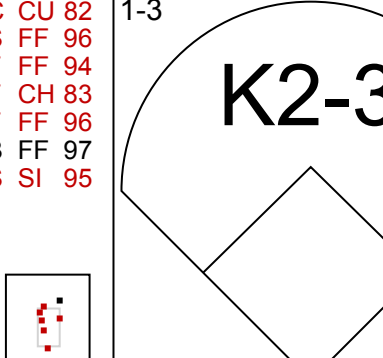
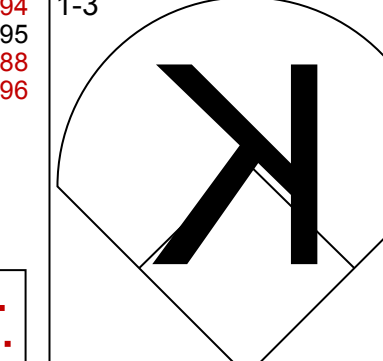
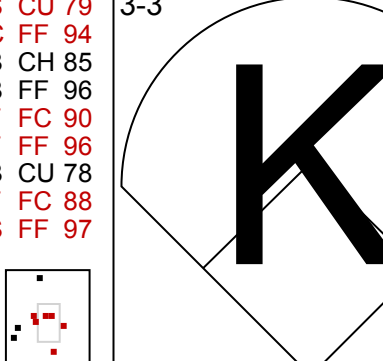
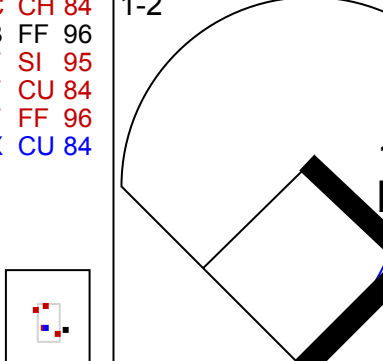
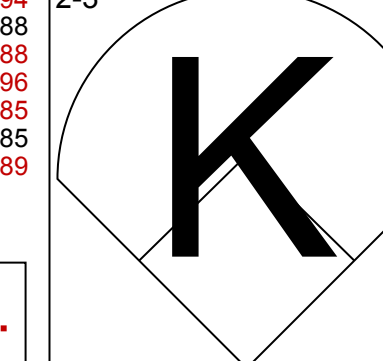
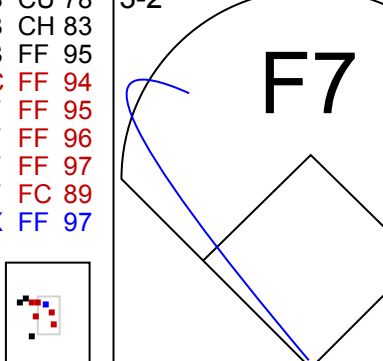
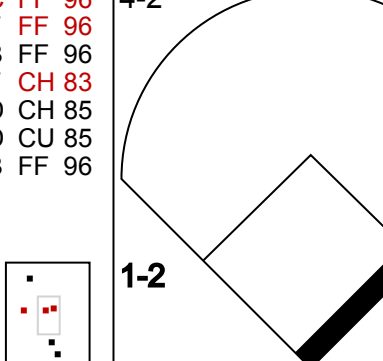
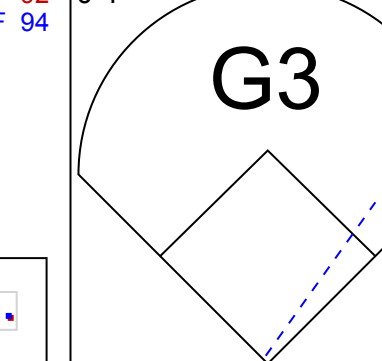
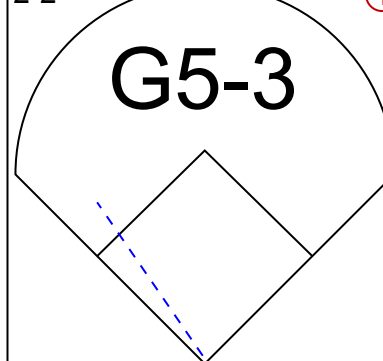
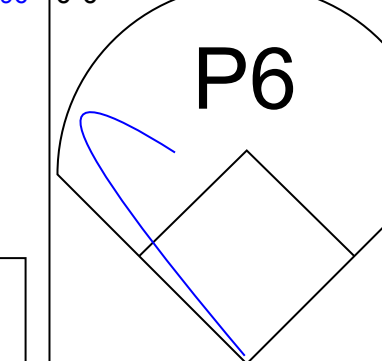
AB 46
R 5
H 11
RBI 5
BB 7
SO 16
LOB 34

Batter	1	2	3	4	5	6	7	8	9	10	11	12	AB	R	H	RBI	BB	SO	LOB	BOTTOM				
8 Brian Goodwin, L OBP: 0.400, SLG: 0.391	G5-4-3		L8		G3-1			K				G6-3	2	0	0	0	1	0	1					
49 Moisés Sierra, R OBP: 0.345, SLG: 0.283	BB												3	0	0	0	0	2	0					
7 Trea Turner, R OBP: 0.345, SLG: 0.283	G5-4-3									F8			5	0	2	1	0	1	1					
34 Bryce Harper, L OBP: 0.500, SLG: 0.789	G4-3												5	1	1	0	0	2	2					
6 Anthony Rendon, R OBP: 0.345, SLG: 0.431	L7												5	0	1	0	0	1	1					
15 Matt Adams, L OBP: 0.400, SLG: 0.632	BB												3	1	1	1	1	1	2					
12 Howie Kendrick, R OBP: 0.381, SLG: 0.500	FC4												5	0	2	1	0	0	2					
3 Michael Taylor, R OBP: 0.200, SLG: 0.186	G1-4-3												5	0	1	0	0	1	5					
29 Pedro Severino, R OBP: 0.500, SLG: 0.435													4	1	1	0	1	1	1					
32 Brandon McCarthy, R ERA: 3.31													1	0	0	0	0	0	0					
39 Sam Freeman, L ERA: 3.31													1	0	0	0	0	0	0					
56 Dan Winkler, R ERA: 3.31													1	0	0	0	0	0	0					
33 AJ Minter, L ERA: 5.4													1	0	0	0	0	0	0					
38 Aroldys Vizcaino, R ERA: 3.18													1	0	0	0	0	0	0					
Inning Stats	R: 0 E: 0 K: 0 S: 3	H: 0 LOB: 0 BB: 1 P: 7	R: 0 E: 1 K: 0 S: 8	H: 0 LOB: 1 BB: 1 P: 15	R: 1 E: 0 K: 1 S: 11	H: 2 LOB: 1 BB: 0 P: 19	R: 0 E: 0 K: 0 S: 7	H: 2 LOB: 1 BB: 0 P: 10	R: 0 E: 0 K: 2 S: 6	H: 1 LOB: 0 BB: 0 P: 11	R: 0 E: 0 K: 1 S: 10	H: 1 LOB: 1 BB: 1 P: 19	R: 0 E: 0 K: 3 S: 9	H: 0 LOB: 0 BB: 0 P: 13	R: 1 E: 1 K: 0 S: 14	H: 2 LOB: 1 BB: 0 P: 10	R: 1 E: 0 K: 1 S: 17	H: 2 LOB: 1 BB: 0 P: 16	R: 0 E: 0 K: 1 S: 8	H: 0 LOB: 0 BB: 0 P: 9	1B: 8 2B: 2 3B: 0 HR: 1	SF: 0 SAC: 1 DP: 4 HBP: 1	WP: 1 PB: 0 SB: 0 CS: 0	PA: 46
PITCHER	IP WLS BF H R ER SO BB IBB HBP BLK WP HR S P ERA WHIP	(1.1) 1.0 H 3 1 0 0 3 0 0 0 0 1 14 13 9.00 2.000	(6.1) 1.0 H 5 1 0 0 1 1 0 1 0 0 10 19 0.00 2.000	(8.1) 1.0 H 3 0 0 0 3 0 0 0 0 9 13 0.00 0.000	(9.1) 1.0 B 5 2 1 1 1 0 0 0 0 1 14 19 9.00 2.000	PITCHER	IP WLS BF H R ER SO BB IBB HBP BLK WP HR S P ERA WHIP	(10.1) 1.0 W 8 2 1 1 2 0 0 0 0 0 0 20 25 4.50 1.000	(11.1) 2.0 W 8 2 1 1 2 0 0 0 0 0 0 20 25 4.50 1.000	(12.1) 2.0 W 8 2 1 1 2 0 0 0 0 0 0 20 25 4.50 1.000														

Atlanta Braves @ Washington Nationals
Nationals Park, Washington, DC
Wed Apr 11 2018, 1:06 PM - 4:49 PM EDT
Alt. 21,109 - Cloudy - 51 F

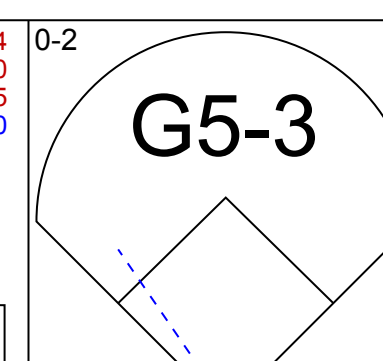
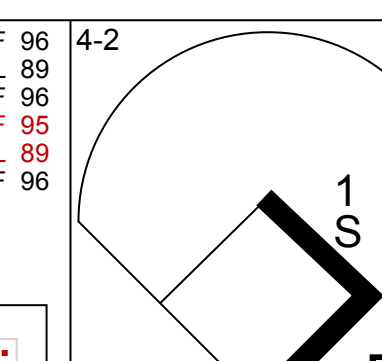
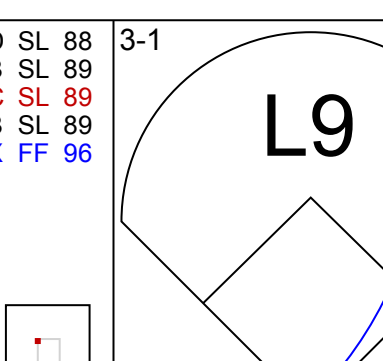
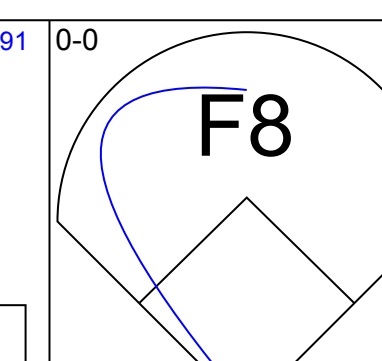
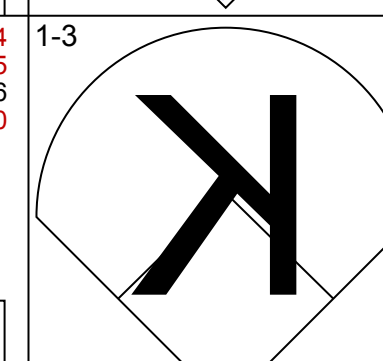
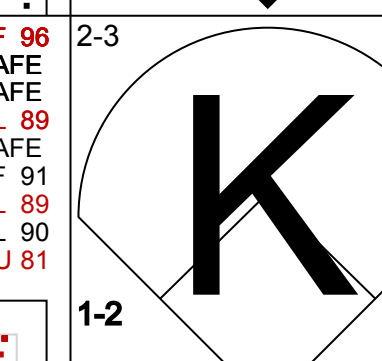
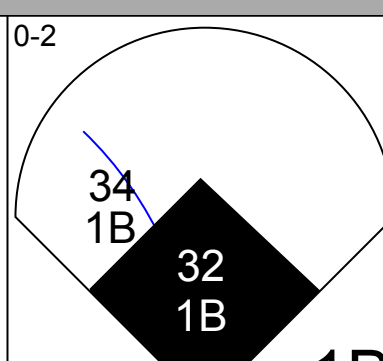

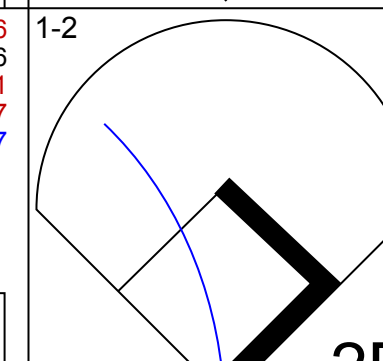
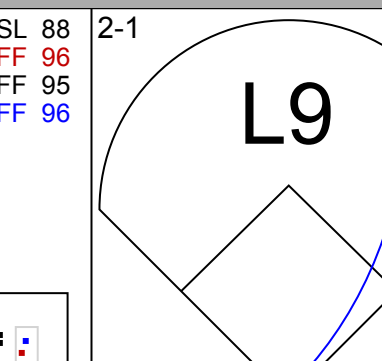
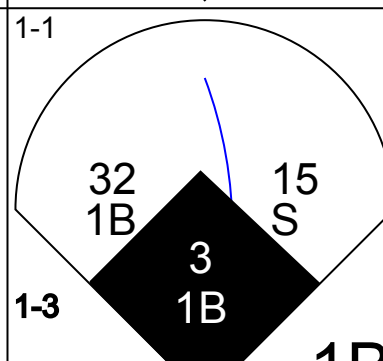

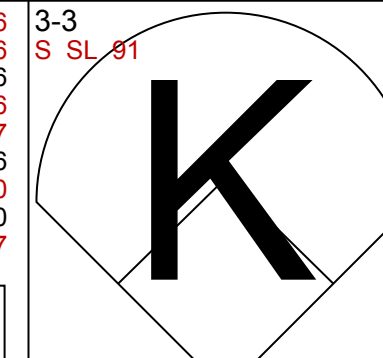
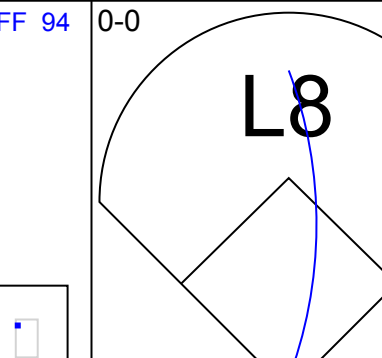
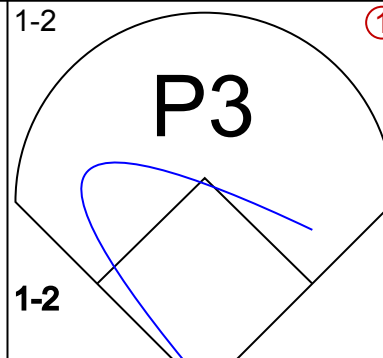

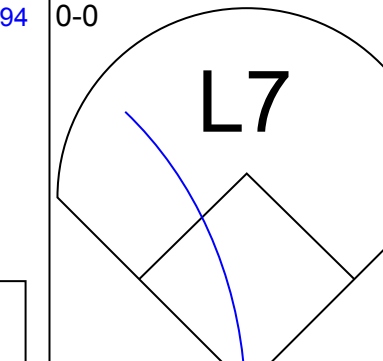
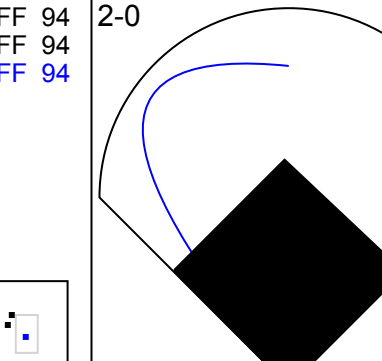

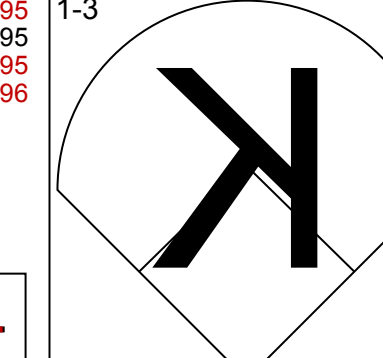
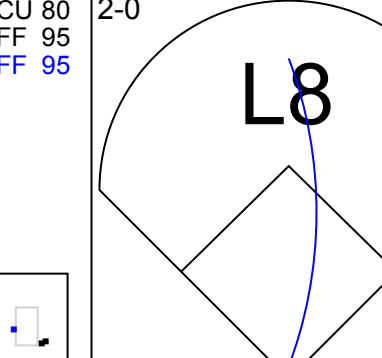
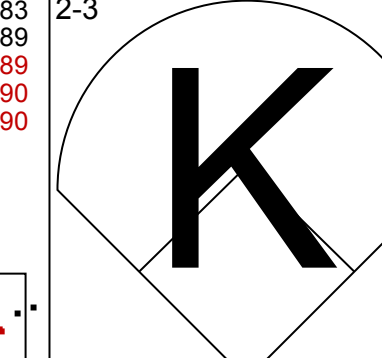
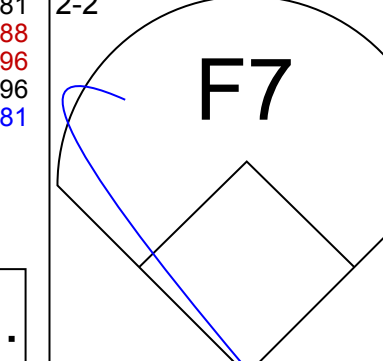
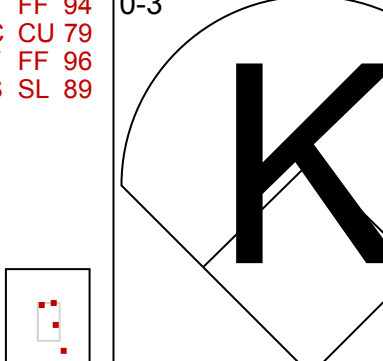
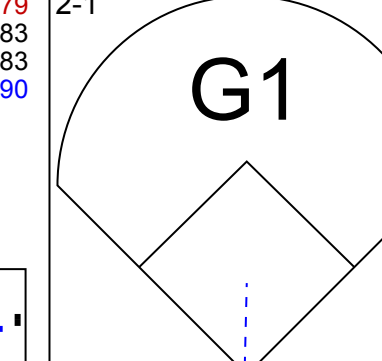
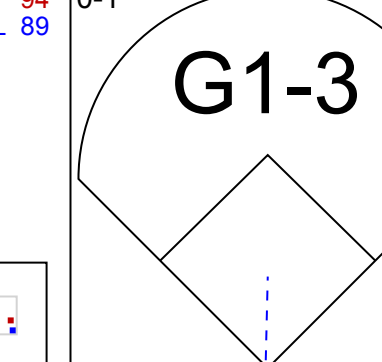
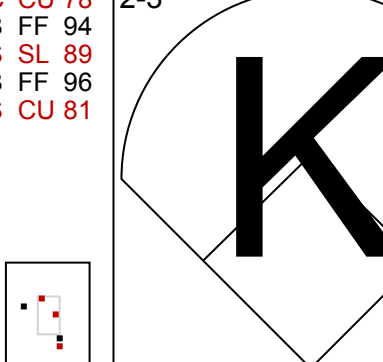
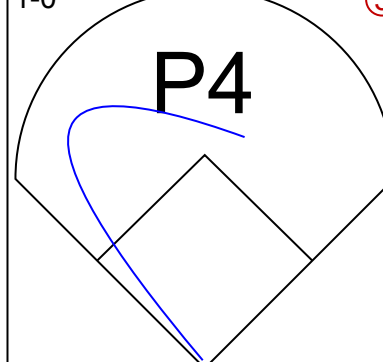
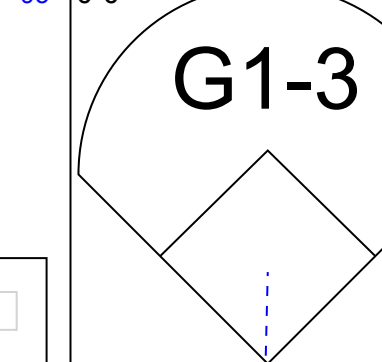
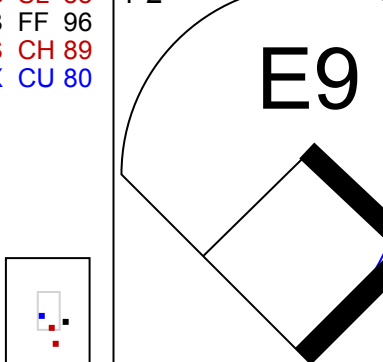
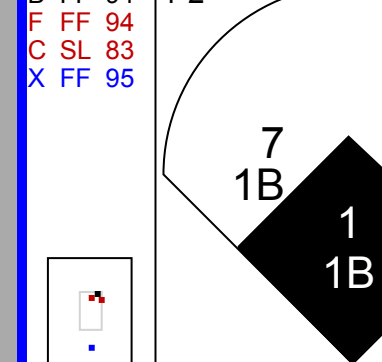
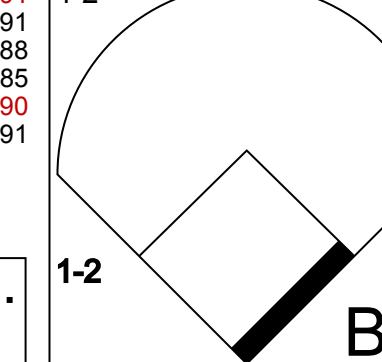
livebaseballscorecards.com

AB 41
R 3
H 10
RBI 3
BB 3
SO 11
LOB 15

Batter	1	2	3	4	5	6	7	8	9	AB	R	H	RBI	BB	SO	LOB	TOP				
9 DJ LeMahieu, R OBP: 0.375, SLG: 0.569										4	0	0	0	0	2	2	Colorado Rockies @ Washington Nationals Nationals Park, Washington, DC Sat Apr 14 2018, 1:06 PM - 3:58 PM EDT Att: 31,700 - Sunny - 77 F				
8 Gerardo Parra, L OBP: 0.315, SLG: 0.327										3	1	0	0	1	1	0					
19 Charlie Blackmon, L OBP: 0.380, SLG: 0.674										4	1	1	2	0	3	0					
5 Carlos González, L OBP: 0.259, SLG: 0.473										4	0	0	0	0	1	0					
20 Ian Desmond, R OBP: 0.196, SLG: 0.370										3	0	0	0	0	2	0					
27 Trevor Story, R OBP: 0.277, SLG: 0.379										3	0	0	0	0	2	0					
24 Ryan McMahon, L OBP: 0.192, SLG: 0.087										3	0	1	0	0	2	0					
14 Tony Wolters, L OBP: 0.316, SLG: 0.188										2	0	0	0	1	1	0					
55 Jon Gray, R										2	0	0	0	0	0	0					
49 Antonio Senzateia, R 4 Pat Valaika, R 52 Chris Rusin, L										0	0	0	0	0	0	0					
Inning Stats	R: 2 H: 1 E: 0 K: 3 S: 11	H: 1 LOB: 0 BB: 1 P: 19	R: 0 H: 0 E: 0 K: 3 S: 11	H: 0 LOB: 0 BB: 0 P: 16	R: 0 H: 0 E: 0 K: 1 S: 6	H: 0 LOB: 0 BB: 0 P: 6	R: 0 H: 0 E: 0 K: 1 S: 10	H: 0 LOB: 0 BB: 0 P: 15	R: 0 H: 0 E: 0 K: 0 S: 7	H: 0 LOB: 0 BB: 0 P: 9	R: 0 H: 0 E: 0 K: 2 S: 11	H: 0 LOB: 0 BB: 0 P: 16	R: 0 H: 1 E: 0 K: 1 S: 16	H: 1 LOB: 2 BB: 1 P: 23	R: 0 H: 0 E: 0 K: 2 S: 10	H: 0 LOB: 0 BB: 0 P: 14	1B: 1 2B: 0 3B: 0 HR: 1	SF: 0 SAC: 0 DP: 0 HBP: 0	WP: 0 PB: 0 SB: 0 CS: 0	PA: 31	
PITCHER	IP	WLS	BF	H	R	ER	SO	BB	IBB	HBP	BLK	WP	HR	S	P	ERA	WHIP				
31 Max Scherzer, R ERA: 1.33	7.0	W	23	1	2	2	11	1	0	0	0	0	1	70	103	2.57	0.286				
44 Ryan Madson, R ERA: 2.35	1.0		5	1	0	0	1	1	0	0	0	0	0	16	23	0.00	2.000				
62 Sean Doolittle, L ERA: 2.57	1.0		3	0	0	0	2	0	0	0	0	0	0	10	14	0.00	0.000				

AB	29
R	2
H	2
RBI	2
BB	2
SO	14
LOB	4



Batter	1	2	3	4	5	6	7	8	9	AB	R	H	RBI	BB	SO	LOB	BOTTOM				
7 Trea Turner, R OBP: 0.338, SLG: 0.281										4	0	1	0	1	0	3	Colorado Rockies @ Washington Nationals Nationals Park, Washington, DC Sat Apr 14 2018, 1:06 PM - 3:58 PM EDT Att: 31,700 - Sunny - 77 F				
1 Wilmer Difo, S OBP: 0.394, SLG: 0.393										4	1	2	1	0	2	1					
34 Bryce Harper, L OBP: 0.456, SLG: 0.688										3	1	2	0	1	0	0					
15 Matt Adams, L OBP: 0.333, SLG: 0.481										4	0	0	0	0	1	6					
44 Ryan Madson, L 62 Sean Doolittle, L										4	2	2	2	0	0	2					
32 Matt Wieters, S OBP: 0.353, SLG: 0.429										4	1	1	1	0	2	0					
3 Michael Taylor, R OBP: 0.196, SLG: 0.185										4	0	1	2	0	1	0					
49 Moisés Sierra, R OBP: 0.222, SLG: 0.444										4	0	1	0	0	1	0					
19 Matt Reynolds, R OBP: 0.125, SLG: 0.125										2	0	1	0	0	0	0					
31 Max Scherzer, R ERA: 6.23 11 Ryan Zimmerman, R, PH OBP: 0.224, SLG: 0.250										1	1	1	0	1	0	0					
Inning Stats	R: 0 H: 1 E: 0 K: 2 S: 18	H: 0 LOB: 1 BB: 0 P: 23	R: 0 H: 0 E: 0 K: 1 S: 7	H: 0 LOB: 0 BB: 0 P: 10	R: 0 H: 0 E: 0 K: 1 S: 9	H: 0 LOB: 1 BB: 1 P: 15	R: 1 H: 1 E: 0 K: 0 S: 5	H: 1 LOB: 0 BB: 0 P: 11	R: 0 H: 1 E: 1 K: 2 S: 12	H: 1 LOB: 1 BB: 0 P: 18	R: 4 H: 5 E: 0 K: 0 S: 14	H: 3 LOB: 2 BB: 1 P: 24	R: 0 H: 1 E: 0 K: 1 S: 11	H: 1 LOB: 2 BB: 1 P: 19	1B: 9 2B: 2 3B: 0 HR: 1	SF: 0 SAC: 0 DP: 1 HBP: 0	WP: 1 PB: 0 SB: 2 CS: 0	PA: 37			
PITCHER	IP	WLS	BF	H	R	ER	SO	BB	IBB	HBP	BLK	WP	HR	S	P	ERA	WHIP				
55 Jon Gray, R ERA: 6.23	5.2	L	25	5	5	5	6	1	0	0	0	0	0	8	13	27.00	6.000				
49 Antonio Senzateia, R ERA: 9.0	0.1		3	2	1	1	0	0	0	0	0	0	0	0	0	0.00	2.000				
52 Chris Rusin, L ERA: 7.0	2.0		9	2	0	0	1	2	0	0	0	1	0	19	32	0.00	2.000				

AB	34
R	6
H	12
RBI	6
BB	3
SO	7
LOB	12



Batter	1	2	3	4	5	6	7	8	9	AB	R	H	RBI	BB	SO	LOB	TOP								
9 DJ LeMahieu, R (1.4) OBP: 0.382, SLG: 0.603	G4-3			G6-3		BB		HR		3	2	1	1	1	0	0	Colorado Rockies @ Washington Nationals Nationals Park, Washington, DC Sun Apr 15 2018, 1:37 PM - 4:50 PM EDT Att: 25,462 - Drizzlie - 52 F								
42 Chris Iannetta, R (1.2) OBP: 0.373, SLG: 0.386	K			F9		F8		P4		4	0	0	0	0	1	2									
19 Charlie Blackmon, L (1.8) OBP: 0.389, SLG: 0.745	P5			HR		5 1B		L8		4	2	2	3	0	0	0									
5 Carlos González, L (1.9) OBP: 0.258, SLG: 0.458	F7			G6-3		1B		K		4	0	1	1	0	1	0									
8 Gerardo Parra, L (1.7) OBP: 0.298, SLG: 0.308	G5-3			K		L6		K		3	0	0	0	0	0	1									
51 Jake McGee, L (6.1)										0	0	0	0	0	0	0									
0 Adam Ottavino, S (8.1)										0	0	0	0	0	0	0									
14 Tony Wolters, L (9. PH) OBP: 0.300, SLG: 0.176										1	0	0	0	0	1	0									
71 Wade Davis, R (9.1)										0	0	0	0	0	0	0									
20 Ian Desmond, R (1.3) OBP: 0.200, SLG: 0.414	K			G4-3		G4-3		HR		4	1	1	1	0	1	0									
27 Trevor Story, R (1.6) OBP: 0.261, SLG: 0.355				K		K		K		4	0	0	0	0	4	0									
24 Ryan McMahon, L (1.5) OBP: 0.172, SLG: 0.077				F8		G1-3		K		3	0	0	0	0	1	0									
44 Tyler Anderson, L (1.1)				P5				L7		1	0	0	0	0	0	0									
49 Antonio Senzateia, R (5.1)						42 8B 19 2B				0	0	0	0	0	0	0									
3 Mike Tauchman, L (6. PH) OBP: 0.153, SLG: 0.087										1	1	1	0	0	0	0									
29 Bryan Shaw, S (6.1)										0	0	0	0	0	0	0									
4 Pat Velazquez, R (6.3) OBP: 0.094, SLG: 0.097										1	0	0	0	0	0	0									
Inning Stats	R: 0 E: 0 K: 1 S: 6	H: 0 LOB: 0 BB: 0 P: 8	R: 0 E: 0 K: 1 S: 7	H: 0 LOB: 0 BB: 0 P: 13	R: 0 E: 0 K: 1 S: 7	H: 0 LOB: 0 BB: 0 P: 13	R: 1 E: 0 K: 0 S: 7	H: 1 LOB: 0 BB: 0 P: 12	R: 0 E: 0 K: 2 S: 9	H: 0 LOB: 0 BB: 0 P: 15	R: 3 E: 0 K: 0 S: 16	H: 3 LOB: 1 BB: 1 P: 27	R: 0 E: 0 K: 2 S: 7	H: 0 LOB: 0 BB: 0 P: 11	R: 1 E: 0 K: 3 S: 12	H: 1 LOB: 0 BB: 0 P: 15	R: 1 E: 0 K: 3 S: 14	H: 1 LOB: 0 BB: 0 P: 22	1B: 2 2B: 1 3B: 0 HR: 3	SF: 0 SAC: 0 DP: 0 HBP: 0	WP: 0 PB: 0 SB: 0 CS: 0	PA: 34			
PITCHER	IP	WLS	BF	H	R	ER	SO	BB	IBB	HBP	BLK	WP	HR	S	P	ERA	WHIP								
37 Stephen Strasburg, R (1.1) ERA: 3.08	6.0		23	4	4	4	5	1	0	0	0	0	1	52	88	6.00	0.833								
21 Brandon Kintzler, R (7.1) ERA: 9.0	1.0		3	0	0	0	2	0	0	0	0	0	0	7	11	0.00	0.000								
27 Shawn Kelley, R (8.1) ERA: 3.18	0.2		3	1	1	1	0	0	0	0	0	0	1	8	9	13.50	1.500								
36 Sammy Solis, L (8.1) ERA: 4.05	0.1		1	0	0	0	0	0	0	0	0	0	0	4	6	0.00	0.000								
62 Sean Doolittle, L (9.1) ERA: 3.38	1.0	L	4	1	1	1	3	0	0	0	0	0	1	14	22	9.00	1.000								

Batter	1	2	3	4	5	6	7	8	9	AB	R	H	RBI	BB	SO	LOB	BOTTOM								
7 Trea Turner, R (1.6) OBP: 0.356, SLG: 0.271	K			11 WP		34 BB		FC6-4		2	1	0	0	3	1	0	Colorado Rockies @ Washington Nationals Nationals Park, Washington, DC Sun Apr 15 2018, 1:37 PM - 4:50 PM EDT Att: 25,462 - Drizzlie - 52 F								
1 Wilmer Difo, S (1.5) OBP: 0.342, SLG: 0.333	L7			F3		K		FC6-4		5	0	0	0	0	1	7									
34 Bryce Harper, L (1.9) OBP: 0.479, SLG: 0.740	HR			K		11 PB		12 F8-4-3		2	1	1	1	3	1	2									
11 Ryan Zimmerman, R (1.3) OBP: 0.204, SLG: 0.224	P6			P4		G6-3		K		5	0	0	0	0	1	5									
12 Howie Kendrick, R (1.4) OBP: 0.340, SLG: 0.490				K		K		F8-4-3		4	0	1	0	0	2	1									
32 Matt Wieters, S (1.2) OBP: 0.428, SLG: 0.625				F9		HR		49 CS		2	1	1	1	1	0	0									
49 Moisés Sierra, R (1.7) OBP: 0.154, SLG: 0.308	G4-6-3			K		F9		K		4	0	0	0	0	2	3									
3 Michael Taylor, R (1.8) OBP: 0.233, SLG: 0.246	K					34 BB 11 PB 37 SH2-4		7 WP		3	2	2	0	1	1	1									
37 Stephen Strasburg, R (1.1) ERA: 4.74				11 WP		7 BB		7 WP		0	0	0	0	1	0	0									
15 Matt Adams, L (5. PH) OBP: 0.305, SLG: 0.481						SH2-4		7 WP		0	0	0	0	0	0	0									
21 Brandon Kintzler, R (7.1) ERA: 8.64										0	0	0	0	0	0	0									
27 Shawn Kelley, R (8.1) ERA: 3.96										0	0	0	0	0	0	0									
36 Sammy Solis, R (8.1) ERA: 2.25										0	0	0	0	0	0	0									
8 Brian Goodwin, L (8. PH) OBP: 0.307, SLG: 0.376										1	0	0	0	0	1	0									
62 Sean Doolittle, L (9.1) ERA: 3.38										0	0	0	0	0	0	0									
Inning Stats	R: 1 E: 0 K: 1 S: 10	H: 1 LOB: 0 BB: 0 P: 17	R: 0 E: 0 K: 1 S: 9	H: 1 LOB: 1 BB: 1 P: 15	R: 0 E: 0 K: 1 S: 12	H: 0 LOB: 2 BB: 2 P: 26	R: 0 E: 0 K: 2 S: 8	H: 0 LOB: 0 BB: 0 P: 13	R: 2 E: 0 K: 1 S: 10	H: 0 LOB: 1 BB: 3 P: 28	R: 1 E: 0 K: 1 S: 17	H: 2 LOB: 3 BB: 2 P: 27	R: 0 E: 0 K: 1 S: 6	H: 0 LOB: 0 BB: 1 P: 12	R: 1 E: 0 K: 2 S: 8	H: 1 LOB: 0 BB: 0 P: 15	R: 0 E: 0 K: 0 S: 10	H: 0 LOB: 1 BB: 1 P: 20	1B: 1 2B: 3 3B: 0 HR: 2	SF: 0 SAC: 1 DP: 2 HBP: 1	WP: 3 PB: 3 SB: 1 CS: 1	PA: 40			
PITCHER	IP	WLS	BF	H	R	ER	SO	BB	IBB	HBP	BLK	WP	HR	S	P	ERA	WHIP								
44 Tyler Anderson, L (1.1) ERA: 4.74	4.2		21	2	3	1	6	6	0	0	0	0	1	47	94	1.93	1.714								
49 Antonio Senzateia, R (5.1) ERA: 8.64	0.1		1	0	0	0	0	0	0	0	0	0	0	2	5	0.00	0.000								
29 Bryan Shaw, R (6.1) ERA: 3.96	0.2	B	6	2	1	1	1	2	0	0	0	1	1	15	25	13.50	6.000								
51 Jake McGee, L (6.1) ERA: 2.25	1.1		4	0	0	0	1	1	0	0	0	0	0	8	14	0.00	0.750								
0 Adam Ottavino, R (8.1) ERA: 9.93	1.0	W	4	1	1	1	2	0	0	1	0	1	0	8	15	9.00	1.000								



Batter	1	2	3	4	5	6	7	8	9	AB	R	H	RBI	BB	SO	LOB	TOP						
7 Trea Turner, R OBP: 0.368, SLG: 0.319										4	0	0	0	0	2	0							
12 Howie Kendrick, R OBP: 0.333, SLG: 0.492										3	1	1	0	0	1	0							
19 Matt Reynolds, R OBP: 0.182, SLG: 0.100										3	1	0	0	1	1	0							
34 Bryce Harper, L OBP: 0.471, SLG: 0.712										4	3	3	4	0	0	0							
11 Ryan Zimmerman, R OBP: 0.235, SLG: 0.371										3	0	1	1	0	0	0							
49 Moisés Sierra, R OBP: 0.304, SLG: 0.381										3	0	0	0	0	3	1							
3 Michael Taylor, R OBP: 0.239, SLG: 0.227										3	0	0	0	0	1	0							
1 Wilmer Difo, S OBP: 0.333, SLG: 0.326										3	0	0	0	0	2	0							
29 Pedro Severino, R OBP: 0.405, SLG: 0.343										2	0	0	0	0	0	0							
57 Tanner Roark, R OBP: 0.100, SLG: 0.100										2	0	0	0	0	2	0							
45 Andrew Stevenson, L OBP: 0.100, SLG: 0.100										1	0	0	0	0	0	0							
44 Ryan Madson, L OBP: 0.100, SLG: 0.100										0	0	0	0	0	0	0							
36 Sammy Solis, R OBP: 0.100, SLG: 0.100										0	0	0	0	0	0	0							
22 A.J. Cole, R OBP: 0.333, SLG: 1.333										0	0	0	0	0	0	0							
Inning Stats	R: 3 E: 0 K: 2 S: 18	H: 3 LOB: 0 BB: 1 P: 33	R: 0 E: 0 K: 2 S: 11	H: 0 LOB: 0 BB: 0 P: 15	R: 0 E: 0 K: 1 S: 8	H: 0 LOB: 0 BB: 0 P: 13	R: 0 E: 0 K: 1 S: 9	H: 0 LOB: 0 BB: 0 P: 13	R: 0 E: 0 K: 2 S: 9	H: 0 LOB: 0 BB: 0 P: 11	R: 0 E: 0 K: 2 S: 9	H: 0 LOB: 0 BB: 0 P: 11	R: 1 E: 0 K: 2 S: 13	H: 1 LOB: 0 BB: 0 P: 20	R: 0 E: 0 K: 1 S: 5	H: 0 LOB: 0 BB: 0 P: 10	R: 1 E: 0 K: 0 S: 11	H: 1 LOB: 0 BB: 0 P: 15	1B: 2 2B: 0 3B: 1 HR: 2	SF: 1 SAC: 0 DP: 0 HBP: 0	WP: 0 PB: 0 SB: 0 CS: 1	PA: 33	
PITCHER	IP: 4.0 ERA: 4.42	WLS: 15 ERA: 2.16	BF: 3 ERA: 2.35	H: 3 LOB: 0 BB: 0 P: 6	R: 1 LOB: 0 BB: 0 P: 5	ER: 3 LOB: 0 BB: 0 P: 11	SO: 6 LOB: 0 BB: 0 P: 15	BB: 1 LOB: 0 BB: 0 P: 0	IBB: 0 LOB: 0 BB: 0 P: 0	HBP: 0 LOB: 0 BB: 0 P: 0	BLK: 0 LOB: 0 BB: 0 P: 0	WP: 0 LOB: 0 BB: 0 P: 0	HR: 1 LOB: 0 BB: 0 P: 42	S: 29 LOB: 0 BB: 0 P: 10	P: 74 LOB: 0 BB: 0 P: 15	ERA: 6.75 LOB: 0 BB: 0 P: 1.000	WHIP: 1.000 LOB: 0 BB: 0 P: 0.000	ERA: 3.00 LOB: 0 BB: 0 P: 9.000	WHIP: 0.333 LOB: 0 BB: 0 P: 1.000	ERA: 0.000 LOB: 0 BB: 0 P: 9.000	WHIP: 0.000 LOB: 0 BB: 0 P: 1.000	ERA: 9.000 LOB: 0 BB: 0 P: 1.000	WHIP: 1.000 LOB: 0 BB: 0 P: 1.000

Washington Nationals @ New York Mets
Citi Field, Flushing, NY
Wed Apr 18 2018, 7:11 PM - 10:01 PM EDT
Att: 23,117 - Clear - 53 F

AB	30
R	5
H	5
RBI	5
BB	1
SO	12
LOB	1



Batter	1	2	3	4	5	6	7	8	9	AB	R	H	RBI	BB	SO	LOB	BOTTOM						
30 Michael Conforto, L OBP: 0.426, SLG: 0.417										4	2	1	1	1	1	0							
52 Yoenis Cespedes, R OBP: 0.280, SLG: 0.406										5	2	2	4	0	2	0							
13 Asdrubal Cabrera, S OBP: 0.384, SLG: 0.612										5	2	2	0	0	1	0							
19 Jay Bruce, L OBP: 0.302, SLG: 0.345										4	0	0	0	0	1	4							
21 Todd Frazier, R OBP: 0.438, SLG: 0.491										2	2	1	2	2	0	0							
23 Adrián González, L OBP: 0.340, SLG: 0.333										3	1	1	1	1	0	1							
59 Jose Lobaton, S OBP: 0.309, SLG: 0.390										2	0	0	1	1	1	1							
4 Wilmer Flores, R OBP: 0.286, SLG: 0.469										1	0	0	0	0	0	2							
3 Tomás Nido, R OBP: 0.167, SLG: 0.167										0	0	0	0	0	0	0							
32 Steven Matz, R OBP: 0.309, SLG: 0.390										1	0	0	0	0	0	2							
9 Brandon Nimmo, L OBP: 0.302, SLG: 0.374										0	0	0	0	0	0	0							
51 Paul Sewald, R ERA: 6.97										0	0	0	0	0	0	0							
7 José Reyes, S OBP: 0.167, SLG: 0.167										1	1	1	2	0	0	0							
44 AJ Ramos, R OBP: 0.167, SLG: 0.167										0	0	0	0	0	0	0							
12 Juan Lagares, R OBP: 0.167, SLG: 0.167										0	0	0	0	0	0	0							
67 Seth Lugo, R ERA: 3.0										0	0	0	0	0	0	0							
1 Amed Rosario, R OBP: 0.281, SLG: 0.321										3	1	0	0	1	0	3							
Inning Stats	R: 0 E: 0 K: 1 S: 7	H: 0 LOB: 0 BB: 0 P: 12	R: 0 E: 0 K: 0 S: 9	H: 0 LOB: 2 BB: 2 P: 18	R: 0 E: 0 K: 1 S: 7	H: 0 LOB: 0 BB: 0 P: 12	R: 2 E: 1 K: 1 S: 13	H: 2 LOB: 2 BB: 1 P: 25	R: 0 E: 0 K: 2 S: 10	H: 0 LOB: 0 BB: 0 P: 13	R: 0 E: 0 K: 0 S: 5	H: 0 LOB: 0 BB: 0 P: 10	R: 0 E: 0 K: 1 S: 10	H: 0 LOB: 0 BB: 0 P: 13	R: 9 E: 0 K: 1 S: 30	H: 6 LOB: 3 BB: 3 P: 46	1B: 5 2B: 2 3B: 0 HR: 1	SF: 0 SAC: 0 DP: 1 HBP: 1	WP: 0 PB: 0 SB: 0 CS: 0	PA: 39			
PITCHER	IP: 7.0 ERA: 3.24	WLS: 8 ERA: 6.97	BF: 27 ERA: 6.14	H: 2 LOB: 2 BB: 2 P: 6	R: 2 LOB: 2 BB: 1 P: 6	ER: 2 LOB: 2 BB: 1 P: 13	SO: 6 LOB: 2 BB: 1 P: 26	BB: 3 LOB: 2 BB: 1 P: 0	IBB: 0 LOB: 2 BB: 1 P: 0	HBP: 0 LOB: 2 BB: 1 P: 0	BLK: 0 LOB: 2 BB: 1 P: 0	WP: 0 LOB: 2 BB: 1 P: 0	HR: 0 LOB: 2 BB: 1 P: 19	S: 61 LOB: 2 BB: 1 P: 13	P: 103 LOB: 2 BB: 1 P: 7	ERA: 2.57 LOB: 2 BB: 1 P: 81.000	WHIP: 0.714 LOB: 2 BB: 1 P: 3.000	ERA: 81.000 LOB: 2 BB: 1 P: 81.000	WHIP: 7.500 LOB: 2 BB: 1 P: 3.000	ERA: 81.000 LOB: 2 BB: 1 P: 81.000	WHIP: 3.000 LOB: 2 BB: 1 P: 3.000	ERA: 81.000 LOB: 2 BB: 1 P: 81.000	WHIP: 3.000 LOB: 2 BB: 1 P: 3.000

Washington Nationals @ New York Mets
Citi Field, Flushing, NY
Wed Apr 18 2018, 7:11 PM - 10:01 PM EDT
Att: 23,117 - Clear - 53 F

AB	32
R	11
H	8
RBI	11
BB	6
SO	7
LOB	14



Batter	1	2	3	4	5	6	7	8	9	AB	R	H	RBI	BB	SO	LOB	TOP
7 Trea Turner, R OBP: 0.370, SLG: 0.338										5	1	2	1	0	0	0	Washington Nationals @ Los Angeles Dodgers Dodger Stadium, Los Angeles, CA Fri Apr 20 2018, 7:11 PM - 10:19 PM PDT Att: 50,211 - Clear - 62 F
12 Howie Kendrick, R OBP: 0.310, SLG: 0.456									5	0	0	0	0	0	3		
34 Bryce Harper, L OBP: 0.467, SLG: 0.683									4	2	1	1	1	1	0		
11 Ryan Zimmerman, R (1, 3) OBP: 0.250, SLG: 0.394									4	1	2	1	0	1	1		
49 Moisés Sierra, R OBP: 0.296, SLG: 0.360									4	0	1	0	0	1	2		
32 Matt Wieters, S OBP: 0.393, SLG: 0.500									3	0	1	0	1	1	1		
3 Michael Taylor, R OBP: 0.253, SLG: 0.257									4	1	2	1	0	1	3		
1 Wilmer Difo, S OBP: 0.327, SLG: 0.304									3	0	0	1	1	0	3		
31 Max Scherzer, R (1, 1) ERA: 2.45									2	0	1	0	0	1	0		
19 Matt Reynolds, R (7, PH) ERA: 5.06									1	0	0	0	0	0	0		
33 Matt Grace, L (7, 1) ERA: 5.06									0	0	0	0	0	0	0		
36 Sammy Solis, R (7, 1) ERA: 5.06									0	0	0	0	0	0	0		
15 Matt Adams, L (8, PH) ERA: 6.3									1	0	0	0	0	0	3		
21 Brandon Kintzler, R (8, 1) ERA: 6.3									0	0	0	0	0	0	0		
62 Sean Doolittle, L (9, 1) ERA: 2.7									0	0	0	0	0	0	0		
Inning Stats	R: 2 H: 3 E: 0 K: 0 S: 10	H: 3 R: 1 ER: 0 LOB: 1 BB: 0 P: 15	R: 0 H: 0 E: 0 K: 1 S: 9	H: 0 R: 0 ER: 0 LOB: 0 BB: 0 P: 10	R: 0 H: 0 E: 0 K: 1 S: 6	H: 0 R: 0 ER: 0 LOB: 0 BB: 0 P: 10	R: 1 H: 3 E: 0 K: 0 S: 9	H: 3 R: 1 ER: 0 LOB: 2 BB: 0 P: 25	R: 0 H: 0 E: 0 K: 2 S: 16	H: 1 R: 0 ER: 0 LOB: 3 BB: 3 P: 31	R: 0 H: 0 E: 0 K: 0 S: 8	H: 0 R: 0 ER: 0 LOB: 0 BB: 0 P: 11	1B: 7 2B: 3 3B: 0 HR: 0	SF: 0 SAC: 0 DP: 1 HBP: 0	WP: 1 PB: 0 SB: 0 CS: 0	PA: 39	
PITCHER	IP WLS BF H R ER SO BB IBB HBP BLK WP HR S P ERA WHIP	7.0 L 29 9 4 4 4 0 0 0 0 1 0 64 85 5.14 1.286	0.2 6 1 1 1 2 3 0 0 0 0 0 15 29 13.50 6.000	1.1 4 0 0 0 0 0 0 0 0 0 0 9 13 0.00 0.000													


Batter	1	2	3	4	5	6	7	8	9	AB	R	H	RBI	BB	SO	LOB	BOTTOM
3 Chris Taylor, R OBP: 0.267, SLG: 0.425										3	0	2	0	2	0	0	Washington Nationals @ Los Angeles Dodgers Dodger Stadium, Los Angeles, CA Fri Apr 20 2018, 7:11 PM - 10:19 PM PDT Att: 50,211 - Clear - 62 F
5 Corey Seager, L OBP: 0.337, SLG: 0.365										3	0	0	0	0	2	3	
9 Yasmani Grandal, S OBP: 0.424, SLG: 0.586										4	0	1	1	0	1	4	
35 Cody Bellinger, L OBP: 0.338, SLG: 0.444									3	0	0	0	1	3	4		
31 Joc Pederson, L (1, 7) OBP: 0.300, SLG: 0.235										2	1	0	0	1	1	3	
27 Matt Kemp, R (7, PH) OBP: 0.382, SLG: 0.580										1	0	0	0	0	2		
52 Pedro Báez, R (8, 1) ERA: 1.93										0	0	0	0	0	0		
36 Adam Liberatore, L (8, 1) ERA: 1.93										0	0	0	0	0	0		
26 Chase Utley, L OBP: 0.438, SLG: 0.487									4	0	1	0	0	0	1		
66 Yasiel Puig, R OBP: 0.286, SLG: 0.275										4	0	1	1	0	1	1	
13 Max Muncy, L OBP: 0.300, SLG: 0.556										4	0	0	0	0	2	2	
22 Clayton Kershaw, L (1, 1) ERA: 1.38										2	0	0	0	0	1	0	
15 Austin Barnes, R (7, PH) OBP: 0.379, SLG: 0.292										2	1	1	0	0	1	0	
Inning Stats	R: 0 H: 1 E: 0 K: 2 S: 9	H: 0 R: 0 ER: 0 LOB: 0 BB: 0 P: 16	R: 0 H: 0 E: 0 K: 1 S: 8	H: 0 R: 0 ER: 0 LOB: 1 BB: 1 P: 16	R: 0 H: 0 E: 0 K: 1 S: 13	H: 0 R: 0 ER: 0 LOB: 1 BB: 1 P: 20	R: 0 H: 1 E: 0 K: 1 S: 9	H: 2 R: 1 ER: 0 LOB: 2 BB: 1 P: 29	R: 1 H: 2 E: 0 K: 2 S: 14	H: 0 R: 0 ER: 0 LOB: 0 BB: 0 P: 8	R: 0 H: 0 E: 0 K: 1 S: 6	H: 0 R: 0 ER: 0 LOB: 0 BB: 0 P: 10	1B: 4 2B: 1 3B: 1 HR: 0	SF: 0 SAC: 0 DP: 1 HBP: 2	WP: 0 PB: 0 SB: 0 CS: 0	PA: 38	
PITCHER	IP WLS BF H R ER SO BB IBB HBP BLK WP HR S P ERA WHIP	6.0 W 26 4 1 1 1 1 1 0 0 0 0 0 7 16 27.00 6.000	0.1 H 3 1 1 1 1 1 0 0 0 0 0 7 11 0.00 1.500	1.0 H 3 0 0 0 0 0 0 0 0 0 0 6 8 0.00 0.000	1.0 S 3 0 0 0 1 0 0 0 0 0 0 8 10 0.00 0.000												


AB	36
R	5
H	10
RBI	5
BB	3
SO	6
LOB	16



AB	32
R	2
H	6
RBI	2
BB	4
SO	12
LOB	20



Batter	1	2	3	4	5	6	7	8	9	AB	R	H	RBI	BB	SO	LOB	TOP										
7 Trea Turner, R OBP: 0.347, SLG: 0.314	F8		G6-3		L8		K		K	5	0	0	0	0	2	3	Washington Nationals @ Los Angeles Dodgers Dodger Stadium, Los Angeles, CA Sun Apr 22 2018, 5:08 PM - 8:28 PM PDT Att: 51,297 - Clear - 78 F livebaseballscores.com AB 33 R 3 H 9 RBI 3 BB 3 SO 9 LOB 15 										
12 Howie Kendrick, R OBP: 0.286, SLG: 0.429	K		G3				K		F8	5	0	1	0	0	2	3											
34 Bryce Harper, L OBP: 0.460, SLG: 0.638	G5-3		G4-3		G4-3				K	4	0	1	0	0	1	1											
11 Ryan Zimmerman, R OBP: 0.250, SLG: 0.384		FC6-4	FC6-4		G6-3				F7	4	1	1	0	0	0	1											
3 Michael Taylor, R OBP: 0.280, SLG: 0.329										3	2	3	1	1	0	0											
49 Moisés Sierra, R OBP: 0.242, SLG: 0.300										2	0	0	1	0	1	2											
36 Sammy Solis, R										0	0	0	0	0	0	0											
26 Trevor Gott, R										0	0	0	0	0	0	0											
32 Matt Wieters, S										1	0	0	0	0	0	1											
29 Pedro Severino, R OBP: 0.378, SLG: 0.534										2	0	0	1	0	2	0											
21 Brandon Kintzler, R										0	0	0	0	0	0	0											
15 Matt Adams, L OBP: 0.375, SLG: 0.469										1	0	1	0	0	0	0											
19 Matt Reynolds, R OBP: 0.194, SLG: 0.083										0	0	0	0	0	0	0											
1 Wilmer Difo, S OBP: 0.339, SLG: 0.294										2	0	1	0	2	0	0											
58 Jeremy Hellickson, R OBP: 0.250, SLG: 0.250										2	0	1	0	0	1	2											
45 Andrew Stevenson, L										2	0	1	0	0	1	2											
Inning Stats	R: 0 E: 0 K: 1 S: 8	H: 0 LOB: 0 BB: 0 P: 11	R: 1 E: 0 K: 1 S: 15	H: 2 LOB: 2 BB: 1 P: 23	R: 0 E: 0 K: 0 S: 12	H: 1 LOB: 1 BB: 0 P: 17	R: 1 E: 0 K: 1 S: 10	H: 1 LOB: 0 BB: 0 P: 15	R: 0 E: 0 K: 2 S: 8	H: 1 LOB: 1 BB: 1 P: 14	R: 1 E: 0 K: 1 S: 13	H: 1 LOB: 0 BB: 0 P: 17	R: 0 E: 0 K: 2 S: 8	H: 1 LOB: 1 BB: 1 P: 19	R: 0 E: 0 K: 1 S: 10	H: 0 LOB: 1 BB: 1 P: 19	R: 0 E: 0 K: 2 S: 15	H: 2 LOB: 2 BB: 0 P: 20	1B: 5 2B: 3 3B: 0 HR: 1	SF: 2 SAC: 0 DP: 0 HBP: 0	WP: 0 PB: 0 SB: 2 CS: 0	PA: 38					
PITCHER	IP	WLS	BF	H	R	ER	SO	BB	IBB	HBP	BLK	WP	HR	S	P	ERA	WHIP										
57 Alex Wood, L ERA: 3.72	6.0		25	6	3	2	4	0	1	0	0	0	1	65	96	3.00	1.000										
46 Josh Fields, R ERA: 0.9	1.0	W	4	1	0	0	2	1	0	0	0	0	0	8	14	0.00	2.000										
54 Tony Cingrani, L ERA: 2.16	0.1	H	1	0	0	0	1	0	0	0	0	0	0	4	6	0.00	0.000										
52 Pedro Báez, R ERA: 1.8	0.2	H	3	0	0	0	0	1	0	0	0	0	0	6	13	0.00	1.500										
74 Kenley Jansen, R ERA: 6.23	1.0	S	5	2	0	0	2	0	0	0	0	0	0	15	20	0.00	2.000										

Batter	1	2	3	4	5	6	7	8	9	AB	R	H	RBI	BB	SO	LOB	BOTTOM										
3 Chris Taylor, R OBP: 0.277, SLG: 0.432	G5-3		K							4	1	2	0	0	1	0	Washington Nationals @ Los Angeles Dodgers Dodger Stadium, Los Angeles, CA Sun Apr 22 2018, 5:08 PM - 8:28 PM PDT Att: 51,297 - Clear - 78 F livebaseballscores.com AB 26 R 4 H 5 RBI 4 BB 4 SO 8 LOB 9 										
5 Corey Seager, L OBP: 0.341, SLG: 0.367	G3		G5-3							2	1	1	1	1	0	0											
9 Yasmani Grandal, S OBP: 0.446, SLG: 0.587	G3									3	1	1	2	1	1	1											
35 Cody Bellinger, L OBP: 0.341, SLG: 0.481										3	0	1	1	1	0	1											
31 Joc Pederson, L OBP: 0.304, SLG: 0.325										2	0	0	0	0	0	2											
14 Enrique Hernández, R OBP: 0.321, SLG: 0.429	F8									1	0	0	0	1	1	1											
66 Yasiel Puig, R OBP: 0.277, SLG: 0.267	K									3	0	0	0	0	2	2											
26 Chase Utley, L OBP: 0.404, SLG: 0.442										3	0	0	0	0	1	2											
46 Josh Fields, R										0	0	0	0	0	0	0											
54 Tony Cingrani, L										0	0	0	0	0	0	0											
52 Pedro Báez, R										0	0	0	0	0	0	0											
74 Kenley Jansen, S										0	0	0	0	0	0	0											
13 Max Muncy, L OBP: 0.250, SLG: 0.357	K									3	0	0	0	0	1	0											
57 Alex Wood, R										1	0	0	0	0	1	0											
15 Austin Barnes, R OBP: 0.387, SLG: 0.280										1	1	0	0	0	0	0											
Inning Stats	R: 0 E: 0 K: 0 S: 15	H: 1 LOB: 2 BB: 1 P: 25	R: 0 E: 0 K: 2 S: 13	H: 0 LOB: 0 BB: 0 P: 18	R: 0 E: 0 K: 2 S: 7	H: 0 LOB: 0 BB: 0 P: 12	R: 0 E: 0 K: 1 S: 7	H: 0 LOB: 0 BB: 0 P: 12	R: 0 E: 0 K: 0 S: 6	H: 0 LOB: 0 BB: 0 P: 8	R: 3 E: 0 K: 2 S: 22	H: 3 LOB: 2 BB: 2 P: 40	R: 1 E: 0 K: 0 S: 6	H: 1 LOB: 0 BB: 0 P: 9	R: 0 E: 0 K: 1 S: 6	H: 0 LOB: 0 BB: 1 P: 14	R: 0 E: 0 K: 1 S: 6	H: 0 LOB: 0 BB: 1 P: 14	1B: 1 2B: 4 3B: 0 HR: 0	SF: 1 SAC: 0 DP: 0 HBP: 1	WP: 1 PB: 0 SB: 0 CS: 2	PA: 34					
PITCHER	IP	WLS	BF	H	R	ER	SO	BB	IBB	HBP	BLK	WP	HR	S	P	ERA	WHIP										
58 Jeremy Hellickson, R ERA: 4.5	5.1		21	3	3	3	5	2	0	0	0	0	0	57	93	5.06	0.938										
36 Sammy Solis, L ERA: 5.53	0.0	B	2	1	0	0	0	1	0	0	0	0	0	6	11	"	"										
26 Trevor Gott, R ERA: 5.4	1.2	L	6	1	1	1	2	0	0	1	0	1	0	13	20	5.40	0.600										
21 Brandon Kintzler, R ERA: 5.73	1.0		3	0	0	0	1	1	0	0	0	0	0	6	14	0.00	1.000										

Batter	1	2	3	4	5	6	7	8	9	AB	R	H	RBI	BB	SO	LOB	TOP										
7 Trea Turner, R OBP: 0.336, SLG: 0.326	G5-3		G6-3		FC6-5 12 BLK			G6-3		4	0	0	0	0	0	1	Washington Nationals @ San Francisco Giants AT&T Park, San Francisco, CA Tue Apr 24 2018, 7:15 PM - 9:42 PM PDT Att: 37,147 - Partly Cloudy - 54 F										
12 Howie Kendrick, R OBP: 0.307, SLG: 0.446	1B			G3-1				2B		3	0	2	0	1	0	0											
34 Bryce Harper, L OBP: 0.454, SLG: 0.595	K			G6-3	G4-3			IBB		3	0	0	0	1	1	3											
11 Ryan Zimmerman, R (1, 3) OBP: 0.261, SLG: 0.375	P6			3 HR BB				G6-4-3		3	1	0	0	1	1	3											
49 Moisés Sierra, R (1, 7) OBP: 0.270, SLG: 0.324	K			3 HR 1B				L8		3	1	2	0	0	1	0											
15 Matt Adams, L (9, PH) OBP: 0.333, SLG: 0.405										1	0	0	0	0	0	0											
3 Michael Taylor, R (1, 8) OBP: 0.286, SLG: 0.354	G1-3			HR				K		4	1	1	3	0	1	1											
5 Adrián Sánchez, R (1, 5) OBP: 0.308, SLG: 0.263	G1-3			G3-1				G6-3		2	0	0	0	0	0	0											
1 Wilmer Difo, S (7, PH) OBP: 0.308, SLG: 0.263										2	0	0	0	0	0	0											
29 Pedro Severino, R (1, 2) OBP: 0.375, SLG: 0.325										3	0	1	0	0	2	0											
57 Tanner Roark, R OBP: 0.091, SLG: 0.091										1	0	0	0	0	0	0											
45 Andrew Stevenson, L (7, PH) OBP: 0.197, SLG: 0.250										1	0	0	0	0	0	0											
21 Brandon Kintzler, R (7, 1)										0	0	0	0	0	0	0											
44 Ryan Madson, L (8, 1)										0	0	0	0	0	0	0											
Inning Stats	R: 0 H: 1 E: 0 K: 1 S: 9	L: 1 R: 0 ER: 0 LOB: 1 BB: 0 P: 13	R: 0 H: 0 E: 0 K: 1 S: 9	L: 0 R: 0 ER: 0 LOB: 0 BB: 0 P: 13	R: 0 H: 0 E: 0 K: 1 S: 8	L: 0 R: 0 ER: 0 LOB: 0 BB: 0 P: 13	R: 3 H: 2 E: 0 K: 0 S: 11	L: 2 R: 0 ER: 0 LOB: 0 BB: 1 P: 21	R: 0 H: 1 E: 0 K: 1 S: 10	L: 1 R: 0 ER: 0 LOB: 2 BB: 1 P: 19	R: 0 H: 0 E: 0 K: 1 S: 9	L: 1 R: 0 ER: 0 LOB: 0 BB: 0 P: 11	R: 0 H: 0 E: 0 K: 1 S: 7	L: 0 R: 0 ER: 0 LOB: 1 BB: 1 P: 9	R: 0 H: 1 E: 0 K: 1 S: 9	L: 1 R: 0 ER: 0 LOB: 0 BB: 0 P: 13	R: 0 H: 0 E: 0 K: 1 S: 6	L: 0 R: 0 ER: 0 LOB: 0 BB: 0 P: 8	1B: 4 2B: 1 3B: 0 HR: 1	SF: 0 SAC: 1 DP: 2 HBP: 0	WP: 0 PB: 0 SB: 0 CS: 0	PA: 34					
PITCHER	IP WLS BF H R ER SO BB IBB HBP BLK WP HR S P ERA WHIP	5.0 L 21 4 3 3 3 2 0 0 0 1 0 1 47 79 5.40 1.200	2.0 W 6 1 0 0 2 0 0 0 0 0 0 16 20 0.00 0.500	1.0 H 4 1 0 0 0 0 1 0 0 0 0 0 9 13 0.00 1.000	1.0 S 3 0 0 0 1 0 0 0 0 0 0 6 8 0.00 0.000																						

Batter	1	2	3	4	5	6	7	8	9	AB	R	H	RBI	BB	SO	LOB	BOTTOM									
1 Grégor Blanco, L OBP: 0.366, SLG: 0.368	L8	F7			K			L8		4	0	0	0	0	1	1	Washington Nationals @ San Francisco Giants AT&T Park, San Francisco, CA Tue Apr 24 2018, 7:15 PM - 9:42 PM PDT Att: 37,147 - Partly Cloudy - 54 F									
12 Joe Panik, L OBP: 0.348, SLG: 0.417	9 BB 28 1B 10 WP		28 G6-3 9 HR 28 WP		G1-3			22 BB		4	2	3	0	0	0	0										
22 Andrew McCutchen, R (1, 9) OBP: 0.313, SLG: 0.360	P3		F9					1B		2	0	0	0	2	0	2										
28 Buster Posey, R OBP: 0.337, SLG: 0.413	10 WP 9 BB		G6-3		BB			BB		4	0	1	0	0	0	4										
9 Brandon Belt, L (1, 3) OBP: 0.397, SLG: 0.615	10 WP BB		HR					F7		3	1	1	2	1	0	0										
10 Evan Longoria, R (1, 5) OBP: 0.282, SLG: 0.463	K		HBP		L4			F9		3	0	0	0	0	1	2										
51 Mac Williamson, R (1, 7) OBP: 0.316, SLG: 0.369			2-4		G5-3			G1-3		4	1	2	1	0	0	0										
7 Gorkys Hernández, R (9, 7) OBP: 0.292, SLG: 0.417										0	0	0	0	0	0	0										
35 Brandon Crawford, L (1, 6) OBP: 0.247, SLG: 0.282	FC4-6				L8			P5		3	0	0	0	0	0	1										
50 Ty Blach, R (1, 1) OBP: 0.100, SLG: 0.100										2	0	0	0	0	2	1										
54 Reyes Moronta, R (6, 1)										0	0	0	0	0	0	0										
48 Pablo Sandoval, S (7, PH) OBP: 0.250, SLG: 0.367										1	0	0	0	0	0	0										
49 Sam Dyson, R (8, 1)										0	0	0	0	0	0	0										
60 Hunter Strickland, R (9, 1)										0	0	0	0	0	0	0										
Inning Stats	R: 1 H: 2 E: 0 K: 1 S: 20	L: 2 R: 0 ER: 0 LOB: 2 BB: 1 P: 32	R: 0 H: 1 E: 0 K: 1 S: 8	L: 1 R: 0 ER: 0 LOB: 0 BB: 0 P: 14	R: 2 H: 2 E: 0 K: 0 S: 12	L: 2 R: 0 ER: 0 LOB: 1 BB: 0 P: 21	R: 0 H: 0 E: 0 K: 1 S: 8	L: 0 R: 0 ER: 0 LOB: 0 BB: 0 P: 10	R: 0 H: 1 E: 0 K: 0 S: 6	L: 1 R: 0 ER: 0 LOB: 2 BB: 1 P: 16	R: 0 H: 0 E: 0 K: 0 S: 8	L: 1 R: 0 ER: 0 LOB: 0 BB: 0 P: 10	R: 0 H: 0 E: 0 K: 0 S: 8	L: 0 R: 0 ER: 0 LOB: 0 BB: 0 P: 10	R: 0 H: 0 E: 0 K: 0 S: 8	L: 0 R: 0 ER: 0 LOB: 0 BB: 0 P: 10	1B: 5 2B: 0 3B: 0 HR: 2	SF: 0 SAC: 0 DP: 0 HBP: 1	WP: 2 PB: 0 SB: 0 CS: 0	PA: 34						
PITCHER	IP WLS BF H R ER SO BB IBB HBP BLK WP HR S P ERA WHIP	6.0 L 27 6 4 4 4 2 0 1 0 0 0 8 16 6.00 1.333	1.0 5 1 0 0 0 1 0 0 0 0 0 0 8 16 0.00 2.000	1.0 3 0 0 0 0 0 0 0 0 0 0 0 8 10 0.00 0.000																						



Batter	1	2	3	4	5	6	7	8	9	AB	R	H	RBI	BB	SO	LOB	TOP
7 Trea Turner, R OBP: 0.362, SLG: 0.366										6	2	5	2	0	0	0	<p>Washington Nationals @ San Francisco Giants AT&T Park, San Francisco, CA Wed Apr 25 2018, 12:45 PM - 3:58 PM PDT Att: 35,126 - Partly Cloudy - 59 F</p>
1 Wilmer Difo, S OBP: 0.310, SLG: 0.258										5	2	1	1	1	0	4	
34 Bryce Harper, L 26 Trevor Gott, R										3	2	1	0	2	1	3	
12 Howie Kendrick, R 70 Austin Adams, R 59 Carlos Torres, R										0	0	0	0	0	0	0	
15 Matt Adams, L 3 Michael Taylor, R 49 Moisés Sierra, R										1	1	1	0	0	0	0	
45 Andrew Stevenson, L 5 Adrián Sánchez, R										0	0	0	0	0	0	0	
29 Pedro Severino, R 31 Max Scherzer, R 9 Rafael Bautista, R										5	2	4	4	1	0	0	
										6	1	2	1	0	1	6	
										6	1	0	0	0	1	5	
										4	0	0	0	0	0	2	
										1	0	0	0	0	0	1	
										4	0	0	0	0	0	2	
										1	0	0	0	0	0	1	
										4	0	0	0	0	0	2	
										1	0	0	0	0	0	1	
										4	0	0	0	0	0	2	
										1	0	0	0	0	0	1	
										4	0	0	0	0	0	2	
										1	0	0	0	0	0	1	
										4	0	0	0	0	0	2	
										1	0	0	0	0	0	1	
										4	0	0	0	0	0	2	
										1	0	0	0	0	0	1	
										4	0	0	0	0	0	2	
										1	0	0	0	0	0	1	
										4	0	0	0	0	0	2	
										1	0	0	0	0	0	1	
										4	0	0	0	0	0	2	
										1	0	0	0	0	0	1	
										4	0	0	0	0	0	2	
										1	0	0	0	0	0	1	
										4	0	0	0	0	0	2	
										1	0	0	0	0	0	1	
										4	0	0	0	0	0	2	
										1	0	0	0	0	0	1	
										4	0	0	0	0	0	2	
										1	0	0	0	0	0	1	
										4	0	0	0	0	0	2	
										1	0	0	0	0	0	1	
										4	0	0	0	0	0	2	
										1	0	0	0	0	0	1	
										4	0	0	0	0	0	2	
										1	0	0	0	0	0	1	
										4	0	0	0	0	0	2	
										1	0	0	0	0	0	1	
										4	0	0	0	0	0	2	
										1	0	0	0	0	0	1	
										4	0	0	0	0	0	2	
										1	0	0	0	0	0	1	
										4	0	0	0	0	0	2	
										1	0	0	0	0	0	1	
										4	0	0	0	0	0	2	
										1	0	0	0	0	0	1	
										4	0	0	0	0	0	2	
										1	0	0	0	0	0	1	
										4	0	0	0	0	0	2	
										1	0	0	0	0	0	1	
										4	0	0	0	0	0	2	
										1	0	0	0	0	0	1	
										4	0	0	0	0	0	2	
										1	0	0	0	0	0	1	
										4	0	0	0	0	0	2	
										1	0	0	0	0	0	1	
										4	0	0	0	0	0	2	
										1	0	0	0	0	0	1	
										4	0	0	0	0	0	2	
										1	0	0	0	0	0	1	
										4	0	0	0	0	0	2	
										1	0	0	0	0	0	1	
										4	0	0	0	0	0	2	
										1	0	0	0	0	0	1	
										4	0	0	0	0	0	2	
										1	0	0	0	0	0	1	
										4	0	0	0	0	0	2	
										1	0	0	0	0	0	1	
										4	0	0	0	0	0	2	

Batter	1	2	3	4	5	6	7	8	9	10	AB	R	H	RBI	BB	SO	LOB	TOP						
6 David Peralta, L OBP: 0.398, SLG: 0.556	F7			HR		HR		1B		BB	4	2	3	2	1	0	0	Arizona Diamondbacks @ Washington Nationals Nationals Park, Washington, DC Sat Apr 28 2018, 4:05 PM - 7:21 PM EDT Att: 32,963 - Cloudy - 76 F						
1 Jarrod Dyson, L OBP: 0.250, SLG: 0.362	F8			B3		F8		F7		BB	4	0	0	0	1	0	2							
11 AJ Pollock, R OBP: 0.343, SLG: 0.600	F8			G5-3		G6-3		G6-3		BB	4	0	1	2	1	0	0							
3 Daniel Descalso, L OBP: 0.304, SLG: 0.424				5B G4-6-3 1B		5B 1B		G1-3		K	5	0	2	0	0	1	5							
53 Christian Walker, R OBP: 0.271, SLG: 0.407				G4-6-3				G3-1		K	4	0	0	0	1	2	4							
31 Brad Boxberger, R				BB						K	0	0	0	0	0	0	0							
4 Ketel Marte, S OBP: 0.250, SLG: 0.320				G6-3		G4-3		F8		P6	4	0	0	0	0	2								
5 Alex Avila, L OBP: 0.298, SLG: 0.304				G3						P4	3	0	1	0	0	1								
36 John Ryan Murphy, R OBP: 0.250, SLG: 0.515						13 G5-4-3 1B		K			1	0	0	0	0	0								
13 Nick Ahmed, R OBP: 0.306, SLG: 0.440				F8		G5-4-3					4	2	2	0	0	1								
46 Patrick Corbin, L OBP: 0.385, SLG: 0.384								6 11 1B 1B																
57 Fernando Salas, R ERA: 3.95										1 11 BB 2B	2	0	0	0	0	1	0							
44 Paul Goldschmidt, R ERA: 4.85											0	0	0	0	0	0	0							
25 Archie Bradley, R ERA: 6.23											1	0	0	0	0	1	1							
66 Yoshinaka Hirano, R ERA: 2.25											0	0	0	0	0	0	0							
10 Devèn Marrero, R											1	0	0	0	0	1	1							
Inning Stats	R: 0 E: 0 K: 0 S: 4	H: 0 LOB: 0 BB: 0 P: 6	R: 0 E: 0 K: 0 S: 7	H: 1 LOB: 0 BB: 0 P: 8	R: 0 E: 0 K: 1 S: 7	H: 0 LOB: 0 BB: 0 P: 10	R: 1 E: 0 K: 0 S: 16	H: 2 LOB: 2 BB: 1 P: 21	R: 0 E: 0 K: 0 S: 5	H: 1 LOB: 0 BB: 0 P: 6	R: 1 E: 0 K: 0 S: 9	H: 1 LOB: 0 BB: 0 P: 13	R: 0 E: 0 K: 1 S: 8	H: 0 LOB: 0 BB: 0 P: 12	R: 1 E: 0 K: 1 S: 12	H: 3 LOB: 2 BB: 0 P: 16	R: 0 E: 0 K: 1 S: 9	H: 0 LOB: 0 BB: 0 P: 13	R: 1 E: 0 K: 3 S: 20	H: 1 LOB: 3 BB: 3 P: 34	1B: 6 2B: 1 3B: 0 HR: 2	SF: 0 SAC: 0 DP: 2 HBP: 0	WP: 0 PB: 0 SB: 0 CS: 0	PA: 41
PITCHER	IP WLS BF H R ER SO BB IBB HBP BLK WP HR S P ERA WHIP	5.1 0.2 1.0 1.0 1.0 1.0	20 2 0 6 3 0	5 0 0 3 1 0	2 0 0 1 1 0	1 0 0 0 0 0	1 0 0 0 0 0	2 43 57 3.38 1.125	0.1 0.0 0.0 0.2	L 2 0 2	3 0 0 0	1 0 0 0	1 0 0 0	1 0 0 2	1 0 0 0	10 3 11 9	14 ∞ ∞ 0.00	27.00 6.000	6.000	0.000				

Batter	1	2	3	4	5	6	7	8	9	10	AB	R	H	RBI	BB	SO	LOB	BOTTOM						
7 Trea Turner, R OBP: 0.357, SLG: 0.355	K				G4-3			G4-6-3		K	4	1	0	0	1	2	3	Arizona Diamondbacks @ Washington Nationals Nationals Park, Washington, DC Sat Apr 28 2018, 4:05 PM - 7:21 PM EDT Att: 32,963 - Cloudy - 76 F						
11 Ryan Zimmerman, R OBP: 0.265, SLG: 0.411	F9						L1-4-3	G5-3			5	1	2	2	0	0	1							
9 Rafael Bautista, R										2B	0	0	0	0	0	0	0							
34 Bryce Harper, L OBP: 0.455, SLG: 0.548							G3-1				4	0	1	0	1	2	0							
12 Howie Kendrick, R OBP: 0.333, SLG: 0.527										IBB	4	1	1	1	1	0	1							
3 Michael Taylor, R OBP: 0.297, SLG: 0.352											5	0	1	0	0	1	3							
49 Moisés Sierra, R OBP: 0.256, SLG: 0.282											2	0	0	0	0	1	0							
15 Matt Adams, L OBP: 0.382, SLG: 0.522											1	0	0	0	0	0	0							
5 Adrián Sánchez, R OBP: 0.250, SLG: 0.333											4	0	1	0	0	3	2							
29 Pedro Severino, R OBP: 0.345, SLG: 0.286											3	0	1	0	0	0	1							
26 Trevor Gott, R ERA: 4.11											0	0	0	0	0	0	0							
21 Brandon Kintzler, R ERA: 4.85											0	0	0	0	0	0	0							
44 Ryan Madison, R ERA: 6.23											0	0	0	0	0	0	0							
62 Sean Doolittle, L ERA: 2.25											0	0	0	0	0	0	0							
Inning Stats	R: 0 E: 0 K: 1 S: 8	H: 1 LOB: 1 BB: 0 P: 10	R: 0 E: 0 K: 2 S: 7	H: 0 LOB: 0 BB: 0 P: 10	R: 2 E: 0 K: 2 S: 12	H: 1 LOB: 0 BB: 1 P: 18	R: 0 E: 0 K: 1 S: 6	H: 0 LOB: 0 BB: 0 P: 9	R: 0 E: 0 K: 0 S: 9	H: 1 LOB: 1 BB: 0 P: 12	R: 1 E: 0 K: 1 S: 13	H: 2 LOB: 2 BB: 0 P: 18	R: 0 E: 0 K: 0 S: 9	H: 2 LOB: 1 BB: 0 P: 12	R: 0 E: 0 K: 1 S: 5	H: 0 LOB: 0 BB: 0 P: 6	R: 0 E: 0 K: 1 S: 9	H: 0 LOB: 0 BB: 0 P: 13	R: 0 E: 0 K: 1 S: 12	H: 1 LOB: 3 BB: 2 P: 20	1B: 3 2B: 3 3B: 0 HR: 2	SF: 0 SAC: 0 DP: 1 HBP: 2	WP: 0 PB: 0 SB: 1 CS: 0	PA: 41
PITCHER	IP WLS BF H R ER SO BB IBB HBP BLK WP HR S P ERA WHIP	6.2 0.1 1.0 1.0 1.0 1.0	28 0 3 3 0	7 0 0 0 0	3 0 0 0 0	0 0 0 0 0	1 0 0 0 0	6.2 0.0 0.0 0.0	0.1 0.0 0.0 0.2	L 2 0 2	3 0 0 0	1 0 0 0	1 0 0 2	1 0 0 0	10 3 11 9	14 ∞ ∞ 0.00	27.00 6.000	6.000						

Batter	1	2	3	4	5	6	7	8	9	AB	R	H	RBI	BB	SO	LOB	TOP										
26 Adam Frazier, L OBP: 0.284, SLG: 0.303	G6-3		F7			K	F8		BB	4	0	0	0	1	1	2											
25 Gregory Polanco, L OBP: 0.393, SLG: 0.423	P4			P6		P4		K	F8	3	0	0	0	0	0	0											
48 Richard Rodriguez, R 3 Sean Rodriguez, R OBP: 0.278, SLG: 0.348										1	0	0	0	0	1	0											
6 Starling Marte, R OBP: 0.354, SLG: 0.431	K			F9		K		G6-3		4	0	0	0	0	2	0											
55 Josh Bell, S OBP: 0.307, SLG: 0.339		L7								3	1	2	0	1	0	0											
12 Corey Dickerson, L OBP: 0.354, SLG: 0.534	F7			G4-3						4	1	1	2	0	1	2											
29 Francisco Cervelli, R OBP: 0.394, SLG: 0.575						K		G6-3		2	0	1	0	0	1	0											
32 Elias Diaz, R OBP: 0.500, SLG: 0.636										2	0	0	0	0	1	0											
19 Colin Moran, L OBP: 0.378, SLG: 0.435	G1-3									3	1	2	0	1	0	1											
10 Jordy Mercer, R OBP: 0.296, SLG: 0.351			K			K				4	0	1	0	0	2	2											
39 Chad Kuhl, R OBP: 0.143, SLG: 0.143										2	0	0	0	0	2	1											
24 Tyler Glasnow, L 38 Max Moroff, S OBP: 0.316, SLG: 0.500						K		P6		0	0	0	0	0	0	0											
										2	1	1	2	0	0	2											
Inning Stats	R: 0 E: 0 K: 1 S: 8	H: 0 LOB: 0 BB: 0 P: 12	R: 0 E: 0 K: 0 S: 11	H: 1 LOB: 1 BB: 0 P: 16	R: 0 E: 0 K: 2 S: 9	H: 0 LOB: 0 BB: 0 P: 13	R: 0 E: 0 K: 0 S: 12	H: 1 LOB: 1 BB: 0 P: 19	R: 0 E: 0 K: 3 S: 13	H: 0 LOB: 1 BB: 1 P: 19	R: 0 E: 0 K: 2 S: 10	H: 0 LOB: 0 BB: 0 P: 12	R: 2 E: 0 K: 0 S: 18	H: 3 LOB: 2 BB: 1 P: 30	R: 0 E: 0 K: 2 S: 13	H: 1 LOB: 1 BB: 0 P: 18	R: 2 E: 0 K: 1 S: 12	H: 2 LOB: 1 BB: 1 P: 20	1B: 2 2B: 4 3B: 0 HR: 2	SF: 0 SAC: 0 DP: 0 HBP: 0	WP: 0 PB: 0 SB: 0 CS: 0	PA: 38					
PITCHER	IP	WLS	BF	H	R	ER	SO	BB	IBB	HBP	BLK	WP	HR	S	P	ERA	WHIP										
31 Max Scherzer, R ERA: 1.79	6.1	W	24	3	2	2	8	2	0	0	0	0	1	71	106	2.84	0.789										
51 Wander Suero, R ERA:	0.2		4	2	0	0	0	0	0	0	0	0	0	10	15	0.00	3.000										
36 Sammy Solis, L ERA: 4.76	1.0		4	1	0	0	2	0	0	0	0	0	0	13	18	0.00	1.000										
59 Carlos Torres, R ERA: 7.71	1.0		6	2	2	2	1	1	0	0	0	0	1	12	20	18.00	3.000										

Pittsburgh Pirates @ Washington Nationals
Nationals Park, Washington, DC
Tue May 01 2018, 7:05 PM - 10:03 PM EDT
Att: 23,534 - Clear - 83 F

AB 35
R 4
H 8
RBI 4
BB 3
SO 11
LOB 11



Batter	1	2	3	4	5	6	7	8	9	AB	R	H	RBI	BB	SO	LOB	BOTTOM										
34 Bryce Harper, L OBP: 0.459, SLG: 0.554	G3-1		F7					K		3	2	1	3	1	0	0											
45 Andrew Stevenson, L OBP: 0.389, SLG: 0.500										1	0	0	0	0	1	1											
7 Trea Turner, R OBP: 0.384, SLG: 0.387										3	1	1	3	1	0	0											
9 Rafael Bautista, R										1	0	0	0	0	0	1											
15 Matt Adams, L OBP: 0.397, SLG: 0.630	G4-3									4	3	3	3	0	0	1											
5 Adrián Sanchez, R OBP: 0.214, SLG: 0.286										1	0	0	0	0	0	1											
11 Ryan Zimmerman, R OBP: 0.245, SLG: 0.373										4	0	1	1	0	1	1											
12 Howie Kendrick, R OBP: 0.315, SLG: 0.495		L8								4	1	1	0	0	1	1											
3 Michael Taylor, R OBP: 0.283, SLG: 0.369										4	0	0	0	0	3	1											
36 Sammy Solis, R										0	0	0	0	0	0	0											
59 Carlos Torres, R										0	0	0	0	0	0	0											
32 Matt Wieters, S OBP: 0.333, SLG: 0.400	G6-3									4	0	0	0	0	0	1											
31 Max Scherzer, R OBP: 0.263, SLG: 0.263										3	2	1	1	0	0	0											
51 Wander Suero, R										0	0	0	0	0	0	0											
49 Moisés Sierra, R OBP: 0.229, SLG: 0.250										1	0	0	0	0	0	0											
1 Wilmer Difo, S OBP: 0.352, SLG: 0.333										2	3	2	1	2	0	0											
Inning Stats	R: 0 E: 0 K: 1 S: 9	H: 0 LOB: 1 BB: 1 P: 19	R: 0 E: 0 K: 0 S: 8	H: 0 LOB: 0 BB: 0 P: 11	R: 1 E: 1 K: 0 S: 13	H: 1 LOB: 0 BB: 0 P: 19	R: 1 E: 0 K: 2 S: 10	H: 1 LOB: 0 BB: 0 P: 15	R: 4 E: 1 K: 0 S: 14	H: 2 LOB: 0 BB: 1 P: 22	R: 6 E: 0 K: 1 S: 24	H: 5 LOB: 1 BB: 2 P: 42	R: 0 E: 0 K: 1 S: 9	H: 0 LOB: 0 BB: 0 P: 14	R: 0 E: 0 K: 1 S: 9	H: 1 LOB: 1 BB: 0 P: 10	1B: 5 2B: 1 3B: 0 HR: 4	SF: 0 SAC: 0 DP: 0 HBP: 0	WP: 1 PB: 0 SB: 1 CS: 1	PA: 40							
PITCHER	IP	WLS	BF	H	R	ER	SO	BB	IBB	HBP	BLK	WP	HR	S	P	ERA	WHIP										
39 Chad Kuhl, R ERA: 5.01	4.2	L	21	4	6	4	3	2	0	0	0	0	0	19	36	54.00	6.000										
24 Tyler Glasnow, R ERA: 7.71	1.0		9	4	6	6	1	2	0	0	0	0	0	24	33	0.00	0.857										
48 Richard Rodriguez, R ERA: 0.96	2.1		9	2	0	0	2	0	0	0	0	1	0	24	33	0.00	0.857										

Pittsburgh Pirates @ Washington Nationals
Nationals Park, Washington, DC
Tue May 01 2018, 7:05 PM - 10:03 PM EDT
Att: 23,534 - Clear - 83 F

AB 35
R 12
H 10
RBI 12
BB 4
SO 6
LOB 8



Batter	1	2	3	4	5	6	7	8	9	AB	R	H	RBI	BB	SO	LOB	TOP			
26 Adam Frazier, L (1,4) OBP: 0.287, SLG: 0.305	G4-3		G4-3					E4		4	0	1	0	0	0	2	Pittsburgh Pirates @ Washington Nationals Nationals Park, Washington, DC Thu May 03 2018, 1:05 PM - 3:47 PM EDT Att: 30,434 - Sunny - 87 F			
25 Gregory Polanco, L (1,9) OBP: 0.308, SLG: 0.438				P4		F9		FC4-6		4	0	1	1	0	0	3				
6 Starling Marte, R (1,8) OBP: 0.355, SLG: 0.423					P5			F9		4	0	0	0	0	1	3				
23 David Freese, R (1,3) OBP: 0.340, SLG: 0.435					G5-3					4	0	1	0	0	1	1				
12 Corey Dickerson, L (1,7) OBP: 0.355, SLG: 0.523						G4-3				4	0	1	0	0	0	1				
32 Elias Diaz, R (1,2) OBP: 0.450, SLG: 0.568						L1				4	0	0	0	0	0	2				
19 Colin Moran, L (1,5) 70 George Kontos, R (8,1)										2	1	0	0	0	0	0				
3 Sean Rodriguez, R (1,6) OBP: 0.263, SLG: 0.327										3	0	0	0	0	2	1				
34 Trevor Williams, R (1,1) OBP: 0.077, SLG: 0.077										2	0	0	0	0	1	0				
37 Edgar Santana, R (6,1) 45 Michael Feliz, R (7,1) 55 Josh Bell, S (8,PH) OBP: 0.311, SLG: 0.336										0	0	0	0	0	0	0				
Inning Stats	R: 0 H: 1 E: 0 K: 2 S: 12	H: 1 LOB: 1 BB: 0 P: 16	R: 0 H: 1 E: 0 K: 0 S: 5	H: 1 LOB: 0 BB: 0 P: 6	R: 0 H: 0 E: 0 K: 2 S: 9	H: 0 LOB: 0 BB: 0 P: 14	R: 0 H: 0 E: 0 K: 0 S: 6	H: 0 LOB: 0 BB: 0 P: 10	R: 0 H: 1 E: 0 K: 0 S: 7	H: 1 LOB: 1 BB: 0 P: 8	R: 0 H: 1 E: 0 K: 0 S: 10	H: 1 LOB: 1 BB: 0 P: 15	R: 1 H: 1 E: 0 K: 1 S: 14	H: 1 LOB: 2 BB: 0 P: 22	R: 0 H: 0 E: 0 K: 0 S: 7	H: 0 LOB: 0 BB: 0 P: 11	1B: 4 2B: 1 3B: 0 HR: 0	SF: 0 SAC: 0 DP: 1 HBP: 1	WP: 0 PB: 0 SB: 0 CS: 0	PA: 33
PITCHER	IP WLS BF H R ER SO BB IBB HBP BLK WP HR S P ERA WHIP																			
58 Jeremy Hellickson, R (1,1) ERA: 3.0	5.2	19	3	0	0	4	0	0	0	0	0	0	0	0	44	61	0.00	0.529		
36 Sammy Solis, L (6,1) ERA: 4.63	0.1	W	1	0	0	0	0	0	0	0	0	0	0	0	1	1	0.00	0.000		
21 Brandon Kintzler, R (7,1) ERA: 3.94	1.0	H	4	1	0	0	0	0	0	0	0	0	0	10	15	0.00	1.000			
44 Ryan Madson, R (8,1) ERA: 5.65	0.1	H	4	1	1	0	1	0	0	0	0	0	0	10	16	0.00	3.000			
62 Sean Doolittle, L (8,1) ERA: 1.84	1.2	S	5	0	0	0	0	0	0	0	0	0	0	11	17	0.00	0.000			

Batter	1	2	3	4	5	6	7	8	9	AB	R	H	RBI	BB	SO	LOB	BOTTOM			
34 Bryce Harper, L (1,9) OBP: 0.451, SLG: 0.574	G3		K					L9		4	0	0	0	0	1	4	Pittsburgh Pirates @ Washington Nationals Nationals Park, Washington, DC Thu May 03 2018, 1:05 PM - 3:47 PM EDT Att: 30,434 - Sunny - 87 F			
7 Trea Turner, R (1,6) OBP: 0.374, SLG: 0.398										4	1	1	2	0	0	3				
15 Matt Adams, L (1,7) OBP: 0.403, SLG: 0.639										4	0	0	0	0	0	1				
9 Rafael Bautista, R (9,7)										0	0	0	0	0	0	0				
11 Ryan Zimmerman, R (1,3) OBP: 0.248, SLG: 0.400										3	1	1	1	0	0	0				
12 Howie Kendrick, R (1,4) OBP: 0.319, SLG: 0.496										3	0	0	0	0	1	0				
3 Michael Taylor, R (1,8) OBP: 0.273, SLG: 0.351										3	0	0	0	0	1	0				
32 Matt Wieters, S (1,2) OBP: 0.333, SLG: 0.396										3	0	1	0	0	0	0				
58 Jeremy Hellickson, R (1,1) ERA: 2.63	5.2	L	22	4	3	3	3	0	0	0	0	0	0	0	0	0				
37 Edgar Santana, R (6,1) ERA: 4.39	0.1		1	0	0	0	0	0	0	0	0	1	3	0.00	0.000					
45 Michael Feliz, R (7,1) ERA: 3.46	1.0		3	0	0	0	1	0	0	0	0	7	14	0.00	0.000					
70 George Kontos, R (8,1) ERA: 3.21	1.0		4	0	0	0	0	1	0	0	0	10	21	0.00	1.000					
Inning Stats	R: 0 H: 0 E: 0 K: 0 S: 7	H: 0 LOB: 0 BB: 0 P: 12	R: 0 H: 0 E: 0 K: 1 S: 6	H: 0 LOB: 0 BB: 0 P: 11	R: 0 H: 1 E: 0 K: 1 S: 13	H: 1 LOB: 2 BB: 1 P: 22	R: 0 H: 0 E: 0 K: 1 S: 10	H: 0 LOB: 0 BB: 0 P: 17	R: 0 H: 3 E: 0 K: 0 S: 12	H: 3 LOB: 0 BB: 0 P: 19	R: 0 H: 0 E: 0 K: 1 S: 7	H: 0 LOB: 0 BB: 0 P: 14	R: 0 H: 0 E: 0 K: 0 S: 10	H: 0 LOB: 1 BB: 1 P: 21	R: 0 H: 0 E: 0 K: 0 S: 7	H: 0 LOB: 1 BB: 1 P: 21	1B: 2 2B: 0 3B: 0 HR: 2	SF: 0 SAC: 1 DP: 0 HBP: 0	WP: 0 PB: 0 SB: 0 CS: 0	PA: 30
PITCHER	IP WLS BF H R ER SO BB IBB HBP BLK WP HR S P ERA WHIP																			
34 Trevor Williams, R (1,1) ERA: 2.63	5.2	L	22	4	3	3	3	0	0	0	0	0	0	0	0	0				
37 Edgar Santana, R (6,1) ERA: 4.39	0.1		1	0	0	0	0	0	0	0	0	1	3	0.00	0.000					
45 Michael Feliz, R (7,1) ERA: 3.46	1.0		3	0	0	0	1	0	0	0	0	7	14	0.00	0.000					
70 George Kontos, R (8,1) ERA: 3.21	1.0		4	0	0	0	0	1	0	0	0	10	21	0.00	1.000					



Batter	1	2	3	4	5	6	7	8	9	AB	R	H	RBI	BB	SO	LOB	TOP			
3 Michael Taylor, R OBP: 0.261, SLG: 0.310	G5-3		K			G6-4-3 1B		F9		4	0	1	0	0	1	0	Washington Nationals @ San Diego Padres Petco Park, San Diego, CA Wed May 09 2018, 6:13 PM - 9:02 PM PDT Att: 18,804 - Clear - 67 F			
7 Trea Turner, R OBP: 0.376, SLG: 0.393	G1-3		G6-3			G6-4-3 BB		K		3	0	0	0	1	1	0				
6 Anthony Rendon, R OBP: 0.373, SLG: 0.459	1B				HR	G6-4-3		K		4	1	2	1	0	1	2				
11 Ryan Zimmerman, R OBP: 0.290, SLG: 0.409	1B				L9					3	0	2	0	1	0	0				
45 Andrew Stevenson, L OBP: 0.356, SLG: 0.407	1B					BB				0	0	0	0	0	0	0				
12 Howie Kendrick, R OBP: 0.324, SLG: 0.470	G1-3					F9		F9		4	0	1	0	0	0	5				
32 Matt Wieters, S OBP: 0.333, SLG: 0.375		K				2B		K		4	0	1	0	0	3	2				
49 Moisés Sierra, R OBP: 0.232, SLG: 0.220		K				L7		K		4	0	0	0	0	3	2				
1 Wilmer Difo, S OBP: 0.377, SLG: 0.392	G5-3					1B				3	0	1	0	0	1	1				
47 Gio González, R OBP: 0.056, SLG: 0.056			K							2	0	0	0	0	2	1				
15 Matt Adams, L OBP: 0.421, SLG: 0.734										1	0	0	0	0	0	1				
26 Trevor Gott, R OBP: 0.377, SLG: 0.488										0	0	0	0	0	0	0				
36 Sammy Solis, R OBP: 0.377, SLG: 0.488										0	0	0	0	0	0	0				
27 Shawn Kelley, R OBP: 0.377, SLG: 0.488										0	0	0	0	0	0	0				
Inning Stats	R: 0 H: 2 E: 0 K: 0 S: 13	H: 2 LOB: 2 BB: 0 P: 20	R: 0 H: 0 E: 0 K: 2 S: 8	H: 0 LOB: 3 BB: 0 P: 11	R: 0 H: 0 E: 0 K: 2 S: 8	H: 0 LOB: 0 BB: 0 P: 9	R: 1 H: 2 E: 0 K: 1 S: 8	H: 2 LOB: 0 BB: 0 P: 12	R: 0 H: 1 E: 0 K: 0 S: 12	H: 1 LOB: 2 BB: 0 P: 21	R: 0 H: 0 E: 0 K: 2 S: 10	H: 0 LOB: 0 BB: 0 P: 12	R: 0 H: 1 E: 0 K: 2 S: 10	H: 1 LOB: 1 BB: 0 P: 15	1B: 6 2B: 1 3B: 0 HR: 1	SF: 0 SAC: 0 DP: 1 HBP: 0	WP: 1 PB: 0 SB: 0 CS: 2	PA: 34		
PITCHER	IP: 5.0 WLS: 2 BF: 20 ERA: 2.98	IP: 2.0 WLS: 7 BF: 7 ERA: 2.25	IP: 1.0 WLS: 3 BF: 1 ERA: 0.79	IP: 1.0 WLS: 4 BF: 1 ERA: 2.55	IP: 5.0 WLS: 6 BF: 1 ERA: 1.80	IP: 2.0 WLS: 1 BF: 0 ERA: 0.00	IP: 1.0 WLS: 3 BF: 0 ERA: 0.00	IP: 1.0 WLS: 3 BF: 0 ERA: 0.00	IP: 1.0 WLS: 3 BF: 0 ERA: 0.00	IP: 1.0 WLS: 3 BF: 0 ERA: 0.00	IP: 1.0 WLS: 3 BF: 0 ERA: 0.00	IP: 1.0 WLS: 3 BF: 0 ERA: 0.00	IP: 1.0 WLS: 3 BF: 0 ERA: 0.00	IP: 1.0 WLS: 3 BF: 0 ERA: 0.00	IP: 1.0 WLS: 3 BF: 0 ERA: 0.00	IP: 1.0 WLS: 3 BF: 0 ERA: 0.00	IP: 1.0 WLS: 3 BF: 0 ERA: 0.00	IP: 1.0 WLS: 3 BF: 0 ERA: 0.00	IP: 1.0 WLS: 3 BF: 0 ERA: 0.00	IP: 1.0 WLS: 3 BF: 0 ERA: 0.00
37 Joey Lucchesi, L ERA: 2.98	34 Craig Stammen, R ERA: 2.25	39 Kirby Yates, R ERA: 0.79	52 Brad Hand, L ERA: 2.55	37 Joey Lucchesi, L ERA: 2.98	34 Craig Stammen, R ERA: 2.25	39 Kirby Yates, R ERA: 0.79	52 Brad Hand, L ERA: 2.55	37 Joey Lucchesi, L ERA: 2.98	34 Craig Stammen, R ERA: 2.25	39 Kirby Yates, R ERA: 0.79	52 Brad Hand, L ERA: 2.55	37 Joey Lucchesi, L ERA: 2.98	34 Craig Stammen, R ERA: 2.25	39 Kirby Yates, R ERA: 0.79	52 Brad Hand, L ERA: 2.55	37 Joey Lucchesi, L ERA: 2.98	34 Craig Stammen, R ERA: 2.25	39 Kirby Yates, R ERA: 0.79	52 Brad Hand, L ERA: 2.55	
Batter	1	2	3	4	5	6	7	8	9	AB	R	H	RBI	BB	SO	LOB	BOTTOM			
23 Matt Szczur, R OBP: 0.318, SLG: 0.375	G3		K			F8				3	0	1	1	1	1	3	Washington Nationals @ San Diego Padres Petco Park, San Diego, CA Wed May 09 2018, 6:13 PM - 9:02 PM PDT Att: 18,804 - Clear - 67 F			
30 Eric Hosmer, L OBP: 0.377, SLG: 0.488	G3		G1			P6				3	0	0	0	1	0	4				
22 Christian Villanueva, R OBP: 0.325, SLG: 0.542	K		K			G6-3				4	0	0	0	0	2	3				
2 José Pirela, R OBP: 0.325, SLG: 0.336	BB		K							2	0	1	0	2	1	0				
52 Brad Hand, L	BB		K							0	0	0	0	0	0	0				
33 Franchoy Cordero, L OBP: 0.333, SLG: 0.489	G1-3		K							4	0	0	0	0	2	4				
13 Freddy Galvis, S OBP: 0.303, SLG: 0.279	K		K			F7				4	0	1	0	0	1	1				
17 A.J. Ellis, R OBP: 0.372, SLG: 0.333	1B					2B				4	1	2	0	0	0	3				
7 Manuel Margot, R OBP: 0.252, SLG: 0.323	1B					2B				4	1	3	1	0	0	2				
37 Joey Lucchesi, L	1B					2B				1	0	0	0	1	1	1				
34 Craig Stammen, R	1B					2B				0	0	0	0	0	0	0				
12 Chase Headley, S OBP: 0.259, SLG: 0.152	1B					2B				1	0	0	0	0	0	1				
39 Kirby Yates, L	BB					2B				0	0	0	0	0	0	0				
20 Carlos Asuaje, L OBP: 0.283, SLG: 0.291	BB					2B				0	0	0	0	0	0	0				
Inning Stats	R: 0 H: 0 E: 1 K: 1 S: 9	H: 2 LOB: 2 BB: 1 P: 25	R: 0 H: 0 E: 0 K: 3 S: 9	H: 0 LOB: 0 BB: 0 P: 15	R: 1 H: 2 E: 0 K: 1 S: 10	H: 2 LOB: 0 BB: 0 P: 16	R: 0 H: 0 E: 0 K: 0 S: 6	H: 0 LOB: 0 BB: 0 P: 12	R: 0 H: 1 E: 0 K: 1 S: 9	H: 1 LOB: 1 BB: 0 P: 13	R: 1 H: 2 E: 0 K: 0 S: 7	H: 2 LOB: 1 BB: 1 P: 8	R: 0 H: 1 E: 0 K: 0 S: 10	H: 1 LOB: 2 BB: 1 P: 18	1B: 5 2B: 3 3B: 0 HR: 0	SF: 0 SAC: 0 DP: 1 HBP: 0	WP: 0 PB: 0 SB: 3 CS: 1	PA: 35		
PITCHER	IP: 6.0 WLS: 5 BF: 25 ERA: 2.22	IP: 1.0 WLS: 5 BF: 2 ERA: 5.69	IP: 0.2 WLS: 4 BF: 1 ERA: 4.5	IP: 0.1 WLS: 1 BF: 0 ERA: 4.26	IP: 6.0 WLS: 6 BF: 1 ERA: 1.50	IP: 2.0 WLS: 1 BF: 0 ERA: 9.00	IP: 1.0 WLS: 3 BF: 0 ERA: 0.00	IP: 1.0 WLS: 3 BF: 0 ERA: 0.00	IP: 1.0 WLS: 3 BF: 0 ERA: 0.00	IP: 1.0 WLS: 3 BF: 0 ERA: 0.00	IP: 1.0 WLS: 3 BF: 0 ERA: 0.00	IP: 1.0 WLS: 3 BF: 0 ERA: 0.00	IP: 1.0 WLS: 3 BF: 0 ERA: 0.00	IP: 1.0 WLS: 3 BF: 0 ERA: 0.00	IP: 1.0 WLS: 3 BF: 0 ERA: 0.00	IP: 1.0 WLS: 3 BF: 0 ERA: 0.00	IP: 1.0 WLS: 3 BF: 0 ERA: 0.00	IP: 1.0 WLS: 3 BF: 0 ERA: 0.00	IP: 1.0 WLS: 3 BF: 0 ERA: 0.00	IP: 1.0 WLS: 3 BF: 0 ERA: 0.00
47 Gio González, L ERA: 2.22	26 Trevor Gott, R ERA: 5.69	36 Sammy Solis, L ERA: 4.5	27 Shawn Kelley, R ERA: 4.26	47 Gio González, L ERA: 2.22	26 Trevor Gott, R ERA: 5.69	36 Sammy Solis, L ERA: 4.5	27 Shawn Kelley, R ERA: 4.26	47 Gio González, L ERA: 2.22	26 Trevor Gott, R ERA: 5.69	36 Sammy Solis, L ERA: 4.5	27 Shawn Kelley, R ERA: 4.26	47 Gio González, L ERA: 2.22	26 Trevor Gott, R ERA: 5.69	36 Sammy Solis, L ERA: 4.5	27 Shawn Kelley, R ERA: 4.26	47 Gio González, L ERA: 2.22	26 Trevor Gott, R ERA: 5.69	36 Sammy Solis, L ERA: 4.5	27 Shawn Kelley, R ERA: 4.26	

Batter	1	2	3	4	5	6	7	8	9	AB	R	H	RBI	BB	SO	LOB	TOP				
7 Trea Turner, R OBP: 0.386, SLG: 0.425										3	2	1	1	2	0	0	Washington Nationals @ Arizona Diamondbacks Chase Field, Phoenix, AZ Sun May 13 2018, 5:08 PM - 8:16 PM MST Att: 31,906 - Roof Closed - 75 F				
34 Bryce Harper, L OBP: 0.400, SLG: 0.543										5	1	1	1	0	2	2					
12 Howie Kendrick, R OBP: 0.329, SLG: 0.469										4	1	2	1	0	0	0					
15 Matt Adams, L 62 Sean Doolittle, L										4	0	1	0	0	1	2					
14 Mark Reynolds, R OBP: 0.750, SLG: 2.250										4	2	3	3	0	0	1					
3 Michael Taylor, R OBP: 0.253, SLG: 0.310										4	0	0	0	0	2	2					
29 Pedro Severino, R OBP: 0.364, SLG: 0.338										4	0	1	0	0	0	0					
58 Jeremy Hellickson, R 49 Moisés Sierra, R 26 Sammy Solis, R 26 Trevor Gott, R 21 Brandon Kintzler, R 44 Ryan Madson, L 45 Andrew Stevenson, L OBP: 0.302, SLG: 0.316										2	0	0	0	0	1	1					
1 Wilmer Difo, S OBP: 0.352, SLG: 0.362										4	0	0	0	0	0	1					
Inning Stats	R: 1 E: 0 K: 0 S: 11	H: 2 LOB: 2 BB: 1 P: 19	R: 0 E: 0 K: 0 S: 12	H: 0 LOB: 0 BB: 0 P: 17	R: 1 E: 0 K: 0 S: 7	H: 2 LOB: 1 BB: 0 P: 12	R: 0 E: 0 K: 2 S: 10	H: 1 LOB: 1 BB: 0 P: 14	R: 1 E: 0 K: 2 S: 12	H: 1 LOB: 0 BB: 0 P: 20	R: 0 E: 0 K: 1 S: 8	H: 0 LOB: 0 BB: 0 P: 12	R: 2 E: 0 K: 0 S: 12	H: 2 LOB: 0 BB: 0 P: 16	R: 0 E: 0 K: 1 S: 10	H: 0 LOB: 1 BB: 1 P: 19		1B: 3 2B: 2 3B: 0 HR: 4	SF: 0 SAC: 0 DP: 0 HBP: 0	WP: 2 PB: 0 SB: 1 CS: 0	PA: 38
PITCHER	IP WLS BF H R ER SO BB IBB HBP BLK WP HR S P ERA WHIP	6.1 27 7 4 4 6 1 0 0 0 0 2 3 64 103 5.68 1.263	0.2 2 0 0 0 1 0 0 0 0 0 0 1 12 16 18.00 2.000	1.0 L 5 2 2 2 0 0 0 0 0 0 10 19 0.00 1.000	1.0 4 0 0 0 1 1 0 0 0 0 0 10 19 0.00 1.000																


Batter	1	2	3	4	5	6	7	8	9	AB	R	H	RBI	BB	SO	LOB	BOTTOM			
6 David Peralta, L OBP: 0.381, SLG: 0.519										5	0	1	1	0	2	2	Washington Nationals @ Arizona Diamondbacks Chase Field, Phoenix, AZ Sun May 13 2018, 5:08 PM - 8:16 PM MST Att: 31,906 - Roof Closed - 75 F			
3 Daniel Descalso, L OBP: 0.358, SLG: 0.510										3	0	1	1	1	2	1				
44 Paul Goldschmidt, R OBP: 0.339, SLG: 0.378										4	0	0	0	0	2	3				
11 AJ Pollock, R OBP: 0.358, SLG: 0.637										4	0	2	0	0	0	0				
28 Steven Souza Jr., R OBP: 0.212, SLG: 0.103										4	0	0	0	0	1	4				
16 Chris Owings, R OBP: 0.271, SLG: 0.330										4	1	1	0	0	1	2				
5 Alex Avila, L OBP: 0.250, SLG: 0.217										3	0	0	0	0	3	1				
13 Nick Ahmed, R OBP: 0.290, SLG: 0.421										1	0	1	0	0	0	0				
4 Ketel Marte, S OBP: 0.287, SLG: 0.324										4	2	2	0	0	0	1				
52 Zack Godley, R 29 Jorge De La Rosa, L 1 Jarrod Dyson, L 25 Archie Bradley, R 54 Jimmie Sherry, R 36 John Ryan Murphy, R OBP: 0.275, SLG: 0.469										1	0	0	0	0	1	0				
Inning Stats	R: 0 E: 0 K: 1 S: 8	H: 0 LOB: 0 BB: 0 P: 9	R: 0 E: 0 K: 0 S: 5	H: 0 LOB: 0 BB: 0 P: 6	R: 1 E: 0 K: 1 S: 10	H: 2 LOB: 1 BB: 0 P: 13	R: 0 E: 0 K: 2 S: 12	H: 1 LOB: 2 BB: 1 P: 21	R: 0 E: 0 K: 2 S: 11	H: 1 LOB: 2 BB: 0 P: 14	R: 3 E: 1 K: 3 S: 21	H: 4 LOB: 1 BB: 0 P: 31	R: 0 E: 0 K: 1 S: 9	H: 0 LOB: 0 BB: 0 P: 10	R: 0 E: 0 K: 1 S: 12	H: 1 LOB: 1 BB: 0 P: 16	1B: 6 2B: 2 3B: 1 HR: 0	SF: 0 SAC: 1 DP: 0 HBP: 0	WP: 0 PB: 0 SB: 1 CS: 0	PA: 37
PITCHER	IP WLS BF H R ER SO BB IBB HBP BLK WP HR S P ERA WHIP	5.0 19 3 1 1 5 1 0 0 0 0 0 0 4 5 0.00 0.000	0.1 H 2 0 0 0 1 0 0 0 0 0 0 7 9 0.00 1.500	0.2 H 3 1 0 0 1 0 0 0 0 0 0 17 26 40.50 6.000	1.1 W 4 0 0 0 2 0 0 0 0 0 0 13 15 0.00 0.000															



Batter	1	2	3	4	5	6	7	8	9	AB	R	H	RBI	BB	SO	LOB	TOP										
31 Aaron Hicks, S OBP: 0.316, SLG: 0.361	G6-3	K		G6-3		SH1-3		G6-3		4	0	0	0	0	1	5											
99 Aaron Judge, R OBP: 0.435, SLG: 0.589	K		BB	BB	BB	K		K		3	0	0	0	2	3	1											
27 Giancarlo Stanton, R OBP: 0.341, SLG: 0.599	BB		G4-6-3		BB			K		4	1	1	0	1	2	1											
24 Gary Sánchez, R OBP: 0.318, SLG: 0.511	BB		F9		BB			F8		4	0	2	0	1	0	0											
18 Didi Gregorius, L OBP: 0.341, SLG: 0.533	G4-3		E8		FC3-2			L7-6		4	1	0	0	0	0	6											
26 Tyler Austin, R OBP: 0.304, SLG: 0.530		1B			SF8			B1-3		2	1	2	3	0	0	0											
14 Neil Walker, S OBP: 0.298, SLG: 0.255			HR							1	0	0	0	0	0	0											
41 Miguel Andujar, R OBP: 0.295, SLG: 0.459		2B			G6-3			G5-3		4	0	1	0	0	1	2											
19 Masahiro Tanaka, R 11 Brett Gardner, L 57 Chad Green, L 45 Chasen Shreve, L 33 Greg Bird, L 43 Adam Warren, R		K		G1-3		F7		2B		2	0	0	0	0	0	1											
25 Gleyber Torres, R OBP: 0.380, SLG: 0.500		K								3	0	2	0	0	1	2											
Inning Stats	R: 0 E: 0 K: 1 S: 9	H: 1 LOB: 2 BB: 1 P: 18	R: 0 E: 0 K: 3 S: 11	H: 2 LOB: 2 BB: 0 P: 18	R: 0 E: 0 K: 0 S: 7	H: 0 LOB: 0 BB: 1 P: 13	R: 2 E: 1 K: 1 S: 19	H: 2 LOB: 1 BB: 2 P: 28	R: 1 E: 0 K: 0 S: 19	H: 1 LOB: 2 BB: 2 P: 34	R: 0 E: 0 K: 1 S: 9	H: 1 LOB: 0 BB: 0 P: 11	R: 0 E: 0 K: 0 S: 8	H: 2 LOB: 2 BB: 0 P: 12	R: 0 E: 0 K: 2 S: 8	H: 0 LOB: 0 BB: 0 P: 14	1B: 4 2B: 5 3B: 0 HR: 1	SF: 1 SAC: 1 DP: 2 HBP: 1	WP: 1 PB: 0 CS: 0 SB: 0	PA: 40							
PITCHER	IP	WLS	BF	H	R	ER	SO	BB	IBB	HBP	BLK	WP	HR	S	P	ERA	WHIP										
47 Gio González, L ERA: 2.36	5.0		25	6	3	2	5	4	0	0	0	1	1	65	111	3.60	2.000										
51 Wander Suero, R ERA:	1.1	W	6	1	0	0	2	0	0	1	0	0	0	13	19	0.00	0.750										
36 Sammy Solis, L ERA: 3.86	0.2	H	1	0	0	0	0	0	0	0	0	0	0	3	5	0.00	0.000										
44 Ryan Madson, R ERA: 3.98	1.0	H	5	2	0	0	0	0	0	0	0	0	0	8	12	0.00	2.000										
62 Sean Doolittle, L ERA: 1.37	1.0	S	3	0	0	0	2	0	0	0	0	0	0	8	14	0.00	0.000										

New York Yankees @ Washington Nationals
 Nationals Park, Washington, DC
 Tue May 15 2018, 7:06 PM - 6:07 PM EDT
 Att: 41,567 - Cloudy - 85 F


AB	33
R	3
H	9
RBI	3
BB	4
SO	9
LOB	19



Batter	1	2	3	4	5	6	7	8	9	AB	R	H	RBI	BB	SO	LOB	BOTTOM										
7 Trea Turner, R OBP: 0.383, SLG: 0.427	G6-3	F7			G5-3					4	0	1	0	0	0	1											
34 Bryce Harper, L OBP: 0.397, SLG: 0.531	G5-3		G4-3			K				3	0	0	0	1	1	0											
6 Anthony Rendon, R OBP: 0.366, SLG: 0.483	HR		F9			2B		PO		4	2	2	1	0	1	0											
Matt Adams, L OBP: 0.383, SLG: 0.629	G4-3		G4-3			HR				2	0	0	0	0	0	0											
22 Juan Soto, L OBP: 0.500, SLG: 2.000	G4-3		G4-3			HR		K		2	1	1	2	0	1	0											
Howie Kendrick, R OBP: 0.331, SLG: 0.477			G5-3			K		G6-3		2	1	1	0	0	0	0											
8 Brian Gooden, L OBP: 0.364, SLG: 0.346		2B								2	0	0	0	0	1	0											
14 Mark Reynolds, R OBP: 0.571, SLG: 1.429		K			F9					3	0	1	0	0	1	1											
45 Andrew Stevenson, L OBP: 0.371, SLG: 0.325					L7					2	1	1	1	0	0	0											
1 Wilmer Difo, S OBP: 0.350, SLG: 0.358		2B						F9		1	0	0	0	0	0	1											
29 Pedro Severino, R OBP: 0.382, SLG: 0.351					L7			G6-3		3	0	1	1	0	0	0											
47 Gio González, R ERA: 4.73	5.0		19	4	3	3	2	0	0	0	0	0	0	0	1	1											
57 Chad Green, R ERA: 3.13	1.0	L	6	3	2	2	2	0	0	0	0	0	1	22	32	18.00	3.000										
45 Chasen Shreve, L ERA: 3.31	1.0		4	1	0	0	1	1	0	0	0	0	0	10	16	0.00	2.000										
43 Adam Warren, R ERA: 2.89	1.0		3	0	0	0	2	0	0	0	0	0	0	10	16	0.00	0.000										
Inning Stats	R: 1 E: 0 K: 0 S: 7	H: 1 LOB: 0 BB: 0 P: 10	R: 2 E: 0 K: 2 S: 19	H: 3 LOB: 1 BB: 0 P: 27	R: 0 E: 0 K: 0 S: 6	H: 0 LOB: 0 BB: 0 P: 11	R: 0 E: 0 K: 0 S: 8	H: 0 LOB: 0 BB: 0 P: 13	R: 0 E: 0 K: 0 S: 9	H: 0 LOB: 0 BB: 0 P: 11	R: 2 E: 0 K: 2 S: 22	H: 3 LOB: 1 BB: 0 P: 32	R: 0 E: 0 K: 1 S: 10	H: 1 LOB: 1 BB: 1 P: 16	R: 0 E: 0 K: 2 S: 10	H: 0 LOB: 0 BB: 0 P: 16	1B: 3 2B: 3 3B: 0 HR: 2	SF: 0 SAC: 0 DP: 0 HBP: 0	WP: 0 PB: 1 CS: 0 SB: 0	PA: 33							
PITCHER	IP	WLS	BF	H	R	ER	SO	BB	IBB	HBP	BLK	WP	HR	S	P	ERA	WHIP										

New York Yankees @ Washington Nationals
 Nationals Park, Washington, DC
 Tue May 15 2018, 7:06 PM - 6:07 PM EDT
 Att: 41,567 - Cloudy - 85 F

AB	31
R	5
H	8
RBI	5
BB	1
SO	7
LOB	4



Batter	1	2	3	4	5	6	7	8	9	AB	R	H	RBI	BB	SO	LOB	TOP										
31 Joc Pederson, L (1.7) OBP: 0.344, SLG: 0.375										5	1	2	0	0	1	2	Los Angeles Dodgers @ Washington Nationals Nationals Park, Washington, DC Sat May 19 2018, 2:09 PM - 5:05 PM EDT Att: 26,740 - Drizzlie - 65 F										
35 Cody Bellinger, L (1.8) OBP: 0.324, SLG: 0.458										4	0	0	1	0	3	2											
10 Justin Turner, R (1.5) OBP: 0.471, SLG: 0.563										3	1	1	0	0	0	1											
9 Yasmani Grandal, S (1.2) OBP: 0.386, SLG: 0.516										2	1	1	1	1	0	0											
27 Matt Kemp, R (1.9) OBP: 0.345, SLG: 0.489										4	0	0	0	0	0	4											
46 Josh Fields, R (8.1)										0	0	0	0	0	0	0											
74 Kenley Jansen, S (9.1)										0	0	0	0	0	0	0											
13 Max Muncy, L (1.3) OBP: 0.329, SLG: 0.460										3	0	1	2	0	2	0											
3 Chris Taylor, R (1.6) OBP: 0.315, SLG: 0.412										3	0	0	0	1	2	1											
11 Logan Forsythe, R (1.4) OBP: 0.210, SLG: 0.271										4	1	2	0	0	0	2											
68 Ross Stripling, R (1.1)										2	0	0	0	0	1	2											
26 Chase Utley, L (7,PH) OBP: 0.336, SLG: 0.367										1	0	0	0	0	0	0											
47 JT Chargois, S (7.1)										0	0	0	0	0	0	0											
66 Yasiel Puig, R (8.9) OBP: 0.280, SLG: 0.336										1	0	0	0	0	0	0											
Inning Stats	R: 1 H: 1 E: 0 K: 1 S: 13	H: 1 LOB: 1 BB: 0 P: 21	R: 0 H: 1 E: 1 K: 1 S: 10	H: 1 LOB: 2 BB: 0 P: 16	R: 0 H: 0 E: 0 K: 1 S: 9	H: 0 LOB: 0 BB: 0 P: 14	R: 0 H: 0 E: 0 K: 2 S: 11	H: 0 LOB: 0 BB: 0 P: 18	R: 1 H: 2 E: 0 K: 1 S: 10	H: 2 LOB: 1 BB: 0 P: 16	R: 1 H: 2 E: 0 K: 0 S: 12	H: 2 LOB: 1 BB: 0 P: 19	R: 0 H: 0 E: 0 K: 2 S: 9	H: 0 LOB: 0 BB: 0 P: 13	R: 1 H: 1 E: 0 K: 1 S: 8	H: 1 LOB: 0 BB: 1 P: 14	R: 0 H: 0 E: 0 K: 0 S: 7	H: 0 LOB: 0 BB: 0 P: 9	1B: 4 2B: 2 3B: 1 HR: 0	SF: 2 SAC: 0 DP: 1 HBP: 1	WP: 0 PB: 0 SB: 0 CS: 0	PA: 37					
PITCHER	IP	WLS	BF	H	R	ER	SO	BB	IBB	HBP	BLK	WP	HR	S	P	ERA	WHIP										
57 Tanner Roark, R (1.1) ERA: 3.39	7.0	L	29	6	3	3	8	1	0	1	0	0	0	74	117	3.86	1.000										
26 Trevor Gott, R (8.1) ERA: 5.65	1.0		5	1	1	1	1	1	0	0	0	0	0	8	14	9.00	2.000										
59 Carlos Torres, R (9.1) ERA: 7.27	1.0		3	0	0	0	0	0	0	0	0	0	0	7	9	0.00	0.000										

Batter	1	2	3	4	5	6	7	8	9	AB	R	H	RBI	BB	SO	LOB	BOTTOM										
7 Trea Turner, R (1.6) OBP: 0.376, SLG: 0.417										4	0	0	0	0	2	3	Los Angeles Dodgers @ Washington Nationals Nationals Park, Washington, DC Sat May 19 2018, 2:09 PM - 5:05 PM EDT Att: 26,740 - Drizzlie - 65 F										
34 Bryce Harper, L (1.9) OBP: 0.394, SLG: 0.524										4	0	1	1	0	2	0											
6 Anthony Rendon, R (1.5) OBP: 0.352, SLG: 0.462										4	0	0	0	0	2	2											
15 Matt Adams, L (1.3) OBP: 0.370, SLG: 0.604										4	0	0	0	0	1	0											
Howie Kendrick, R (1.7) OBP: 0.331, SLG: 0.474										3	0	1	0	0	0	0											
45 Andrew Stevenson, L (8.7) OBP: 0.304, SLG: 0.317										1	0	0	0	0	0	0											
3 Michael Taylor, R (1.8) OBP: 0.255, SLG: 0.311										3	0	1	0	0	0	0											
1 Wilmer Difo, S (1.4) OBP: 0.357, SLG: 0.367										3	1	2	0	0	0	1											
64 Spencer Kieboom, R (1.2) OBP: 0.333, SLG: 0.333										3	0	1	0	0	0	2											
57 Tanner Roark, R (1.1) OBP: 0.158, SLG: 0.111										2	0	0	0	0	2	3											
26 Trevor Gott, R (8.1) ERA: 4.5										0	0	0	0	0	0	0											
14 Mark Reynolds, R (8,PH) OBP: 0.500, SLG: 1.250										1	0	0	0	0	1	0											
59 Carlos Torres, R (9.1) ERA: 3.38										0	0	0	0	0	0	0											
Inning Stats	R: 0 H: 0 E: 0 K: 3 S: 10	H: 0 LOB: 0 BB: 0 P: 15	R: 0 H: 0 E: 0 K: 0 S: 8	H: 0 LOB: 0 BB: 0 P: 11	R: 1 H: 3 E: 0 K: 1 S: 17	H: 3 LOB: 2 BB: 0 P: 27	R: 0 H: 0 E: 0 K: 0 S: 12	H: 0 LOB: 0 BB: 0 P: 16	R: 0 H: 1 E: 0 K: 2 S: 10	H: 1 LOB: 1 BB: 0 P: 13	R: 0 H: 0 E: 0 K: 3 S: 9	H: 0 LOB: 0 BB: 0 P: 14	R: 0 H: 2 E: 0 K: 0 S: 9	H: 2 LOB: 1 BB: 0 P: 15	R: 0 H: 0 E: 0 K: 1 S: 11	H: 0 LOB: 0 BB: 0 P: 14	R: 0 H: 0 E: 0 K: 0 S: 10	H: 0 LOB: 0 BB: 0 P: 15	1B: 6 2B: 0 3B: 0 HR: 0	SF: 0 SAC: 0 DP: 0 HBP: 0	WP: 0 PB: 0 SB: 1 CS: 0	PA: 32					
PITCHER	IP	WLS	BF	H	R	ER	SO	BB	IBB	HBP	BLK	WP	HR	S	P	ERA	WHIP										
68 Ross Stripling, R (1.1) ERA: 2.08	6.0	W	22	4	1	1	9	0	0	0	0	0	0	66	96	1.50	0.667										
47 JT Chargois, R (7.1) ERA: 4.5	1.0	H	4	2	0	0	0	0	0	0	0	0	0	9	15	0.00	2.000										
46 Josh Fields, R (8.1) ERA: 2.21	1.0	H	3	0	0	0	1	0	0	0	0	0	0	11	14	0.00	0.000										
74 Kenley Jansen, R (9.1) ERA: 3.38	1.0	S	3	0	0	0	0	0	0	0	0	0	0	10	15	0.00	0.000										

Batter	1	2	3	4	5	6	7	8	9	AB	R	H	RBI	BB	SO	LOB	TOP
31 Joc Pederson, L OBP: 0.349, SLG: 0.383										3	1	1	0	1	1	1	Los Angeles Dodgers @ Washington Nationals Nationals Park, Washington, DC Sat May 19 2018, 8:06 PM - 11:32 PM EDT Att: 32,378 - Cloudy - 69 F
27 Matt Kemp, R OBP: 0.350, SLG: 0.500										1	0	1	2	0	0	0	
13 Max Muncy, L OBP: 0.351, SLG: 0.515										3	1	2	2	1	0	1	
14 Enrique Hernández, R OBP: 0.282, SLG: 0.398										1	0	0	0	0	1	1	
9 Yasmani Grandal, S OBP: 0.373, SLG: 0.496										5	0	0	0	0	3	4	
35 Cody Bellinger, L OBP: 0.321, SLG: 0.468										5	1	1	1	0	1	4	
3 Chris Taylor, R OBP: 0.314, SLG: 0.419										4	0	1	0	0	2	1	
26 Chase Utley, L OBP: 0.328, SLG: 0.356										3	0	0	0	0	2	0	
54 Tony Cingrani, L										0	0	0	0	0	0	0	
41 Daniel Hudson, R										4	0	1	0	0	2	3	
10 Justin Turner, R OBP: 0.500, SLG: 0.563										0	0	0	0	0	0	0	
66 Yasiel Puig, R OBP: 0.279, SLG: 0.342										4	0	1	0	0	2	3	
62 Erik Goeddel, R										0	0	0	0	0	0	0	
74 Kenley Jansen, S										0	0	0	0	0	0	0	
15 Austin Barnes, R OBP: 0.409, SLG: 0.310										4	1	2	0	0	2	1	
44 Rich Hill, L										0	0	0	0	0	0	0	
75 Scott Alexander, L										1	0	0	0	0	1	0	
52 Pedro Báez, R										1	0	0	0	0	0	2	
63 Yimi García, R										0	0	0	0	0	0	0	
11 Logan Forsythe, R OBP: 0.234, SLG: 0.283										1	1	1	0	1	0	0	
Inning Stats	R: 1 H: 2 E: 0 K: 3 S: 14	H: 2 LOB: 1 BB: 0 P: 22	R: 0 H: 0 E: 0 K: 2 S: 16	H: 0 LOB: 0 BB: 0 P: 18	R: 0 H: 0 E: 0 K: 1 S: 12	H: 0 LOB: 2 BB: 2 P: 20	R: 0 H: 1 E: 0 K: 2 S: 14	H: 1 LOB: 0 BB: 0 P: 16	R: 0 H: 0 E: 0 K: 3 S: 14	H: 0 LOB: 1 BB: 1 P: 13	R: 1 H: 2 E: 0 K: 0 S: 8	H: 2 LOB: 1 BB: 1 P: 16	R: 2 H: 3 E: 0 K: 2 S: 15	H: 3 LOB: 1 BB: 0 P: 24	1B: 4 2B: 3 3B: 1 HR: 2	SF: 0 SAC: 0 DP: 2 HBP: 0	WP: 0 PA: 40 PB: 1 SB: 1 CS: 0
PITCHER	IP WLS BF H R ER SO BB IBB HBP BLK WP HR S P ERA WHIP																
31 Max Scherzer, R ERA: 1.78	7.0 29 5 2 2 13 3 0 0 0 0 1 89 121 2.57 1.143																
36 Sammy Solis, L ERA: 4.32	0.1 H 2 1 1 1 0 0 0 0 0 0 1 5 10 27.00 3.000																
21 Brandon Kintzler, R ERA: 4.5	0.2 H 3 1 0 0 0 0 0 1 0 0 0 0 3 6 0.00 1.500																
62 Sean Doolittle, L ERA: 2.18	1.0 L 6 3 2 2 2 2 0 0 0 0 0 0 0 15 24 18.00 3.000																

Batter	1	2	3	4	5	6	7	8	9	AB	R	H	RBI	BB	SO	LOB	BOTTOM				
7 Trea Turner, R OBP: 0.371, SLG: 0.416										5	1	1	0	0	3	1	Los Angeles Dodgers @ Washington Nationals Nationals Park, Washington, DC Sat May 19 2018, 8:06 PM - 11:32 PM EDT Att: 32,378 - Cloudy - 69 F				
1 Wilmer Difo, S OBP: 0.354, SLG: 0.357										3	0	0	0	1	1	1					
34 Bryce Harper, L OBP: 0.391, SLG: 0.513										3	1	0	0	0	1	1					
6 Anthony Rendon, R OBP: 0.349, SLG: 0.448										3	0	0	0	1	0	3					
14 Mark Reynolds, R OBP: 0.500, SLG: 1.091										3	1	1	1	1	0	2					
3 Michael Taylor, R OBP: 0.255, SLG: 0.305										3	1	0	0	1	2	3					
29 Pedro Severino, R ERA: 6.2										2	0	0	0	0	1	0					
15 Matt Adams, L OBP: 0.375, SLG: 0.608										1	0	1	2	0	0	0					
64 Spencer Kieboom, R OBP: 0.250, SLG: 0.250										1	0	0	0	0	0	1					
31 Max Scherzer, R OBP: 0.333, SLG: 0.346										2	0	1	1	0	0	0					
36 Sammy Solis, R										0	0	0	0	0	0	0					
21 Brandon Kintzler, R										0	0	0	0	0	0	0					
62 Sean Doolittle, L										0	0	0	0	0	0	0					
5 Adrián Sánchez, R OBP: 0.200, SLG: 0.267										1	0	0	0	0	0	0					
45 Andrew Stevenson, L OBP: 0.280, SLG: 0.289										4	0	0	0	0	0	3					
Inning Stats	R: 0 H: 0 E: 0 K: 3 S: 9	H: 0 LOB: 0 BB: 0 P: 11	R: 0 H: 0 E: 0 K: 1 S: 4	H: 0 LOB: 0 BB: 1 P: 12	R: 0 H: 0 E: 0 K: 1 S: 12	H: 0 LOB: 1 BB: 0 P: 21	R: 0 H: 0 E: 1 K: 0 S: 10	H: 0 LOB: 2 BB: 1 P: 18	R: 0 H: 0 E: 0 K: 1 S: 8	H: 0 LOB: 0 BB: 0 P: 10	R: 4 H: 4 E: 0 K: 0 S: 14	H: 4 LOB: 2 BB: 1 P: 23	R: 0 H: 0 E: 0 K: 0 S: 7	H: 0 LOB: 0 BB: 0 P: 9	R: 0 H: 0 E: 0 K: 1 S: 10	H: 0 LOB: 1 BB: 1 P: 16	R: 0 H: 0 E: 0 K: 1 S: 13	H: 0 LOB: 0 BB: 0 P: 19	1B: 2 2B: 2 3B: 0 HR: 0	SF: 0 SAC: 0 DP: 1 HBP: 2	WP: 0 PA: 37 PB: 0 SB: 0 CS: 0
PITCHER	IP WLS BF H R ER SO BB IBB HBP BLK WP HR S P ERA WHIP																				
41 Daniel Hudson, R ERA: 6.08	(6.1) 6 2 3 3 3 0 0 0 0 0 0 14 19 20.25 1.500																				
62 Erik Goeddel, R ERA: 1.09	(8.1) 1.0 W 4 0 0 0 1 1 0 0 0 0 0 0 10 16 0.00 1.000																				
74 Kenley Jansen, R ERA: 3.2	(9.1) 1.0 S 3 0 0 0 0 1 0 0 0 0 0 0 0 13 19 0.00 0.000																				

Batter	1	2	3	4	5	6	7	8	9	AB	R	H	RBI	BB	SO	LOB	TOP								
13 Max Muncy, L OBP: 0.354, SLG: 0.493										3	0	0	0	2	1	1	Los Angeles Dodgers @ Washington Nationals Nationals Park, Washington, DC Sun May 20 2018, 1:39 PM - 4:45 PM EDT Att: 40,201 - Partly Cloudy - 86 F								
35 Cody Bellinger, L OBP: 0.313, SLG: 0.455										5	0	0	1	0	2	3									
10 Justin Turner, R OBP: 0.391, SLG: 0.429										5	0	0	0	0	1	1									
9 Yasmani Grandal, S OBP: 0.370, SLG: 0.511										4	1	1	1	0	2	0									
27 Matt Kemp, R OBP: 0.361, SLG: 0.511										3	1	2	0	1	0	0									
62 Erik Goeddel, R										0	0	0	0	0	0	0									
46 Josh Fields, R										0	0	0	0	0	0	0									
66 Yasiel Puig, R OBP: 0.278, SLG: 0.364										4	1	1	2	0	0	2									
11 Logan Forsythe, R OBP: 0.250, SLG: 0.302										3	1	1	0	1	1	0									
14 Enrique Hernández, R OBP: 0.298, SLG: 0.429										2	2	1	2	2	1	1									
57 Alex Wood, R										3	0	0	0	0	1	1									
54 Tony Cingrani, L										0	0	0	0	0	0	0									
31 Joc Pederson, L OBP: 0.354, SLG: 0.398										1	1	1	1	0	0	0									
Inning Stats	R: 0 E: 0 K: 1 S: 10	H: 0 LOB: 0 BB: 0 P: 13	R: 1 E: 0 K: 1 S: 17	H: 3 LOB: 1 BB: 0 P: 24	R: 0 E: 0 K: 0 S: 8	H: 0 LOB: 1 BB: 1 P: 17	R: 0 E: 0 K: 1 S: 6	H: 0 LOB: 0 BB: 0 P: 9	R: 2 E: 0 K: 2 S: 11	H: 1 LOB: 0 BB: 1 P: 19	R: 0 E: 0 K: 1 S: 9	H: 1 LOB: 1 BB: 0 P: 13	R: 0 E: 0 K: 2 S: 16	H: 0 LOB: 2 BB: 2 P: 26	R: 2 E: 0 K: 0 S: 12	H: 1 LOB: 0 BB: 1 P: 17	R: 2 E: 0 K: 1 S: 12	H: 1 LOB: 0 BB: 1 P: 20	1B: 1 2B: 3 3B: 0 HR: 3	SF: 0 SAC: 0 DP: 1 HBP: 0	WP: 0 PB: 0 SB: 1 CS: 0	PA: 39			
PITCHER	IP WLS BF H R ER SO BB IBB HBP BLK WP HR S P ERA WHIP	IP WLS BF H R ER SO BB IBB HBP BLK WP HR S P ERA WHIP	IP WLS BF H R ER SO BB IBB HBP BLK WP HR S P ERA WHIP	IP WLS BF H R ER SO BB IBB HBP BLK WP HR S P ERA WHIP	IP WLS BF H R ER SO BB IBB HBP BLK WP HR S P ERA WHIP	IP WLS BF H R ER SO BB IBB HBP BLK WP HR S P ERA WHIP	IP WLS BF H R ER SO BB IBB HBP BLK WP HR S P ERA WHIP	IP WLS BF H R ER SO BB IBB HBP BLK WP HR S P ERA WHIP	IP WLS BF H R ER SO BB IBB HBP BLK WP HR S P ERA WHIP	IP WLS BF H R ER SO BB IBB HBP BLK WP HR S P ERA WHIP	IP WLS BF H R ER SO BB IBB HBP BLK WP HR S P ERA WHIP	IP WLS BF H R ER SO BB IBB HBP BLK WP HR S P ERA WHIP	IP WLS BF H R ER SO BB IBB HBP BLK WP HR S P ERA WHIP	IP WLS BF H R ER SO BB IBB HBP BLK WP HR S P ERA WHIP	IP WLS BF H R ER SO BB IBB HBP BLK WP HR S P ERA WHIP	IP WLS BF H R ER SO BB IBB HBP BLK WP HR S P ERA WHIP	IP WLS BF H R ER SO BB IBB HBP BLK WP HR S P ERA WHIP	IP WLS BF H R ER SO BB IBB HBP BLK WP HR S P ERA WHIP	IP WLS BF H R ER SO BB IBB HBP BLK WP HR S P ERA WHIP	IP WLS BF H R ER SO BB IBB HBP BLK WP HR S P ERA WHIP	IP WLS BF H R ER SO BB IBB HBP BLK WP HR S P ERA WHIP	IP WLS BF H R ER SO BB IBB HBP BLK WP HR S P ERA WHIP	IP WLS BF H R ER SO BB IBB HBP BLK WP HR S P ERA WHIP	IP WLS BF H R ER SO BB IBB HBP BLK WP HR S P ERA WHIP	IP WLS BF H R ER SO BB IBB HBP BLK WP HR S P ERA WHIP

Batter	1	2	3	4	5	6	7	8	9	AB	R	H	RBI	BB	SO	LOB	BOTTOM								
7 Trea Turner, R OBP: 0.374, SLG: 0.435										4	1	2	2	0	0	0	Los Angeles Dodgers @ Washington Nationals Nationals Park, Washington, DC Sun May 20 2018, 1:39 PM - 4:45 PM EDT Att: 40,201 - Partly Cloudy - 86 F								
34 Bryce Harper, L OBP: 0.388, SLG: 0.503										3	0	0	0	1	2	0									
6 Anthony Rendon, R OBP: 0.345, SLG: 0.434										3	0	0	0	1	0	2									
14 Mark Reynolds, R OBP: 0.500, SLG: 0.929										3	0	1	0	1	0	1									
15 Matt Adams, L OBP: 0.363, SLG: 0.585										4	0	0	0	0	2	2									
3 Michael Taylor, R OBP: 0.248, SLG: 0.297										4	0	0	0	0	2	2									
29 Pedro Severino, R OBP: 0.358, SLG: 0.325										4	0	0	0	0	2	1									
37 Stephen Strasburg, R ERA: 3.32										2	0	0	0	0	1	0									
36 Sammy Solis, L ERA: 4.24										0	0	0	0	0	0	0									
51 Wander Suero, R ERA: 2.7										0	0	0	0	0	0	0									
5 Adrián Sánchez, R ERA: 1.333										0	0	0	0	0	0	0									
22 Juan Sotho, R ERA: 1.333										0	0	0	0	0	0	0									
27 Shawn Kelley, R ERA: 5.63										0	0	0	0	0	0	0									
1 Wilmer Difo, S OBP: 0.353, SLG: 0.357										3	1	1	0	0	0	0									
Inning Stats	R: 0 E: 0 K: 1 S: 12	H: 0 LOB: 0 BB: 0 P: 20	R: 0 E: 0 K: 0 S: 5	H: 0 LOB: 0 BB: 0 P: 7	R: 2 E: 0 K: 2 S: 13	H: 2 LOB: 0 BB: 0 P: 18	R: 0 E: 0 K: 1 S: 12	H: 1 LOB: 1 BB: 0 P: 18	R: 0 E: 0 K: 0 S: 6	H: 0 LOB: 0 BB: 0 P: 8	R: 0 E: 0 K: 0 S: 5	H: 0 LOB: 1 BB: 1 P: 11	R: 0 E: 0 K: 3 S: 11	H: 0 LOB: 0 BB: 0 P: 19	R: 0 E: 0 K: 1 S: 13	H: 1 LOB: 2 BB: 1 P: 22	R: 0 E: 0 K: 2 S: 12	H: 0 LOB: 1 BB: 1 P: 20	1B: 3 2B: 0 3B: 0 HR: 1	SF: 0 SAC: 0 DP: 0 HBP: 0	WP: 0 PB: 0 SB: 0 CS: 0	PA: 34			
PITCHER	IP WLS BF H R ER SO BB IBB HBP BLK WP HR S P ERA WHIP	IP WLS BF H R ER SO BB IBB HBP BLK WP HR S P ERA WHIP	IP WLS BF H R ER SO BB IBB HBP BLK WP HR S P ERA WHIP	IP WLS BF H R ER SO BB IBB HBP BLK WP HR S P ERA WHIP	IP WLS BF H R ER SO BB IBB HBP BLK WP HR S P ERA WHIP	IP WLS BF H R ER SO BB IBB HBP BLK WP HR S P ERA WHIP	IP WLS BF H R ER SO BB IBB HBP BLK WP HR S P ERA WHIP	IP WLS BF H R ER SO BB IBB HBP BLK WP HR S P ERA WHIP	IP WLS BF H R ER SO BB IBB HBP BLK WP HR S P ERA WHIP	IP WLS BF H R ER SO BB IBB HBP BLK WP HR S P ERA WHIP	IP WLS BF H R ER SO BB IBB HBP BLK WP HR S P ERA WHIP	IP WLS BF H R ER SO BB IBB HBP BLK WP HR S P ERA WHIP	IP WLS BF H R ER SO BB IBB HBP BLK WP HR S P ERA WHIP	IP WLS BF H R ER SO BB IBB HBP BLK WP HR S P ERA WHIP	IP WLS BF H R ER SO BB IBB HBP BLK WP HR S P ERA WHIP	IP WLS BF H R ER SO BB IBB HBP BLK WP HR S P ERA WHIP	IP WLS BF H R ER SO BB IBB HBP BLK WP HR S P ERA WHIP	IP WLS BF H R ER SO BB IBB HBP BLK WP HR S P ERA WHIP	IP WLS BF H R ER SO BB IBB HBP BLK WP HR S P ERA WHIP	IP WLS BF H R ER SO BB IBB HBP BLK WP HR S P ERA WHIP	IP WLS BF H R ER SO BB IBB HBP BLK WP HR S P ERA WHIP	IP WLS BF H R ER SO BB IBB HBP BLK WP HR S P ERA WHIP	IP WLS BF H R ER SO BB IBB HBP BLK WP HR S P ERA WHIP	IP WLS BF H R ER SO BB IBB HBP BLK WP HR S P ERA WHIP	IP WLS BF H R ER SO BB IBB HBP BLK WP HR S P ERA WHIP



Batter	1	2	3	4	5	6	7	8	9	AB	R	H	RBI	BB	SO	LOB	TOP					
23 Matt Szczur, R OBP: 0.291, SLG: 0.340 50 Bryan Mitchell, L OBP: 0.394, SLG: 0.477 16 Travis Jankowski, L OBP: 0.432, SLG: 0.462	F7		L5		B1-3			K		3	0	0	0	0	0	0						
30 Eric Hosmer, L OBP: 0.290, SLG: 0.477 53 Kazuhisa Makita, R	K		G4-3			K				4	0	1	0	0	2	0						
22 Christian Villanueva, R OBP: 0.320, SLG: 0.556	G1-3				G5-3					3	0	0	0	1	1	1						
2 José Pirela, R OBP: 0.322, SLG: 0.340		K			32 HR BB					3	1	1	0	1	1	1						
32 Franmil Reyes, R OBP: 0.190, SLG: 0.300		17 BB BB			1-H HR					3	1	1	2	1	1	2						
13 Freddy Galvis, S OBP: 0.295, SLG: 0.303	F7		F8		F8					4	0	0	0	0	0	2						
17 A.J. Ellis, R OBP: 0.400, SLG: 0.380			G5-3		G5-3					4	0	1	0	0	1	1						
7 Manuel Margot, R OBP: 0.234, SLG: 0.288			G6-3		G6-3					3	0	0	0	0	1	2						
41 Robbie Erlin, R OBP: 0.333, SLG: 0.333 15 Cory Spangenberg, L OBP: 0.257, SLG: 0.351			L8		P6			F7		1	0	0	0	0	0	0						
										2	0	0	0	0	0	0						
Inning Stats	R: 0 E: 0 K: 1 S: 7	H: 0 LOB: 0 BB: 0 P: 10	R: 0 E: 0 K: 1 S: 11	H: 1 LOB: 2 BB: 1 P: 20	R: 0 E: 0 K: 0 S: 8	H: 0 LOB: 0 BB: 0 P: 11	R: 2 E: 0 K: 0 S: 8	H: 1 LOB: 0 BB: 1 P: 18	R: 0 E: 0 K: 0 S: 10	H: 0 LOB: 0 BB: 0 P: 13	R: 0 E: 0 K: 1 S: 15	H: 0 LOB: 1 BB: 1 P: 25	R: 0 E: 0 K: 2 S: 9	H: 0 LOB: 0 BB: 0 P: 14	R: 0 E: 0 K: 2 S: 10	H: 1 LOB: 1 BB: 0 P: 16	R: 0 E: 0 K: 1 S: 13	H: 1 LOB: 1 BB: 0 P: 17	1B: 3 2B: 0 3B: 0 HR: 1	SF: 0 SAC: 0 DP: 0 HBP: 0	WP: 0 PB: 1 SB: 0 CS: 0	PA: 34
PITCHER	IP	WLS	BF	H	R	ER	SO	BB	IBB	HBP	BLK	WP	HR	S	P	ERA	WHIP					
47 Gio González, L ERA: 2.38 55 Tim Collins, L ERA: 6.52 59 Carlos Torres, R ERA: 6.52	7.0	W	26	2	2	2	5	3	0	0	0	0	1	68	111	2.57	0.714					
	1.0		4	1	0	0	2	0	0	0	0	0	0	10	16	0.00	1.000					
	1.0		4	1	0	0	1	0	0	0	0	0	0	13	17	0.00	1.000					

San Diego Padres @ Washington Nationals
 Nationals Park, Washington, DC
 Mon May 21 2018, 7:06 PM - 9:32 PM EDT
 Att: 27,890 - Cloudy - 78 F

AB	31
R	2
H	4
RBI	2
BB	3
SO	8
LOB	9



Batter	1	2	3	4	5	6	7	8	9	AB	R	H	RBI	BB	SO	LOB	BOTTOM					
7 Trea Turner, R OBP: 0.374, SLG: 0.445	G6-3		G5-3		G5-3			K		5	1	2	2	0	1	0						
34 Bryce Harper, L OBP: 0.393, SLG: 0.529	F7							L9		4	1	2	2	1	0	0						
6 Anthony Rendon, R OBP: 0.347, SLG: 0.427	P3		F9		G4-3					4	0	1	0	1	0	3						
14 Mark Reynolds, R OBP: 0.524, SLG: 1.158					G4-3			F8		5	3	3	2	0	2	2						
29 Pedro Severino, R OBP: 0.354, SLG: 0.333			G6-3		G1-3					4	1	1	0	0	0	0						
22 Juan Soto, L OBP: 0.429, SLG: 1.286			G6-3					L9		4	2	2	3	0	0	0						
1 Wilmer Difo, S OBP: 0.358, SLG: 0.361					L9					4	1	2	0	0	1	1						
3 Michael Taylor, R OBP: 0.254, SLG: 0.314			K		G6-3					4	1	2	1	0	1	1						
47 Gio González, R ERA: 4.8 45 Andrew Stevenson, L ERA: 6.64 55 Tim Collins, L ERA: 6.64 59 Carlos Torres, R ERA: 7.5			SH2-3					B3		2	0	0	0	0	1	1						
										1	0	0	0	0	2	0						
										0	0	0	0	0	0	0						
										0	0	0	0	0	0	0						
Inning Stats	R: 0 E: 0 K: 0 S: 5	H: 6 LOB: 1 BB: 0 P: 11	R: 5 E: 0 K: 1 S: 19	H: 6 LOB: 0 BB: 0 P: 25	R: 1 E: 0 K: 0 S: 9	H: 1 LOB: 0 BB: 0 P: 10	R: 0 E: 0 K: 1 S: 5	H: 0 LOB: 0 BB: 0 P: 10	R: 1 E: 0 K: 0 S: 12	H: 1 LOB: 0 BB: 1 P: 23	R: 2 E: 0 K: 1 S: 16	H: 3 LOB: 2 BB: 1 P: 22	R: 1 E: 1 K: 0 S: 10	H: 3 LOB: 2 BB: 0 P: 17	R: 0 E: 0 K: 1 S: 17	H: 1 LOB: 1 BB: 0 P: 27	1B: 6 2B: 4 3B: 1 HR: 4	SF: 0 SAC: 1 DP: 1 HBP: 0	WP: 0 PB: 0 SB: 0 CS: 0	PA: 40		
PITCHER	IP	WLS	BF	H	R	ER	SO	BB	IBB	HBP	BLK	WP	HR	S	P	ERA	WHIP					
41 Robbie Erlin, L ERA: 4.8 50 Bryan Mitchell, R ERA: 6.64 53 Kazuhisa Makita, R ERA: 7.5	4.0	L	19	7	6	6	2	2	0	0	0	0	2	38	62	12.00	3.000					
	3.0		17	7	4	4	1	2	0	0	0	0	2	38	62	12.00	3.000					
	1.0		4	1	0	0	1	0	0	0	0	0	0	17	27	0.00	1.000					

San Diego Padres @ Washington Nationals
 Nationals Park, Washington, DC
 Mon May 21 2018, 7:06 PM - 9:32 PM EDT
 Att: 27,890 - Cloudy - 78 F

AB	37
R	10
H	15
RBI	10
BB	2
SO	4
LOB	10



Batter	1	2	3	4	5	6	7	8	9	AB	R	H	RBI	BB	SO	LOB	TOP										
16 Travis Jankowski, L (1.8) OBP: 0.423, SLG: 0.449	G4-3		G3-1		K			30 CS 1B		4	0	1	0	0	1	0	San Diego Padres @ Washington Nationals Nationals Park, Washington, DC Tue May 22 2018, 7:17 PM - 10:03 PM EDT Att: 25,700 - Cloudy - 72 F										
30 Eric Hosmer, L (1.3) OBP: 0.361, SLG: 0.469	2B BB		G6-3		K			G3		3	0	0	0	1	1												
2 José Pirela, R (1.4) OBP: 0.325, SLG: 0.349	1B		L6		32 1B 2B			K		4	0	2	0	0	1												
33 Franchy Cordero, L (1.7) OBP: 0.319, SLG: 0.466	K			HR	K			K2-3		4	1	1	1	0	3												
32 Franmil Reyes, R (1.9) OBP: 0.240, SLG: 0.333 55 Matt Strahm, R (9.1)	K			15 G6-3 1B				K		4	0	2	0	0	2												
15 Cory Spangenberg, L (1.5) OBP: 0.259, SLG: 0.347		G5-3		G6-3				G6-3		3	0	0	0	0	1												
13 Freddy Galvis, S (1.6) OBP: 0.291, SLG: 0.298		L1		L9				F9		3	0	0	0	0	0												
0 Raffy Lopez, L (1.2) OBP: 0.271, SLG: 0.333					G4-3			K		3	0	1	0	0	1												
46 Eric Lauer, R (1.1) OBP: 0.222, SLG: 0.333 34 Craig Stammen, R (7.1)								P3		2	0	0	0	0	1												
22 Christian Villanueva, R (8. PH) OBP: 0.318, SLG: 0.551 39 Kirby Yates, L (8.1) 23 Matt Szczur, R (9.9) OBP: 0.291, SLG: 0.340		G4-3			K					0	0	0	0	0	0												
Inning Stats	R: 0 E: 0 K: 2 S: 14	H: 1 LOB: 2 BB: 1 P: 28	R: 0 E: 0 K: 0 S: 6	H: 1 LOB: 1 BB: 0 P: 8	R: 0 E: 0 K: 0 S: 5	H: 0 LOB: 0 BB: 0 P: 7	R: 1 E: 0 K: 0 S: 6	H: 2 LOB: 0 BB: 0 P: 9	R: 0 E: 0 K: 2 S: 9	H: 0 LOB: 0 BB: 0 P: 12	R: 0 E: 0 K: 2 S: 11	H: 2 LOB: 2 BB: 0 P: 20	R: 0 E: 0 K: 1 S: 7	H: 0 LOB: 0 BB: 0 P: 12	R: 0 E: 0 K: 0 S: 8	H: 1 LOB: 0 BB: 0 P: 10	R: 0 E: 0 K: 3 S: 9	H: 0 LOB: 0 BB: 0 P: 13	1B: 5 2B: 1 3B: 0 HR: 1	SF: 0 SAC: 0 DP: 1 HBP: 0	WP: 0 PB: 0 SB: 0 CS: 1	PA: 32					
PITCHER	IP	WLS	BF	H	R	ER	SO	BB	IBB	HBP	BLK	WP	HR	S	P	ERA	WHIP										
58 Jeremy Hellickson, R (1.1) ERA: 2.13	5.1		21	5	1	1	5	1	0	0	0	0	1	46	74	1.69	1.125										
51 Wander Suero, R (6.1) ERA: 2.16	1.2		5	1	0	0	2	0	0	0	0	0	0	12	22	0.00	0.600										
21 Brandon Kintzler, R (8.1) ERA: 4.3	1.0		3	1	0	0	0	0	0	0	0	0	0	8	10	0.00	1.000										
62 Sean Doolittle, L (9.1) ERA: 2.08	1.0	W	3	0	0	0	3	0	0	0	0	0	0	9	13	0.00	0.000										

Batter	1	2	3	4	5	6	7	8	9	AB	R	H	RBI	BB	SO	LOB	BOTTOM										
7 Trea Turner, R (1.6) OBP: 0.372, SLG: 0.441	F7		34 1B		L9			L8		4	0	1	0	0	0		San Diego Padres @ Washington Nationals Nationals Park, Washington, DC Tue May 22 2018, 7:17 PM - 10:03 PM EDT Att: 25,700 - Cloudy - 72 F										
34 Bryce Harper, L (1.9) OBP: 0.395, SLG: 0.547	E7		1B		HR			G2-3		4	1	2	1	0	0												
6 Anthony Rendon, R (1.5) OBP: 0.344, SLG: 0.421	K		1B		P3			1B		4	0	1	0	0	2												
14 Mark Reynolds, R (1.3) OBP: 0.520, SLG: 1.043	G5-3			22 BB 1B				K		4	0	2	0	0	1												
29 Pedro Severino, R (1.2) OBP: 0.340, SLG: 0.318				F7				G5-4-3		4	0	0	0	0	1												
22 Juan Soto, L (1.7) OBP: 0.636, SLG: 1.250										1	1	1	0	3	0												
1 Wilmer Difo, S (1.4) OBP: 0.348, SLG: 0.350										4	0	0	0	0	2												
3 Michael Taylor, R (1.8) OBP: 0.254, SLG: 0.319										4	0	1	1	0	2												
58 Jeremy Hellickson, R (1.1) OBP: 0.071, SLG: 0.143 51 Wander Suero, R (6.1)										2	0	0	0	0	0												
15 Matt Adams, L (7. PH) OBP: 0.360, SLG: 0.579 21 Brandon Kintzler, R (8.1) 62 Sean Doolittle, L (9.1)										1	0	0	0	0	1												
Inning Stats	R: 0 E: 1 K: 1 S: 14	H: 0 LOB: 1 BB: 0 P: 19	R: 0 E: 0 K: 1 S: 11	H: 0 LOB: 0 BB: 1 P: 19	R: 0 E: 0 K: 2 S: 13	H: 2 LOB: 2 BB: 0 P: 18	R: 0 E: 0 K: 2 S: 10	H: 1 LOB: 2 BB: 1 P: 17	R: 1 E: 0 K: 0 S: 9	H: 1 LOB: 0 BB: 0 P: 11	R: 0 E: 0 K: 1 S: 10	H: 2 LOB: 1 BB: 0 P: 15	R: 0 E: 0 K: 1 S: 8	H: 0 LOB: 0 BB: 0 P: 9	R: 0 E: 0 K: 1 S: 11	H: 1 LOB: 1 BB: 0 P: 16	R: 1 E: 0 K: 0 S: 9	H: 1 LOB: 1 BB: 1 P: 17	1B: 6 2B: 1 3B: 0 HR: 1	SF: 0 SAC: 0 DP: 1 HBP: 0	WP: 0 PB: 0 SB: 0 CS: 0	PA: 35					
PITCHER	IP	WLS	BF	H	R	ER	SO	BB	IBB	HBP	BLK	WP	HR	S	P	ERA	WHIP										
46 Eric Lauer, L (1.1) ERA: 6.67	6.0		25	6	1	1	7	2	0	0	0	0	0	8	9	1.50	1.333										
34 Craig Stammen, R (7.1) ERA: 1.0	1.0		3	0	0	0	1	0	0	0	0	0	0	8	9	0.00	0.000										
39 Kirby Yates, R (8.1) ERA: 1.06	1.0		4	1	0	0	1	0	0	0	0	0	0	11	16	0.00	1.000										
55 Matt Strahm, L (9.1) ERA: 4.91	0.1	L	3	1	1	1	0	1	0	0	0	0	0	9	17	27.00	6.000										



Batter	1	2	3	4	5	6	7	8	9	AB	R	H	RBI	BB	SO	LOB	TOP		
16 Travis Jankowski, L OBP: 0.415, SLG: 0.438	G6-3		K			G6-3		30 CS 1B		4	0	1	0	0	1	1	San Diego Padres @ Washington Nationals Nationals Park, Washington, DC Wed May 23 2018, 4:07 PM - 7:05 PM EDT Att: 31,076 - Partly Cloudy - 81 F		
30 Eric Hosmer, L OBP: 0.394, SLG: 0.469	33 CS 1B			K		22 2B		G4-3		4	1	2	0	0	1	1			
2 José Pirela, R OBP: 0.319, SLG: 0.342 52 Brad Hand, L	F9		L8			G1-3		L9		4	0	0	0	0	0	2			
33 Franchy Cordero, L OBP: 0.318, SLG: 0.455	CS		K			L4		22 2B		3	1	0	0	1	1	0			
22 Christian Villanueva, R OBP: 0.316, SLG: 0.550		P3				F8		F9		4	0	1	2	0	0	0			
13 Freddy Galvis, S OBP: 0.295, SLG: 0.313			K			7 1B		G6-3		4	1	2	0	0	1	1			
0 Raffy Lopez, L OBP: 0.289, SLG: 0.311			K			L9		F7		3	0	0	0	1	1	1			
7 Manuel Margot, R OBP: 0.241, SLG: 0.294			16 1B			2H 1B		K		4	0	2	1	0	2	2			
38 Tyson Ross, R OBP: 0.150, SLG: 0.105 34 Craig Stammen, R 15 Cory Spangenberg, L			K			L9		K		3	0	0	0	0	2	2			
Inning Stats	R: 0 E: 0 K: 0 S: 8	H: 1 LOB: 0 BB: 0 P: 16	R: 0 E: 0 K: 2 S: 9	H: 0 LOB: 0 BB: 0 P: 13	R: 0 E: 0 K: 3 S: 13	H: 1 LOB: 1 BB: 0 P: 18	R: 0 E: 0 K: 1 S: 10	H: 0 LOB: 0 BB: 0 P: 18	R: 1 E: 0 K: 0 S: 11	H: 2 LOB: 1 BB: 0 P: 17	R: 2 E: 0 K: 0 S: 10	H: 2 LOB: 0 BB: 0 P: 17	R: 0 E: 0 K: 2 S: 10	H: 0 LOB: 0 BB: 0 P: 15	R: 0 E: 0 K: 1 S: 11	H: 1 LOB: 2 BB: 1 P: 20		1B: 5 2B: 3 3B: 0 HR: 0	SF: 0 SAC: 0 DP: 0 HBP: 0
PITCHER	IP WLS BF H R ER SO BB IBB HBP BLK WP HR S P ERA WHIP	IP WLS BF H R ER SO BB IBB HBP BLK WP HR S P ERA WHIP	IP WLS BF H R ER SO BB IBB HBP BLK WP HR S P ERA WHIP	IP WLS BF H R ER SO BB IBB HBP BLK WP HR S P ERA WHIP	IP WLS BF H R ER SO BB IBB HBP BLK WP HR S P ERA WHIP	IP WLS BF H R ER SO BB IBB HBP BLK WP HR S P ERA WHIP	IP WLS BF H R ER SO BB IBB HBP BLK WP HR S P ERA WHIP	IP WLS BF H R ER SO BB IBB HBP BLK WP HR S P ERA WHIP	IP WLS BF H R ER SO BB IBB HBP BLK WP HR S P ERA WHIP	IP WLS BF H R ER SO BB IBB HBP BLK WP HR S P ERA WHIP	IP WLS BF H R ER SO BB IBB HBP BLK WP HR S P ERA WHIP	IP WLS BF H R ER SO BB IBB HBP BLK WP HR S P ERA WHIP	IP WLS BF H R ER SO BB IBB HBP BLK WP HR S P ERA WHIP	IP WLS BF H R ER SO BB IBB HBP BLK WP HR S P ERA WHIP	IP WLS BF H R ER SO BB IBB HBP BLK WP HR S P ERA WHIP	IP WLS BF H R ER SO BB IBB HBP BLK WP HR S P ERA WHIP	IP WLS BF H R ER SO BB IBB HBP BLK WP HR S P ERA WHIP	IP WLS BF H R ER SO BB IBB HBP BLK WP HR S P ERA WHIP	IP WLS BF H R ER SO BB IBB HBP BLK WP HR S P ERA WHIP

AB	33
R	3
H	8
RBI	3
BB	2
SO	9
LOB	10



Batter	1	2	3	4	5	6	7	8	9	AB	R	H	RBI	BB	SO	LOB	BOTTOM		
7 Trea Turner, R OBP: 0.370, SLG: 0.437	K		1B			G5-3		K		4	0	1	0	0	2	0	San Diego Padres @ Washington Nationals Nationals Park, Washington, DC Wed May 23 2018, 4:07 PM - 7:05 PM EDT Att: 31,076 - Partly Cloudy - 81 F		
22 Juan Soto, L OBP: 0.497, SLG: 0.833	F7		K			K		G1-3		4	0	0	0	0	2	2			
34 Bryce Harper, L OBP: 0.388, SLG: 0.533	K		K			G3-1		K		4	0	0	0	0	3	2			
6 Anthony Rendon, R OBP: 0.341, SLG: 0.423		G4-3				F8		F8		4	0	1	0	0	0	0			
15 Matt Adams, L OBP: 0.375, SLG: 0.618 14 Mark Reynolds, R								14 1B		3	1	3	1	0	0	0			
3 Michael Taylor, R OBP: 0.248, SLG: 0.311		1B				1B		64 G5-4-3		1	0	1	0	0	0	0			
64 Spencer Kieboom, R OBP: 0.125, SLG: 0.125								K		4	0	0	0	0	2	4			
23 Erick Fedde, R 55 Tim Collins, L 26 Trevor Gott, R 45 Andrew Stevenson, L 36 Sammy Solis, R 27 Shawn Kelley, R								7 1B		1	0	0	0	1	1	0			
1 Wilmer Difo, S OBP: 0.340, SLG: 0.341								BB		3	0	0	0	0	1	2			
Inning Stats	R: 0 E: 0 K: 2 S: 8	H: 0 LOB: 0 BB: 0 P: 12	R: 0 E: 0 K: 1 S: 15	H: 1 LOB: 1 BB: 0 P: 20	R: 0 E: 0 K: 2 S: 13	H: 1 LOB: 2 BB: 1 P: 23	R: 0 E: 0 K: 1 S: 11	H: 1 LOB: 0 BB: 0 P: 18	R: 0 E: 0 K: 1 S: 10	H: 0 LOB: 0 BB: 0 P: 13	R: 1 E: 0 K: 0 S: 11	H: 2 LOB: 1 BB: 0 P: 15	R: 0 E: 0 K: 2 S: 9	H: 0 LOB: 0 BB: 0 P: 15	R: 0 E: 0 K: 1 S: 10	H: 2 LOB: 1 BB: 0 P: 14		1B: 5 2B: 1 3B: 0 HR: 1	SF: 0 SAC: 0 DP: 1 HBP: 0
PITCHER	IP WLS BF H R ER SO BB IBB HBP BLK WP HR S P ERA WHIP	IP WLS BF H R ER SO BB IBB HBP BLK WP HR S P ERA WHIP	IP WLS BF H R ER SO BB IBB HBP BLK WP HR S P ERA WHIP	IP WLS BF H R ER SO BB IBB HBP BLK WP HR S P ERA WHIP	IP WLS BF H R ER SO BB IBB HBP BLK WP HR S P ERA WHIP	IP WLS BF H R ER SO BB IBB HBP BLK WP HR S P ERA WHIP	IP WLS BF H R ER SO BB IBB HBP BLK WP HR S P ERA WHIP	IP WLS BF H R ER SO BB IBB HBP BLK WP HR S P ERA WHIP	IP WLS BF H R ER SO BB IBB HBP BLK WP HR S P ERA WHIP	IP WLS BF H R ER SO BB IBB HBP BLK WP HR S P ERA WHIP	IP WLS BF H R ER SO BB IBB HBP BLK WP HR S P ERA WHIP	IP WLS BF H R ER SO BB IBB HBP BLK WP HR S P ERA WHIP	IP WLS BF H R ER SO BB IBB HBP BLK WP HR S P ERA WHIP	IP WLS BF H R ER SO BB IBB HBP BLK WP HR S P ERA WHIP	IP WLS BF H R ER SO BB IBB HBP BLK WP HR S P ERA WHIP	IP WLS BF H R ER SO BB IBB HBP BLK WP HR S P ERA WHIP	IP WLS BF H R ER SO BB IBB HBP BLK WP HR S P ERA WHIP	IP WLS BF H R ER SO BB IBB HBP BLK WP HR S P ERA WHIP	IP WLS BF H R ER SO BB IBB HBP BLK WP HR S P ERA WHIP

AB	33
R	1
H	7
RBI	1
BB	1
SO	12
LOB	14



Batter	1	2	3	4	5	6	7	8	9	AB	R	H	RBI	BB	SO	LOB	TOP								
7 Trea Turner, R OBP: 0.366, SLG: 0.431	G6-3		K		K		1B	E6		5	0	1	1	0	2	0	Washington Nationals @ Miami Marlins Marlins Park, Miami, FL Fri May 25 2018, 7:12 PM - 10:49 PM EDT Att: 7,512 - Roof Closed - 76 F								
34 Bryce Harper, L OBP: 0.388, SLG: 0.535	K		G6-3		K		2B	1B		5	0	2	2	0	2	0									
6 Anthony Rendon, R OBP: 0.359, SLG: 0.443	1B		1B		15 HR		IBB	F9		4	1	3	0	1	0	2									
15 Matt Adams, L OBP: 0.368, SLG: 0.626	G4-3		F8		2H		K	G3		5	1	1	2	0	1	5									
22 Juan Soto, L OBP: 0.421, SLG: 0.667			K		29 G5-4-3		G3	F9		3	0	0	0	1	1	3									
55 Tim Collins, L							G6-4-3			0	0	0	0	0	0	0									
61 Wander Suero, R							G6-3			0	0	0	0	0	0	0									
36 Sammy Solis, R							G6-3			0	0	0	0	0	0	0									
21 Brandon Kintzler, R							G6-3			0	0	0	0	0	0	0									
5 Adrian Sanchez, R OBP: 0.188, SLG: 0.226							G6-3			1	0	0	0	0	0	0									
29 Pedro Severino, R OBP: 0.333, SLG: 0.304			3 HR		G5-4-3		G6-3	F7		4	1	0	0	0	1	1									
3 Michael Taylor, R OBP: 0.254, SLG: 0.339			HBP		K			K		4	2	2	2	0	2	0									
31 Max Scherzer, R OBP: 0.310, SLG: 0.321			HR					45 WP		2	0	0	0	0	1	0									
45 Andrew Stevenson, L OBP: 0.315, SLG: 0.298			G1-3		K			7 BB		0	2	0	0	0	2	0									
1 Wilmer Difo, S OBP: 0.345, SLG: 0.341			G5-3		F8			7 BB		3	2	1	0	1	0	0									
62 Sean Doolittle, L								34 BB		0	0	0	0	0	0	0									
Inning Stats	R: 0 E: 0 K: 1 S: 10	H: 1 LOB: 1 BB: 0 P: 16	R: 2 E: 0 K: 1 S: 12	H: 1 LOB: 0 BB: 23 P: 23	R: 0 E: 0 K: 1 S: 11	H: 1 LOB: 1 BB: 0 P: 17	R: 0 E: 0 K: 1 S: 6	H: 0 LOB: 0 BB: 1 P: 12	R: 0 E: 0 K: 2 S: 8	H: 0 LOB: 0 BB: 0 P: 13	R: 2 E: 0 K: 1 S: 10	H: 2 LOB: 2 BB: 0 P: 17	R: 3 E: 0 K: 1 S: 25	H: 3 LOB: 2 BB: 3 P: 40	R: 2 E: 2 K: 1 S: 17	H: 2 LOB: 2 BB: 1 P: 30	R: 0 E: 0 K: 1 S: 8	H: 0 LOB: 0 BB: 0 P: 13	1B: 5 2B: 3 3B: 0 HR: 2	SF: 0 SAC: 0 DP: 2 HBP: 1	WP: 1 PB: 0 SB: 0 CS: 0	PA: 42			
PITCHER	IP	WLS	BF	H	R	ER	SO	BB	IBB	HBP	BLK	WP	HR	S	P	ERA	WHIP								
62 José Ureña, R ERA: 4.68	6.0		24	5	4	4	7	1	0	1	0	0	2	57	98	6.00	1.000								
64 Nick Wittgren, R ERA: 2.3	0.0	L	4	2	3	3	0	2	0	0	0	1	0	16	28	∞	∞								
61 Adam Conley, L ERA:	1.0		4	1	0	0	1	0	1	0	0	0	0	9	12	0.00	1.000								
43 Odrisamer Despaigne, R ERA: 5.74	1.0		7	2	2	0	1	1	0	0	0	0	0	17	30	0.00	3.000								
56 Tayron Guerrero, R ERA: 4.45	1.0		3	0	0	0	1	0	0	0	0	0	0	8	13	0.00	0.000								

AB	36
R	9
H	10
RBI	7
BB	5
SO	10
LOB	11



Batter	1	2	3	4	5	6	7	8	9	AB	R	H	RBI	BB	SO	LOB	BOTTOM								
14 Martín Prado, R OBP: 0.242, SLG: 0.286	1B		2B		41 G4-3		E6	11 BB		4	0	3	0	0	0	1	Washington Nationals @ Miami Marlins Marlins Park, Miami, FL Fri May 25 2018, 7:12 PM - 10:49 PM EDT Att: 7,512 - Roof Closed - 76 F								
56 Dignor Rodriguez, R OBP: 0.222, SLG: 0.225							F8	13 FC6-4		5	0	1	0	0	2	5									
64 Nick Wittgren, R ERA: 2.3								1B		5	0	0	0	0	3	4									
61 Adam Conley, L ERA:										5	2	2	0	0	0	4									
43 Odrisamer Despaigne, R ERA: 5.74										3	2	1	1	1	0	0									
2 Yadiel Rivera, R OBP: 0.299, SLG: 0.296										4	1	1	2	0	1	3									
56 Tayron Guerrero, R ERA: 4.45										1	0	0	0	0	1	0									
11 J.T. Realmuto, R OBP: 0.388, SLG: 0.525	K		P6		K		F8	13 FC6-4		5	0	1	0	0	2	5									
41 Justin Bour, L OBP: 0.387, SLG: 0.443	P3		2B		G4-3		K	K		5	0	0	0	0	3	4									
13 Starlin Castro, R OBP: 0.333, SLG: 0.389	G5-3		1B		F7		15 BB	FC6-4		5	2	2	0	0	0	4									
15 Brian Anderson, R OBP: 0.364, SLG: 0.386	P3		HBP		32 G3		32 HR	P3		3	2	1	1	1	0	0									
32 Derek Dietrich, L OBP: 0.308, SLG: 0.407	G3-1		G3		G3		HR	K		4	1	1	2	0	1	3									
1 Cameron Maybin, R OBP: 0.312, SLG: 0.314										1	0	0	0	0	1	0									
19 Miguel Rojas, R OBP: 0.330, SLG: 0.415	P3		1B		9 BB		P3	L4		4	0	1	2	1	0	0									
9 Lewis Brinson, R OBP: 0.206, SLG: 0.276	F8		BB		F8		L9	K		3	0	0	0	1	1	2									
62 José Ureña, R OBP: 0.056, SLG: 0.111	K		F9		F9		14 E	G6-3		2	0	0	0	0	1	2									
3 JB Shuck, L OBP: 0.253, SLG: 0.239										2	0	1	0	0	0	0									
Inning Stats	R: 0 E: 0 K: 1 S: 10	H: 1 LOB: 1 BB: 0 P: 14	R: 0 E: 0 K: 0 S: 8	H: 0 LOB: 0 BB: 0 P: 13	R: 0 E: 0 K: 1 S: 9	H: 1 LOB: 1 BB: 0 P: 16	R: 2 E: 0 K: 1 S: 18	H: 2 LOB: 2 BB: 1 P: 28	R: 0 E: 0 K: 1 S: 8	H: 1 LOB: 1 BB: 0 P: 11	R: 2 E: 1 K: 0 S: 22	H: 2 LOB: 2 BB: 1 P: 32	R: 1 E: 0 K: 3 S: 18	H: 2 LOB: 2 BB: 1 P: 31	R: 0 E: 0 K: 1 S: 14	H: 1 LOB: 2 BB: 1 P: 19	R: 0 E: 0 K: 1 S: 6	H: 0 LOB: 0 BB: 0 P: 7	1B: 6 2B: 3 3B: 0 HR: 1	SF: 0 SAC: 0 DP: 0 HBP: 1	WP: 0 PB: 0 SB: 0 CS: 0	PA: 43			
PITCHER	IP	WLS	BF	H	R	ER	SO	BB	IBB	HBP	BLK	WP	HR	S	P	ERA	WHIP								
31 Max Scherzer, R ERA: 2.13	6.0		29	7	4	4	4	2	0	1	0	0	0	4	6	0.00	0.000								
55 Tim Collins, L ERA:	0.1	H	1	0	0	0	1	0	0	0	0	0	0	5	8	∞	∞								
51 Wander Suero, R ERA: 3.24	0.0		2	2	1	1	0	0	0	0	0	0	0	5	8	∞	∞								
36 Sammy Solis, L ERA: 3.86	0.1	H	2	0	0	0	1	1	0	0	0	0	0	4	9	0.00	3.000								
21 Brandon Kintzler, R ERA: 4.18	0.2	H	4	1	0	0	1	1	0	0	0	0	0	13	21	0.00	3.000								

AB	38
R	5
H	10
RBI	5
BB	4
SO	9
LOB	21



Batter	1	2	3	4	5	6	7	8	9	AB R H RBI BB SO LOB	TOP											
7 Trea Turner, R OBP: 0.367, SLG: 0.430	F7		6S 1B			P3		G5-3	1-3 2-H 1B	5 0 2 1 0 0 0	Washington Nationals @ Miami Marlins Marlins Park, Miami, FL Sat May 26 2018, 4:11 PM - 7:06 PM EDT Att: 11,646 - Roof Closed - 73 F											
34 Bryce Harper, L OBP: 0.384, SLG: 0.523	K		K			K		BB	K	4 0 0 0 1 4 3												
6 Anthony Rendon, R OBP: 0.348, SLG: 0.429	G5-3		P3			F7		L5		4 0 0 0 0 0 2												
14 Mark Reynolds, R OBP: 0.500, SLG: 1.036	G5-3				G6-3		K		HR	4 1 1 1 0 1 0												
22 Juan Soto, L OBP: 0.435, SLG: 0.737					G2-3		G6-3		HR	4 1 2 0 0 0 0												
3 Michael Taylor, R OBP: 0.259, SLG: 0.335					G2-3				2B	2 0 0 0 2 1 1												
29 Pedro Severino, R OBP: 0.330, SLG: 0.295									BB	3 0 0 0 1 1 3												
57 Tanner Roark, R OBP: 0.317, SLG: 0.320 5 Adrian Sanchez, R OBP: 0.317, SLG: 0.320 55 Tim Collins, L 60 Justin Miller, R 15 Matt Adams, R 62 Sean Doolittle, L									1B	2 0 0 0 0 1 2 1 0 1 1 1 1 0 0 0 0 0 0 0 0 0 0												
1 Wilmer Difo, S OBP: 0.342, SLG: 0.361									FC1-2	4 1 1 1 0 0 2												
Inning Stats	R: 0 E: 0 K: 1 S: 10	H: 0 LOB: 0 BB: 0 P: 14	R: 0 E: 0 K: 2 S: 10	H: 1 LOB: 2 BB: 1 P: 14	R: 0 E: 0 K: 1 S: 11	H: 1 LOB: 1 BB: 0 P: 16	R: 0 E: 0 K: 0 S: 5	H: 0 LOB: 0 BB: 0 P: 5	R: 0 E: 0 K: 0 S: 7	H: 0 LOB: 0 BB: 0 P: 10		R: 0 E: 0 K: 1 S: 10	H: 0 LOB: 1 BB: 1 P: 11	R: 0 E: 0 K: 1 S: 9	H: 0 LOB: 1 BB: 1 P: 16	R: 1 E: 0 K: 0 S: 15	H: 1 LOB: 1 BB: 1 P: 25	R: 3 E: 0 K: 2 S: 20	H: 4 LOB: 2 BB: 1 P: 31	1B: 3 2B: 2 3B: 0 HR: 2	SF: 0 SAC: 0 DP: 0 HBP: 0	WP: 0 PB: 0 SB: 1 CS: 0
PITCHER	IP WLS BF H R ER SO BB IBB HBP BLK WP HR S P ERA WHIP											IP WLS BF H R ER SO BB IBB HBP BLK WP HR S P ERA WHIP										
54 Wei-Yin Chen, L ERA: 5.22	7.1 27 3 0 1 6 1 1 0 0 0 1 67 94 1.23 0.545																					
46 Kyle Barraclough, R ERA: 1.54	0.2 3 0 0 0 0 1 0 0 0 0 0 10 17 0.00 1.500																					
29 Brad Ziegler, R ERA: 7.54	0.2 L 7 4 3 3 1 1 0 0 0 0 0 1 17 27 40.50 7.500																					
43 Odrisamer Despaigne, R ERA: 5.63	0.1 1 0 0 0 1 0 0 0 0 0 0 0 3 4 0.00 0.000																					

Batter	1	2	3	4	5	6	7	8	9	AB R H RBI BB SO LOB	BOTTOM											
32 Derek Dietrich, L OBP: 0.307, SLG: 0.400	G5-3		F9			41S BB		L8		3 0 0 0 1 0 1	Washington Nationals @ Miami Marlins Marlins Park, Miami, FL Sat May 26 2018, 4:11 PM - 7:06 PM EDT Att: 11,646 - Roof Closed - 73 F											
11 J.T. Realmuto, R OBP: 0.380, SLG: 0.548					15B 2B	F9		FC3-2		4 1 3 0 0 0 1												
41 Justin Bour, L OBP: 0.379, SLG: 0.431	L8				K			FC3-2		4 0 0 0 0 2 5												
13 Starlin Castro, R OBP: 0.332, SLG: 0.383	G6-3				15B BB	G6-3		K		3 0 0 0 1 1 4												
15 Brian Anderson, R OBP: 0.366, SLG: 0.388					19 G6-4-3	10 G6-3	19 SH1-3	P2		4 0 2 1 0 0 0												
19 Miguel Rojas, R OBP: 0.325, SLG: 0.408					1-3 2-H 1B	1-3 2-H 1B		F9		3 0 0 0 0 0 3												
10 JT Riddle, L	L7							K		4 0 0 0 0 2 1												
9 Lewis Brinson, R OBP: 0.202, SLG: 0.272								F9		3 0 0 0 0 1 1												
54 Wei-Yin Chen, R OBP: 0.100, SLG: 0.100 46 Kyle Barraclough, R 1 Cameron Maybin, R 29 Brad Ziegler, R 43 Odrisamer Despaigne, R								11 2B FC3-2		2 0 0 0 0 1 0 0 0 0 0 0 0 0 1 0 1 0 0 0 0 0 0 0 0 0 0 0 0 0 0 0 0 0 0												
Inning Stats	R: 0 E: 0 K: 0 S: 12	H: 1 LOB: 1 BB: 0 P: 17	R: 0 E: 0 K: 0 S: 8	H: 0 LOB: 0 BB: 0 P: 13	R: 0 E: 0 K: 0 S: 9	H: 0 LOB: 0 BB: 0 P: 13	R: 1 E: 0 K: 1 S: 14	H: 2 LOB: 1 BB: 1 P: 24	R: 0 E: 0 K: 3 S: 11	H: 0 LOB: 0 BB: 0 P: 14		R: 0 E: 0 K: 1 S: 7	H: 0 LOB: 1 BB: 1 P: 15	R: 0 E: 0 K: 0 S: 10	H: 1 LOB: 1 BB: 0 P: 15	R: 0 E: 0 K: 1 S: 12	H: 2 LOB: 2 BB: 0 P: 14	R: 0 E: 0 K: 1 S: 8	H: 0 LOB: 0 BB: 0 P: 11	1B: 4 2B: 2 3B: 0 HR: 0	SF: 0 SAC: 1 DP: 2 HBP: 0	WP: 0 PB: 0 SB: 1 CS: 0
PITCHER	IP WLS BF H R ER SO BB IBB HBP BLK WP HR S P ERA WHIP											IP WLS BF H R ER SO BB IBB HBP BLK WP HR S P ERA WHIP										
57 Tanner Roark, R ERA: 3.17	7.0 26 4 1 1 1 2 0 0 0 0 0 9 11 0.00 3.000																					
55 Tim Collins, L ERA:	0.2 4 2 0 0 0 0 0 0 0 0 0 0 9 11 0.00 3.000																					
60 Justin Miller, R ERA:	0.1 W 1 0 0 0 1 0 0 0 0 0 0 0 3 3 0.00 0.000																					
62 Sean Doolittle, L ERA: 1.85	1.0 S 3 0 0 0 1 0 0 0 0 0 0 0 8 11 0.00 0.000																					

AB	34
R	4
H	7
RBI	4
BB	4
SO	8
LOB	13



Batter	1	2	3	4	5	6	7	8	9	AB R H RBI BB SO LOB	TOP											
7 Trea Turner, R OBP: 0.363, SLG: 0.429	L7		B1-3		L5-3		2B		F9	5 0 1 1 0 0 1	Washington Nationals @ Miami Marlins Marlins Park, Miami, FL Sun May 27 2018, 1:12 PM - 4:20 PM EDT Att: 11,651 - Roof Closed - 74 F											
34 Bryce Harper, L OBP: 0.380, SLG: 0.534	K			P4		HR	SF8		K	4 1 1 2 0 2 0												
6 Anthony Rendon, R OBP: 0.360, SLG: 0.467	P4			HR		G4-3	IBB			3 1 2 1 1 0 0												
15 Matt Adams, L 60 Justin Miller, R 5 Adrián Sánchez, R 51 Wander Suero, R 26 Trevor Gott, R 36 Sammy Solis, R 21 Brandon Kintzler, R	K		F9		P4		FC6-4			3 0 0 0 0 0 1 0 0 0 0 0 0 0 1 0												
22 Juan Soto, L OBP: 0.407, SLG: 0.696	G4-3				G4-3			F8		4 0 1 0 0 0 1												
3 Michael Taylor, R OBP: 0.259, SLG: 0.345				2B		G2-3		G4-3		4 0 1 0 0 1 2												
1 Wilmer Difo, S OBP: 0.346, SLG: 0.387						37 1B				4 1 2 0 0 0 1												
29 Pedro Severino, R OBP: 0.336, SLG: 0.296						P3		G4-3		3 1 1 0 1 0 2												
37 Stephen Strasburg, R 14 Mark Reynolds, R	G4-6-3								F8	2 0 1 1 0 0 1 2 1 1 0 0 0 0												
Inning Stats	R: 0 E: 0 K: 1 S: 5	H: 0 LOB: 0 BB: 0 P: 9	R: 0 E: 0 K: 1 S: 10	H: 1 LOB: 1 BB: 0 P: 15	R: 0 E: 0 K: 0 S: 6	H: 1 LOB: 0 BB: 0 P: 9	R: 1 E: 0 K: 1 S: 11	H: 2 LOB: 1 BB: 0 P: 23	R: 1 E: 0 K: 0 S: 12	H: 2 LOB: 1 BB: 0 P: 17		R: 1 E: 0 K: 0 S: 12	H: 2 LOB: 1 BB: 0 P: 14	R: 2 E: 0 K: 0 S: 16	H: 2 LOB: 2 BB: 2 P: 25	R: 0 E: 0 K: 0 S: 7	H: 1 LOB: 1 BB: 0 P: 9	R: 0 E: 0 K: 1 S: 7	H: 0 LOB: 0 BB: 0 P: 10	1B: 3 2B: 5 3B: 2 HR: 2	SF: 1 SAC: 0 DP: 2 HBP: 0	WP: 0 PB: 0 SB: 0 CS: 0
PITCHER	IP WLS BF H R ER SO BB IBB HBP BLK WP HR S P ERA WHIP											IP WLS BF H R ER SO BB IBB HBP BLK WP HR S P ERA WHIP										
57 Eliaser Hernández, R ERA: 2.5	5.0 L 19 6 2 2 3 0 0 0 0 0 0 1 44 73 3.60 1.200																					
66 Jarlin García, L ERA: 4.21	2.0 12 4 3 3 0 1 1 0 0 0 0 1 28 39 13.50 2.500																					
56 Tayron Guerrero, R ERA: 4.24	1.0 4 1 0 0 0 0 0 0 0 0 0 0 7 9 0.00 1.000																					
71 Drew Steckenrider, R ERA: 5.48	1.0 3 0 0 0 1 0 0 0 0 0 0 0 7 10 0.00 0.000																					

Batter	1	2	3	4	5	6	7	8	9	AB R H RBI BB SO LOB	BOTTOM											
32 Derek Dietrich, L OBP: 0.309, SLG: 0.397	L5				F7		11 2B		P6	4 0 1 0 1 0 2	Washington Nationals @ Miami Marlins Marlins Park, Miami, FL Sun May 27 2018, 1:12 PM - 4:20 PM EDT Att: 11,651 - Roof Closed - 74 F											
11 J.T. Realmuto, R OBP: 0.326, SLG: 0.546	F9						1B		L6	4 0 1 1 1 1 2												
13 Starlin Castro, R OBP: 0.326, SLG: 0.375	K						2B			4 0 0 0 0 3 5												
41 Justin Bour, L OBP: 0.381, SLG: 0.452				L4		L7		HR		4 1 2 1 0 0 0												
15 Brian Anderson, R OBP: 0.359, SLG: 0.380	F8			G6-3		F8				4 0 0 0 0 1 1												
19 Miguel Rojas, R OBP: 0.328, SLG: 0.407									F7	3 0 1 0 0 1 0												
10 JT Riddle, L									P2	4 0 0 0 0 3 3												
9 Lewis Brinson, R OBP: 0.203, SLG: 0.271									G6-3	4 0 1 0 0 1 2												
57 Eliaser Hernández, R 3 JB Shuck, L 66 Jarlin García, L 2 Yadiel Rivera, R 56 Tayron Guerrero, R 71 Drew Steckenrider, R 1 Cameron Maybin, R										1 0 0 0 0 1 0 1 0 0 0 0 0 1 0 0 0 0 0 0 0 1 1 0 0 0 0 0 0 0 0 0 0 0 0 0 0 0 0 0 0 0 1 0 1 0 0 0 0												
Inning Stats	R: 0 E: 0 K: 1 S: 11	H: 0 LOB: 0 BB: 0 P: 16	R: 0 E: 0 K: 2 S: 18	H: 1 LOB: 2 BB: 0 P: 26	R: 0 E: 0 K: 3 S: 17	H: 0 LOB: 1 BB: 1 P: 23	R: 0 E: 0 K: 1 S: 6	H: 1 LOB: 0 BB: 0 P: 13	R: 0 E: 0 K: 1 S: 16	H: 1 LOB: 2 BB: 1 P: 25		R: 0 E: 0 K: 1 S: 11	H: 0 LOB: 0 BB: 0 P: 15	R: 1 E: 0 K: 1 S: 18	H: 2 LOB: 2 BB: 0 P: 32	R: 1 E: 0 K: 1 S: 9	H: 1 LOB: 0 BB: 0 P: 17	R: 0 E: 0 K: 0 S: 15	H: 1 LOB: 1 BB: 0 P: 22	1B: 5 2B: 1 3B: 0 HR: 1	SF: 0 SAC: 0 DP: 0 HBP: 1	WP: 0 PB: 0 SB: 0 CS: 0
PITCHER	IP WLS BF H R ER SO BB IBB HBP BLK WP HR S P ERA WHIP											IP WLS BF H R ER SO BB IBB HBP BLK WP HR S P ERA WHIP										
37 Stephen Strasburg, R ERA: 3.13	5.0 W 21 3 0 0 0 2 0 0 0 0 0 0 11 15 0.00 1.000																					
60 Justin Miller, R ERA:	1.0 H 3 0 0 0 1 0 0 0 0 0 0 0 15 26 0.00 3.000																					
51 Wander Suero, R ERA: 3.0	0.2 5 2 1 0 1 0 0 0 0 0 0 0 3 6 0.00 0.000																					
26 Trevor Gott, R ERA: 5.29	0.1 H 1 0 0 0 0 0 0 0 0 0 0 0 3 6 0.00 0.000																					
36 Sammy Solis, L ERA: 4.12	1.0 4 1 1 1 1 0 0 0 0 0 0 0 1 9 9.00 1.000																					



Batter	1	2	3	4	5	6	7	8	9	AB	R	H	RBI	BB	SO	LOB	TOP					
7 Trea Turner, R OBP: 0.364, SLG: 0.426	F9		6 HR 1B		L8		G4-3		BB	4	1	1	0	1	0	1	Washington Nationals @ Baltimore Orioles Oriole Park at Camden Yards, Baltimore, MD Mon May 28 2018, 1:11 PM - 3:55 PM EDT Att: 36,139 - Overcast - 67 F					
34 Bryce Harper, L OBP: 0.380, SLG: 0.525	K		6 HR BB		G6-4-3 BB		F8	P4	3	1	0	0	2	1	1							
6 Anthony Rendon, R OBP: 0.361, SLG: 0.496	P3		1-H 2-H HR		G6-4-3 1-2		15 1B 2B	K	5	2	2	3	0	1	2							
15 Matt Adams, L OBP: 0.366, SLG: 0.605	G4-3		14 WP 1B		G3		22 1B 3 1B 1B	P6	5	1	2	1	0	0	1							
14 Mark Reynolds, R OBP: 0.472, SLG: 0.909	G5-3		1-2 BB		G6-3		K		3	0	0	0	1	1	1							
22 Juan Soto, L OBP: 0.419, SLG: 0.667	1B		K		F7		3B 1B 1-2 1B		4	1	2	0	0	1	2							
3 Michael Taylor, R OBP: 0.264, SLG: 0.354	F9		G4-3		G4-3		64 G4-3 2B	1B	4	0	2	1	0	0	1							
1 Wilmer Difo, S OBP: 0.344, SLG: 0.383	L1		G3		G3		F7	1B	4	0	1	1	0	0	1							
64 Spencer Kieboom, R OBP: 0.083, SLG: 0.083	K		G6-3		G6-3		G4-3	K	4	0	0	0	0	2	3							
Inning Stats	R: 0 E: 0 K: 1 S: 9	H: 0 LOB: 0 BB: 0 P: 12	R: 0 E: 0 K: 0 S: 8	H: 1 LOB: 1 BB: 0 P: 12	R: 3 E: 0 K: 2 S: 26	H: 3 LOB: 2 BB: 2 P: 42	R: 0 E: 0 K: 0 S: 6	H: 0 LOB: 0 BB: 0 P: 7	R: 0 E: 0 K: 0 S: 3	H: 0 LOB: 0 BB: 1 P: 8	R: 0 E: 0 K: 0 S: 7	H: 1 LOB: 1 BB: 0 P: 11	R: 3 E: 0 K: 2 S: 18	H: 5 LOB: 2 BB: 0 P: 29	R: 0 E: 0 K: 1 S: 10	H: 0 LOB: 1 BB: 1 P: 15	1B: 7 2B: 2 3B: 0 HR: 1	SF: 0 SAC: 0 DP: 1 HBP: 0	WP: 1 PB: 0 SB: 0 CS: 0	PA: 40		
PITCHER	IP WLS BF ERA WHIP	WLS BF ERA WHIP	H R ER SO BB IBB HBP BLK	H R ER SO BB IBB HBP BLK	WP HR S P ERA WHIP	IP WLS BF ERA WHIP	WLS BF ERA WHIP	H R ER SO BB IBB HBP BLK	H R ER SO BB IBB HBP BLK	WP HR S P ERA WHIP	IP WLS BF ERA WHIP	WLS BF ERA WHIP	H R ER SO BB IBB HBP BLK	H R ER SO BB IBB HBP BLK	WP HR S P ERA WHIP	IP WLS BF ERA WHIP	WLS BF ERA WHIP	H R ER SO BB IBB HBP BLK	H R ER SO BB IBB HBP BLK	WP HR S P ERA WHIP	IP WLS BF ERA WHIP	
17 Alex Cobb, R ERA: 6.8	7.0	L	28	5	3	3	3	3	3	0	0	0	0	0	0	0	1	1	66	101	3.86	1.143
48 Richard Bleier, L ERA: 2.33	0.2	7	5	3	3	1	0	0	0	0	0	0	0	0	0	0	0	0	15	25	40.50	7.500
50 Miguel Castro, R ERA: 2.81	1.1	5	0	0	0	2	1	0	0	0	0	0	0	0	0	0	0	0	13	19	0.00	0.750

Batter	1	2	3	4	5	6	7	8	9	AB	R	H	RBI	BB	SO	LOB	BOTTOM					
23 Joey Rickard, R OBP: 0.317, SLG: 0.447	K		G5-3		F8		10 1B 1B			4	0	1	0	0	1	0	Washington Nationals @ Baltimore Orioles Oriole Park at Camden Yards, Baltimore, MD Mon May 28 2018, 1:11 PM - 3:55 PM EDT Att: 36,139 - Overcast - 67 F					
10 Adam Jones, R OBP: 0.295, SLG: 0.463	F7		L8		2B		1B		4	0	2	0	0	0	0							
13 Manny Machado, R OBP: 0.392, SLG: 0.602	1B		G6-3		P3		P6		4	0	1	0	0	0	3							
6 Jonathan Schoop, R OBP: 0.272, SLG: 0.396	G4-3		G4-6-3 1B		K2-3		F7		4	0	1	0	0	1	2							
2 Danny Valencia, R OBP: 0.339, SLG: 0.471	G6-4-3 1B		G4-6-3 1-2		G6-4-3 1B		G4-3		4	0	2	0	0	0	1							
16 Trey Mancini, R OBP: 0.310, SLG: 0.377	G6-4-3 1-2		G6-3		G6-4-3 1-2		P4		4	0	0	0	0	0	2							
45 Mark Trumbo, R OBP: 0.318, SLG: 0.458	14 BB BB		G5-3		G5-3				2	0	0	0	1	0	0							
14 Craig Gentry, R OBP: 0.286, SLG: 0.265	P3		P3		G6-3		G6-3		2	0	0	0	1	0	0							
27 Andrew Susac, R OBP: 0.125, SLG: 0.167	F9		F9		L8				3	0	0	0	0	1	2							
Inning Stats	R: 0 E: 0 K: 1 S: 11	H: 1 LOB: 1 BB: 0 P: 17	R: 0 E: 0 K: 1 S: 8	H: 1 LOB: 2 BB: 2 P: 18	R: 0 E: 0 K: 0 S: 5	H: 0 LOB: 0 BB: 0 P: 9	R: 0 E: 0 K: 0 S: 5	H: 1 LOB: 1 BB: 0 P: 9	R: 0 E: 0 K: 0 S: 14	H: 2 LOB: 2 BB: 0 P: 25	R: 0 E: 0 K: 0 S: 7	H: 0 LOB: 0 BB: 0 P: 8	1B: 6 2B: 1 3B: 0 HR: 0	SF: 0 SAC: 0 DP: 3 HBP: 0	WP: 0 PB: 0 SB: 0 CS: 0	PA: 33						
PITCHER	IP WLS BF ERA WHIP	WLS BF ERA WHIP	H R ER SO BB IBB HBP BLK	H R ER SO BB IBB HBP BLK	WP HR S P ERA WHIP	IP WLS BF ERA WHIP	WLS BF ERA WHIP	H R ER SO BB IBB HBP BLK	H R ER SO BB IBB HBP BLK	WP HR S P ERA WHIP	IP WLS BF ERA WHIP	WLS BF ERA WHIP	H R ER SO BB IBB HBP BLK	H R ER SO BB IBB HBP BLK	WP HR S P ERA WHIP	IP WLS BF ERA WHIP	WLS BF ERA WHIP	H R ER SO BB IBB HBP BLK	H R ER SO BB IBB HBP BLK	WP HR S P ERA WHIP	IP WLS BF ERA WHIP	
47 Gio González, L ERA: 2.1	7.2	W	28	6	0	0	0	0	0	0	0	0	0	0	0	0	0	0	67	114	0.00	1.043
27 Shawn Kelley, R ERA: 4.5	1.1	5	1	0	0	0	0	0	0	0	0	0	0	0	0	0	0	0	10	14	0.00	0.750



Batter	1	2	3	4	5	6	7	8	9	AB	R	H	RBI	BB	SO	LOB	TOP			
22 Juan Soto, L (1,7)	G6-3		K		P6		FC5-4			4	0	1	1	0	1	0	Washington Nationals @ Baltimore Orioles Oriole Park at Camden Yards, Baltimore, MD Wed May 30 2018, 7:06 PM - 9:40 PM EDT Att: 20,370 - Cloudy - 75 F			
7 Trea Turner, R (1,6)	1B		L9		L8		FC5-4			4	0	1	0	0	0	2				
34 Bryce Harper, L (1,9)	1B		HR							4	1	1	1	0	1	1				
6 Anthony Rendon, R (1,5)	1B				G4-3		L9			3	0	1	0	1	0	0				
15 Matt Adams, L (1,10)	F9		P5		F8		P5			4	0	0	0	0	0	3				
14 Mark Reynolds, R (1,3)	G4-3		L7		F8		F8			4	0	0	0	0	0	0				
3 Michael Taylor, R (1,8)	P5		F8		F8		1B			3	0	1	0	1	0	0				
1 Wilmer Difo, S (1,4)	1B		P4		P4		FC6-4			4	1	1	0	0	0	2				
29 Pedro Severino, R (1,2)	G6-3		F9		F9		1B			3	0	1	0	0	0	1				
Inning Stats	R: 0 H: 1 E: 0 K: 1 S: 11	H: 1 LOB: 2 BB: 1 P: 18	R: 0 H: 1 E: 0 K: 0 S: 15	H: 1 LOB: 1 BB: 0 P: 21	R: 1 H: 2 E: 0 K: 1 S: 19	H: 2 LOB: 1 BB: 0 P: 29	R: 0 H: 0 E: 0 K: 0 S: 6	H: 0 LOB: 0 BB: 0 P: 7	R: 0 H: 0 E: 0 K: 0 S: 8	H: 0 LOB: 0 BB: 0 P: 9	R: 1 H: 2 E: 0 K: 0 S: 11	H: 2 LOB: 2 BB: 1 P: 22	R: 0 H: 0 E: 0 K: 0 S: 9	H: 0 LOB: 0 BB: 0 P: 14	R: 0 H: 1 E: 0 K: 0 S: 7	H: 1 LOB: 0 BB: 0 P: 10		1B: 5 2B: 1 3B: 0 HR: 1	SF: 0 SAC: 0 DP: 1 HBP: 0	WP: 0 PB: 0 SB: 0 CS: 0
PITCHER	IP WLS BF H R ER SO BB IBB HBP BLK WP HR S P ERA WHIP	IP WLS BF H R ER SO BB IBB HBP BLK WP HR S P ERA WHIP	IP WLS BF H R ER SO BB IBB HBP BLK WP HR S P ERA WHIP	IP WLS BF H R ER SO BB IBB HBP BLK WP HR S P ERA WHIP	IP WLS BF H R ER SO BB IBB HBP BLK WP HR S P ERA WHIP	IP WLS BF H R ER SO BB IBB HBP BLK WP HR S P ERA WHIP	IP WLS BF H R ER SO BB IBB HBP BLK WP HR S P ERA WHIP	IP WLS BF H R ER SO BB IBB HBP BLK WP HR S P ERA WHIP	IP WLS BF H R ER SO BB IBB HBP BLK WP HR S P ERA WHIP	IP WLS BF H R ER SO BB IBB HBP BLK WP HR S P ERA WHIP	IP WLS BF H R ER SO BB IBB HBP BLK WP HR S P ERA WHIP	IP WLS BF H R ER SO BB IBB HBP BLK WP HR S P ERA WHIP	IP WLS BF H R ER SO BB IBB HBP BLK WP HR S P ERA WHIP	IP WLS BF H R ER SO BB IBB HBP BLK WP HR S P ERA WHIP	IP WLS BF H R ER SO BB IBB HBP BLK WP HR S P ERA WHIP	IP WLS BF H R ER SO BB IBB HBP BLK WP HR S P ERA WHIP				

Batter	1	2	3	4	5	6	7	8	9	AB	R	H	RBI	BB	SO	LOB	BOTTOM					
29 Jace Peterson, L (1,5)	L8		K							3	0	0	0	0	2	0	Washington Nationals @ Baltimore Orioles Oriole Park at Camden Yards, Baltimore, MD Wed May 30 2018, 7:06 PM - 9:40 PM EDT Att: 20,370 - Cloudy - 75 F					
14 Craig Gentry, R (9, FH)										1	0	1	0	0	0	0						
10 Adam Jones, R (1,8)	G6-3				F8		G4-3			4	0	1	0	0	0	0						
13 Manny Machado, R (1,6)	K				F7		2B			4	0	1	0	0	1	2						
6 Jonathan Schoop, R (1,4)	K				K		K			4	0	0	0	0	3	2						
45 Mark Trumbo, R (1,10)	G4-3				K					2	0	0	0	1	1	0						
19 Chris Davis, L (1,3)	1B				G3		K			3	0	1	0	0	1	2						
16 Trey Mancini, R (1,7)	K				L9					3	0	0	0	0	1	1						
15 Chance Sisco, L (1,2)					K		L8			3	0	0	0	0	1	0						
23 Joey Rickard, R (1,9)					K		L8			3	0	0	0	0	2	0						
Inning Stats	R: 0 H: 0 E: 0 K: 1 S: 13	H: 0 LOB: 0 BB: 0 P: 19	R: 0 H: 1 E: 0 K: 2 S: 12	H: 1 LOB: 0 BB: 0 P: 12	R: 0 H: 0 E: 0 K: 3 S: 10	H: 0 LOB: 0 BB: 0 P: 14	R: 0 H: 0 E: 0 K: 1 S: 11	H: 0 LOB: 0 BB: 0 P: 16	R: 0 H: 0 E: 0 K: 1 S: 9	H: 0 LOB: 0 BB: 0 P: 13	R: 0 H: 0 E: 0 K: 1 S: 8	H: 0 LOB: 0 BB: 0 P: 10	R: 0 H: 1 E: 0 K: 2 S: 11	H: 1 LOB: 2 BB: 1 P: 17	R: 0 H: 0 E: 0 K: 1 S: 9	H: 0 LOB: 0 BB: 0 P: 10	R: 0 H: 2 E: 0 K: 0 S: 8	H: 2 LOB: 1 BB: 0 P: 14	1B: 3 2B: 1 3B: 0 HR: 0	SF: 0 SAC: 0 DP: 0 HBP: 0	WP: 0 PB: 0 SB: 0 CS: 1	PA: 31
PITCHER	IP WLS BF H R ER SO BB IBB HBP BLK WP HR S P ERA WHIP	IP WLS BF H R ER SO BB IBB HBP BLK WP HR S P ERA WHIP	IP WLS BF H R ER SO BB IBB HBP BLK WP HR S P ERA WHIP	IP WLS BF H R ER SO BB IBB HBP BLK WP HR S P ERA WHIP	IP WLS BF H R ER SO BB IBB HBP BLK WP HR S P ERA WHIP	IP WLS BF H R ER SO BB IBB HBP BLK WP HR S P ERA WHIP	IP WLS BF H R ER SO BB IBB HBP BLK WP HR S P ERA WHIP	IP WLS BF H R ER SO BB IBB HBP BLK WP HR S P ERA WHIP	IP WLS BF H R ER SO BB IBB HBP BLK WP HR S P ERA WHIP	IP WLS BF H R ER SO BB IBB HBP BLK WP HR S P ERA WHIP	IP WLS BF H R ER SO BB IBB HBP BLK WP HR S P ERA WHIP	IP WLS BF H R ER SO BB IBB HBP BLK WP HR S P ERA WHIP	IP WLS BF H R ER SO BB IBB HBP BLK WP HR S P ERA WHIP	IP WLS BF H R ER SO BB IBB HBP BLK WP HR S P ERA WHIP	IP WLS BF H R ER SO BB IBB HBP BLK WP HR S P ERA WHIP	IP WLS BF H R ER SO BB IBB HBP BLK WP HR S P ERA WHIP						



Batter	1	2	3	4	5	6	7	8	9	AB	R	H	RBI	BB	SO	LOB	TOP					
7 Trea Turner, R OBP: 0.359, SLG: 0.413										4	0	1	0	0	1	0	Washington Nationals @ Atlanta Braves SunTrust Park, Atlanta, GA Fri Jun 01 2018, 7:47 PM - 10:10 PM EDT Att: 33,845 - Cloudy - 69 F					
34 Bryce Harper, L OBP: 0.378, SLG: 0.538										4	0	1	0	0	2	1						
6 Anthony Rendon, R OBP: 0.350, SLG: 0.482										3	0	0	0	0	2	1						
15 Matt Adams, L OBP: 0.344, SLG: 0.566										3	0	0	0	0	1	1						
22 Juan Soto, L OBP: 0.413, SLG: 0.550										2	0	0	0	1	1	0						
8 Brian Goodwin, L OBP: 0.333, SLG: 0.310										3	0	0	0	0	1	1						
55 Tim Collins, L										0	0	0	0	0	0	0						
44 Ryan Madson, L										0	0	0	0	0	0	0						
29 Pedro Severino, R OBP: 0.318, SLG: 0.279										3	0	0	0	0	2	1						
37 Stephen Strasburg, R OBP: 0.185, SLG: 0.120										2	0	0	0	0	0	0						
36 Sammy Solis, R										0	0	0	0	0	0	0						
3 Michael Taylor, R OBP: 0.271, SLG: 0.354										1	0	0	0	0	1	0						
1 Wilmer Difo, S OBP: 0.328, SLG: 0.361										3	0	0	0	0	0	0						
Inning Stats	R: 0 E: 0 K: 1 S: 11	H: 1 LOB: 1 BB: 0 P: 18	R: 0 E: 0 K: 2 S: 9	H: 0 LOB: 0 BB: 0 P: 12	R: 0 E: 0 K: 1 S: 10	H: 0 LOB: 0 BB: 0 P: 14	R: 0 E: 0 K: 2 S: 9	H: 0 LOB: 0 BB: 0 P: 13	R: 0 E: 0 K: 1 S: 8	H: 0 LOB: 0 BB: 0 P: 11	R: 0 E: 0 K: 0 S: 4	H: 0 LOB: 0 BB: 0 P: 6	R: 0 E: 0 K: 1 S: 5	H: 0 LOB: 0 BB: 0 P: 7	R: 0 E: 0 K: 1 S: 6	H: 0 LOB: 0 BB: 1 P: 12	R: 0 E: 0 K: 2 S: 11	H: 1 LOB: 1 BB: 0 P: 13	1B: 2 2B: 0 3B: 0 HR: 0	SF: 0 SAC: 0 DP: 0 HBP: 0	WP: 0 PB: 0 SB: 0 CS: 0	PA: 29
PITCHER	IP: 9.0 WLS: W BF: 29 H: 2 R: 0 ER: 0 SO: 11 BB: 1 IBB: 0 HBP: 0 BLK: 0 WP: 0 HR: 0 S: 73 P: 106 ERA: 0.00 WHIP: 0.333																					

AB	28
R	0
H	2
RBI	0
BB	1
SO	11
LOB	5



Batter	1	2	3	4	5	6	7	8	9	AB	R	H	RBI	BB	SO	LOB	BOTTOM			
11 Ender Inciarte, L OBP: 0.316, SLG: 0.362										4	0	1	0	0	0	0	Washington Nationals @ Atlanta Braves SunTrust Park, Atlanta, GA Fri Jun 01 2018, 7:47 PM - 10:10 PM EDT Att: 33,845 - Cloudy - 69 F			
1 Ozzie Albies, S OBP: 0.318, SLG: 0.527										4	0	0	0	0	1	1				
5 Freddie Freeman, L OBP: 0.436, SLG: 0.537										4	0	2	0	0	1	0				
22 Nick Markakis, L OBP: 0.398, SLG: 0.500										4	1	1	0	0	0	2				
24 Kurt Suzuki, R OBP: 0.329, SLG: 0.475										3	1	2	0	1	0	0				
17 Johan Camargo, S OBP: 0.369, SLG: 0.414										4	1	1	1	0	1	3				
20 Preston Tucker, L OBP: 0.303, SLG: 0.431										3	0	1	0	0	2	2				
12 Peter Bourjos, R OBP: 0.179, SLG: 0.154										0	0	0	0	0	0	0				
7 Dansby Swanson, R OBP: 0.322, SLG: 0.419										3	1	1	3	0	2	2				
26 Mike Foltyniewicz, R OBP: 0.095, SLG: 0.143										3	0	0	0	0	3	0				
Inning Stats	R: 0 E: 0 K: 1 S: 8	H: 0 LOB: 0 BB: 0 P: 10	R: 0 E: 0 K: 1 S: 11	H: 2 LOB: 2 BB: 0 P: 16	R: 0 E: 0 K: 1 S: 8	H: 0 LOB: 0 BB: 0 P: 12	R: 0 E: 0 K: 1 S: 11	H: 2 LOB: 1 BB: 0 P: 16	R: 0 E: 0 K: 3 S: 10	H: 0 LOB: 0 BB: 0 P: 13	R: 0 E: 0 K: 1 S: 8	H: 0 LOB: 0 BB: 0 P: 11	R: 4 E: 1 K: 2 S: 25	H: 4 LOB: 1 BB: 0 P: 33	R: 0 E: 0 K: 0 S: 9	H: 1 LOB: 1 BB: 1 P: 14	1B: 8 2B: 0 3B: 0 HR: 1	SF: 0 SAC: 0 DP: 2 HBP: 0	WP: 0 PB: 0 SB: 0 CS: 0	PA: 33
PITCHER	IP: 6.2 WLS: L BF: 27 H: 7 R: 4 ER: 3 SO: 10 BB: 0 IBB: 0 HBP: 0 BLK: 0 WP: 0 HR: 0 S: 5 P: 106 ERA: 4.05 WHIP: 1.050																			

AB	32
R	4
H	9
RBI	4
BB	1
SO	10
LOB	10



Batter	1	2	3	4	5	6	7	8	9	AB	R	H	RBI	BB	SO	LOB	TOP					
7 Trea Turner, R OBP: 0.348, SLG: 0.411	G5-3		2H HR			L8		G3		4	1	1	2	0	0	0						
22 Juan Soto, L OBP: 0.418, SLG: 0.583	G1		G2-3			G5-3			6 1B BB	3	0	0	0	1	0	0						
6 Anthony Rendon, R OBP: 0.341, SLG: 0.460	P4				F9	G6-3			1-2 1B	4	0	1	0	0	0	0						
14 Mark Reynolds, R OBP: 0.357, SLG: 0.673		F7			K		G4-3		L8	4	0	0	0	0	1	2						
8 Brian Goodwin, L OBP: 0.326, SLG: 0.265		K			K		K		K	4	0	0	0	0	4	2						
3 Michael Taylor, R OBP: 0.273, SLG: 0.368		G3				64 S 2B			1 S BB	3	0	1	0	1	1	2						
1 Wilmer Difo, S OBP: 0.317, SLG: 0.360			E6 68 SH2-4 7 HR		G1-3		L3			3	1	0	0	0	0	2						
64 Spencer Kieboom, R (1, 2) OBP: 0.143, SLG: 0.143		L8			K			F8		3	0	0	0	0	1	2						
56 Jeremy Hellickson, R OBP: 0.271, SLG: 0.141			SH2-4		G3-1			K		0	0	0	0	0	0	0						
68 Jethro Rodriguez, R										1	0	0	0	0	0	1						
36 Sammy Solis, R										0	0	0	0	0	0	0						
27 Shawn Kelley, R										0	0	0	0	0	0	0						
34 Bryce Harper, L										1	0	0	0	0	1	0						
21 Brandon Kintzler, R										0	0	0	0	0	0	0						
57 Tanner Roark, R ERA: 3.58										0	0	0	0	0	0	0						
Inning Stats	R: 0 E: 0 K: 0 S: 8	H: 0 LOB: 0 BB: 0 P: 10	R: 0 E: 0 K: 1 S: 5	H: 0 LOB: 0 BB: 0 P: 7	R: 2 E: 1 K: 0 S: 8	H: 1 LOB: 0 BB: 0 P: 10	R: 0 E: 0 K: 2 S: 8	H: 0 LOB: 0 BB: 0 P: 12	R: 0 E: 0 K: 1 S: 10	H: 1 LOB: 1 BB: 0 P: 14	R: 0 E: 0 K: 0 S: 13	H: 0 LOB: 0 BB: 1 P: 22	R: 0 E: 0 K: 1 S: 10	H: 0 LOB: 1 BB: 1 P: 19	R: 0 E: 0 K: 1 S: 7	H: 0 LOB: 0 BB: 0 P: 10	R: 0 E: 0 K: 2 S: 16	H: 1 LOB: 2 BB: 1 P: 28	1B: 1 2B: 1 3B: 0 HR: 1	SF: 0 SAC: 1 DP: 0 HBP: 0	WP: 0 PB: 0 CS: 0	PA: 33
PITCHER	IP WLS BF H R ER SO BB IBB HBP BLK WP HR S P ERA WHIP																					
19 Anibal Sánchez, R ERA: 2.16	7.0	25	2	2	0	5	1	0	0	0	0	0	0	1	62	94	0.00	0.429				
58 Dan Winkler, R ERA: 0.74	1.0	3	0	0	0	1	0	0	0	0	0	0	0	7	10	0.00	0.000					
38 Arodys Vizcaino, R ERA: 2.19	1.0	W	5	1	0	0	2	1	0	0	0	0	0	16	28	0.00	2.000					

Batter	1	2	3	4	5	6	7	8	9	AB	R	H	RBI	BB	SO	LOB	BOTTOM					
11 Ender Inciarte, L OBP: 0.304, SLG: 0.347	G4-3		G6-3			F8				4	0	0	0	0	0	0						
1 Ozzie Albies, S OBP: 0.307, SLG: 0.506	E3 22 1B		F8		L8		G4-3			4	1	0	0	0	0	0						
5 Freddie Freeman, L OBP: 0.432, SLG: 0.536	P5		2B		L8			24 CS BB		3	0	1	0	1	0	1						
22 Nick Markakis, L OBP: 0.392, SLG: 0.489			G6-3			L7		F8		4	0	1	1	0	0	2						
24 Kurt Suzuki, R OBP: 0.325, SLG: 0.462		K			K		P3		HBP	3	0	0	0	0	2	0						
17 Johan Camargo, S OBP: 0.366, SLG: 0.430			20 PB 1B		P4				G6-3	3	0	1	0	1	0	1						
20 Preston Tucker, L OBP: 0.307, SLG: 0.434						F7				3	0	1	0	1	0	1						
7 Dansby Swanson, R OBP: 0.324, SLG: 0.437		F9								3	2	2	1	1	0	2						
19 Anibal Sánchez, R										2	0	0	0	0	1	4						
27 Ryan Flaherty, L ERA: 2.28										1	0	0	0	0	0	0						
58 Dan Winkler, R										0	0	0	0	0	0	0						
38 Arodys Vizcaino, R										0	0	0	0	0	0	0						
8 Charles Culberson, R OBP: 0.299, SLG: 0.408									2H HR	1	1	1	2	0	0	0						
Inning Stats	R: 1 E: 1 K: 0 S: 4	H: 1 LOB: 1 BB: 0 P: 6	R: 0 E: 0 K: 1 S: 10	H: 1 LOB: 2 BB: 1 P: 19	R: 0 E: 0 K: 0 S: 9	H: 1 LOB: 1 BB: 0 P: 14	R: 0 E: 0 K: 2 S: 11	H: 1 LOB: 2 BB: 1 P: 16	R: 0 E: 0 K: 0 S: 9	H: 0 LOB: 0 BB: 0 P: 12	R: 0 E: 0 K: 0 S: 13	H: 0 LOB: 0 BB: 1 P: 22	R: 1 E: 0 K: 0 S: 9	H: 1 LOB: 0 BB: 0 P: 15	R: 0 E: 0 K: 0 S: 6	H: 0 LOB: 1 BB: 1 P: 16	R: 2 E: 0 K: 0 S: 7	H: 2 LOB: 0 BB: 0 P: 10	1B: 2 2B: 3 3B: 0 HR: 2	SF: 0 SAC: 0 DP: 0 HBP: 1	WP: 0 PB: 1 CS: 1	PA: 36
PITCHER	IP WLS BF H R ER SO BB IBB HBP BLK WP HR S P ERA WHIP																					
58 Jeremy Hellickson, R ERA: 2.28	0.1	2	0	1	0	0	0	0	0	0	0	0	0	4	4	0.00	0.000					
68 Jethro Rodriguez, R ERA: 3.93	4.2	19	4	0	0	3	1	1	0	0	0	0	0	13	22	0.00	1.000					
36 Sammy Solis, L ERA: 3.93	1.0	H	4	0	0	0	1	0	0	0	0	0	0	9	15	0.00	1.000					
27 Shawn Kelley, R ERA: 4.76	1.0	B	4	1	1	1	0	0	0	0	1	9	25	9.00	1.000							
21 Brandon Kintzler, R ERA: 3.58	1.0		4	0	0	0	1	0	1	0	0	6	16	0.00	1.000							
PITCHER	IP WLS BF H R ER SO BB IBB HBP BLK WP HR S P ERA WHIP																					
57 Tanner Roark, R ERA: 3.61	0.1	L	3	2	2	0	0	0	0	0	0	2	4	63	0.00	1.071						

Washington Nationals @ Atlanta Braves
SunTrust Park, Atlanta, GA
Sun Jun 03 2018, 1:36 PM - 4:23 PM EDT
Att: 33,132 - Partly Cloudy - 88 F

AB	30
R	2
H	3
RBI	2
BB	2
SO	8
LOB	11



Washington Nationals @ Atlanta Braves
SunTrust Park, Atlanta, GA
Sun Jun 03 2018, 1:36 PM - 4:23 PM EDT
Att: 33,132 - Partly Cloudy - 88 F

AB	31
R	4
H	7
RBI	4
BB	4
SO	3
LOB	11



Batter	1	2	3	4	5	6	7	8	9	AB	R	H	RBI	BB	SO	LOB	TOP					
28 Daniel Robertson, R OBP: 0.397, SLG: 0.428										4	0	0	0	0	0	3	2					
44 C.J. Cron, R OBP: 0.324, SLG: 0.459										4	0	0	0	0	1	1	0					
18 Joey Wendle, L OBP: 0.331, SLG: 0.393										4	0	1	0	0	1	1	0					
40 Wilson Ramos, R OBP: 0.339, SLG: 0.456										4	0	0	0	0	1	1	0					
5 Matt Duffy, R OBP: 0.351, SLG: 0.389										3	1	1	0	0	1	1	0					
27 Carlos Gómez, R OBP: 0.282, SLG: 0.356										3	1	1	0	0	2	0	0					
0 Mallex Smith, L OBP: 0.333, SLG: 0.348										3	0	0	0	0	2	2	0					
8 Rob Refsnyder, R OBP: 0.358, SLG: 0.338										3	0	0	0	0	0	0	0					
10 Johnny Field, R OBP: 0.289, SLG: 0.477										3	0	1	0	0	2	2	0					
24 Nathan Eovaldi, R OBP: 0.410, SLG: 0.624										1	0	0	0	0	0	1	0					
21 Christian Arroyo, R OBP: 0.312, SLG: 0.414										1	0	0	0	0	0	0	0					
62 Wilmer Font, R OBP: 0.312, SLG: 0.414										1	0	1	2	0	0	0	0					
13 Brad Miller, L OBP: 0.312, SLG: 0.414										0	0	0	0	0	0	0	0					
55 Ryne Stanek, R										0	0	0	0	0	0	0	0					
Inning Stats	R: 0 E: 0 K: 2 S: 8	H: 0 LOB: 0 BB: 0 P: 10	R: 0 E: 0 K: 2 S: 9	H: 0 LOB: 0 BB: 0 P: 11	R: 0 E: 0 K: 0 S: 8	H: 1 LOB: 1 BB: 0 P: 11	R: 0 E: 0 K: 0 S: 8	H: 1 LOB: 0 BB: 0 P: 10	R: 0 E: 0 K: 2 S: 10	H: 0 LOB: 0 BB: 0 P: 13	R: 0 E: 0 K: 3 S: 9	H: 0 LOB: 0 BB: 0 P: 9	R: 0 E: 0 K: 1 S: 10	H: 0 LOB: 0 BB: 0 P: 13	R: 2 E: 0 K: 3 S: 19	H: 3 LOB: 1 BB: 0 P: 22	R: 0 E: 0 K: 1 S: 5	H: 0 LOB: 0 BB: 0 P: 7	1B: 3 2B: 2 HR: 0	SF: 0 SAC: 0 HBP: 0	WP: 0 PB: 0 CS: 0	PA: 31
PITCHER	IP	WLS	BF	H	R	ER	SO	BB	IBB	HBP	BLK	WP	HR	S	P	ERA	WHIP					
31 Max Scherzer, R ERA: 1.95	8.0	W	28	5	2	2	13	0	0	0	0	0	0	81	99	2.25	0.625					
62 Sean Doolittle, L ERA: 1.99	1.0	S	3	0	0	0	1	0	0	0	0	0	0	5	7	0.00	0.000					

Tampa Bay Rays @ Washington Nationals
Nationals Park, Washington, DC
Tue Jun 05 2018, 7:07 PM - 9:22 PM EDT
Att: 32,165 - Cloudy - 77 F

AB	31
R	2
H	5
RBI	2
BB	0
SO	14
LOB	8



Batter	1	2	3	4	5	6	7	8	9	AB	R	H	RBI	BB	SO	LOB	BOTTOM					
7 Trea Turner, R OBP: 0.343, SLG: 0.404										4	0	0	0	0	1	2	0					
34 Bryce Harper, L OBP: 0.386, SLG: 0.514										4	0	0	0	0	2	0	0					
6 Anthony Rendon, R OBP: 0.333, SLG: 0.448										4	0	0	0	0	2	0	0					
15 Matt Adams, L OBP: 0.340, SLG: 0.574										3	1	1	1	0	1	0	0					
22 Juan Soto, L OBP: 0.431, SLG: 0.580										2	2	1	0	1	0	0	0					
3 Michael Taylor, R OBP: 0.274, SLG: 0.368										3	0	1	0	0	0	1	0					
1 Wilmer Difo, S OBP: 0.317, SLG: 0.371										3	1	1	2	0	0	1	0					
29 Pedro Severino, R OBP: 0.311, SLG: 0.272										3	0	0	0	0	1	3	0					
31 Max Scherzer, R OBP: 0.303, SLG: 0.313										3	0	0	0	0	1	2	0					
62 Sean Doolittle, L										0	0	0	0	0	0	0	0					
Inning Stats	R: 0 E: 0 K: 0 S: 11	H: 0 LOB: 0 BB: 0 P: 13	R: 2 E: 0 K: 0 S: 23	H: 3 LOB: 2 BB: 0 P: 32	R: 0 E: 0 K: 2 S: 10	H: 0 LOB: 0 BB: 0 P: 11	R: 2 E: 0 K: 1 S: 14	H: 1 LOB: 1 BB: 1 P: 19	R: 0 E: 0 K: 1 S: 8	H: 0 LOB: 0 BB: 0 P: 11	R: 0 E: 0 K: 0 S: 7	H: 0 LOB: 0 BB: 0 P: 15	R: 0 E: 0 K: 1 S: 13	H: 0 LOB: 0 BB: 0 P: 18	R: 0 E: 0 K: 3 S: 10	H: 0 LOB: 0 BB: 0 P: 15	1B: 2 2B: 0 3B: 1 HR: 1	SF: 0 SAC: 0 DP: 0 HBP: 0	WP: 1 PB: 0 SB: 0 CS: 0	PA: 30		
PITCHER	IP	WLS	BF	H	R	ER	SO	BB	IBB	HBP	BLK	WP	HR	S	P	ERA	WHIP					
24 Nathan Eovaldi, R ERA: 3.27	5.0	L	21	4	4	4	4	1	0	0	0	1	0	66	66	7.20	1.000					
62 Wilmer Font, R ERA: 9.78	2.0		6	0	0	0	1	0	0	0	0	0	0	20	33	0.00	0.000					
55 Ryne Stanek, R ERA: 3.65	1.0		3	0	0	0	3	0	0	0	0	0	0	10	15	0.00	0.000					

Tampa Bay Rays @ Washington Nationals
Nationals Park, Washington, DC
Tue Jun 05 2018, 7:07 PM - 9:22 PM EDT
Att: 32,165 - Cloudy - 77 F

AB	29
R	4
H	4
RBI	3
BB	1
SO	8
LOB	9



Batter	1	2	3	4	5	6	7	8	9	AB	R	H	RBI	BB	SO	LOB	TOP			
10 Johnny Field, R OBP: 0.280, SLG: 0.460										4	0	0	0	0	1	0	Tampa Bay Rays @ Washington Nationals Nationals Park, Washington, DC Wed Jun 06 2018, 1:06 PM - 3:55 PM EDT Att: 33,106 - Cloudy - 74 F			
44 C.J. Cron, R OBP: 0.323, SLG: 0.468										4	1	1	1	0	0	0				
18 Joey Wendle, L OBP: 0.330, SLG: 0.389										4	0	1	0	0	1	0				
40 Wilson Ramos, R OBP: 0.337, SLG: 0.448										3	0	0	0	1	0	1				
5 Matt Duffy, R OBP: 0.349, SLG: 0.391										4	0	1	0	0	1	1				
13 Brad Miller, L OBP: 0.322, SLG: 0.429										4	1	3	0	0	1	1				
27 Carlos Gómez, R OBP: 0.262, SLG: 0.354										4	0	1	1	0	0	3				
0 Mallex Smith, L OBP: 0.332, SLG: 0.343										3	0	0	0	1	2	1				
49 Jonny Venters, L										0	0	0	0	0	0	0				
48 Ryan Yarbrough, R										2	0	0	0	0	1	2				
54 Sergio Romo, R										0	0	0	0	0	0	0				
21 Christian Arroyo, R										1	0	0	0	0	1	0				
63 Diego Castillo, R										0	0	0	0	0	0	0				
46 José Alvarado, L										0	0	0	0	0	0	0				
Inning Stats	R: 0 H: 1 E: 0 K: 1 S: 10	H: 1 BB: 0 LOB: 14	R: 0 H: 1 E: 0 K: 2 S: 13	H: 1 BB: 2 LOB: 21	R: 0 H: 0 E: 0 K: 0 S: 7	H: 0 BB: 0 LOB: 0	R: 1 H: 2 E: 0 K: 0 S: 8	H: 2 BB: 0 LOB: 11	R: 1 H: 1 E: 0 K: 0 S: 10	H: 1 BB: 0 LOB: 0	R: 0 H: 0 E: 0 K: 1 S: 7	H: 0 BB: 0 LOB: 0	R: 0 H: 0 E: 0 K: 1 S: 11	H: 0 BB: 1 LOB: 21	R: 0 H: 1 E: 0 K: 1 S: 9	H: 1 BB: 0 LOB: 9	1B: 4 2B: 3 3B: 0 HR: 1	SF: 0 SAC: 0 DP: 1 HBP: 0	WP: 2 PB: 2 SB: 0 CS: 0	PA: 35
PITCHER	IP WLS BF H R ER SO BB IBB HBP BLK WP HR S P ERA WHIP																			
57 Tanner Roark, R ERA: 3.56	6.0 W 25 6 2 2 4 1 0 0 0 0 0 1 55 84 3.00 1.167																			
60 Justin Miller, R ERA:	1.0 3 0 0 0 2 0 0 0 0 0 0 0 9 12 0.00 0.000																			
51 Wander Suero, R ERA: 2.38	1.0 4 0 0 0 1 1 0 0 0 0 1 0 11 21 0.00 1.000																			
33 Matt Grace, L ERA: 4.63	1.0 3 1 0 0 1 0 0 0 0 0 0 0 9 9 0.00 1.000																			

Batter	1	2	3	4	5	6	7	8	9	AB	R	H	RBI	BB	SO	LOB	BOTTOM			
7 Trea Turner, R OBP: 0.344, SLG: 0.404										5	2	2	0	0	1	2	Tampa Bay Rays @ Washington Nationals Nationals Park, Washington, DC Wed Jun 06 2018, 1:06 PM - 3:55 PM EDT Att: 33,106 - Cloudy - 74 F			
33 Matt Grace, L										0	0	0	0	0	0	0				
34 Bryce Harper, L OBP: 0.388, SLG: 0.512										3	1	1	0	1	2	1				
51 Wander Suero, R										0	0	0	0	0	0	0				
5 Adrián Sánchez, R OBP: 0.150, SLG: 0.200										1	0	0	0	0	0	0				
6 Anthony Rendon, R OBP: 0.346, SLG: 0.472										5	4	4	3	0	0	0				
14 Mark Reynolds, R OBP: 0.361, SLG: 0.643										4	0	1	0	1	2	3				
22 Juan Soto, L OBP: 0.444, SLG: 0.593										4	2	2	1	1	0	3				
3 Michael Taylor, R OBP: 0.281, SLG: 0.378										5	2	3	3	0	0	1				
1 Wilmer Difo, S OBP: 0.316, SLG: 0.368										4	0	1	0	0	1	4				
29 Pedro Severino, R OBP: 0.309, SLG: 0.265										3	0	0	0	1	0	1				
57 Tanner Roark, R OBP: 0.154, SLG: 0.120										3	0	1	2	0	0	1				
60 Justin Miller, R										0	0	0	0	0	0	0				
8 Brian Goodwin, L OBP: 0.318, SLG: 0.257										1	0	0	0	0	1	0				
Inning Stats	R: 5 H: 4 E: 0 K: 1 S: 19	H: 3 BB: 3 LOB: 35	R: 1 H: 3 E: 0 K: 2 S: 13	H: 3 BB: 0 LOB: 19	R: 0 H: 0 E: 0 K: 0 S: 8	H: 0 BB: 0 LOB: 0	R: 0 H: 1 E: 0 K: 0 S: 8	H: 1 BB: 1 LOB: 15	R: 0 H: 1 E: 0 K: 0 S: 11	H: 1 BB: 0 LOB: 15	R: 4 H: 4 E: 0 K: 2 S: 21	H: 4 BB: 0 LOB: 31	R: 0 H: 0 E: 0 K: 2 S: 14	H: 0 BB: 0 LOB: 21	R: 1 H: 2 E: 0 K: 0 S: 15	H: 2 BB: 0 LOB: 22	1B: 11 2B: 4 3B: 0 HR: 0	SF: 0 SAC: 0 DP: 0 HBP: 0	WP: 0 PB: 1 SB: 2 CS: 0	PA: 42
PITCHER	IP WLS BF H R ER SO BB IBB HBP BLK WP HR S P ERA WHIP																			
49 Jonny Venters, L ERA: 5.06	0.1 L 27 10 5 4 3 1 1 0 0 0 0 0 66 99 6.75 2.062																			
48 Ryan Yarbrough, L ERA: 3.68	5.1 1 0 0 0 1 0 0 0 0 0 0 0 3 4 0.00 0.000																			
54 Sergio Romo, R ERA: 5.87	0.1 3 0 0 0 2 0 0 0 0 0 0 0 14 21 0.00 0.000																			
63 Diego Castillo, R ERA:	1.0 3 0 0 0 2 0 0 0 0 0 0 0 14 21 0.00 0.000																			
46 José Alvarado, L ERA: 2.73	1.0 5 2 1 0 0 0 0 0 0 0 0 0 15 22 0.00 2.000																			

AB	33
R	2
H	7
RBI	2
BB	2
SO	8
LOB	9



Batter	1	2	3	4	5	6	7	8	9	AB	R	H	RBI	BB	SO	LOB	TOP			
12 Joe Panik, L (1,4) OBP: 0.331, SLG: 0.363	G4-3		K		G4-3		G1-3			4	0	0	0	0	1	2	San Francisco Giants @ Washington Nationals Nationals Park, Washington, DC Sun Jun 10 2018, 4:07 PM - 6:57 PM EDT Att: 35,705 - Cloudy - 81 F			
28 Buster Posey, R (1,2) OBP: 0.365, SLG: 0.431	G6-3		G5-3		F9			G4-3		4	0	0	0	0	0	1				
48 Pablo Sandoval, S (1,3) OBP: 0.339, SLG: 0.445	BB			BB		P6		L9		2	1	0	0	2	0	0				
35 Brandon Crawford, L (1,6) OBP: 0.385, SLG: 0.536	BB			HR		2B		2B		4	1	4	2	0	0	0				
10 Evan Longoria, R (1,5) OBP: 0.271, SLG: 0.440	K			L8		P6		G6-3		4	0	0	0	0	1	4				
8 Hunter Pence, R (1,7) OBP: 0.247, SLG: 0.225	K		F7		K			BB		3	0	0	0	1	2	1				
51 Mac Williamson, R (1,9) 60 Hunter Strickland, R (9,1)	K			P6		BB		L9		3	0	0	0	1	1	1				
16 Austin Jackson, R (1,8) OBP: 0.322, SLG: 0.305	K				G4-3		K	G6-3		4	0	1	0	0	2	2				
45 Derek Holland, S (1,1) 41 Mark Melancon, R (6,1) 19 Allen Hanson, S (7,PH) 49 Sam Dyson, R (7,1) 56 Tony Watson, L (8,1) 22 Andrew McCutchen, R (9,PH)	K				K		P5	L8		2	0	0	0	0	2	1				
Inning Stats	R: 0 E: 0 K: 1 S: 12	H: 1 LOB: 2 BB: 1 P: 18	R: 0 E: 0 K: 3 S: 9	H: 0 LOB: 0 BB: 0 P: 11	R: 0 E: 0 K: 2 S: 8	H: 0 LOB: 0 BB: 0 P: 12	R: 2 E: 0 K: 0 S: 17	H: 1 LOB: 0 BB: 0 P: 29	R: 0 E: 0 K: 1 S: 9	H: 1 LOB: 1 BB: 0 P: 12	R: 0 E: 0 K: 1 S: 9	H: 0 LOB: 1 BB: 1 P: 19	R: 0 E: 0 K: 0 S: 5	H: 1 LOB: 1 BB: 0 P: 6	R: 0 E: 0 K: 0 S: 10	H: 0 LOB: 1 BB: 1 P: 18		1B: 1 2B: 3 3B: 0 HR: 1	SF: 0 SAC: 0 DP: 0 HBP: 0	WP: 0 PB: 0 SB: 1 CS: 0
PITCHER	IP WLS BF H R ER SO	IP WLS BF H R ER SO	IP WLS BF H R ER SO	IP WLS BF H R ER SO	IP WLS BF H R ER SO	IP WLS BF H R ER SO	IP WLS BF H R ER SO	IP WLS BF H R ER SO	IP WLS BF H R ER SO	IP WLS BF H R ER SO	IP WLS BF H R ER SO	IP WLS BF H R ER SO	IP WLS BF H R ER SO	IP WLS BF H R ER SO	IP WLS BF H R ER SO	IP WLS BF H R ER SO	ERA WHIP	ERA WHIP		
31 Max Scherzer, R (1,1) ERA: 2.0	7.0 L 28 4 2 2 9																			
33 Matt Grace, L (8,1) ERA: 3.65	0.2 3 1 0 0 0																			
27 Shawn Kelley, R (8,1) ERA: 4.26	0.1 1 0 0 0 0																			
26 Trevor Gott, R (9,1) ERA: 4.96	1.0 4 0 0 0 0																			

AB	32
R	2
H	5
RBI	2
BB	4
SO	9
LOB	14



Batter	1	2	3	4	5	6	7	8	9	AB	R	H	RBI	BB	SO	LOB	BOTTOM		
7 Trea Turner, R (1,6) OBP: 0.341, SLG: 0.393	F7		FC5-4		G6-3			F9		4	0	0	0	0	0	1	San Francisco Giants @ Washington Nationals Nationals Park, Washington, DC Sun Jun 10 2018, 4:07 PM - 6:57 PM EDT Att: 35,705 - Cloudy - 81 F		
34 Bryce Harper, L (1,9) OBP: 0.381, SLG: 0.507	G3		PO		L3		G3-1		G6-3	4	0	0	0	0	0	0			
6 Anthony Rendon, R (1,5) OBP: 0.344, SLG: 0.453	K				K		BB		G6-3	3	0	0	0	1	2	0			
14 Mark Reynolds, R (1,3) 15 Matt Adams, L (9,PH)	G5-3				K		P4		K	3	0	1	0	0	1	1			
22 Juan Soto, L (1,7) OBP: 0.432, SLG: 0.587	G5-3				G4-3				K	3	0	1	0	0	1	0			
3 Michael Taylor, R (1,8) OBP: 0.285, SLG: 0.381	G5-3						BB			2	0	1	0	1	0	2			
1 Wilmer Difo, S (1,4) OBP: 0.313, SLG: 0.359	K				L7				G4-3	3	0	0	0	0	1	3			
29 Pedro Severino, R (1,2) OBP: 0.301, SLG: 0.252	F7								K	2	0	0	0	1	1	0			
31 Max Scherzer, R (1,1) 33 Matt Grace, L (8,1) 27 Shawn Kelley, R (8,1) 5 Adrián Sanchez, R (8,PH) 26 Trevor Gott, R (9,1)	BB								G4-3	1	0	0	0	1	0	2			
Inning Stats	R: 0 E: 0 K: 1 S: 14	H: 2 LOB: 1 BB: 0 P: 21	R: 0 E: 0 K: 0 S: 9	H: 0 LOB: 0 BB: 1 P: 16	R: 0 E: 0 K: 2 S: 13	H: 0 LOB: 0 BB: 0 P: 17	R: 0 E: 0 K: 0 S: 15	H: 0 LOB: 1 BB: 1 P: 15	R: 0 E: 0 K: 1 S: 7	H: 0 LOB: 0 BB: 1 P: 12	R: 0 E: 0 K: 1 S: 8	H: 0 LOB: 0 BB: 0 P: 11	R: 0 E: 0 K: 1 S: 7	H: 0 LOB: 0 BB: 0 P: 9	1B: 3 2B: 0 3B: 0 HR: 0	SF: 0 SAC: 0 DP: 1 HBP: 0		WP: 0 PB: 0 SB: 1 CS: 1	PA: 32
PITCHER	IP WLS BF H R ER SO	IP WLS BF H R ER SO	IP WLS BF H R ER SO	IP WLS BF H R ER SO	IP WLS BF H R ER SO	IP WLS BF H R ER SO	IP WLS BF H R ER SO	IP WLS BF H R ER SO	IP WLS BF H R ER SO	IP WLS BF H R ER SO	IP WLS BF H R ER SO	IP WLS BF H R ER SO	IP WLS BF H R ER SO	IP WLS BF H R ER SO	IP WLS BF H R ER SO	IP WLS BF H R ER SO	ERA WHIP	ERA WHIP	
45 Derek Holland, L (1,1) ERA: 4.54	5.0 W 18 5 0 0 4																		
41 Mark Melancon, R (6,1) ERA: 2.25	1.0 H 4 0 0 0																		
49 Sam Dyson, R (7,1) ERA: 2.15	1.0 H 3 0 0 0																		
56 Tony Watson, L (8,1) ERA: 2.1	1.0 H 3 0 0 0																		
60 Hunter Strickland, R (9,1) ERA: 2.17	1.0 S 3 0 0 0																		




Batter	1	2	3	4	5	6	7	8	9	AB	R	H	RBI	BB	SO	LOB	TOP										
2 Adam Eaton, L (1,10) OBP: 0.375, SLG: 0.510	G6-3		F8			G5-3		G5-3		4	0	0	0	0	0	0	Washington Nationals @ Toronto Blue Jays Rogers Centre, Toronto, ON Sat Jun 16 2018, 4:08 PM - 6:41 PM EDT Att: 36,044 - Sunny - 81 F										
7 Trea Turner, R (1,6) OBP: 0.342, SLG: 0.392	G5-3		G5-3			2B		BB		3	0	1	0	1	0	0											
34 Bryce Harper, L (1,9) OBP: 0.361, SLG: 0.487	P6				P2			K		4	0	0	0	0	2	2											
6 Anthony Rendon, R (1,5) OBP: 0.341, SLG: 0.443		BB			L7			BB		2	0	0	0	2	0	0											
20 Daniel Murphy, L (1,3) OBP: 0.125, SLG: 0.067	F9				L4					4	0	0	0	0	0	2											
22 Juan Soto, L (1,7) OBP: 0.419, SLG: 0.635						G4-3		F8		4	0	0	0	0	2	2											
3 Michael Taylor, R (1,8) OBP: 0.293, SLG: 0.385						K				3	0	2	0	0	1	0											
1 Wilmer Difo, S (1,4) OBP: 0.302, SLG: 0.344	F9					P2		G3		3	0	0	0	0	0	4											
29 Pedro Severino, R (1,2) OBP: 0.294, SLG: 0.248					L5			B1		3	0	0	0	0	1	0											
Inning Stats	R: 0 E: 0 K: 0 S: 8	H: 0 LOB: 0 BB: 0 P: 11	R: 0 E: 0 K: 1 S: 13	H: 1 LOB: 2 BB: 1 P: 19	R: 0 E: 0 K: 0 S: 12	H: 0 LOB: 0 BB: 0 P: 17	R: 0 E: 0 K: 0 S: 7	H: 0 LOB: 0 BB: 0 P: 9	R: 0 E: 0 K: 1 S: 11	H: 0 LOB: 0 BB: 0 P: 14	R: 0 E: 0 K: 2 S: 10	H: 1 LOB: 1 BB: 0 P: 15	R: 0 E: 0 K: 0 S: 17	H: 1 LOB: 2 BB: 1 P: 26	R: 0 E: 0 K: 1 S: 8	H: 0 LOB: 1 BB: 1 P: 15		R: 0 E: 0 K: 1 S: 9	H: 0 LOB: 0 BB: 0 P: 14	1B: 2 2B: 1 3B: 0 HR: 0	SF: 0 SAC: 0 DP: 0 HBP: 0	WP: 0 PB: 0 CS: 0	PA: 33				
PITCHER	IP	WLS	BF	H	R	ER	SO	BB	IBB	HBP	BLK	WP	HR	S	P	ERA	WHIP										
25 Marco Estrada, R (1,1) ERA: 4.66	6.2	W	25	3	0	0	4	2	0	0	0	0	0	76	109	0.00	0.750										
24 Danny Barnes, R (7,1) ERA: 3.67	0.2	H	2	0	0	0	0	0	0	0	0	0	0	3	3	0.00	0.000										
62 Aaron Loup, L (8,1) ERA: 3.96	0.2	H	3	0	0	0	1	1	0	0	0	0	0	7	14	0.00	1.500										
36 Tyler Clippard, R (9,1) ERA: 3.24	1.0	S	3	0	0	0	1	0	0	0	0	0	0	9	14	0.00	0.000										

Batter	1	2	3	4	5	6	7	8	9	AB	R	H	RBI	BB	SO	LOB	BOTTOM										
18 Curtis Granderson, L (1,9) OBP: 0.370, SLG: 0.438	K									4	0	1	0	0	2	0	Washington Nationals @ Toronto Blue Jays Rogers Centre, Toronto, ON Sat Jun 16 2018, 4:08 PM - 6:41 PM EDT Att: 36,044 - Sunny - 81 F										
15 Randal Grichuk, R (9,9) OBP: 0.252, SLG: 0.359										0	0	0	0	0	0	0											
14 Justin Smoak, S (1,3) OBP: 0.359, SLG: 0.413	G2-3									4	0	0	0	0	2	2											
26 Yangervis Solarte, S (1,5) OBP: 0.310, SLG: 0.470	G3									4	0	0	0	0	0	0											
37 Teoscar Hernández, R (1,7) OBP: 0.309, SLG: 0.532										2	0	0	0	1	2	0											
8 Kendrys Morales, S (1,10) OBP: 0.280, SLG: 0.360										3	0	1	0	0	1	1											
11 Kevin Pillar, R (1,8) OBP: 0.287, SLG: 0.422										3	0	0	0	0	3	2											
1 Aledmys Díaz, R (1,6) OBP: 0.273, SLG: 0.387										3	0	0	0	0	1	0											
21 Luke Maile, R (1,2) OBP: 0.342, SLG: 0.404										2	1	0	0	0	1	0											
29 Devon Travis, R (1,4) OBP: 0.283, SLG: 0.381										3	1	2	2	0	1	0											
Inning Stats	R: 0 E: 0 K: 1 S: 9	H: 0 LOB: 0 BB: 0 P: 11	R: 0 E: 0 K: 3 S: 9	H: 0 LOB: 0 BB: 0 P: 14	R: 0 E: 0 K: 2 S: 15	H: 2 LOB: 2 BB: 0 P: 20	R: 0 E: 0 K: 1 S: 11	H: 0 LOB: 1 BB: 1 P: 19	R: 2 E: 0 K: 1 S: 16	H: 1 LOB: 0 BB: 0 P: 23	R: 0 E: 0 K: 2 S: 15	H: 1 LOB: 1 BB: 0 P: 21	R: 0 E: 0 K: 2 S: 11	H: 0 LOB: 0 BB: 0 P: 14	R: 0 E: 0 K: 1 S: 6	H: 0 LOB: 0 BB: 0 P: 9	1B: 3 2B: 0 3B: 0 HR: 1	SF: 0 SAC: 0 DP: 0 HBP: 1	WP: 0 PB: 0 CS: 0	PA: 30							
PITCHER	IP	WLS	BF	H	R	ER	SO	BB	IBB	HBP	BLK	WP	HR	S	P	ERA	WHIP										
31 Max Scherzer, R (1,1) ERA: 2.06	6.0	L	24	4	2	2	10	1	0	1	0	0	0	75	108	3.00	0.833										
51 Wander Suero, R (7,1) ERA: 3.31	2.0		6	0	0	0	3	0	0	0	0	0	0	17	23	0.00	0.000										

AB	30
R	0
H	3
RBI	0
BB	3
SO	6
LOB	10



AB	28
R	2
H	4
RBI	2
SO	13
LOB	5




livebaseballscorecards.com

livebaseballscorecards.com

Batter	1	2	3	4	5	6	7	8	9	AB	R	H	RBI	BB	SO	LOB	TOP					
7 Trea Turner, R OBP: 0.340, SLG: 0.388										5	0	1	0	0	2	4						
34 Bryce Harper, L OBP: 0.355, SLG: 0.477										5	0	0	0	0	2	3						
6 Anthony Rendon, R OBP: 0.343, SLG: 0.447										5	1	2	0	0	2	0						
20 Daniel Murphy, L OBP: 0.143, SLG: 0.100										5	0	1	1	0	1	1						
22 Juan Soto, L OBP: 0.407, SLG: 0.608										5	1	1	0	0	2	0						
3 Michael Taylor, R OBP: 0.301, SLG: 0.391										4	2	3	0	0	1	1						
8 Brian Goodwin, L OBP: 0.314, SLG: 0.286										4	1	2	2	0	0	2						
1 Wilmer Difo, S OBP: 0.306, SLG: 0.347										4	1	2	1	0	2	2						
64 Spencer Kieboom, R (1,2) OBP: 0.267, SLG: 0.222										0	0	0	0	2	0	0						
2 Adam Eaton, L (6,PH) OBP: 0.398, SLG: 0.519										1	0	1	1	0	0	0						
29 Pedro Severino, R (6,2) OBP: 0.299, SLG: 0.248										0	0	0	0	1	0	0						
Inning Stats	R: 0 E: 0 K: 2 S: 9	H: 1 LOB: 1 BB: 0 P: 9	R: 2 E: 1 K: 2 S: 17	H: 2 LOB: 1 BB: 1 P: 28	R: 1 E: 0 K: 1 S: 11	H: 2 LOB: 0 BB: 0 P: 17	R: 0 E: 0 K: 1 S: 13	H: 1 LOB: 2 BB: 1 P: 23	R: 0 E: 0 K: 1 S: 7	H: 0 LOB: 0 BB: 0 P: 14	R: 2 E: 0 K: 0 S: 12	H: 4 LOB: 1 BB: 0 P: 17	R: 0 E: 0 K: 1 S: 6	H: 0 LOB: 0 BB: 0 P: 8	R: 1 E: 0 K: 2 S: 20	H: 3 LOB: 3 BB: 1 P: 34	R: 0 E: 0 K: 2 S: 8	H: 0 LOB: 0 BB: 0 P: 11	1B: 11 2B: 2 3B: 0 HR: 0	SF: 0 SAC: 0 DP: 0 HBP: 0	WP: 1 PA: 41	
PITCHER	IP WLS BF H R ER SO BB IBB HBP BLK WP HR S P ERA WHIP	4.0 19 6 3 2 6 2 0 0 0 0 0 0 50 77 4.50 2.000	5.1 7 3 2 2 1 0 0 0 0 0 0 0 16 26 13.50 2.250	6.1 2 1 0 0 0 0 0 0 0 0 0 0 3 5 0.00 1.500	7.1 3 0 0 0 1 0 0 0 0 0 0 0 6 8 0.00 0.000	8.1 4 2 1 1 2 0 0 0 0 1 0 15 25 13.50 3.000	1.1 W 6 1 0 0 2 1 0 0 0 0 0 0 13 20 0.00 1.500	1.1 W 6 1 0 0 2 1 0 0 0 0 0 0 13 20 0.00 1.500														

Washington Nationals @ Toronto Blue Jays
Rogers Centre, Toronto, ON
Sun Jun 17 2018, 1:09 PM - 4:40 PM EDT
Att: 35,146 - Sunny - 79 F

AB 38
R 6
H 13
RBI 5
BB 3
SO 12
LOB 13



Batter	1	2	3	4	5	6	7	8	9	AB	R	H	RBI	BB	SO	LOB	BOTTOM			
18 Curtis Granderson, L (1,10) OBP: 0.364, SLG: 0.430										3	1	0	0	0	0	1				
14 Justin Smoak, S (6,PH) OBP: 0.359, SLG: 0.410										2	0	0	0	0	1	1				
37 Teoscar Hernández, R (1,7) OBP: 0.319, SLG: 0.550										4	1	3	1	0	0	0				
26 Yangervis Solarte, S (1,5) OBP: 0.312, SLG: 0.480										5	2	2	1	0	1	4				
8 Kendrys Morales, S (1,3) OBP: 0.284, SLG: 0.362										5	1	2	1	0	2	2				
52 Ryan Tepera, R (9,1) ERA: 4.01										0	0	0	0	0	0	0				
11 Kevin Pillar, R (1,8) OBP: 0.289, SLG: 0.425										5	1	2	1	0	0	2				
55 Russell Martin, R (1,2) OBP: 0.313, SLG: 0.304										3	0	0	0	1	0	1				
15 Randal Grichuk, R (1,9) OBP: 0.276, SLG: 0.429										3	2	3	4	1	0	0				
1 Aledmys Díaz, R (1,6) OBP: 0.272, SLG: 0.390										4	0	1	0	0	0	4				
29 Devon Travis, R (1,4) OBP: 0.290, SLG: 0.393										4	0	2	0	0	0	2				
Inning Stats	R: 0 E: 0 K: 2 S: 16	H: 1 LOB: 1 BB: 0 P: 23	R: 1 E: 0 K: 0 S: 12	H: 2 LOB: 1 BB: 0 P: 16	R: 2 E: 0 K: 0 S: 19	H: 3 LOB: 3 BB: 2 P: 38	R: 1 E: 0 K: 0 S: 14	H: 2 LOB: 2 BB: 0 P: 20	R: 1 E: 0 K: 0 S: 12	H: 2 LOB: 1 BB: 0 P: 16	R: 0 E: 0 K: 0 S: 6	H: 1 LOB: 0 BB: 0 P: 10	R: 1 E: 0 K: 0 S: 15	H: 2 LOB: 1 BB: 0 P: 23	R: 2 E: 0 K: 2 S: 17	H: 2 LOB: 0 BB: 0 P: 24	1B: 8 2B: 3 3B: 0 HR: 4	SF: 0 SAC: 0 DP: 1 HBP: 1	WP: 0 PA: 41	
PITCHER	IP WLS BF H R ER SO BB IBB HBP BLK WP HR S P ERA WHIP	4.0 23 4 2 1 4 2 0 0 0 0 0 1 10 14 13.50 3.000	5.1 7 3 2 2 1 0 0 0 0 0 0 0 16 26 9.00 2.500	6.1 2 1 0 0 0 0 0 0 0 0 0 0 3 5 0.00 1.500	7.1 3 0 0 0 1 0 0 0 0 0 0 0 6 8 0.00 0.000	8.1 4 2 1 1 2 0 0 0 0 1 0 15 25 18.00 2.000	1.1 W 6 1 0 0 2 1 0 0 0 0 0 0 13 20 0.00 1.500	1.1 W 6 1 0 0 2 1 0 0 0 0 0 0 13 20 0.00 1.500												

Washington Nationals @ Toronto Blue Jays
Rogers Centre, Toronto, ON
Sun Jun 17 2018, 1:09 PM - 4:40 PM EDT
Att: 35,146 - Sunny - 79 F

AB 38
R 8
H 15
RBI 8
BB 2
SO 4
LOB 17



Batter	1	2	3	4	5	6	7	8	9	AB	R	H	RBI	BB	SO	LOB	TOP								
31 Aaron Hicks, S OBP: 0.341, SLG: 0.455										5	2	2	2	0	1	2									
99 Aaron Judge, R OBP: 0.395, SLG: 0.558										3	0	0	0	2	2	1									
18 Didi Gregorius, L OBP: 0.331, SLG: 0.490										5	0	1	0	0	0	4									
27 Giancarlo Stanton, R OBP: 0.326, SLG: 0.485										5	0	4	2	0	1	0									
25 Gleyber Torres, R OBP: 0.342, SLG: 0.550										4	0	1	0	1	0	3									
33 Greg Bird, L OBP: 0.303, SLG: 0.471										2	0	0	0	2	0	3									
41 Miguel Andujar, R OBP: 0.361, SLG: 0.507										4	0	0	0	0	1	3									
28 Austin Romine, R OBP: 0.393, SLG: 0.554										4	0	1	0	0	0	2									
55 Sonny Gray, R										2	1	0	0	0	0	1									
56 Jonathan Holder, R										0	0	0	0	0	0	0									
77 Clint Frazier, R										0	0	0	0	0	0	0									
30 David Robertson, R										0	0	0	0	0	0	0									
14 Neil Walker, S										0	0	0	0	0	0	0									
68 Dellin Betances, R										0	0	0	0	0	0	0									
54 Aroldis Chapman, L										0	0	0	0	0	0	0									
Inning Stats	R: 1 E: 0 K: 1 S: 12	H: 2 LOB: 1 BB: 0 P: 19	R: 0 E: 0 K: 0 S: 7	H: 0 LOB: 0 BB: 0 P: 12	R: 0 E: 0 K: 0 S: 8	H: 0 LOB: 1 BB: 1 P: 16	R: 0 E: 0 K: 1 S: 9	H: 1 LOB: 1 BB: 1 P: 17	R: 2 E: 0 K: 1 S: 15	H: 3 LOB: 0 BB: 0 P: 26	R: 0 E: 0 K: 1 S: 7	H: 1 LOB: 2 BB: 1 P: 16	R: 1 E: 1 K: 1 S: 9	H: 1 LOB: 3 BB: 2 P: 19	R: 0 E: 0 K: 0 S: 10	H: 0 LOB: 1 BB: 1 P: 21	R: 0 E: 0 K: 0 S: 9	H: 1 LOB: 0 BB: 0 P: 14	1B: 6 2B: 2 3B: 0 HR: 1	SF: 0 SAC: 0 DP: 1 HBP: 1	WP: 0 PB: 0 CS: 1	PA: 42			
PITCHER	IP: 5.1 WLS: L BF: 23 ERA: 5.63	IP: 0.0 WLS: 1 BF: 0 ERA: 3.63	IP: 1.0 WLS: 0 BF: 1 ERA: 3.28	IP: 0.2 WLS: 0 BF: 0 ERA: 4.11	IP: 1.0 WLS: 0 BF: 4 ERA: 3.38	IP: 1.0 WLS: 0 BF: 4 ERA: 3.38	IP: 1.0 WLS: 0 BF: 4 ERA: 3.38	IP: 1.0 WLS: 0 BF: 4 ERA: 3.38	IP: 1.0 WLS: 0 BF: 4 ERA: 3.38	IP: 1.0 WLS: 0 BF: 4 ERA: 3.38	IP: 1.0 WLS: 0 BF: 4 ERA: 3.38	IP: 1.0 WLS: 0 BF: 4 ERA: 3.38	IP: 1.0 WLS: 0 BF: 4 ERA: 3.38	IP: 1.0 WLS: 0 BF: 4 ERA: 3.38	IP: 1.0 WLS: 0 BF: 4 ERA: 3.38	IP: 1.0 WLS: 0 BF: 4 ERA: 3.38	IP: 1.0 WLS: 0 BF: 4 ERA: 3.38	IP: 1.0 WLS: 0 BF: 4 ERA: 3.38	IP: 1.0 WLS: 0 BF: 4 ERA: 3.38	IP: 1.0 WLS: 0 BF: 4 ERA: 3.38	IP: 1.0 WLS: 0 BF: 4 ERA: 3.38	IP: 1.0 WLS: 0 BF: 4 ERA: 3.38	IP: 1.0 WLS: 0 BF: 4 ERA: 3.38	IP: 1.0 WLS: 0 BF: 4 ERA: 3.38	IP: 1.0 WLS: 0 BF: 4 ERA: 3.38


New York Yankees @ Washington Nationals
 Nationals Park, Washington, DC
 Mon Jun 18 2018, 6:47 PM - 10:12 PM EDT
 Att: 42,723 - Partly Cloudy - 88 F


AB 34
 R 4
 H 9
 RBI 4
 BB 6
 SO 5
 LOB 19

Batter	1	2	3	4	5	6	7	8	9	AB	R	H	RBI	BB	SO	LOB	BOTTOM								
2 Adam Eaton, L OBP: 0.387, SLG: 0.509										5	0	2	0	0	2	2									
7 Trea Turner, R OBP: 0.341, SLG: 0.384										3	0	0	0	1	1	3									
34 Bryce Harper, L OBP: 0.351, SLG: 0.469										4	0	0	0	0	1	4									
6 Anthony Rendon, R OBP: 0.350, SLG: 0.455											3	2	2	0	1	1	0								
22 Juan Soto, L OBP: 0.411, SLG: 0.602											4	0	2	0	0	1	1								
14 Mark Reynolds, R OBP: 0.321, SLG: 0.535											3	0	0	2	0	2	3								
1 Wilmer Difo, S											2	0	0	0	0	1	1								
20 Daniel Murphy, L OBP: 0.174, SLG: 0.182											2	0	1	0	0	1	2								
29 Pedro Severino, R OBP: 0.291, SLG: 0.241											4	0	0	0	0	2	4								
23 Erick Fedde, R										2	0	0	0	0	0	2	0								
55 Sonny Gray, R										0	0	0	0	0	0	0									
56 Jonathan Holder, R										0	0	0	0	0	0	0									
30 David Robertson, R										0	0	0	0	0	0	0									
68 Dellin Betances, R										0	0	0	0	0	0	0									
8 Brian Gooden, L										0	0	0	0	0	0	0									
27 Shawn Kelley, R										0	0	0	0	0	0	0									
33 Matt Grace, L										0	0	0	0	0	0	0									
3 Michael Taylor, R										0	0	0	0	0	0	0									
Inning Stats	R: 0 E: 0 K: 2 S: 9	H: 0 LOB: 0 BB: 0 P: 13	R: 1 E: 0 K: 1 S: 13	H: 2 LOB: 1 BB: 0 P: 19	R: 0 E: 0 K: 1 S: 10	H: 1 LOB: 1 BB: 0 P: 11	R: 1 E: 0 K: 1 S: 14	H: 1 LOB: 0 BB: 0 P: 20	R: 0 E: 0 K: 2 S: 11	H: 1 LOB: 2 BB: 0 P: 14	R: 0 E: 0 K: 2 S: 19	H: 1 LOB: 1 BB: 1 P: 29	R: 0 E: 0 K: 1 S: 9	H: 0 LOB: 1 BB: 1 P: 16	R: 0 E: 0 K: 3 S: 10	H: 0 LOB: 0 BB: 0 P: 15	R: 0 E: 0 K: 2 S: 13	H: 1 LOB: 2 BB: 1 P: 25	1B: 5 2B: 2 3B: 0 HR: 0	SF: 0 SAC: 0 DP: 0 HBP: 1	WP: 1 PB: 0 SB: 0 CS: 0	PA: 38			
PITCHER	IP: 5.0 WLS: W BF: 23 ERA: 4.89	IP: 1.0 WLS: H BF: 3 ERA: 2.19	IP: 1.0 WLS: H BF: 4 ERA: 3.58	IP: 1.0 WLS: H BF: 3 ERA: 3.09	IP: 1.0 WLS: S BF: 5 ERA: 1.14	IP: 1.0 WLS: H BF: 2 ERA: 4.89	IP: 1.0 WLS: H BF: 3 ERA: 3.58	IP: 1.0 WLS: H BF: 3 ERA: 3.09	IP: 1.0 WLS: S BF: 5 ERA: 1.14	IP: 1.0 WLS: H BF: 2 ERA: 4.89	IP: 1.0 WLS: H BF: 3 ERA: 2.19	IP: 1.0 WLS: H BF: 4 ERA: 3.58	IP: 1.0 WLS: H BF: 3 ERA: 3.09	IP: 1.0 WLS: S BF: 5 ERA: 1.14	IP: 1.0 WLS: H BF: 2 ERA: 4.89	IP: 1.0 WLS: H BF: 3 ERA: 2.19	IP: 1.0 WLS: H BF: 4 ERA: 3.58	IP: 1.0 WLS: H BF: 3 ERA: 3.09	IP: 1.0 WLS: S BF: 5 ERA: 1.14	IP: 1.0 WLS: H BF: 2 ERA: 4.89	IP: 1.0 WLS: H BF: 3 ERA: 2.19	IP: 1.0 WLS: H BF: 4 ERA: 3.58	IP: 1.0 WLS: H BF: 3 ERA: 3.09	IP: 1.0 WLS: S BF: 5 ERA: 1.14	IP: 1.0 WLS: H BF: 2 ERA: 4.89

New York Yankees @ Washington Nationals
 Nationals Park, Washington, DC
 Mon Jun 18 2018, 6:47 PM - 10:12 PM EDT
 Att: 42,723 - Partly Cloudy - 88 F

AB 33
 R 2
 H 7
 RBI 2
 BB 3
 SO 15
 LOB 20

Batter	1	2	3	4	5	6	7	8	9	AB	R	H	RBI	BB	SO	LOB	TOP																
29 Jace Peterson, L (1,9) OBP: 0.326, SLG: 0.336	G4-3		1-H HR		13 G4-6-3 10 HBP BB	CS	F8		F7	3	1	2	1	0	0	0	<p>Baltimore Orioles @ Washington Nationals Nationals Park, Washington, DC Tue Jun 19 2018, 7:08 PM - 10:06 PM EDT Att: 33,391 - Partly Cloudy - 83 F</p> <p>livebaseballscorecards.com</p> <p>AB 32 R 7 H 7 RBI 6 BB 5 SO 6 LOB 14</p> 																
14 Craig Gentry, R (9,PH) OBP: 0.303, SLG: 0.286									F8	3	0	1	0	1	1	0																	
10 Adam Jones, R (1,8) OBP: 0.318, SLG: 0.456																																	
13 Manny Machado, R (1,6) OBP: 0.373, SLG: 0.559	F9		G6-3		G4-6-3		F9			4	0	0	0	0	0	4																	
45 Mark Trumbo, R (1,3) OBP: 0.318, SLG: 0.415										4	1	1	0	0	2	3																	
66 Tanner Scott, R (7,1)	K									0	0	0	0	0	0	0																	
43 Mike Wright Jr., R (7,1)										0	0	0	0	0	0	0																	
6 Jonathan Schoop, R (1,4) OBP: 0.261, SLG: 0.372	G5-3								P4	4	0	1	0	0	1	1																	
2 Danny Valencia, R (1,5) OBP: 0.347, SLG: 0.453										3	1	0	0	1	2	1																	
16 Trey Mancini, R (1,7) OBP: 0.296, SLG: 0.367										4	1	1	2	0	0	2																	
36 Caleb Joseph, R (1,2) OBP: 0.217, SLG: 0.338										3	0	1	0	1	0	0																	
41 David Hess, R (1,1)										1	2	0	0	1	0	1																	
50 Miguel Castro, R (5,1)										0	0	0	0	0	0	0																	
51 Corban Joseph, L (6,PH) OBP: 0.200, SLG: 0.111										1	0	0	1	0	0	2																	
60 Mychal Givens, R (6,1)										0	0	0	0	0	0	0																	
23 Joey Rickard, R (7,7) OBP: 0.271, SLG: 0.410										1	1	1	1	0	0	0																	
Inning Stats	R: 0 E: 0 K: 1 S: 16	H: 0 LOB: 1 P: 24	R: 0 E: 0 K: 1 S: 10	H: 0 LOB: 0 BB: 0 P: 17	R: 2 E: 0 K: 1 S: 10	H: 2 LOB: 0 BB: 0 P: 12	R: 2 E: 0 K: 2 S: 16	H: 2 LOB: 0 BB: 0 P: 25	R: 1 E: 0 K: 1 S: 8	H: 0 LOB: 1 BB: 2 P: 18	R: 1 E: 0 K: 0 S: 7	H: 1 LOB: 1 BB: 2 P: 17	R: 0 E: 0 K: 0 S: 5	H: 0 LOB: 0 BB: 0 P: 6	R: 1 E: 0 K: 0 S: 8	H: 1 LOB: 0 BB: 0 P: 13	1B: 2 2B: 1 3B: 1 HR: 3	SF: 0 SAC: 0 DP: 1 HBP: 1	WP: 0 PB: 0 SB: 0 CS: 1	PA: 39													
PITCHER	IP WLS BF H R ER SO BB IBB HBP BLK WP HR S P ERA WHIP																																
68 Jeffrey Rodriguez, R (1,1) ERA: 4.66	5.0	22	4	5	5	6	3	0	1	0	0	0	2	60	96	9.00	1.400																
60 Justin Miller, R (6,1) ERA: 1.54	2.0	9	2	1	1	0	2	0	0	0	0	0	0	13	26	4.50	2.000																
40 Kelvin Herrera, R (8,1) ERA: 1.01	1.0	3	0	0	0	0	0	0	0	0	0	0	0	5	6	0.00	0.000																
62 Sean Doolittle, L (9,1) ERA: 1.71	1.0	4	1	1	1	0	0	0	0	0	0	1	8	13	9.00	1.000																	

Batter	1	2	3	4	5	6	7	8	9	AB	R	H	RBI	BB	SO	LOB	BOTTOM																
2 Adam Eaton, L (1,9) OBP: 0.403, SLG: 0.508	F9									4	2	2	2	1	0	0	<p>Baltimore Orioles @ Washington Nationals Nationals Park, Washington, DC Tue Jun 19 2018, 7:08 PM - 10:06 PM EDT Att: 33,391 - Partly Cloudy - 83 F</p> <p>livebaseballscorecards.com</p> <p>AB 35 R 9 H 14 RBI 9 BB 5 SO 4 LOB 14</p> 																
22 Juan Soto, L (1,7) OBP: 0.420, SLG: 0.593										3	1	1	0	2	0	1																	
6 Anthony Rendon, R (1,5) OBP: 0.351, SLG: 0.462										4	1	2	3	0	1	0																	
34 Bryce Harper, L (1,8) OBP: 0.352, SLG: 0.470										4	0	1	1	1	0	1																	
20 Daniel Murphy, L (1,3) OBP: 0.324, SLG: 0.436										3	0	0	0	0	0	2																	
60 Justin Miller, R (6,1) ERA: 1.54										0	0	0	0	0	0	0																	
3 Michael Taylor, R (7,PH) OBP: 0.296, SLG: 0.396										1	1	1	1	0	0	0																	
40 Kelvin Herrera, R (8,1) ERA: 1.01										0	0	0	0	0	0	0																	
29 Pedro Severino, R (8,PH) OBP: 0.286, SLG: 0.326										1	0	0	0	0	0	3																	
62 Sean Doolittle, L (9,1) ERA: 1.71										0	0	0	0	0	0	0																	
7 Trea Turner, R (1,6) OBP: 0.346, SLG: 0.407										4	2	4	1	0	0	0																	
1 Wilmer Difo, S (1,4) OBP: 0.307, SLG: 0.346										4	1	2	1	0	1	1																	
64 Spencer Kieboom, R (1,2) OBP: 0.294, SLG: 0.233										3	1	1	0	1	0	2																	
68 Jeffrey Rodriguez, R (1,1) ERA: 4.66										1	0	0	0	0	0	0																	
8 Brian Goodwin, L (5,PH) OBP: 0.302, SLG: 0.273										1	0	0	0	0	0	3																	
14 Mark Reynolds, R (6,3) OBP: 0.313, SLG: 0.521										2	0	0	0	0	2	1																	
Inning Stats	R: 0 E: 0 K: 0 S: 8	H: 0 LOB: 0 BB: 0 P: 13	R: 1 E: 0 K: 1 S: 11	H: 1 LOB: 0 BB: 0 P: 14	R: 0 E: 0 K: 0 S: 8	H: 0 LOB: 1 BB: 1 P: 15	R: 0 E: 0 K: 1 S: 5	H: 0 LOB: 0 BB: 0 P: 7	R: 4 E: 0 K: 0 S: 18	H: 4 LOB: 2 BB: 2 P: 36	R: 0 E: 0 K: 1 S: 14	H: 2 LOB: 1 BB: 0 P: 21	R: 4 E: 0 K: 0 S: 13	H: 6 LOB: 1 BB: 0 P: 21	R: 0 E: 0 K: 1 S: 9	H: 1 LOB: 3 BB: 2 P: 22	1B: 10 2B: 4 3B: 0 HR: 1	SF: 1 SAC: 0 DP: 1 HBP: 0	WP: 0 PB: 0 SB: 0 CS: 1	PA: 41													
PITCHER	IP WLS BF H R ER SO BB IBB HBP BLK WP HR S P ERA WHIP																																
41 David Hess, R (1,1) ERA: 4.82	4.2	22	5	5	5	2	3	0	0	0	0	0	0	3	5	0.00	0.000																
50 Miguel Castro, R (5,1) ERA: 2.51	0.1	1	0	0	0	0	0	0	0	0	0	0	0	3	5	0.00	0.000																
60 Mychal Givens, R (6,1) ERA: 3.93	1.0	4	2	0	0	1	0	0	0	0	0	0	0	14	21	0.00	2.000																
66 Tanner Scott, L (7,1) ERA: 6.11	0.1	4	3	3	3	0	0	0	0	0	0	0	0	8	12	81.00	9.000																
43 Mike Wright Jr., R (7,1) ERA: 6.08	1.2	10	4	1	1	1	1	1	0	0	0	0	0	14	31	5.40	3.000																

Batter	1	2	3	4	5	6	7	8	9	AB	R	H	RBI	BB	SO	LOB	TOP			
16 Trey Mancini, R OBP: 0.292, SLG: 0.362	(1,7) K2-3		(1,0) G5-3		(2,3) K			(1,1) G6-3		4	0	0	0	0	2	0	<p>Baltimore Orioles @ Washington Nationals Nationals Park, Washington, DC Wed Jun 20 2018, 7:07 PM - 12:24 AM EDT Att: 32,153 - Partly Cloudy - 82 F</p>			
53 Zack Britton, L 12 Stevie Wilkerson, S										0	0	0	0	0	0	0				
10 Adam Jones, R OBP: 0.320, SLG: 0.460	(1,8) G1-3									4	1	2	0	0	1	0				
13 Manny Machado, R OBP: 0.371, SLG: 0.554	(1,6) G1-3									4	0	1	0	0	0	2				
2 Danny Valencia, R OBP: 0.351, SLG: 0.464	(8,3) FC5-4									3	0	2	1	0	0	1				
6 Jonathan Schoop, R OBP: 0.261, SLG: 0.370										4	1	1	0	0	1	2				
45 Mark Trumbo, R OBP: 0.318, SLG: 0.434										3	1	1	2	0	1	1				
56 Darren O'Day, R										0	0	0	0	0	0	0				
29 Jace Peterson, L OBP: 0.323, SLG: 0.333										1	0	0	0	0	0	1				
35 Brad Brach, R										0	0	0	0	0	0	0				
36 Caleb Joseph, R OBP: 0.207, SLG: 0.321	(1,2) G4-3									4	0	0	0	0	0	2				
14 Craig Gentry, R OBP: 0.304, SLG: 0.304	(1,9) G1-3									3	0	1	0	0	1	0				
54 Andrew Cashner, R (1,1)										2	0	0	0	0	1	0				
50 Miguel Castro, R (5,1)										0	0	0	0	0	0	0				
23 Joey Rickard, R (7,PH) OBP: 0.267, SLG: 0.405										1	0	0	0	0	1	1				
Inning Stats	R: 0 E: 0 K: 1 S: 9	H: 1 LOB: 1 BB: 0 P: 13	R: 2 E: 0 K: 0 S: 10	H: 2 LOB: 0 BB: 0 P: 13	R: 0 E: 0 K: 0 S: 4	H: 1 LOB: 1 BB: 0 P: 8	R: 0 E: 0 K: 1 S: 8	H: 0 LOB: 0 BB: 0 P: 15	R: 1 E: 0 K: 1 S: 12	H: 1 LOB: 0 BB: 0 P: 15	R: 0 E: 0 K: 1 S: 11	H: 1 LOB: 1 BB: 0 P: 17	R: 0 E: 0 K: 1 S: 7	H: 0 LOB: 0 BB: 0 P: 8	R: 0 E: 0 K: 0 S: 8	H: 1 LOB: 1 BB: 0 P: 12	1B: 4 2B: 2 HR: 1	SF: 1 SAC: 0 HBP: 0	WP: 0 PB: 0 CS: 1	PA: 34
PITCHER	IP WLS BF H R ER SO BB IBB HBP BLK WP HR S P ERA WHIP																			
47 Gio González, L (1,1) ERA: 3.08	4.0 L 16 5 2 2 2 0 0 0 0 0 0 1 31 49 4.50 1.250																			
27 Shawn Kelley, R (5,1) ERA: 4.15	2.0 7 1 1 1 4 0 0 0 0 0 0 0 24 30 4.50 0.500																			
33 Matt Grace, L (7,1) ERA: 3.0	2.0 7 1 0 0 2 0 0 0 0 0 0 0 18 25 0.00 0.500																			
55 Tim Collins, L (9,1) ERA:	1.0 4 1 0 0 0 0 0 0 0 0 0 0 8 12 0.00 1.000																			

Batter	1	2	3	4	5	6	7	8	9	AB	R	H	RBI	BB	SO	LOB	BOTTOM					
2 Adam Eaton, L OBP: 0.394, SLG: 0.484	(1,9) G3									3	0	0	0	1	1	0	<p>Baltimore Orioles @ Washington Nationals Nationals Park, Washington, DC Wed Jun 20 2018, 7:07 PM - 12:24 AM EDT Att: 32,153 - Partly Cloudy - 82 F</p>					
22 Juan Soto, L OBP: 0.423, SLG: 0.596	(1,7) G4-3									3	0	1	0	1	1	1						
6 Anthony Rendon, R OBP: 0.358, SLG: 0.470	(1,5) G3-6									3	0	2	0	1	0	1						
34 Bryce Harper, L OBP: 0.347, SLG: 0.462	(1,8) G3-6									4	0	0	0	0	0	5						
20 Daniel Murphy, L OBP: 0.138, SLG: 0.143										3	0	0	0	0	0	3						
33 Matt Grace, L (7,1)										0	0	0	0	0	0	0						
55 Tim Collins, L (9,1)										0	0	0	0	0	0	0						
3 Michael Taylor, R (9,PH) OBP: 0.309, SLG: 0.396										1	0	1	0	0	0	0						
7 Trea Turner, R OBP: 0.346, SLG: 0.405										4	0	1	0	0	1	0						
1 Wilmer Difo, S OBP: 0.301, SLG: 0.340										4	0	0	0	0	0	3						
29 Pedro Severino, R OBP: 0.284, SLG: 0.234										3	0	0	0	0	2	1						
8 Brian Gooden, L (9,PH) OBP: 0.315, SLG: 0.273										0	0	0	0	1	0	0						
47 Gio González, R (1,1) OBP: 0.040, SLG: 0.040										1	0	0	0	0	1	0						
27 Shawn Kelley, R (5,1)										1	0	0	0	0	1	1						
14 Mark Reynolds, R OBP: 0.305, SLG: 0.507										2	0	0	0	0	2	3						
Inning Stats	R: 0 E: 0 K: 0 S: 10	H: 2 LOB: 1 BB: 0 P: 17	R: 0 E: 0 K: 0 S: 8	H: 0 LOB: 0 BB: 0 P: 14	R: 0 E: 0 K: 2 S: 9	H: 0 LOB: 0 BB: 0 P: 13	R: 0 E: 0 K: 0 S: 11	H: 1 LOB: 1 BB: 0 P: 18	R: 0 E: 0 K: 2 S: 10	H: 0 LOB: 1 BB: 0 P: 14	R: 0 E: 0 K: 0 S: 7	H: 0 LOB: 2 BB: 2 P: 17	R: 0 E: 0 K: 2 S: 13	H: 0 LOB: 0 BB: 0 P: 18	R: 0 E: 0 K: 2 S: 9	H: 0 LOB: 1 BB: 1 P: 17	R: 0 E: 0 K: 1 S: 17	H: 2 LOB: 3 BB: 1 P: 26	1B: 3 2B: 2 3B: 0 HR: 0	SF: 0 SAC: 0 DP: 1 HBP: 0	WP: 0 PB: 0 CS: 0	PA: 36
PITCHER	IP WLS BF H R ER SO BB IBB HBP BLK WP HR S P ERA WHIP																					
54 Andrew Cashner, R (1,1) ERA: 4.72	4.0 W 9 0 0 0 2 2 0 0 0 0 0 0 17 31 0.00 1.000																					
50 Miguel Castro, R (5,1) ERA: 2.95	1.0 H 3 0 0 0 2 0 0 0 0 0 0 0 13 18 0.00 0.000																					
56 Darren O'Day, R (7,1) ERA:	1.1 H 5 0 0 0 2 1 0 0 0 0 0 0 13 24 0.00 0.750																					
53 Zack Britton, L (8,1)	0.2 5 2 0 0 1 1 0 0 0 0 0 0 13 19 0.00 4.500																					



Batter	1	2	3	4	5	6	7	8	9	AB	R	H	RBI	BB	SO	LOB	TOP										
29 Jace Peterson, L (1, 7) OBP: 0.328, SLG: 0.348										4	0	2	0	0	1	0	<p>Baltimore Orioles @ Washington Nationals Nationals Park, Washington, DC Thu Jun 21 2018, 7:05 PM - 9:47 PM EDT Att: 36,868 - Cloudy - 81 F</p>										
10 Adam Jones, R (1, 8) OBP: 0.316, SLG: 0.454										4	0	0	0	0	0	2											
13 Manny Machado, R (1, 6) OBP: 0.369, SLG: 0.554										4	0	1	0	0	1	2											
45 Mark Trumbo, R (1, 3) OBP: 0.317, SLG: 0.450										4	1	1	1	0	2	2											
6 Jonathan Schoop, R (1, 4) OBP: 0.257, SLG: 0.363										4	0	0	0	0	1	1											
28 Colby Rasmus, L (1, 9) OBP: 0.192, SLG: 0.292										3	1	1	1	0	1	0											
14 Craig Gentry, R (9, PH) OBP: 0.302, SLG: 0.302										3	0	0	0	0	0	0											
36 Caleb Joseph, R (1, 2) OBP: 0.200, SLG: 0.310										3	0	0	0	0	0	0											
12 Stevie Wilkerson, S (1, 5)										2	0	0	0	1	0	0											
34 Kevin Gausman, L (1, 1)										2	0	0	0	0	2	0											
2 Danny Valencia, R (7, PH) OBP: 0.349, SLG: 0.461										1	0	0	0	0	1	1											
60 Mychal Givens, R (7, 1)										0	0	0	0	0	0	0											
Inning Stats	R: 0 E: 0 K: 2 S: 9	H: 1 LOB: 1 BB: 0 P: 12	R: 1 E: 0 K: 1 S: 9	H: 1 LOB: 0 BB: 0 P: 10	R: 0 E: 0 K: 1 S: 12	H: 1 LOB: 1 BB: 0 P: 20	R: 0 E: 0 K: 0 S: 8	H: 1 LOB: 0 BB: 0 P: 10	R: 0 E: 0 K: 1 S: 11	H: 0 LOB: 0 BB: 0 P: 16	R: 0 E: 0 K: 1 S: 9	H: 1 LOB: 1 BB: 0 P: 12	R: 0 E: 0 K: 2 S: 14	H: 0 LOB: 1 BB: 1 P: 22	R: 0 E: 0 K: 0 S: 9	H: 0 LOB: 0 BB: 0 P: 13	R: 0 E: 0 K: 0 S: 10	H: 0 LOB: 0 BB: 0 P: 14	1B: 1 2B: 2 3B: 0 HR: 2	SF: 0 SAC: 0 DP: 0 HBP: 0	WP: 1 PB: 0 CS: 0	PA: 33					
PITCHER	IP	WLS	BF	H	R	ER	SO	BB	IBB	HBP	BLK	WP	HR	S	P	ERA	WHIP										
31 Max Scherzer, R (1, 1) ERA: 2.09	7.0		27	5	2	2	9	1	0	0	0	1	2	72	102	2.57	0.857										
40 Kelvin Herrera, R (8, 1) ERA: 0.99	1.0	W	3	0	0	0	0	0	0	0	0	0	0	9	13	0.00	0.000										
62 Sean Doolittle, L (9, 1) ERA: 1.65	1.0	S	3	0	0	0	0	0	0	0	0	0	0	10	14	0.00	0.000										

AB	32
R	2
H	5
RBI	2
BB	1
SO	9
LOB	8



Batter	1	2	3	4	5	6	7	8	9	AB	R	H	RBI	BB	SO	LOB	BOTTOM										
34 Bryce Harper, L (1, 9) OBP: 0.352, SLG: 0.469										1	1	1	1	2	0	0	<p>Baltimore Orioles @ Washington Nationals Nationals Park, Washington, DC Thu Jun 21 2018, 7:05 PM - 9:47 PM EDT Att: 36,868 - Cloudy - 81 F</p>										
7 Trea Turner, R (1, 6) OBP: 0.350, SLG: 0.404										3	1	1	0	1	0	2											
6 Anthony Rendon, R (1, 5) OBP: 0.357, SLG: 0.480										4	1	1	1	0	2	4											
22 Juan Soto, L (1, 7) OBP: 0.426, SLG: 0.598										3	0	1	2	1	0	0											
14 Mark Reynolds, R (1, 3) OBP: 0.291, SLG: 0.481										4	0	0	0	0	1	2											
3 Michael Taylor, R (1, 8) OBP: 0.308, SLG: 0.394										4	0	1	0	0	0	1											
1 Wilmer Difo, S (1, 4) OBP: 0.306, SLG: 0.354										3	1	2	0	0	0	1											
29 Pedro Severino, R (1, 2) OBP: 0.285, SLG: 0.243										3	0	1	0	0	0	1											
31 Max Scherzer, R (1, 1) OBP: 0.289, SLG: 0.278										2	0	0	0	0	2	2											
20 Daniel Murphy, L (7, PH) OBP: 0.133, SLG: 0.138										1	0	0	0	0	0	1											
40 Kelvin Herrera, R (8, 1)										0	0	0	0	0	0	0											
62 Sean Doolittle, L (9, 1)										0	0	0	0	0	0	0											
Inning Stats	R: 0 E: 0 K: 0 S: 8	H: 0 LOB: 0 BB: 1 P: 15	R: 0 E: 0 K: 0 S: 8	H: 0 LOB: 0 BB: 0 P: 12	R: 1 E: 0 K: 2 S: 22	H: 2 LOB: 2 BB: 1 P: 34	R: 0 E: 0 K: 0 S: 7	H: 1 LOB: 1 BB: 1 P: 17	R: 0 E: 0 K: 1 S: 13	H: 0 LOB: 1 BB: 1 P: 18	R: 1 E: 0 K: 0 S: 14	H: 1 LOB: 0 BB: 0 P: 18	R: 0 E: 0 K: 0 S: 7	H: 1 LOB: 0 BB: 0 P: 8	R: 2 E: 0 K: 2 S: 17	H: 3 LOB: 1 BB: 0 P: 23	1B: 3 2B: 5 3B: 1 HR: 1	SF: 1 SAC: 0 DP: 3 HBP: 0	WP: 0 PB: 0 CS: 0	PA: 33							
PITCHER	IP	WLS	BF	H	R	ER	SO	BB	IBB	HBP	BLK	WP	HR	S	P	ERA	WHIP										
34 Kevin Gausman, R (1, 1) ERA: 4.38	6.0		24	4	2	2	3	4	0	0	0	0	0	24	114	3.00	1.333										
60 Mychal Givens, R (7, 1) ERA: 4.19	2.0	L	9	4	2	2	2	0	0	0	0	0	0	24	31	9.00	2.000										

AB	28
R	4
H	8
RBI	4
BB	4
SO	5
LOB	14



Batter	1	2	3	4	5	6	7	8	9	AB	R	H	RBI	BB	SO	LOB	TOP								
16 César Hernández, S OBP: 0.376, SLG: 0.396	4-2 C SI 90 B CH 74 C CU 74 F FF 92 B SI 91		3-2 B SI 88 B CH 90 C SI 90 C CU 74 F FF 92 B SI 91	0-0 X SI 90		0-2 C SI 91 X CH 86		3-2 B SI 93 C CH 78 B SI 94 B SI 94 F FF 92 F SI 93 X CH 78	2-2 B FF 93 B SI 93 F FF 93 X CH 83		5	2	3	0	1	0	1								
52 Zac Curtis, L (9, 1)	41 WP 41 1B BB		37 HR 1B	F9		17 G5-4-3 1B		G4-3	17 BB 1B		0	0	0	0	0	0									
17 Rhys Hoskins, R OBP: 0.376, SLG: 0.473	3-3 S SI 91 1 SAFE B SI 95 D SL 85 B SI 95 D CH 83 1 SAFE S CH 83		2-1 1 SAFE E: 0 X CH 82	F8		2-2 C FC 87 B SI 84 F FF 92 F SI 91 X CH 82		0-2 C SI 90 X SI 91	G5-4-3	4-0 B FF 93 B SI 93 F FF 93 B SI 93 B CH 85		4	2	1	0	2	1	3							
37 Odúbel Herrera, L OBP: 0.362, SLG: 0.507	1-1 B FF 92 1 SAFE C CH 84 X FF 91		0-0 X CH 82			0-0 X FF 91		0-0 X SI 92	G4-3	1-2 C FF 94 S FF 94 X CH 79		5	4	4	2	0	0	1							
23 Aaron Altherr, P OBP: 0.299, SLG: 0.320	41 WP 41 1B 1B		1-H HR			2-3 1-2 3-H		1-2 2-3	41 HR 1B		1	0	0	0	0	1	3								
41 Carlos Santana, S OBP: 0.360, SLG: 0.437	3-0 B SI 91 B CU 75 X SI 90		2-2 C SI 89 B CH 83 X FF 90	F9		4-2 B FC 88 B CH 83 S CH 83 F FF 91 C CU 75 B CH 83 X FF 90		0-0 X SI 92	4 1B 5 1B BB	4-1 B CH 86 B CH 86 B SI 92 B SI 94 D CH 86		4	3	2	4	2	1	3							
5 Nick Williams, L OBP: 0.308, SLG: 0.429	1-3 F CH 83 B SI 89 B FF 90 S CU 74		4-2 B SI 88 C CU 74 B SI 90 F CH 82 B SI 91			2-1 B FF 91 C CU 74 B SI 90 X CH 82		2-1 C SI 93 B SI 92 X CH 82	L3	0-1 C SI 92 X CH 77		4	0	2	3	1	1								
4 Scott Kingery, R OBP: 0.276, SLG: 0.330	1-3 F SI 89 S SI 89 B SI 84 S SI 85		1-2 C SI 90 D SI 89 F SI 89 X FF 90	F9		2-2 B SI 83 F SI 87 F SI 90 F SI 91 F SI 91 F SI 91 X FF 91		1-2 B SI 82 B SI 81 F SI 92 F SI 92 F SI 91 X SL 82	15 1B 4 1B 1B	3-2 B CH 85 D CH 84 D CH 84 F SI 92 F SI 92 F SI 92 X CH 85		5	0	1	0	0	1	3							
15 Andrew Knapp, S OBP: 0.290, SLG: 0.290		1-3 B CU 74 C CH 82 C FF 90 S CU 75		1-3 B FF 89 F CU 74 S CU 74 C SI 91		2-1 C FF 91 B FF 93 D FF 93 X FF 93		2-3 F SI 91 B CH 86 B SI 92 C SI 92		3-2 B SI 93 F FF 93 F SI 93 F SI 93 B SI 94 B SI 94 F FF 94 F FF 94		5	1	2	2	0	3	0							
56 Zach Eflin, R OBP: 0.222, SLG: 0.389		2-3 B FF 91 S SI 89 S SI 85 B SI 91 C SI 91		1-3 B SI 86 C SI 91 S FF 91		0-3 S FF 92 S CU 76		0-3 C SI 90 B SI 91 C SI 92 C SI 92		4-2 B CH 90 F FF 93 F SI 93 B SI 94 B SI 94 F FF 94		3	0	0	0	0	3	3							
54 Austin Davis, L (6, 1)																									
53 Yackel Rios, R (7, 1)																									
29 Mitch Walding, L (9, 5)																									
9 Jasmuel Valentin, S OBP: 0.275, SLG: 0.351		1-1 C CU 75 B CH 89 X CH 83		4-2 C CU 74 B CU 74 F CU 75 X CH 83		2-2 C CH 84 L CH 83 C SI 91 C CU 74 C CU 75 X CH 83		0-0 X CH 86	G6-3	3-2 B FF 93 C FF 93 C FF 93 T FF 94		4	0	0	0	1	1	4							
Inning Stats	R: 2 E: 0 K: 3 S: 16	H: 2 LOB: 1 BB: 1 P: 29	R: 0 E: 0 K: 2 S: 9	H: 0 LOB: 0 BB: 0 P: 13	R: 2 E: 0 K: 0 S: 17	H: 2 LOB: 1 BB: 1 P: 29	R: 0 E: 0 K: 2 S: 11	H: 0 LOB: 1 BB: 1 P: 17	R: 2 E: 0 K: 1 S: 23	H: 4 LOB: 3 BB: 1 P: 37	R: 2 E: 0 K: 0 S: 10	H: 3 LOB: 0 BB: 0 P: 12	R: 0 E: 0 K: 2 S: 13	H: 0 LOB: 0 BB: 0 P: 16	R: 3 E: 0 K: 0 S: 19	H: 2 LOB: 1 BB: 2 P: 34	R: 1 E: 0 K: 3 S: 20	H: 2 LOB: 3 BB: 2 P: 39	1B: 11 3B: 0 HR: 3	SF: 0 SAC: 0 DP: 1 HBP: 0	WP: 2 PB: 0 SB: 0 CS: 0	PA: 49			
PITCHER	IP ERA WHIP	WLS BF	H R ER SO	B R ER SO	BB IBB HBP BLK	WP HR S P	ERA WHIP	PITCHER	IP ERA WHIP	WLS BF	H R ER SO	B R ER SO	BB IBB HBP BLK	WP HR S P	ERA WHIP										
57 Tanner Roark, R ERA: 4.27	4.1	L 24	7 6 6 7	4 0 0 0	0 0 0 0	1 1 68 113	12.46 2.538																		
55 Tim Collins, L ERA:	0.2	3 1	0 0 1 0	0 0 0 0	0 0 0 0	0 0 8 12	0.00 1.500																		
33 Matt Grace, L ERA: 3.6	2.0	8 3	2 2 2 0	0 0 0 0	0 0 0 0	0 1 23 28	9.00 1.500																		
36 Sammy Solis, L ERA: 4.21	1.0	7 2	3 3 0 2	0 0 0 0	1 0 19 34	27.00 4.000																			
60 Justin Miller, R ERA: 2.3	1.0	7 2	1 1 3 2	0 0 0 0	0 1 20 39	9.00 4.000																			
34 Bryce Harper, L OBP: 0.354, SLG: 0.471	2-3 L FF 93 B SI 93 F FF 94 F FF 96 F CH 84 S FF 96		1-1 F SI 89 R CH 85 X FF 95		0-0 X SI 93		4-1 S SI 86 B SI 86 B SI 86 B SI 86		7 1B BB		3	0	1	0	1	1	1								
7 Trea Turner, R OBP: 0.351, SLG: 0.403	3-3 B FF 94 C SI 91 S SI 87 B SI 86 B FF 94 S CH 85		2-3 D CU 78 B CH 84 B SI 91 S SI 92 F CH 82 D CH 85		4-2 B SI 88 F CH 84 F FF 92 F CH 82 B FF 95 D CH 85		1-0 B SI 87 X SI 95		1-2 1-2		3	0	1	0	1	2	1								
6 Anthony Rendon, R OBP: 0.355, SLG: 0.476	1-1 B FF 94 F FF 94 X SI 94		2-1 B FF 95 C SI 94 X FF 94		3-2 D SI 87 B CH 84 C SI 91 F FF 94 X FF 94		0-0 X SI 97		F8		4	0	1	0	0	0	4								
60 Justin Miller, R (9, 1)			1-3 1B								0	0	0	0	0	0									
22 Juan Soto, L OBP: 0.420, SLG: 0.594	0-1 C SI 92 X CH 83		3-2 F FF 94 1 SAFE S FF 94 B SI 90 1 SAFE B SI 89 X CH 84		0-0 X FF 94		1-1 B SI 96 X FF 96		F7		4	1	1	0	0	0	4								
20 Daniel Murphy, L OBP: 0.147, SLG: 0.152	2-3 B FF 94 B SI 91 F FF 95 F FF 95 S CU 79		1-2 C FF 93 L CH 83 X FF 94				3-1 B FF 92 C SI 92 B FF 93 X FF 93		1 G4-6-3 1B		4	0	1	0	0	1	1								
3 Michael Taylor, R OBP: 0.307, SLG: 0.396	3-2 C SI 86 D SI 85 F FF 94 F FF 94 F FF 94 F FF 94 F SI 88 B SI 88		1-3 F FF 93 L CH 83 S FF 93		0-0 X SI 88		0-2 S CH 86 B FF 93 X CH 85		G4-6-3		3	0	1	1	0	0	1								
1 Wilmer Difo, S OBP: 0.305, SLG: 0.358	0-2 F SI 90 S FF 95 X FF 94		3-2 C SI 86 D SI 85 F FF 94 F FF 94 F FF 94 F FF 94 F SI 88 B SI 88				2-0 B FF 91 B FF 93 X FF 92		P5		3	0	1	1	0	0	1								
29 Pedro Severino, R OBP: 0.278, SLG: 0.236	1-1 C FF 95 X FF 95		0-1 C SI 86 X SI 85				0-2 S CH 86 X FF 95		P4		4	0	0	0	0	0	1								
57 Tanner Roark, R OBP: 0.385, SLG: 0.154			1-1 C SI 90 X FF 92				1-0 B CH 86 X FF 95		G6-3		1	0	1	0	0	0	0								
55 Tim Collins, L (5, 1)																									
8 Brian Goodwin, L (5, PH)																									
33 Matt Grace, L (7, PH)																									
14 Mark Reynolds, R (8, PH)																									
36 Sammy Solis, R (8, 1)																									
64 Spencer Kieboom, R OBP: 0.268, SLG: 0.326																									
Inning Stats	R: 0 E: 0 K: 2 S: 11	H: 0 LOB: 0 BB: 0 P: 17	R: 2 E: 0 K: 1 S: 20	H: 2 LOB: 0 BB: 0 P: 26	R: 0 E: 0 K: 1 S: 12	H: 2 LOB: 2 BB: 0 P: 21	R: 0 E: 0 K: 1 S: 9	H: 1 LOB: 1 BB: 0 P: 11	R: 0 E: 0 K: 0 S: 12	H: 1 LOB: 2 BB: 1 P: 22	R: 0 E: 0 K: 1 S: 8	H: 1 LOB: 0 BB: 0 P: 12	R: 0 E: 0 K: 0 S: 7	H: 1 LOB: 2 BB: 1 P: 13	R: 0 E: 0 K: 0 S: 5	H: 0 LOB: 0 BB: 0 P: 8	R: 0 E: 0 K: 1 S: 7	H: 0 LOB: 0 BB: 0 P: 13	1B: 4 2B: 4 3B: 0 HR: 0	SF: 1 SAC: 0 DP: 1 HBP: 0	WP: 0 PB: 0 SB: 1 CS: 0	PA: 36			
PITCHER	IP ERA WHIP	WLS BF	H R ER SO	B R ER SO	BB IBB HBP BLK	WP HR S P	ERA WHIP	PITCHER	IP ERA WHIP	WLS BF	H R ER SO	B R ER SO	BB IBB HBP BLK	WP HR S P	ERA WHIP										
56 Zach Eflin, R ERA: 3.44	5.0	W 22	6 2 2 5	1 0 0 0	0 0 0 0	0 0 64 97	3.60 1.400																		
54 Austin Davis, L ERA:	1.2	6 1	0 0 1 1	0 0 0 0	0 0 0 0	0 0 13 22	0.00 1.200																		
53 Yackel Rios, R ERA: 4.66	1.1	5 1	0 0 0 0	0 0 0 0	0 0 0 0	0 0 7 11	0.00 0.750																		
52 Zac Curtis, L ERA: 2.84	1.0	3 0	0 0 0 1	0 0 0 0	0 0 0 0	0 0 7 13	0.00 0.000																		

Philadelphia Phillies @ Washington Nationals
 Nationals Park, Washington, DC
 Fri Jun 22 2018, 7:06 PM - 10:35 PM EDT
 Att: 35,630 - Drizzlie - 68 F

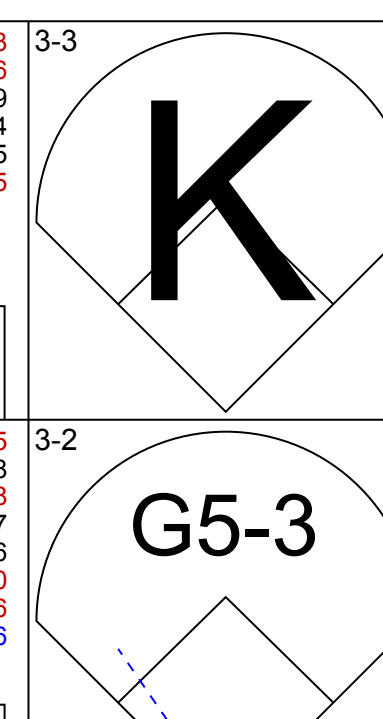
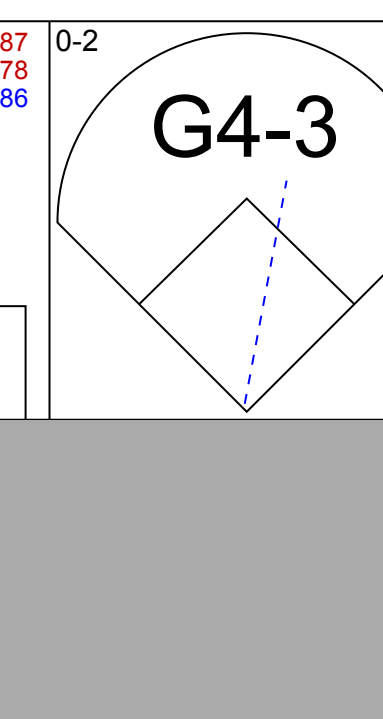
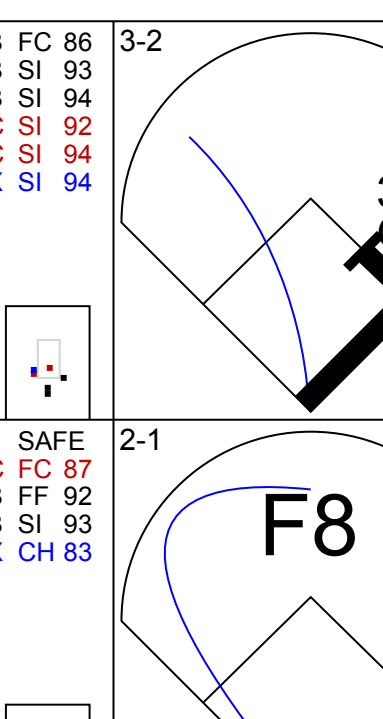
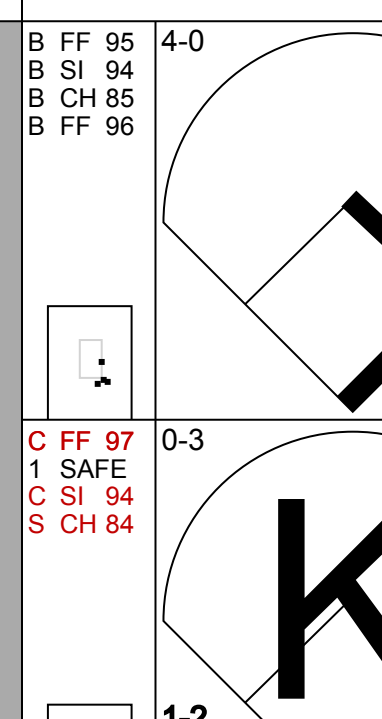
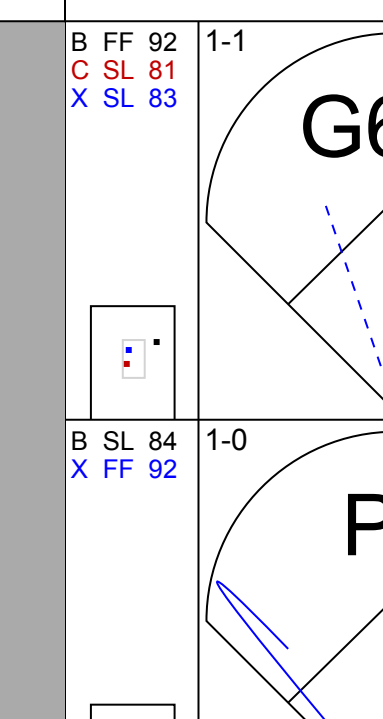
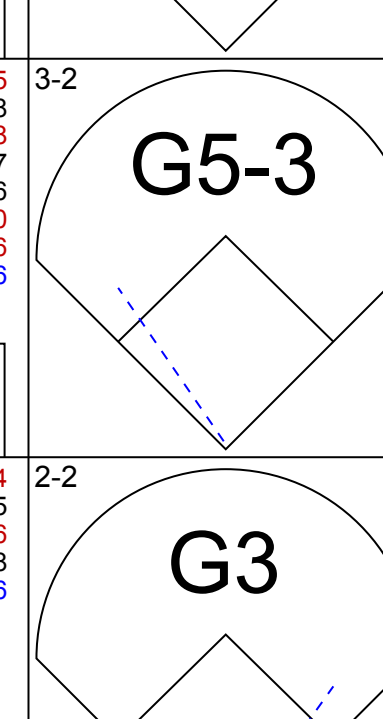
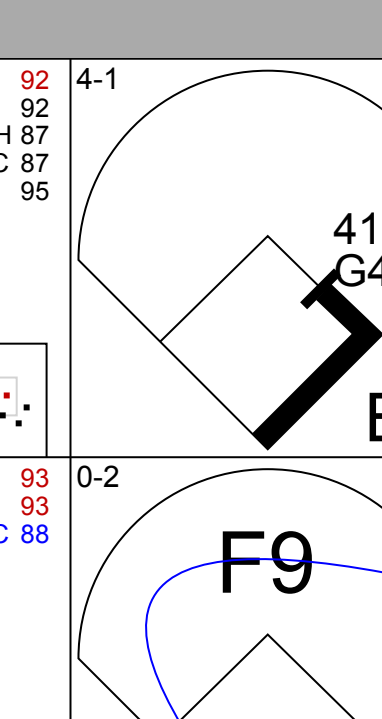
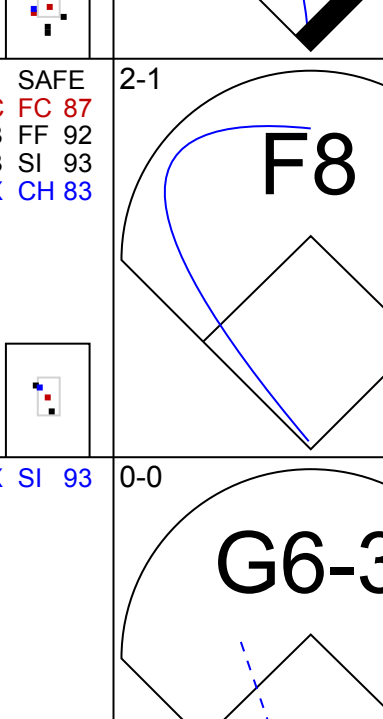
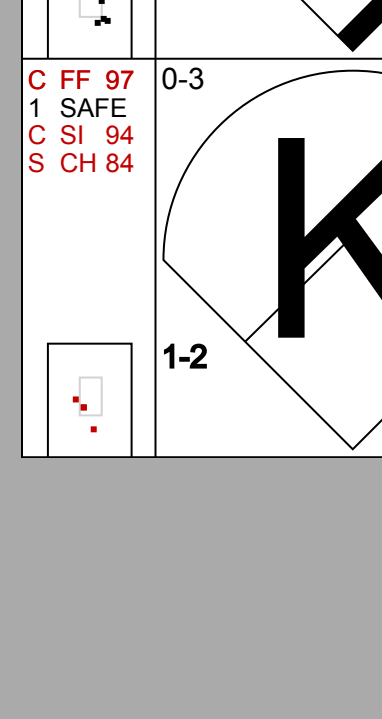
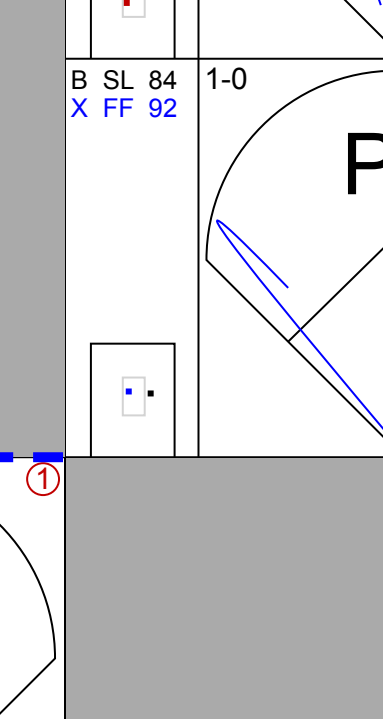
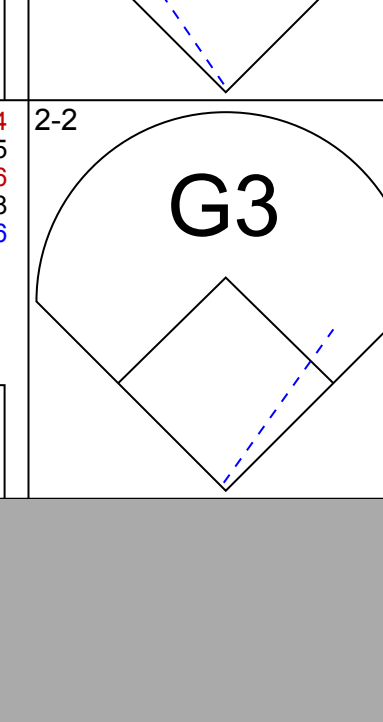
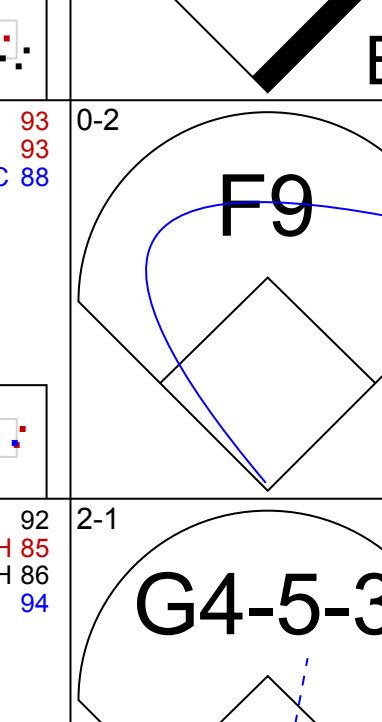
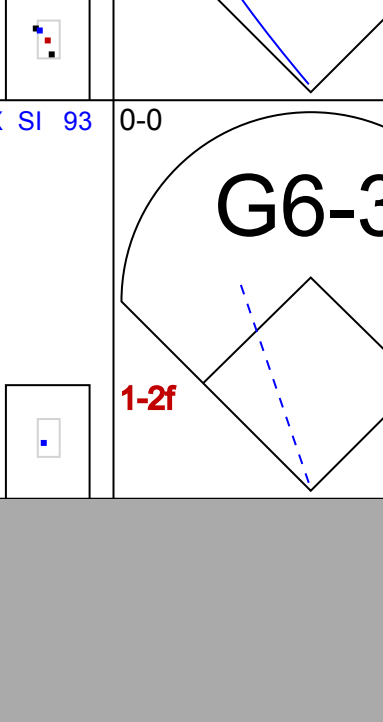
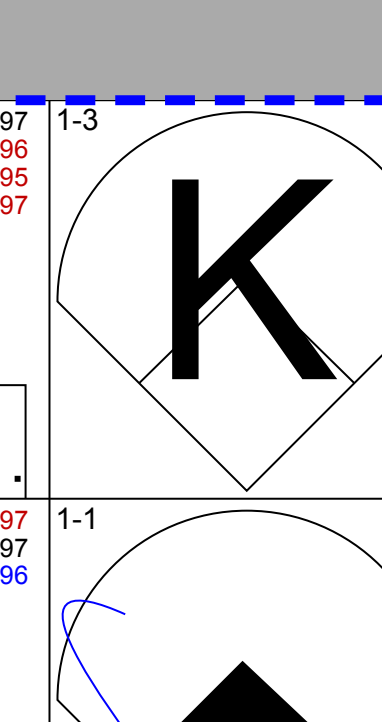
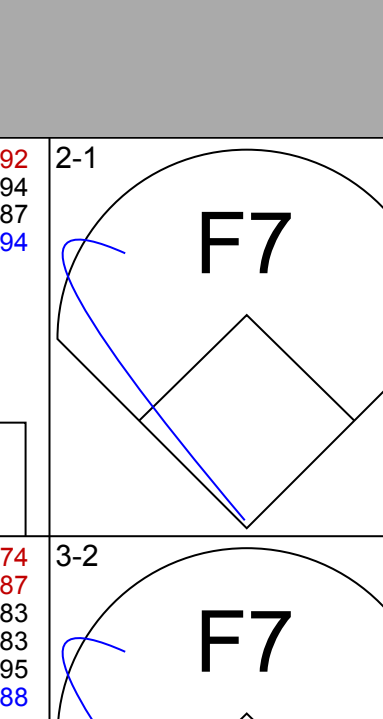
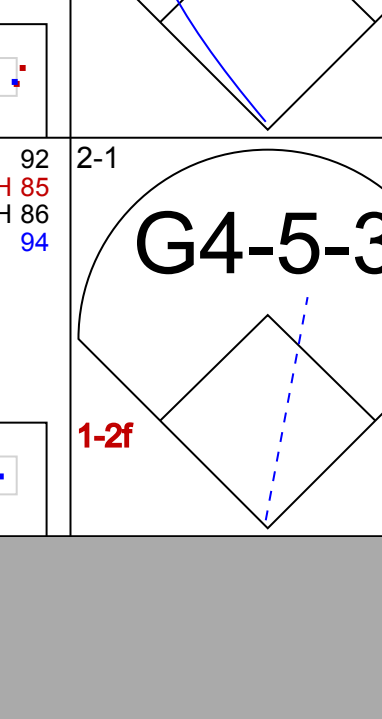
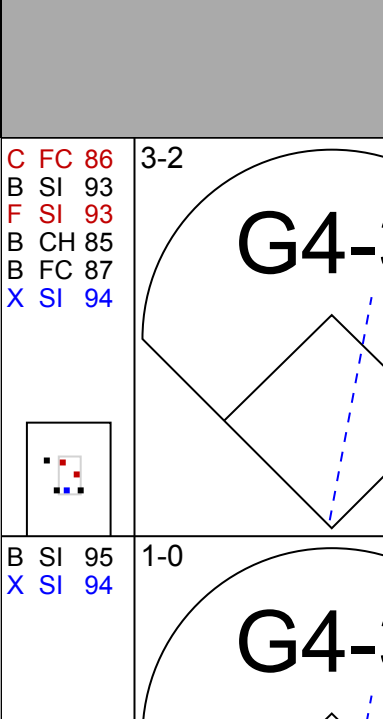
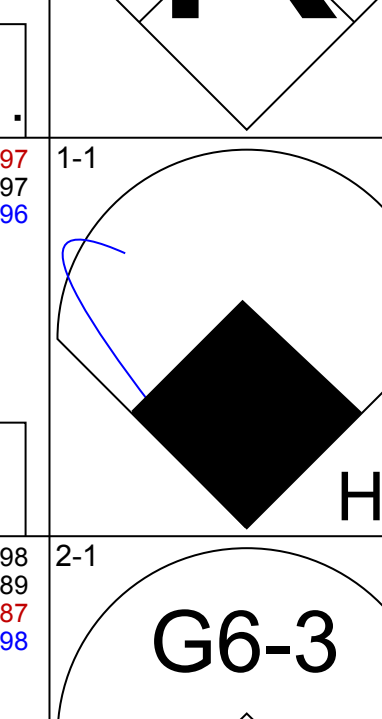
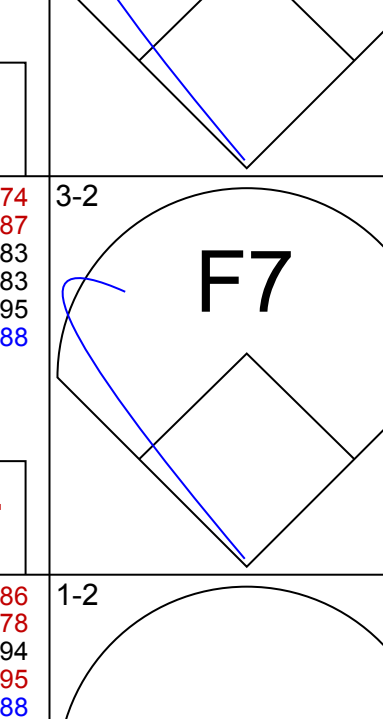
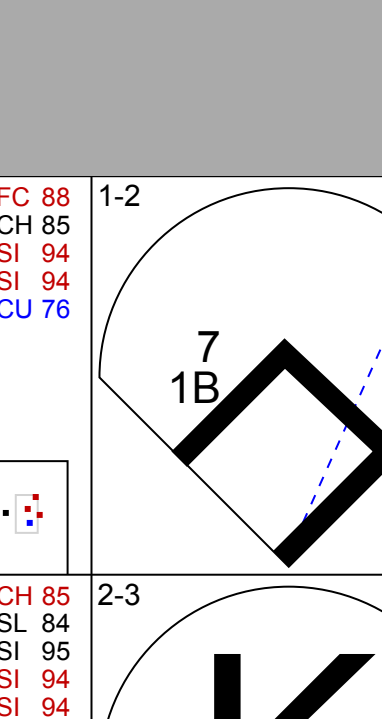
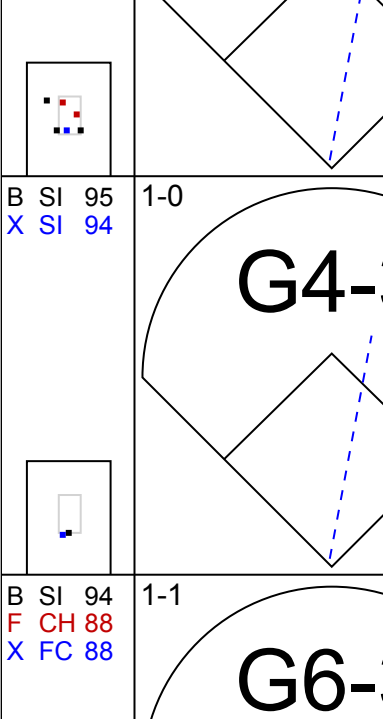
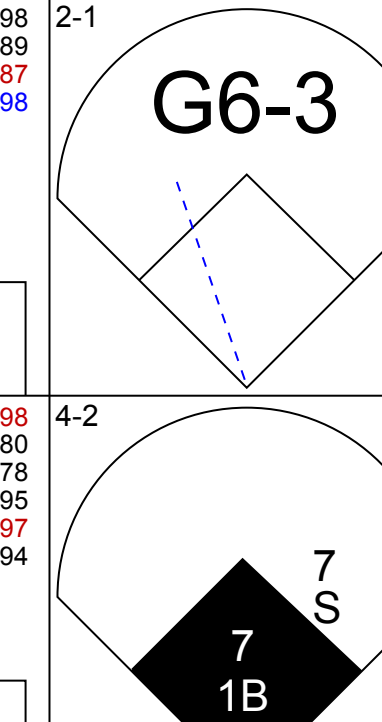
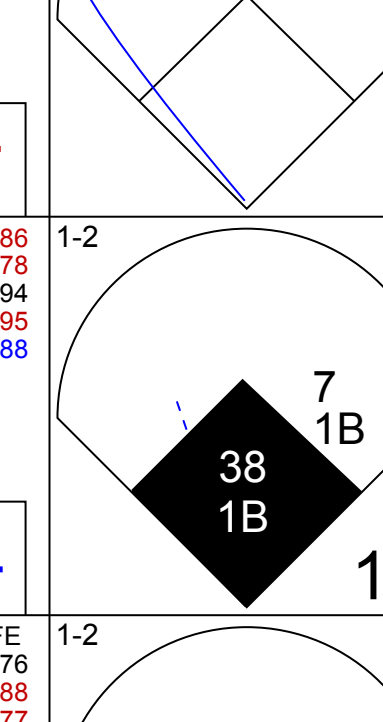
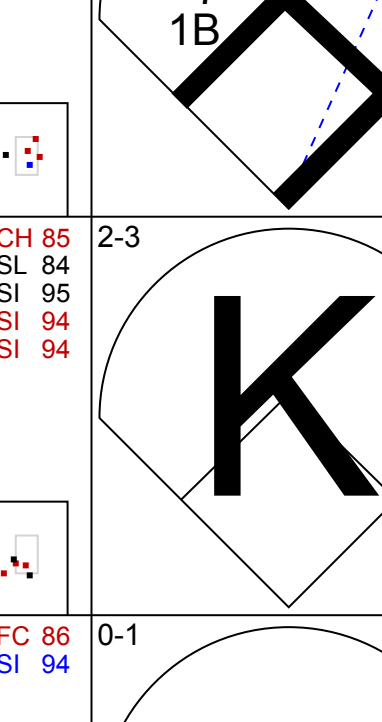
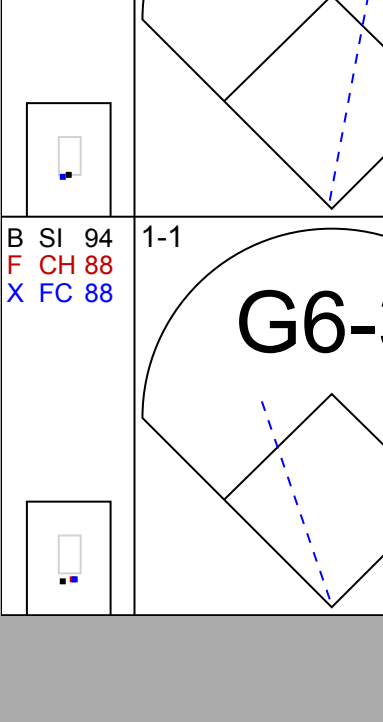
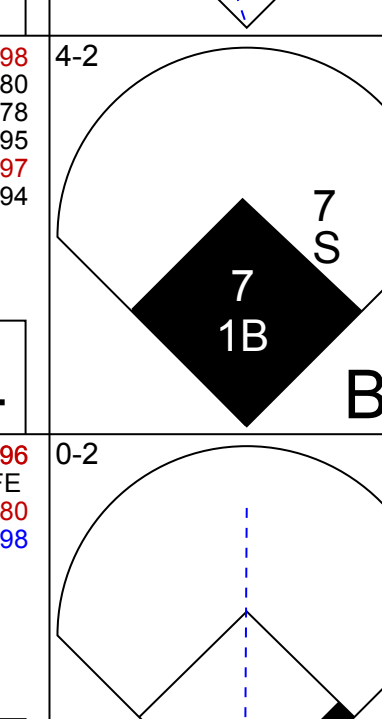
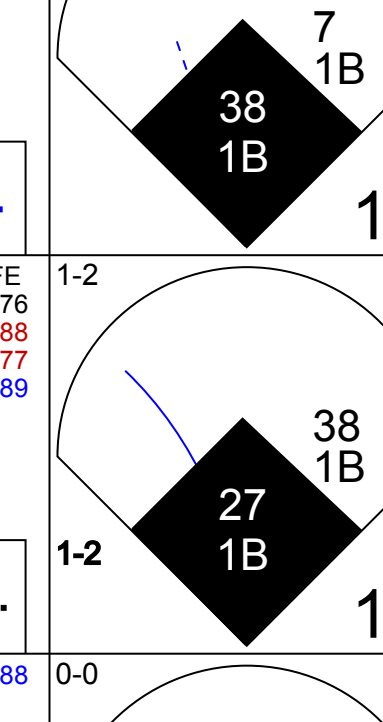
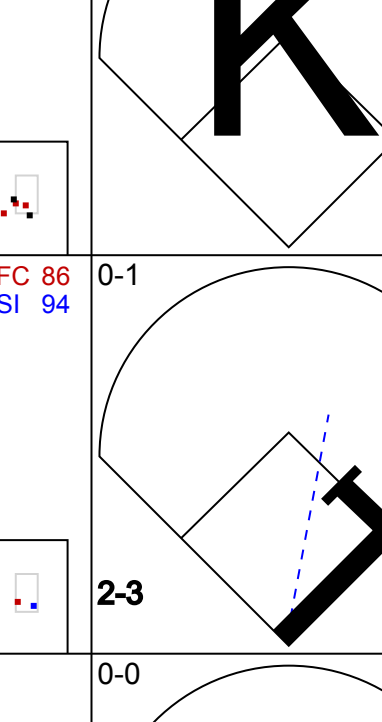
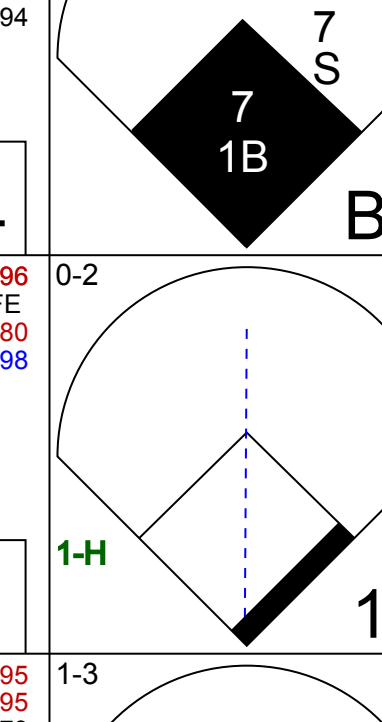
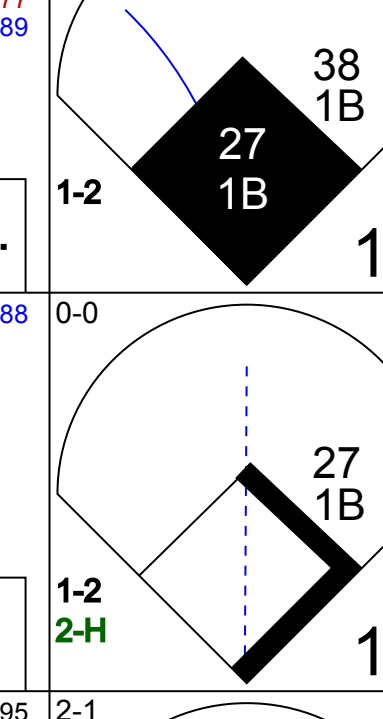
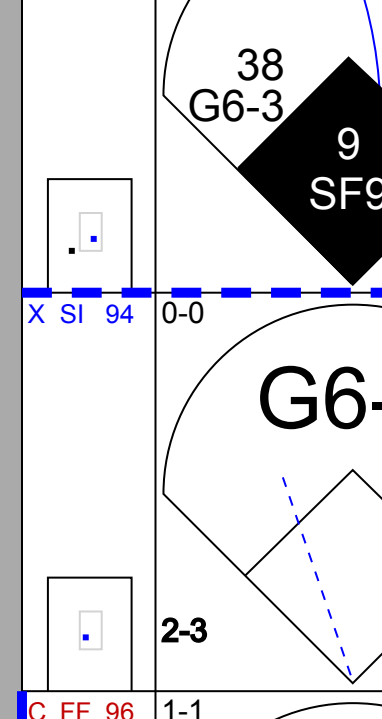
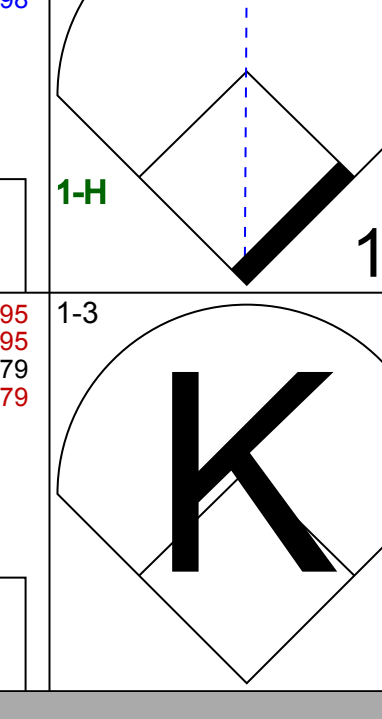
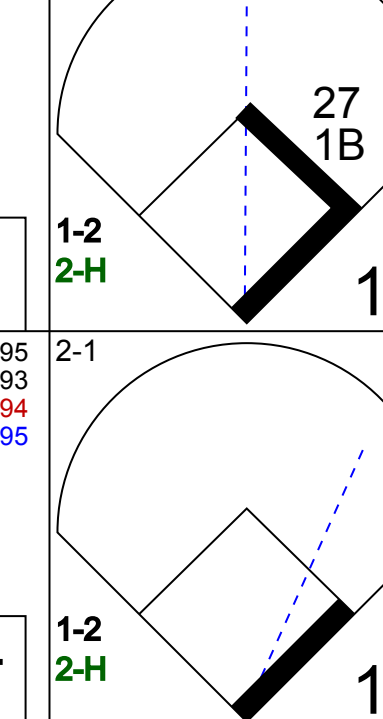
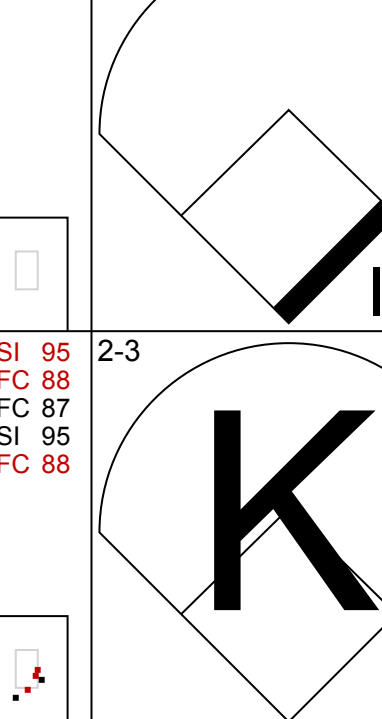
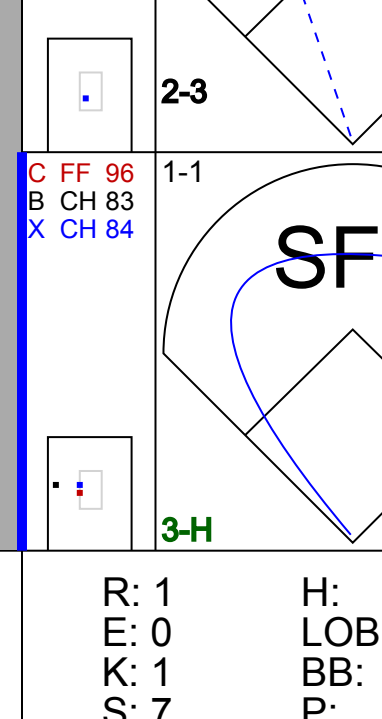
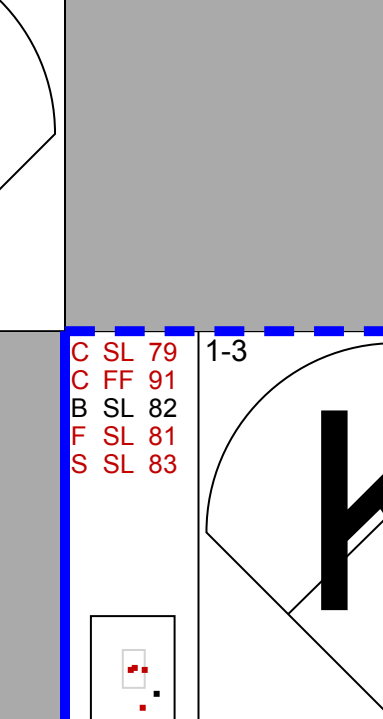
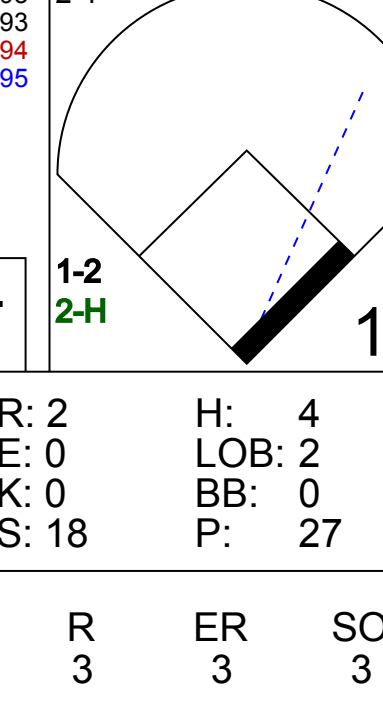
AB 41
 R 12
 H 15
 RBI 11
 BB 8
 SO 13
 LOB 22

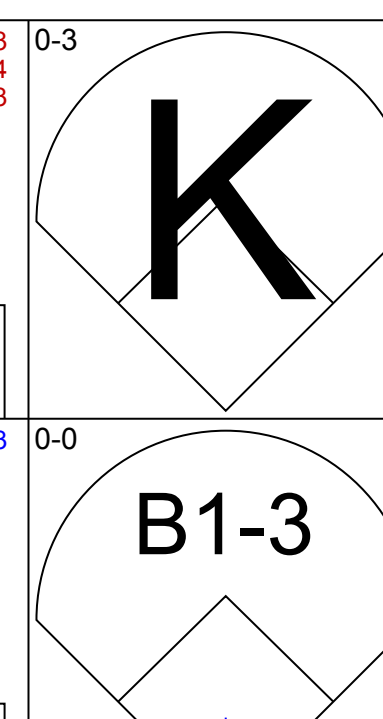
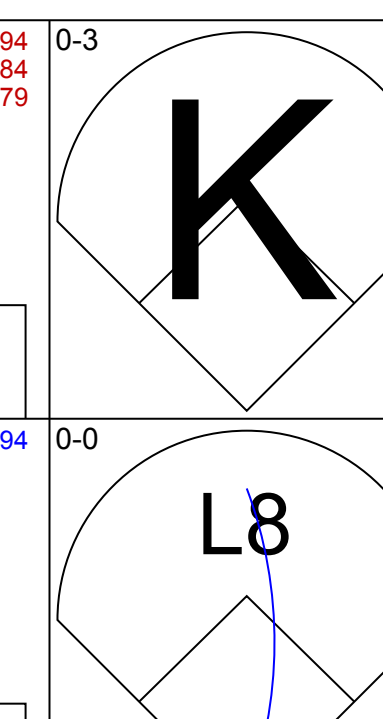
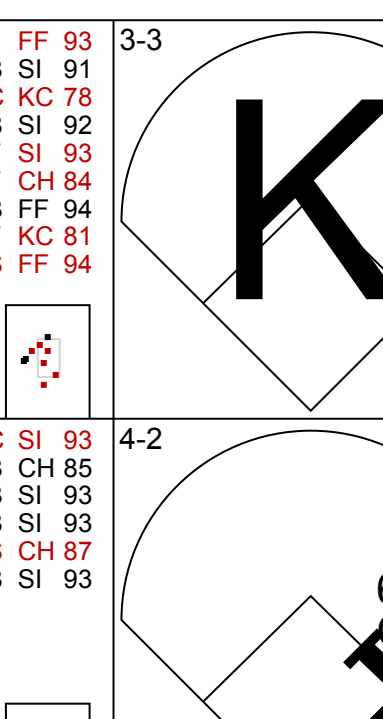
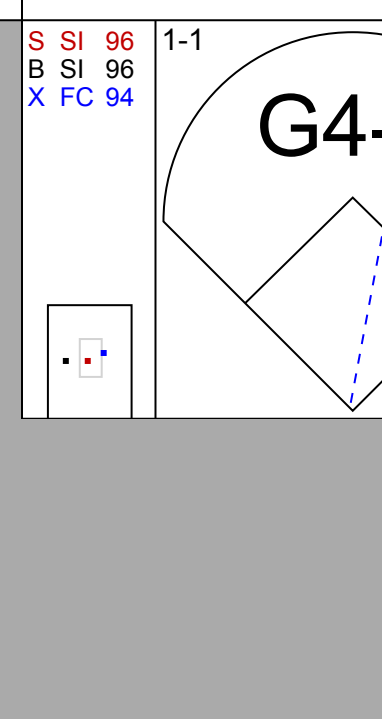
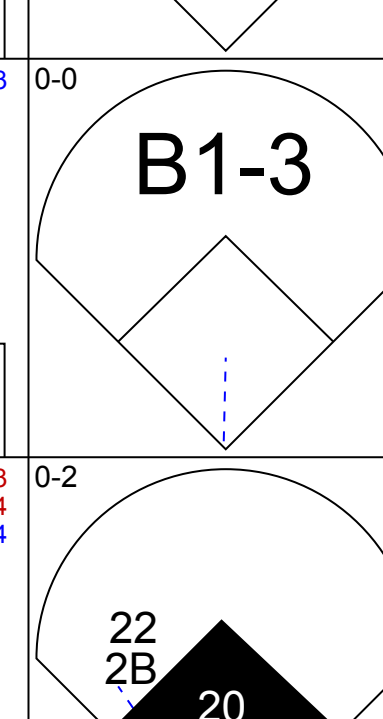
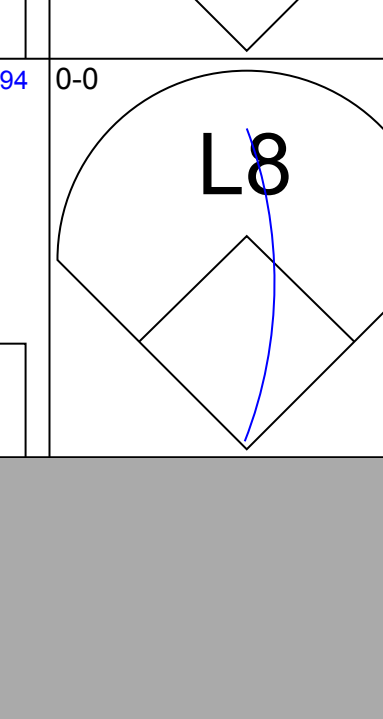
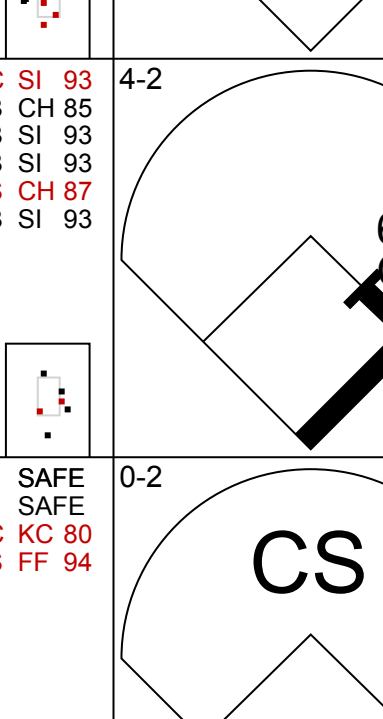
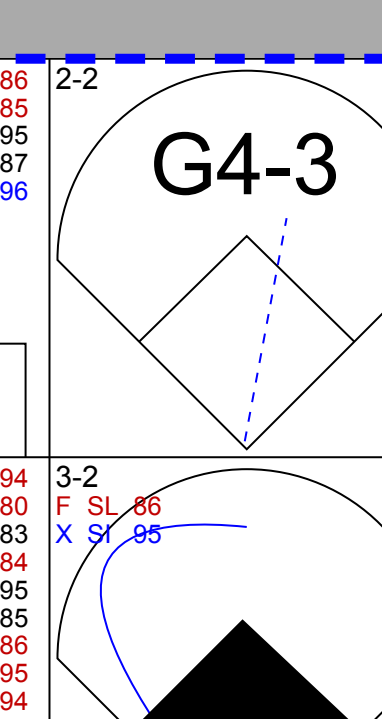
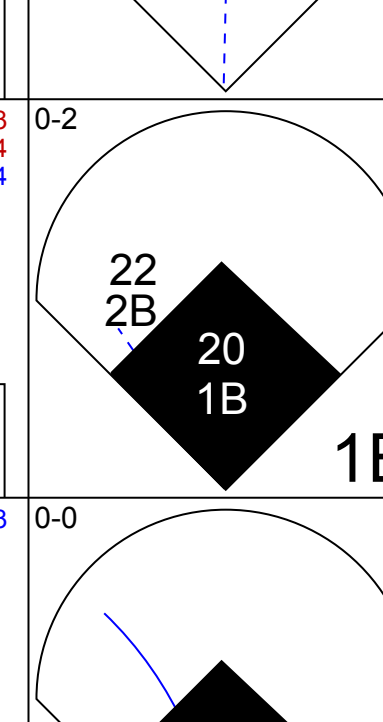
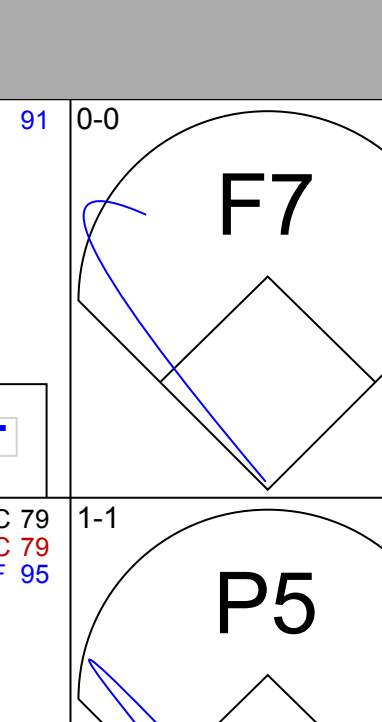
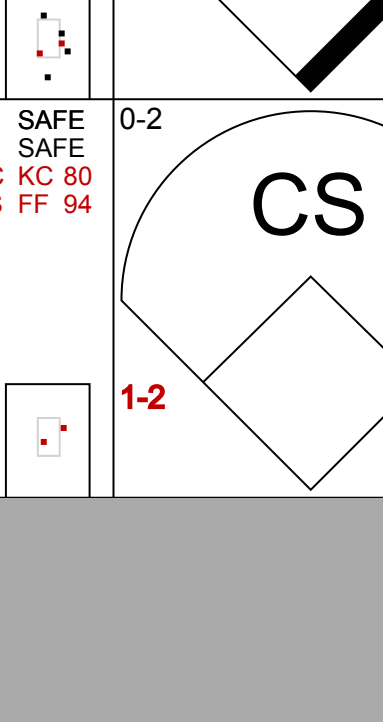
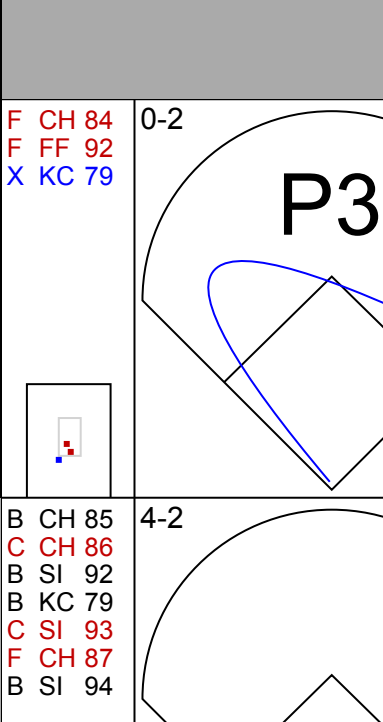
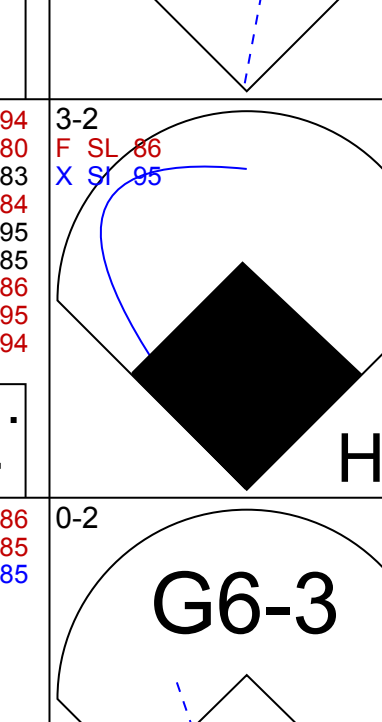
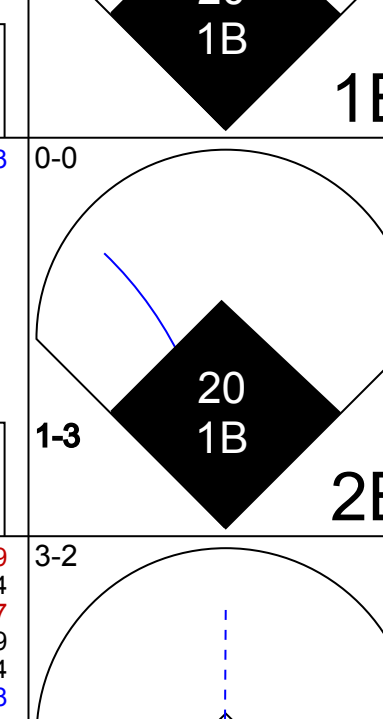

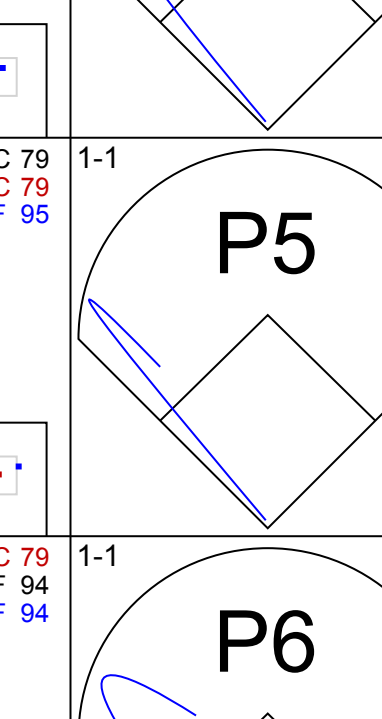
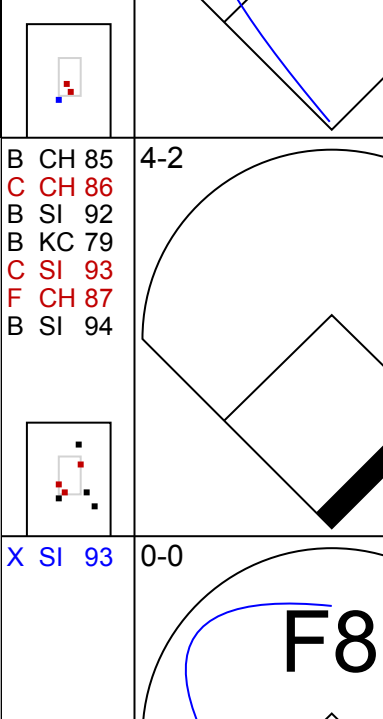
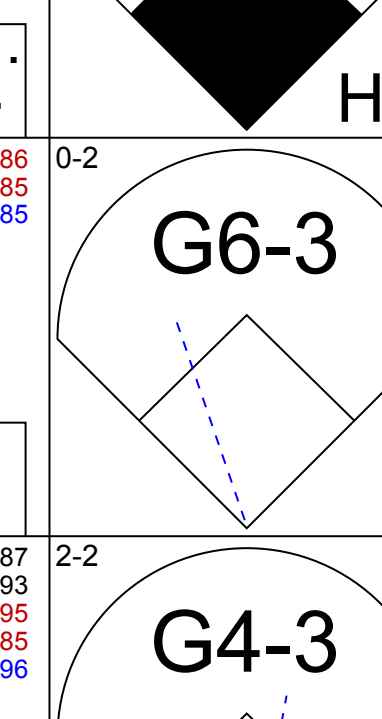
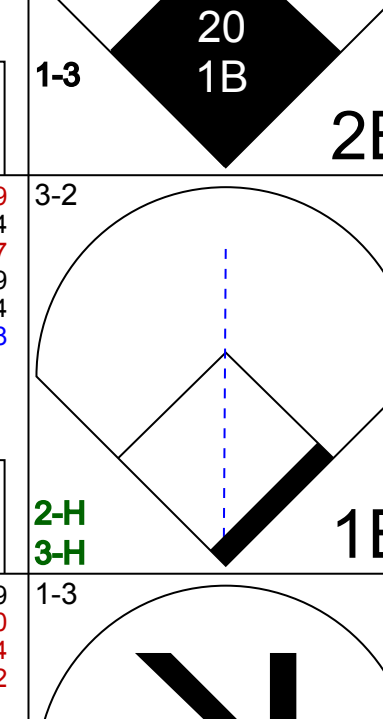
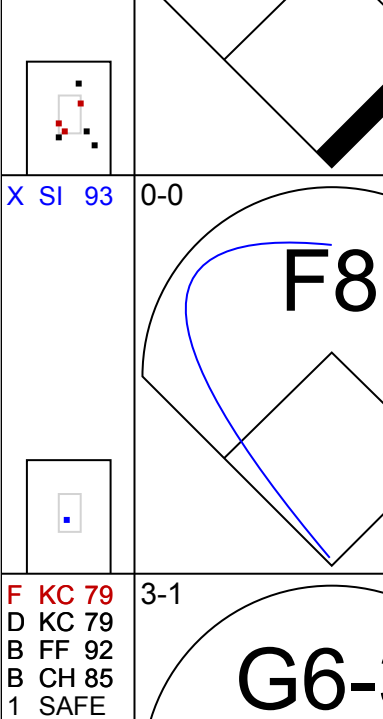
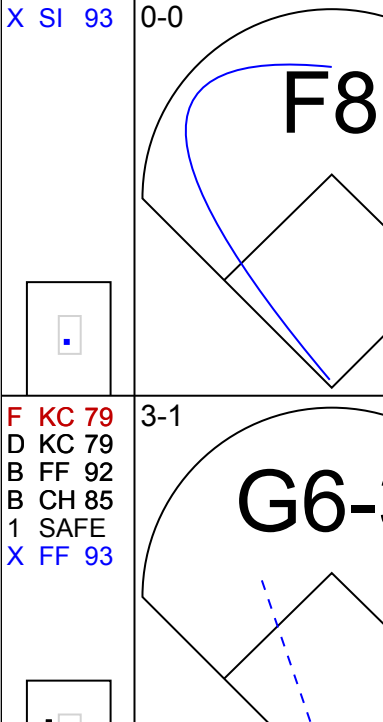
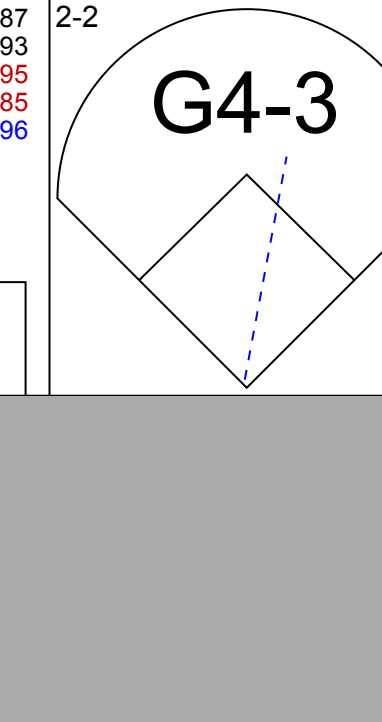

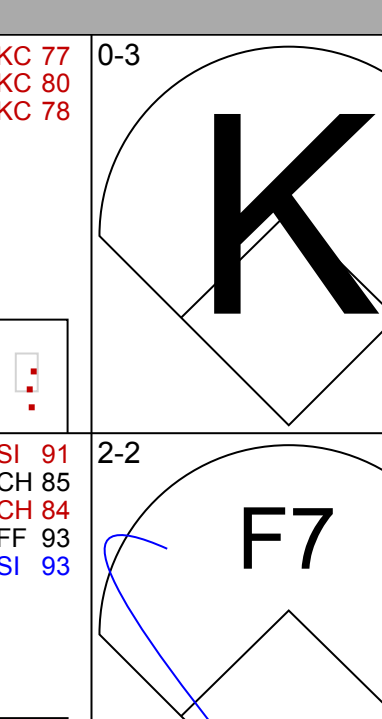
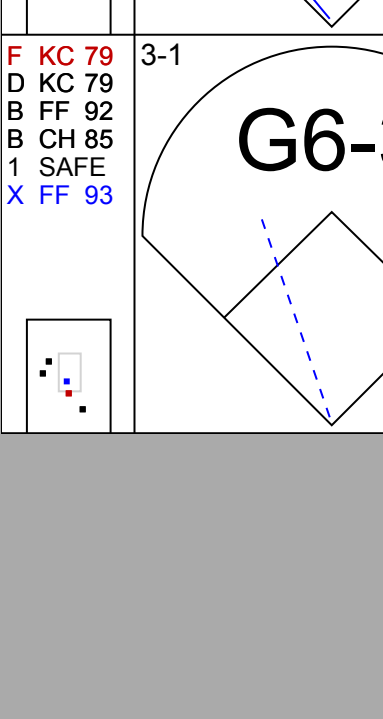
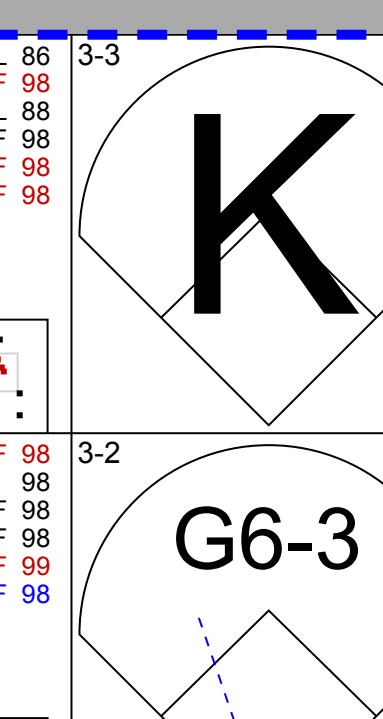
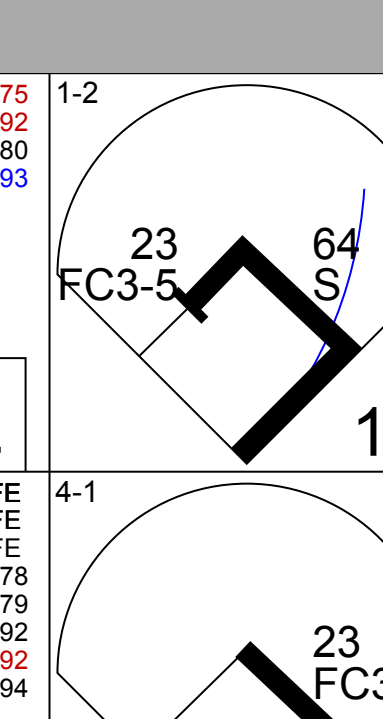
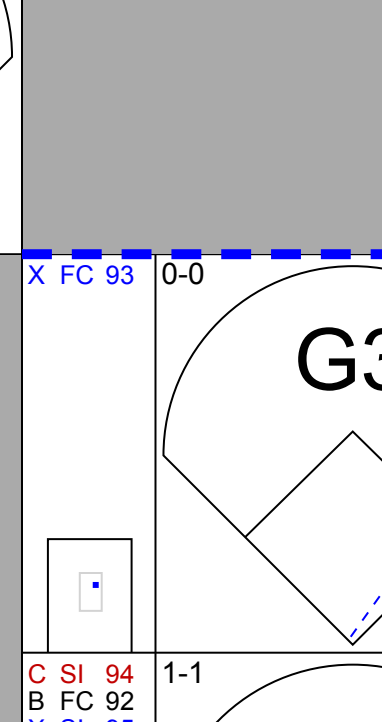
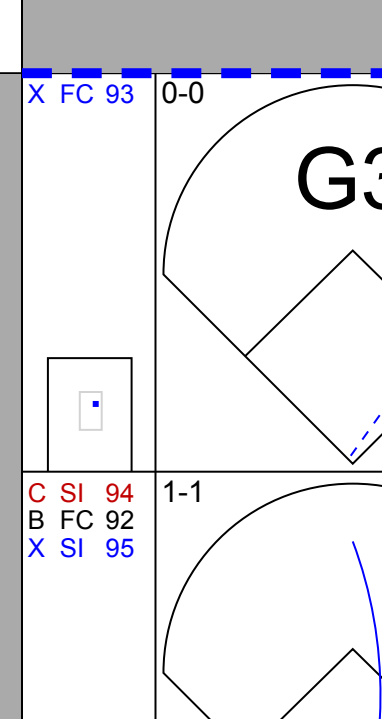
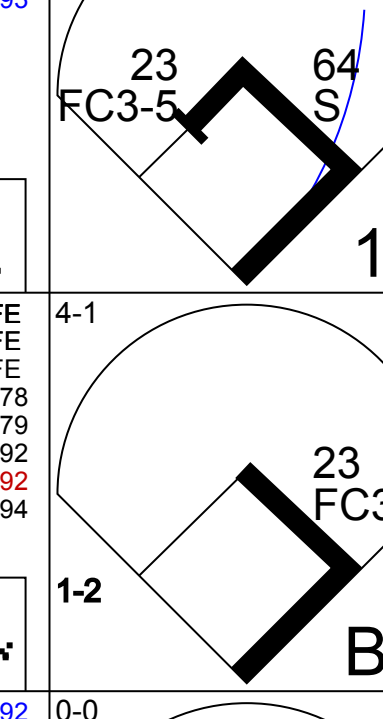
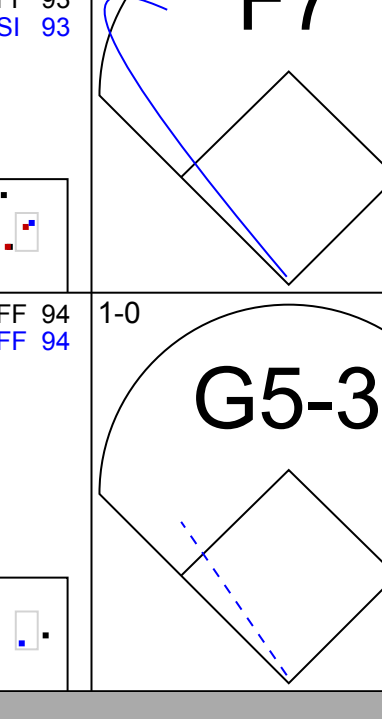
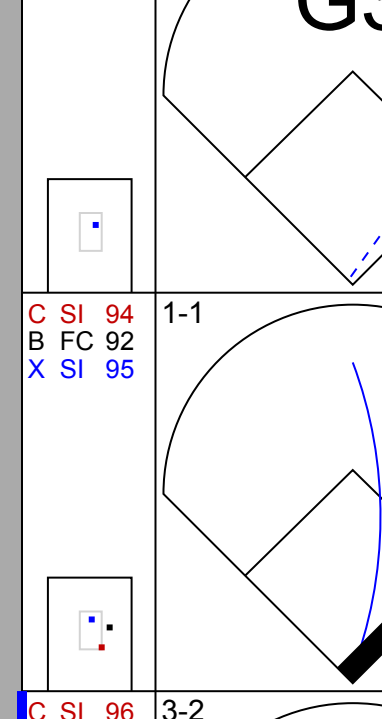
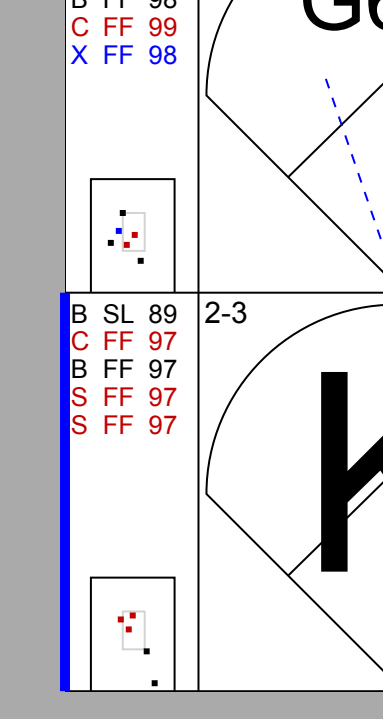
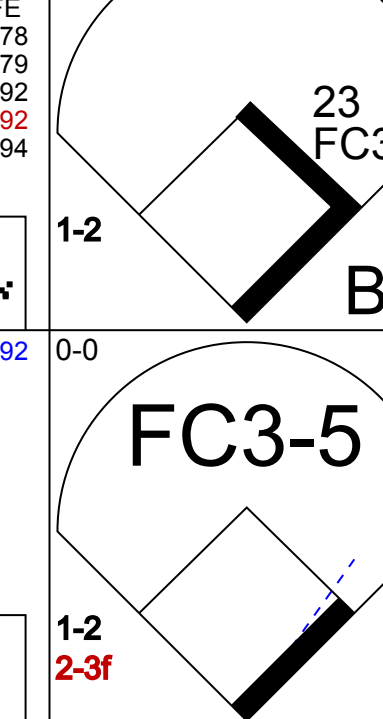
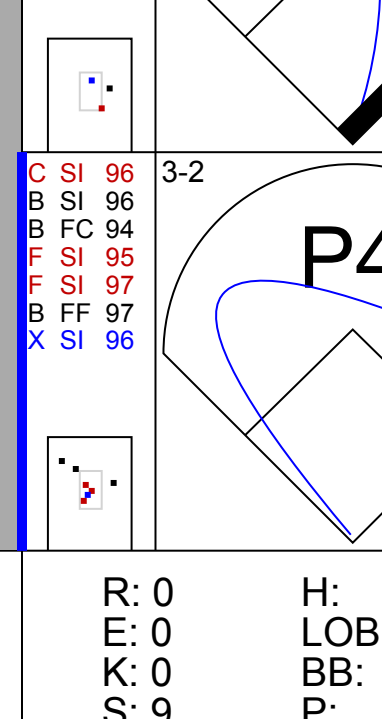
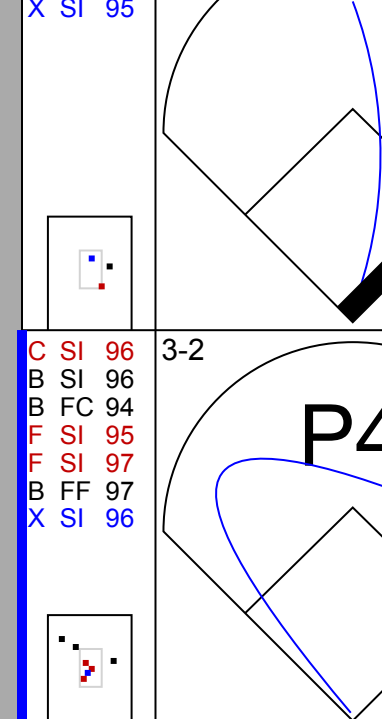


Philadelphia Phillies @ Washington Nationals
 Nationals Park, Washington, DC
 Fri Jun 22 2018, 7:06 PM - 10:35 PM EDT
 Att: 35,630 - Drizzlie - 68 F

AB 33
 R 2
 H 8
 RBI 2
 SO 7
 LOB 14



Batter	1	2	3	4	5	6	7	8	9	AB	R	H	RBI	BB	SO	LOB	TOP				
16 César Hernández, S (1,4) OBP: 0.376, SLG: 0.394										4	0	1	0	1	1	2	Philadelphia Phillies @ Washington Nationals Nationals Park, Washington, DC Sat Jun 23 2018, 4:06 PM - 7:08 PM EDT Att: 40,341 - Cloudy - 81 F				
17 Rhys Hoskins, R (1,7) OBP: 0.375, SLG: 0.465										4	0	0	0	1	1	2					
37 Odbel Herrera, L (1,8) OBP: 0.357, SLG: 0.500										4	0	0	0	0	1	2					
41 Carlos Santana, S (1,3) OBP: 0.358, SLG: 0.446										4	1	1	1	0	0	1					
5 Nick Williams, L (1,9) OBP: 0.307, SLG: 0.430										4	0	1	0	0	0	0					
46 Adam Morgan, L (8,1)										0	0	0	0	0	0	0					
58 Seranthony Dominguez, R (1,1)										0	0	0	0	0	0	0					
4 Scott Kingery, R (1,6) OBP: 0.287, SLG: 0.330										3	2	1	0	1	1	1					
7 Maikel Franco, R (1,5) OBP: 0.297, SLG: 0.425										4	2	4	1	0	0	0					
38 Jorge Alfaro, R (1,2) OBP: 0.289, SLG: 0.384										3	0	1	1	1	1	2					
27 Aaron Nola, R (1,1) OBP: 0.097, SLG: 0.067										2	0	1	1	0	1	2					
9 Jesmel Valentin, S (7,PH) OBP: 0.258, SLG: 0.351										0	0	0	1	0	0	0					
40 Tommy Hunter, R (7,1)										0	0	0	0	0	0	0					
23 Aaron Altherr, R (8,9) OBP: 0.297, SLG: 0.318										1	0	0	0	0	1	0					
Inning Stats	R: 0 E: 0 K: 1 S: 11	H: 0 LOB: 0 BB: 0 P: 19	R: 2 E: 0 K: 0 S: 18	H: 4 LOB: 2 BB: 0 P: 27	R: 0 E: 0 K: 0 S: 6	H: 0 LOB: 0 BB: 1 P: 12	R: 0 E: 0 K: 2 S: 12	H: 2 LOB: 2 BB: 1 P: 17	R: 0 E: 0 K: 0 S: 6	H: 0 LOB: 0 BB: 0 P: 11	R: 1 E: 0 K: 1 S: 7	H: 1 LOB: 1 BB: 1 P: 13	R: 2 E: 0 K: 2 S: 15	H: 2 LOB: 1 BB: 1 P: 24	R: 0 E: 0 K: 1 S: 7	H: 0 LOB: 0 BB: 0 P: 10	1B: 7 2B: 2 3B: 0 HR: 1	SF: 1 SAC: 0 DP: 2 HBP: 0	WP: 0 PB: 0 SB: 2 CS: 0	PA: 38	
PITCHER	IP WLS BF H R ER SO BB IBB HBP BLK WP HR S P ERA WHIP	IP WLS BF H R ER SO BB IBB HBP BLK WP HR S P ERA WHIP	IP WLS BF H R ER SO BB IBB HBP BLK WP HR S P ERA WHIP	IP WLS BF H R ER SO BB IBB HBP BLK WP HR S P ERA WHIP	IP WLS BF H R ER SO BB IBB HBP BLK WP HR S P ERA WHIP	IP WLS BF H R ER SO BB IBB HBP BLK WP HR S P ERA WHIP	IP WLS BF H R ER SO BB IBB HBP BLK WP HR S P ERA WHIP	IP WLS BF H R ER SO BB IBB HBP BLK WP HR S P ERA WHIP	IP WLS BF H R ER SO BB IBB HBP BLK WP HR S P ERA WHIP	IP WLS BF H R ER SO BB IBB HBP BLK WP HR S P ERA WHIP	IP WLS BF H R ER SO BB IBB HBP BLK WP HR S P ERA WHIP	IP WLS BF H R ER SO BB IBB HBP BLK WP HR S P ERA WHIP	IP WLS BF H R ER SO BB IBB HBP BLK WP HR S P ERA WHIP	IP WLS BF H R ER SO BB IBB HBP BLK WP HR S P ERA WHIP	IP WLS BF H R ER SO BB IBB HBP BLK WP HR S P ERA WHIP	IP WLS BF H R ER SO BB IBB HBP BLK WP HR S P ERA WHIP	IP WLS BF H R ER SO BB IBB HBP BLK WP HR S P ERA WHIP	IP WLS BF H R ER SO BB IBB HBP BLK WP HR S P ERA WHIP	IP WLS BF H R ER SO BB IBB HBP BLK WP HR S P ERA WHIP	IP WLS BF H R ER SO BB IBB HBP BLK WP HR S P ERA WHIP	IP WLS BF H R ER SO BB IBB HBP BLK WP HR S P ERA WHIP
23 Erick Fedde, R (1,1) ERA: 5.32	6.0	L	25	8	3	3	3	1	1	0	0	0	0	0	0	0	4.50	1.500			
44 Ryan Madson, R (7,1) ERA: 4.21	1.0		4	0	0	0	1	0	0	0	0	0	0	0	0	0	0.00	1.000			
40 Kelvin Herrera, R (8,1) ERA: 1.57	1.0		6	2	2	2	1	0	0	0	0	1	15	24	18.00	3.000					
27 Shawn Kelley, R (9,1) ERA: 3.93	1.0		3	0	0	0	1	0	0	0	0	0	7	10	0.00	0.000					

Batter	1	2	3	4	5	6	7	8	9	AB	R	H	RBI	BB	SO	LOB	BOTTOM					
2 Adam Eaton, L (1,9) OBP: 0.373, SLG: 0.456										4	0	0	0	0	3	3	Philadelphia Phillies @ Washington Nationals Nationals Park, Washington, DC Sat Jun 23 2018, 4:06 PM - 7:08 PM EDT Att: 40,341 - Cloudy - 81 F					
40 Kelvin Herrera, R (8,1)										0	0	0	0	0	0	0						
27 Shawn Kelley, R (9,1)										0	0	0	0	0	0	0						
34 Bryce Harper, L (1,8) OBP: 0.353, SLG: 0.465										3	0	0	0	1	0	2						
6 Anthony Rendon, R (1,5) OBP: 0.357, SLG: 0.490										4	2	2	1	0	0	0						
22 Juan Soto, L (1,7) OBP: 0.422, SLG: 0.596										3	1	1	0	1	0	0						
20 Daniel Murphy, L (1,3) OBP: 0.158, SLG: 0.162										4	0	1	2	0	0	1						
7 Trea Turner, R (1,6) OBP: 0.347, SLG: 0.398										4	0	0	0	0	3	2						
1 Wilmer Difo, S (1,4) OBP: 0.304, SLG: 0.356										4	0	1	0	0	0	0						
64 Spencer Kieboom, R (1,2) OBP: 0.316, SLG: 0.242										2	0	1	0	1	0	0						
3 Michael Taylor, R (9,PH) OBP: 0.306, SLG: 0.394										1	0	0	0	0	1	0						
23 Erick Fedde, R (1,1)										2	0	0	0	0	0	2						
44 Ryan Madson, L (7,1)										0	0	0	0	0	0	0						
8 Brian Goodwin, L (7,PH) OBP: 0.304, SLG: 0.261										1	0	0	0	0	0	1						
Inning Stats	R: 2 E: 0 K: 2 S: 14	H: 3 LOB: 1 BB: 0 P: 18	R: 0 E: 0 K: 1 S: 9	H: 1 LOB: 1 BB: 1 P: 14	R: 0 E: 0 K: 0 S: 5	H: 0 LOB: 0 BB: 0 P: 7	R: 0 E: 0 K: 1 S: 7	H: 0 LOB: 0 BB: 1 P: 10	R: 0 E: 0 K: 1 S: 11	H: 0 LOB: 0 BB: 1 P: 18	R: 0 E: 0 K: 0 S: 9	H: 0 LOB: 1 BB: 1 P: 16	R: 0 E: 0 K: 0 S: 9	H: 1 LOB: 1 BB: 0 P: 14	R: 1 E: 0 K: 0 S: 17	H: 1 LOB: 0 BB: 0 P: 24	R: 0 E: 0 K: 2 S: 9	H: 0 LOB: 0 BB: 0 P: 17	1B: 4 2B: 1 3B: 0 HR: 1	SF: 0 SAC: 0 DP: 0 HBP: 0	WP: 0 PB: 0 SB: 1 CS: 1	PA: 36
PITCHER	IP WLS BF H R ER SO BB IBB HBP BLK WP HR S P ERA WHIP	IP WLS BF H R ER SO BB IBB HBP BLK WP HR S P ERA WHIP	IP WLS BF H R ER SO BB IBB HBP BLK WP HR S P ERA WHIP	IP WLS BF H R ER SO BB IBB HBP BLK WP HR S P ERA WHIP	IP WLS BF H R ER SO BB IBB HBP BLK WP HR S P ERA WHIP	IP WLS BF H R ER SO BB IBB HBP BLK WP HR S P ERA WHIP	IP WLS BF H R ER SO BB IBB HBP BLK WP HR S P ERA WHIP	IP WLS BF H R ER SO BB IBB HBP BLK WP HR S P ERA WHIP	IP WLS BF H R ER SO BB IBB HBP BLK WP HR S P ERA WHIP	IP WLS BF H R ER SO BB IBB HBP BLK WP HR S P ERA WHIP	IP WLS BF H R ER SO BB IBB HBP BLK WP HR S P ERA WHIP	IP WLS BF H R ER SO BB IBB HBP BLK WP HR S P ERA WHIP	IP WLS BF H R ER SO BB IBB HBP BLK WP HR S P ERA WHIP	IP WLS BF H R ER SO BB IBB HBP BLK WP HR S P ERA WHIP	IP WLS BF H R ER SO BB IBB HBP BLK WP HR S P ERA WHIP	IP WLS BF H R ER SO BB IBB HBP BLK WP HR S P ERA WHIP	IP WLS BF H R ER SO BB IBB HBP BLK WP HR S P ERA WHIP	IP WLS BF H R ER SO BB IBB HBP BLK WP HR S P ERA WHIP	IP WLS BF H R ER SO BB IBB HBP BLK WP HR S P ERA WHIP	IP WLS BF H R ER SO BB IBB HBP BLK WP HR S P ERA WHIP	IP WLS BF H R ER SO BB IBB HBP BLK WP HR S P ERA WHIP	
27 Aaron Nola, R (1,1) ERA: 2.95	6.0	W	24	4	2	2	5	3	0	0	0	0	0	0	0	0	3.00	1.167				
40 Tommy Hunter, R (7,1) ERA: 4.57	1.0	H	4	1	0	0	0	0	0	0	0	9	14	0.00	1.000							
46 Adam Morgan, L (8,1) ERA: 4.71	1.0	H	4	1	1	1	0	0	0	0	1	17	24	9.00	1.000							
58 Seranthony Dominguez, R (1,1) ERA: 1.54	1.0	S	3	0	0	0	2	0	0	0	0	9	17	0.00	0.000							

Batter	1	2	3	4	5	6	7	8	9	AB	R	H	RBI	BB	SO	LOB	TOP					
7 Trea Turner, R OBP: 0.347, SLG: 0.401										3	0	0	0	1	1	0	Washington Nationals @ Tampa Bay Rays Tropicana Field, St. Petersburg, FL Mon Jun 25 2018, 7:11 PM - 10:01 PM EDT Att: 13,624 - Dome - 72 F					
34 Bryce Harper, L OBP: 0.356, SLG: 0.476										2	0	0	0	1	1	0						
8 Brian Goodwin, L OBP: 0.310, SLG: 0.255										1	0	0	0	0	0	0						
6 Anthony Rendon, R OBP: 0.358, SLG: 0.509										3	0	1	0	0	1	2						
64 Spencer Kieboom, R OBP: 0.308, SLG: 0.235										1	0	0	0	0	1	0						
22 Juan Soto, L OBP: 0.432, SLG: 0.581										3	0	1	0	1	2	2						
3 Michael Taylor, R OBP: 0.307, SLG: 0.392										4	0	0	0	0	1	5						
14 Mark Reynolds, R OBP: 0.285, SLG: 0.463										2	0	0	0	1	1	0						
1 Wilmer Difo, S OBP: 0.302, SLG: 0.352										3	0	0	0	0	1	0						
29 Pedro Severino, R OBP: 0.267, SLG: 0.226										3	0	0	0	0	0	0						
2 Adam Eaton, L OBP: 0.367, SLG: 0.444										3	0	0	0	0	0	0						
Inning Stats	R: 0 E: 0 K: 1 S: 10	H: 0 LOB: 2 BB: 2 P: 20	R: 0 E: 0 K: 2 S: 8	H: 0 LOB: 0 BB: 0 P: 13	R: 0 E: 0 K: 2 S: 9	H: 0 LOB: 0 BB: 0 P: 14	R: 0 E: 0 K: 3 S: 11	H: 0 LOB: 0 BB: 0 P: 13	R: 0 E: 0 K: 0 S: 5	H: 0 LOB: 0 BB: 0 P: 7	R: 0 E: 0 K: 0 S: 11	H: 1 LOB: 3 BB: 2 P: 23	R: 0 E: 0 K: 0 S: 8	H: 0 LOB: 0 BB: 0 P: 14	R: 0 E: 0 K: 1 S: 12	H: 1 LOB: 1 BB: 0 P: 16	1B: 1 2B: 1 3B: 0 HR: 0	SF: 0 SAC: 0 DP: 1 HBP: 0	WP: 0 PB: 0 SB: 0 CS: 0	PA: 32		
PITCHER	IP ERA WHIP	WLS BF	H R ER SO	BB IBB HBP BLK	WP HR S P	ERA WHIP	PITCHER	IP ERA WHIP	WLS BF	H R ER SO	BB IBB HBP BLK	WP HR S P	ERA WHIP	PITCHER	IP ERA WHIP	WLS BF	H R ER SO	BB IBB HBP BLK	WP HR S P	ERA WHIP		
4 Blake Snell, L ERA: 2.31	7.0	W	25	1	0	0	10	4	0	0	0	0	0	0	0	0	0	0	0	0	0.00	0.714
50 Austin Pruitt, R ERA: 4.08	2.0		7	1	0	0	1	0	0	0	0	0	0	0	0	0	0	0	0	0	0.00	0.500
Batter	1	2	3	4	5	6	7	8	9	AB	R	H	RBI	BB	SO	LOB	BOTTOM					
39 Kevin Kiermaier, L OBP: 0.247, SLG: 0.265										4	1	1	4	1	2	1	Washington Nationals @ Tampa Bay Rays Tropicana Field, St. Petersburg, FL Mon Jun 25 2018, 7:11 PM - 10:01 PM EDT Att: 13,624 - Dome - 72 F					
0 Mallex Smith, L OBP: 0.339, SLG: 0.361										3	0	1	0	1	0	2						
5 Matt Duffy, R OBP: 0.395, SLG: 0.437										1	0	0	0	0	0	0						
10 Johnny Field, R OBP: 0.256, SLG: 0.392										5	1	1	0	0	0	2						
28 Daniel Robertson, R OBP: 0.391, SLG: 0.422										4	2	2	3	0	1	2						
40 Wilson Ramos, R OBP: 0.340, SLG: 0.469										1	1	1	0	0	0	0						
45 Jesus Sucre, R OBP: 0.298, SLG: 0.250										4	1	1	0	1	2	1						
44 C.J. Cron, R OBP: 0.312, SLG: 0.445										4	1	1	0	1	2	1						
9 Jake Bauers, L OBP: 0.416, SLG: 0.563										5	2	4	1	0	1	0						
27 Carlos Gómez, R OBP: 0.277, SLG: 0.338										4	1	0	0	1	3	4						
11 Adeiny Hechavarria, R OBP: 0.307, SLG: 0.362										3	1	0	0	1	0	1						
1 Willy Adames, R OBP: 0.277, SLG: 0.339										3	1	1	1	1	1	1						
Inning Stats	R: 6 E: 0 K: 2 S: 9	H: 3 LOB: 1 BB: 4 P: 58	R: 1 E: 0 K: 1 S: 17	H: 2 LOB: 2 BB: 1 P: 25	R: 1 E: 0 K: 2 S: 11	H: 2 LOB: 1 BB: 0 P: 14	R: 0 E: 0 K: 0 S: 6	H: 0 LOB: 0 BB: 0 P: 9	R: 2 E: 0 K: 1 S: 12	H: 2 LOB: 0 BB: 0 P: 17	R: 0 E: 1 K: 3 S: 10	H: 0 LOB: 1 BB: 0 P: 16	R: 1 E: 0 K: 0 S: 15	H: 3 LOB: 2 BB: 0 P: 19	1B: 8 2B: 1 3B: 0 HR: 3	SF: 0 SAC: 0 DP: 0 HBP: 0	WP: 2 PB: 0 SB: 1 CS: 0	PA: 43				
PITCHER	IP ERA WHIP	WLS BF	H R ER SO	BB IBB HBP BLK	WP HR S P	ERA WHIP	PITCHER	IP ERA WHIP	WLS BF	H R ER SO	BB IBB HBP BLK	WP HR S P	ERA WHIP									
47 Gio González, L ERA: 3.88	1.0	L	11	3	6	2	5	0	0	0	0	0	0	0	0	0	0	0	0	0	0	0
60 Justin Miller, R ERA: 2.59	3.0		14	4	2	2	4	1	0	0	0	1	1	37	54	6.00	1.667					
55 Tim Collins, L ERA: 1.86	2.0		8	2	2	2	1	0	0	0	0	0	1	18	26	9.00	1.000					
33 Matt Grace, L ERA: 3.52	2.0		10	3	1	1	3	0	0	0	0	0	0	25	35	4.50	1.500					

Batter	1	2	3	4	5	6	7	8	9	AB	R	H	RBI	BB	SO	LOB	TOP					
50 Mookie Betts, R (1.8) OBP: 0.428, SLG: 0.672	G6-3		G6-3		F9				FC3-6	4	1	1	0	1	0	0						
16 Andrew Benintendi, L (1.7) OBP: 0.360, SLG: 0.462	L8		G4-3				L8		FC3-6	5	2	1	0	0	0	1						
28 J.D. Martinez, R (1.9) OBP: 0.391, SLG: 0.640	F9		K				F9		HR	5	2	2	4	0	1	0						
18 Mitch Moreland, L (1.3) OBP: 0.354, SLG: 0.533										1	1	1	0	0	0	0						
25 Steve Pearce, R (3.3) OBP: 0.358, SLG: 0.534										4	1	2	1	0	0	0						
2 Xander Bogaerts, R (1.6) OBP: 0.341, SLG: 0.504										3	1	2	3	2	0	0						
11 Rafael Devers, L (1.5) OBP: 0.287, SLG: 0.432										3	1	0	0	1	1	5						
36 Eduardo Núñez, R (1.4) OBP: 0.286, SLG: 0.371										4	1	2	3	0	0	3						
3 Sandy León, S (1.2) OBP: 0.294, SLG: 0.402										3	0	0	0	1	1	0						
61 Brian Johnson, L (1.1) OBP: 0.250, SLG: 0.250										2	1	1	0	0	0	0						
37 Heath Hembree, R (5.1)										1	0	0	0	0	1	0						
44 Brandon Workman, R (7.1)										0	0	0	0	0	0	0						
23 Blake Swihart, S (8. PH)										1	0	0	0	0	1	2						
67 William Cuevas, S (8.1)										0	0	0	0	0	0	0						
Inning Stats	R: 0 E: 0 K: 0 S: 4	H: 0 LOB: 0 BB: 0 P: 7	R: 3 E: 0 K: 0 S: 13	H: 3 LOB: 0 BB: 0 P: 16	R: 0 E: 0 K: 1 S: 8	H: 0 LOB: 0 BB: 0 P: 10	R: 0 E: 0 K: 1 S: 6	H: 1 LOB: 1 BB: 1 P: 11	R: 6 E: 0 K: 1 S: 21	H: 6 LOB: 0 BB: 1 P: 33	R: 0 E: 0 K: 1 S: 8	H: 0 LOB: 0 BB: 0 P: 12	R: 0 E: 0 K: 0 S: 6	H: 0 LOB: 0 BB: 0 P: 9	R: 0 E: 0 K: 1 S: 9	H: 1 LOB: 2 BB: 2 P: 20	R: 2 E: 0 K: 0 S: 10	H: 1 LOB: 1 BB: 1 P: 19	1B: 7 2B: 2 3B: 0 HR: 3	SF: 0 SAC: 0 DP: 3 HBP: 0	WP: 1 PB: 0 CS: 0	PA: 41
PITCHER	IP WLS BF H R ER SO BB IBB HBP BLK WP HR S P ERA WHIP																					
57 Tanner Roark, R (1.1) ERA: 4.6	7.0 L 31 10 9 9 4 2 0 0 0 0 1 2 66 98 11.57 1.714																					
55 Tim Collins, L (8.1) ERA: 2.77	1.0 5 1 0 0 1 2 0 0 0 0 0 9 20 0.00 3.000																					
33 Matt Grace, L (9.1) ERA: 3.86	1.0 5 1 2 2 0 1 0 0 0 0 1 10 19 18.00 2.000																					

Boston Red Sox @ Washington Nationals
Nationals Park, Washington, DC
Tue Jul 03 2018, 6:07 PM - 9:01 PM EDT
Att: 42,531 - Cloudy - 94 F

livebaseballscorecards.com

AB 36
R 11
H 12
RBI 11
BB 5
SO 5
LOB 11



Batter	1	2	3	4	5	6	7	8	9	AB	R	H	RBI	BB	SO	LOB	BOTTOM					
7 Trea Turner, R (1.6) OBP: 0.353, SLG: 0.405			P5		F7					5	0	2	0	0	1	2						
22 Juan Soto, L (1.7) OBP: 0.421, SLG: 0.556			G4-3							5	0	1	0	0	1	1						
6 Anthony Rendon, R (1.5) OBP: 0.354, SLG: 0.530										5	0	1	0	0	0	3						
34 Bryce Harper, L (1.9) OBP: 0.366, SLG: 0.484										3	1	1	0	1	2	2						
1 Wilmer Difo, S (8.4) OBP: 0.303, SLG: 0.349										1	0	0	0	0	0	1						
20 Daniel Murphy, L (1.4) OBP: 0.227, SLG: 0.270										4	0	0	0	0	0	5						
55 Tim Collins, L (8.1)										0	0	0	0	0	0	0						
33 Matt Grace, L (9.1)										0	0	0	0	0	0	0						
14 Mark Reynolds, R (1.3) OBP: 0.324, SLG: 0.480										4	1	2	1	0	1	0						
3 Michael Taylor, R (1.8) OBP: 0.301, SLG: 0.385										4	0	2	0	0	1	3						
29 Pedro Severino, R (1.2) OBP: 0.259, SLG: 0.240										3	1	1	1	1	0	2						
57 Tanner Roark, R (1.1) OBP: 0.188, SLG: 0.161										3	0	1	1	0	1	1						
8 Brian Goodwin, L (8.9) OBP: 0.318, SLG: 0.370										1	1	1	1	0	0	0						
Inning Stats	R: 0 E: 0 K: 1 S: 9	H: 2 LOB: 2 BB: 0 P: 11	R: 0 E: 0 K: 1 S: 10	H: 1 LOB: 1 BB: 1 P: 18	R: 0 E: 0 K: 0 S: 9	H: 0 LOB: 0 BB: 0 P: 14	R: 2 E: 0 K: 0 S: 14	H: 4 LOB: 2 BB: 0 P: 17	R: 0 E: 0 K: 1 S: 16	H: 2 LOB: 3 BB: 1 P: 28	R: 1 E: 0 K: 3 S: 14	H: 1 LOB: 0 BB: 0 P: 18	R: 0 E: 0 K: 1 S: 6	H: 0 LOB: 0 BB: 0 P: 9	R: 0 E: 0 K: 0 S: 8	H: 0 LOB: 0 BB: 0 P: 14	R: 1 E: 0 K: 0 S: 13	H: 2 LOB: 1 BB: 0 P: 17	1B: 9 2B: 1 3B: 0 HR: 2	SF: 0 SAC: 0 DP: 0 HBP: 0	WP: 0 PB: 0 SB: 0 CS: 1	PA: 40
PITCHER	IP WLS BF H R ER SO BB IBB HBP BLK WP HR S P ERA WHIP																					
61 Brian Johnson, L (1.1) ERA: 4.23	4.2 23 2 1 1 4 0 0 0 0 0 1 20 29 6.75 1.500																					
37 Heath Hembree, R (5.1) ERA: 3.72	1.1 W 3 0 0 0 1 0 0 0 0 0 0 6 9 0.00 0.000																					
44 Brandon Workman, R (7.1) ERA: 0.75	1.0 W 3 0 0 0 1 0 0 0 0 0 0 6 9 0.00 0.000																					
67 William Cuevas, R (8.1) ERA: 4.5	2.0 8 2 1 1 0 0 0 0 0 0 1 21 31 4.50 1.000																					

Boston Red Sox @ Washington Nationals
Nationals Park, Washington, DC
Tue Jul 03 2018, 6:07 PM - 9:01 PM EDT
Att: 42,531 - Cloudy - 94 F

livebaseballscorecards.com

AB 38
R 4
H 12
RBI 4
BB 2
SO 7
LOB 20



Batter	1	2	3	4	5	6	7	8	9	AB	R	H	RBI	BB	SO	LOB	TOP			
50 Mookie Betts, R OBP: 0.432, SLG: 0.669	1-1 FC3-6 1B		1-1 G5-3			0-2 28 1B 1B	0-1 SAFE F8		3-2 HBP	4	0	2	0	0	0	1				
12 Brock Holt, L OBP: 0.371, SLG: 0.405	2-1 FC3-6 28 G4-3 1-2		2-1 G4-3			2-3 SAFE K		1-2 F8	1-0 FC1-2	5	0	0	0	0	1	5				
28 J.D. Martinez, R OBP: 0.392, SLG: 0.642	3-2 G4-3		2-2 G4-3			2-2 SAFE K		2-3 K		4	0	2	0	0	1	1				
25 Steve Pearce, R OBP: 0.343, SLG: 0.511	2-2 G6-3		0-0 G6-3			1-1 F8		0-1 G6-3		4	0	0	0	0	0	4				
11 Rafael Devers, L OBP: 0.289, SLG: 0.436	1-2 G4-3 1B		1-3 K			2-1 36 1B 19 SF7 2B		0-1 F7		4	1	2	0	0	1	1				
36 Eduardo Nájera, R OBP: 0.289, SLG: 0.373	1-3 SAFE K		1-1 L9			0-1 19 E 16 WP 1B		2-1 K	1-0 19 2B 1B	4	2	2	0	0	1	1				
19 Jackie Bradley Jr., L OBP: 0.290, SLG: 0.332	1-1 G4-3		0-1 G4-3			3-2 SF7		3-2 HBP 50 HBP 12 FC1-2 2B		3	0	1	2	0	0	1				
7 Christian Vázquez, R OBP: 0.249, SLG: 0.300			3-2 G6-3			1-3 K		1-2 G3		4	0	0	0	0	2	2				
57 Eduardo Rodríguez, L 16 Andrew Benintendi, L 32 Matt Barnes, R 56 Joe Kelly, R 23 Blake Swihart, S 46 Craig Kimbrel, R			0-3 K			4-2 G1-3		4-2 BB		2	0	0	0	0	1	0				
Inning Stats	R: 0 H: 1 E: 0 K: 0 S: 13	L: 1 LOB: 0 BB: 0 P: 21	R: 0 H: 0 E: 0 K: 1 S: 10	L: 0 LOB: 0 BB: 0 P: 13	R: 0 H: 0 E: 0 K: 1 S: 9	L: 1 LOB: 1 BB: 0 P: 14	R: 0 H: 0 E: 0 K: 1 S: 8	L: 0 LOB: 0 BB: 0 P: 10	R: 0 H: 2 E: 1 K: 1 S: 16	L: 2 LOB: 2 BB: 1 P: 25	R: 0 H: 0 E: 0 K: 1 S: 9	L: 0 LOB: 0 BB: 0 P: 12	R: 1 H: 2 E: 0 K: 1 S: 17	L: 2 LOB: 3 BB: 1 P: 32	1B: 6 2B: 3 3B: 0 HR: 0	SF: 1 2B: 3 DP: 0 HBP: 1	WP: 1 PA: 38 PB: 0 SB: 0 CS: 0			
PITCHER	IP WLS BF H R ER SO	IP WLS BF H R ER SO	IP WLS BF H R ER SO	IP WLS BF H R ER SO	IP WLS BF H R ER SO	IP WLS BF H R ER SO	IP WLS BF H R ER SO	IP WLS BF H R ER SO	IP WLS BF H R ER SO	IP WLS BF H R ER SO	IP WLS BF H R ER SO	IP WLS BF H R ER SO	IP WLS BF H R ER SO	IP WLS BF H R ER SO	IP WLS BF H R ER SO	IP WLS BF H R ER SO	IP WLS BF H R ER SO	ERA WHIP	ERA WHIP	
23 Erick Fedde, R ERA: 5.79	(1, 1) 1.0 5 2 0 0 0	(1, 1) 1.0 5 2 0 0 0	(1, 1) 1.0 5 2 0 0 0	(1, 1) 1.0 5 2 0 0 0	(1, 1) 1.0 5 2 0 0 0	(1, 1) 1.0 5 2 0 0 0	(1, 1) 1.0 5 2 0 0 0	(1, 1) 1.0 5 2 0 0 0	(1, 1) 1.0 5 2 0 0 0	(1, 1) 1.0 5 2 0 0 0	(1, 1) 1.0 5 2 0 0 0	(1, 1) 1.0 5 2 0 0 0	(1, 1) 1.0 5 2 0 0 0	(1, 1) 1.0 5 2 0 0 0	(1, 1) 1.0 5 2 0 0 0	(1, 1) 1.0 5 2 0 0 0	(1, 1) 1.0 5 2 0 0 0	0.00 2.000	0.00 2.000	
33 Matt Grace, L ERA: 3.34	(2, 1) 4.0 12 1 0 0 4	(2, 1) 4.0 12 1 0 0 4	(2, 1) 4.0 12 1 0 0 4	(2, 1) 4.0 12 1 0 0 4	(2, 1) 4.0 12 1 0 0 4	(2, 1) 4.0 12 1 0 0 4	(2, 1) 4.0 12 1 0 0 4	(2, 1) 4.0 12 1 0 0 4	(2, 1) 4.0 12 1 0 0 4	(2, 1) 4.0 12 1 0 0 4	(2, 1) 4.0 12 1 0 0 4	(2, 1) 4.0 12 1 0 0 4	(2, 1) 4.0 12 1 0 0 4	(2, 1) 4.0 12 1 0 0 4	(2, 1) 4.0 12 1 0 0 4	(2, 1) 4.0 12 1 0 0 4	(2, 1) 4.0 12 1 0 0 4	0.00 0.250	0.00 0.250	
21 Brandon Kintzler, R ERA: 4.18	(6, 1) 1.0 5 2 0 0 1	(6, 1) 1.0 5 2 0 0 1	(6, 1) 1.0 5 2 0 0 1	(6, 1) 1.0 5 2 0 0 1	(6, 1) 1.0 5 2 0 0 1	(6, 1) 1.0 5 2 0 0 1	(6, 1) 1.0 5 2 0 0 1	(6, 1) 1.0 5 2 0 0 1	(6, 1) 1.0 5 2 0 0 1	(6, 1) 1.0 5 2 0 0 1	(6, 1) 1.0 5 2 0 0 1	(6, 1) 1.0 5 2 0 0 1	(6, 1) 1.0 5 2 0 0 1	(6, 1) 1.0 5 2 0 0 1	(6, 1) 1.0 5 2 0 0 1	(6, 1) 1.0 5 2 0 0 1	(6, 1) 1.0 5 2 0 0 1	0.00 2.000	0.00 2.000	
44 Ryan Madson, R ERA: 4.55	(7, 1) 1.0 L 6 2 2 1 0	(7, 1) 1.0 L 6 2 2 1 0	(7, 1) 1.0 L 6 2 2 1 0	(7, 1) 1.0 L 6 2 2 1 0	(7, 1) 1.0 L 6 2 2 1 0	(7, 1) 1.0 L 6 2 2 1 0	(7, 1) 1.0 L 6 2 2 1 0	(7, 1) 1.0 L 6 2 2 1 0	(7, 1) 1.0 L 6 2 2 1 0	(7, 1) 1.0 L 6 2 2 1 0	(7, 1) 1.0 L 6 2 2 1 0	(7, 1) 1.0 L 6 2 2 1 0	(7, 1) 1.0 L 6 2 2 1 0	(7, 1) 1.0 L 6 2 2 1 0	(7, 1) 1.0 L 6 2 2 1 0	(7, 1) 1.0 L 6 2 2 1 0	(7, 1) 1.0 L 6 2 2 1 0	(7, 1) 1.0 L 6 2 2 1 0	9.00 3.000	9.00 3.000
27 Shawn Kelley, R ERA: 3.22	(8, 1) 1.0 3 0 0 0 1	(8, 1) 1.0 3 0 0 0 1	(8, 1) 1.0 3 0 0 0 1	(8, 1) 1.0 3 0 0 0 1	(8, 1) 1.0 3 0 0 0 1	(8, 1) 1.0 3 0 0 0 1	(8, 1) 1.0 3 0 0 0 1	(8, 1) 1.0 3 0 0 0 1	(8, 1) 1.0 3 0 0 0 1	(8, 1) 1.0 3 0 0 0 1	(8, 1) 1.0 3 0 0 0 1	(8, 1) 1.0 3 0 0 0 1	(8, 1) 1.0 3 0 0 0 1	(8, 1) 1.0 3 0 0 0 1	(8, 1) 1.0 3 0 0 0 1	(8, 1) 1.0 3 0 0 0 1	(8, 1) 1.0 3 0 0 0 1	(8, 1) 1.0 3 0 0 0 1	0.00 0.000	0.00 0.000

Boston Red Sox @ Washington Nationals
Nationals Park, Washington, DC
Wed Jul 04 2018, 11:07 AM - 2:30 PM EDT
Att: 42,528 - Partly Cloudy - 89 F

AB 34
R 3
H 9
RBI 2
BB 2
SO 7
LOB 16



Batter	1	2	3	4	5	6	7	8	9	AB	R	H	RBI	BB	SO	LOB	BOTTOM							
2 Adam Eaton, L OBP: 0.367, SLG: 0.398 40 Kelvin Herrera, R 60 Justin Miller, R	0-3 K		1-1 F8			1-2 F9		0-3 K		4	0	0	0	0	2	1								
7 Trea Turner, R OBP: 0.354, SLG: 0.406	2-2 1B		2-2 1B			0-1 G5-3		0-3 K		4	0	2	0	0	1	0								
6 Anthony Rendon, R OBP: 0.352, SLG: 0.526	1-1 P4		1-0 F7			0-0 L9		2-1 20 1B 1B		4	0	1	0	0	0	2								
34 Bryce Harper, L OBP: 0.362, SLG: 0.478	1-1 G5-3		1-3 K			2-0 G4-3		1-3 K		4	0	0	0	0	2	2								
14 Mark Reynolds, R OBP: 0.319, SLG: 0.470 20 Daniel Murphy, L OBP: 0.235, SLG: 0.277	0-3 K		3-3 K			2-2 G3-1		1-1 K		2	0	0	0	0	2	0								
3 Michael Taylor, R OBP: 0.301, SLG: 0.383	2-3 K		3-2 L9			2-1 1B		1-2 1B		4	0	1	0	0	2	2								
1 Wilmer Difo, S OBP: 0.302, SLG: 0.345	4-0 BB		4-0 BB			3-3 K		3-3 K		3	0	0	0	1	2	3								
29 Pedro Severino, R OBP: 0.260, SLG: 0.241	2-2 G1-3		2-2 G1-3			0-0 E5		0-0 P5		3	0	1	0	0	0	2								
23 Erick Fedde, R 33 Matt Grace, L 8 Brian Goodwin, L 21 Brandon Kintzler, R 44 Ryan Madson, L 27 Shawn Kelley, R 22 Juan Soto, L			0-1 L5			1-1 L8		3-2 L4		0	0	0	0	0	0	0								
Inning Stats	R: 0 H: 1 E: 0 K: 1 S: 10	L: 0 LOB: 1 BB: 0 P: 14	R: 0 H: 0 E: 0 K: 2 S: 9	L: 0 LOB: 1 BB: 1 P: 17	R: 0 H: 1 E: 0 K: 0 S: 8	L: 1 LOB: 1 BB: 0 P: 12	R: 0 H: 0 E: 0 K: 2 S: 13	L: 0 LOB: 0 BB: 0 P: 20	R: 0 H: 1 E: 1 K: 1 S: 10	L: 1 LOB: 1 BB: 0 P: 15	R: 0 H: 0 E: 0 K: 0 S: 4	L: 0 LOB: 0 BB: 0 P: 6	R: 0 H: 1 E: 0 K: 1 S: 12	L: 1 LOB: 1 BB: 0 P: 19	R: 0 H: 0 E: 0 K: 2 S: 12	L: 0 LOB: 0 BB: 0 P: 15	R: 0 H: 2 E: 0 K: 2 S: 15	L: 2 LOB: 2 BB: 0 P: 22	1B: 6 2B: 0 3B: 0 HR: 0	SF: 0 2B: 0 DP: 0 HBP: 0	WP: 0 PA: 34 PB: 0 SB: 0 CS: 0			
PITCHER	IP WLS BF H R ER SO	IP WLS BF H R ER SO	IP WLS BF H R ER SO	IP WLS BF H R ER SO	IP WLS BF H R ER SO	IP WLS BF H R ER SO	IP WLS BF H R ER SO	IP WLS BF H R ER SO	IP WLS BF H R ER SO	IP WLS BF H R ER SO	IP WLS BF H R ER SO	IP WLS BF H R ER SO	IP WLS BF H R ER SO	IP WLS BF H R ER SO	IP WLS BF H R ER SO	IP WLS BF H R ER SO	IP WLS BF H R ER SO	ERA WHIP	ERA WHIP					
57 Eduardo Rodríguez, L 32 Matt Barnes, R 56 Joe Kelly, R 46 Craig Kimbrel, R	(1, 1) 6.0 W 22 1 0 0 0	(7, 1) 1.0 H 4 1 0 0 1	(8, 1) 1.0 H 3 0 0 0 2	(9, 1) 1.0 S 5 2 0 0 2	(1, 1) 6.0 W 22 1 0 0 0	(7, 1) 1.0 H 4 1 0 0 1	(8, 1) 1.0 H 3 0 0 0 2	(9, 1) 1.0 S 5 2 0 0 2	(1, 1) 6.0 W 22 1 0 0 0	(7, 1) 1.0 H 4 1 0 0 1	(8, 1) 1.0 H 3 0 0 0 2	(9, 1) 1.0 S 5 2 0 0 2	(1, 1) 6.0 W 22 1 0 0 0	(7, 1) 1.0 H 4 1 0 0 1	(8, 1) 1.0 H 3 0 0 0 2	(9, 1) 1.0 S 5 2 0 0 2	(1, 1) 6.0 W 22 1 0 0 0	(7, 1) 1.0 H 4 1 0 0 1	(8, 1) 1.0 H 3 0 0 0 2	(9, 1) 1.0 S 5 2 0 0 2	0.00 0.667	0.00 1.000	0.00 0.000	0.00 2.000


Boston Red Sox @ Washington Nationals
Nationals Park, Washington, DC
Wed Jul 04 2018, 11:07 AM - 2:30 PM EDT
Att: 42,528 - Partly Cloudy - 89 F

AB 33
R 0
H 6
RBI 0
BB 1
SO 11
LOB 13




Batter	1	2	3	4	5	6	7	8	9	AB	R	H	RBI	BB	SO	LOB	TOP					
32 Derek Dietrich, L (1,7) OBP: 0.346, SLG: 0.454										4	0	1	0	0	0	1	Miami Marlins @ Washington Nationals Nationals Park, Washington, DC Sat Jul 07 2018, 7:18 PM - 10:17 PM EDT Att: 34,364 - Clear - 79 F					
13 Starlin Castro, R (1,4) OBP: 0.346, SLG: 0.414										3	1	1	1	1	0	1						
11 J.T. Realmuto, R (1,2) OBP: 0.358, SLG: 0.544										3	1	1	1	0	0	2						
28 Bryan Holaday, R (6,2) OBP: 0.216, SLG: 0.211										4	0	0	0	0	2	1						
41 Justin Bour, L (1,3) OBP: 0.359, SLG: 0.411										3	0	0	0	1	1	0						
30 Garrett Cooper, R (1,9) OBP: 0.412, SLG: 0.231										4	1	1	0	0	0	2						
10 JT Riddle, L (1,6) OBP: 0.287, SLG: 0.468										4	1	1	0	0	0	2						
19 Miguel Rojas, R (1,5) OBP: 0.313, SLG: 0.357											4	0	1	1	0	0		0				
2 Yadiel Rivera, R (1,8) OBP: 0.310, SLG: 0.245										3	1	1	1	0	0	1						
54 Wei-Yin Chen, R (1,1) OBP: 0.143, SLG: 0.143										2	0	1	0	0	0	0						
57 Elieser Hernández, R (5,1)										1	0	0	0	0	0	0						
51 Ben Meyer, L (7,1)										0	0	0	0	0	0	0						
Inning Stats	R: 0 E: 0 K: 0 S: 8	H: 1 LOB: 0 BB: 0 P: 14	R: 0 E: 0 K: 1 S: 9	H: 0 LOB: 0 BB: 0 P: 10	R: 0 E: 0 K: 0 S: 5	H: 0 LOB: 0 BB: 0 P: 5	R: 2 E: 0 K: 2 S: 14	H: 2 LOB: 0 BB: 0 P: 18	R: 1 E: 0 K: 0 S: 21	H: 3 LOB: 1 BB: 0 P: 27	R: 0 E: 0 K: 0 S: 12	H: 0 LOB: 2 BB: 2 P: 22	R: 1 E: 0 K: 0 S: 9	H: 1 LOB: 0 BB: 0 P: 13	R: 0 E: 0 K: 0 S: 7	H: 0 LOB: 0 BB: 0 P: 9	R: 0 E: 0 K: 0 S: 8	H: 0 LOB: 0 BB: 0 P: 9	1B: 3 2B: 0 3B: 1 HR: 3	SF: 0 SAC: 0 DP: 2 HBP: 0	WP: 0 PB: 0 SB: 0 CS: 0	PA: 34
PITCHER	IP WLS BF H R ER SO BB IBB HBP BLK WP HR S P ERA WHIP																					
31 Max Scherzer, R (1,1) ERA: 2.33	7.0 W 28 7 4 4 3 2 0 0 0 0 3 78 109 5.14 1.286																					
27 Shawn Kelley, R (8,1) ERA: 2.64	2.0 6 0 0 0 0 0 0 0 0 0 0 15 18 0.00 0.000																					

AB	32
R	4
H	7
RBI	4
BB	2
SO	3
LOB	8



Batter	1	2	3	4	5	6	7	8	9	AB	R	H	RBI	BB	SO	LOB	BOTTOM					
7 Trea Turner, R (1,6) OBP: 0.359, SLG: 0.425										4	3	1	0	1	0	1	Miami Marlins @ Washington Nationals Nationals Park, Washington, DC Sat Jul 07 2018, 7:18 PM - 10:17 PM EDT Att: 34,364 - Clear - 79 F					
22 Juan Soto, L (1,7) OBP: 0.420, SLG: 0.548										5	2	2	2	0	1	1						
27 Shawn Kelley, R (8,1)										0	0	0	0	0	0	0						
6 Anthony Rendon, R (1,5) OBP: 0.347, SLG: 0.511									4	1	1	2	0	1	1	0						
64 Spencer Kieboom, R (7,PH) OBP: 0.288, SLG: 0.261									0	0	0	1	0	0	0	0						
34 Bryce Harper, L (1,9) OBP: 0.371, SLG: 0.475										3	4	3	0	1	0	0						
8 Brian Goodwin, L (7,9) OBP: 0.329, SLG: 0.368										1	1	1	0	0	0	0						
14 Mark Reynolds, R (1,3) OBP: 0.358, SLG: 0.594										5	3	5	10	0	0	0						
3 Michael Taylor, R (1,8) OBP: 0.305, SLG: 0.380										4	0	0	0	1	0	2						
1 Wilmer Difo, S (1,4) OBP: 0.305, SLG: 0.345										4	2	1	0	1	0	2						
29 Pedro Severino, R (1,2) OBP: 0.256, SLG: 0.254										5	1	1	3	0	1	3						
31 Max Scherzer, R (1,1) OBP: 0.279, SLG: 0.268										3	0	1	0	0	0	0						
15 Matt Adams, L (7,PH) OBP: 0.363, SLG: 0.579										2	1	1	0	0	0	0						
Inning Stats	R: 0 E: 0 K: 1 S: 11	H: 0 LOB: 0 BB: 0 P: 16	R: 2 E: 0 K: 1 S: 9	H: 2 LOB: 0 BB: 0 P: 13	R: 0 E: 0 K: 1 S: 8	H: 0 LOB: 0 BB: 0 P: 11	R: 1 E: 0 K: 0 S: 12	H: 2 LOB: 2 BB: 1 P: 23	R: 7 E: 1 K: 0 S: 28	H: 6 LOB: 0 BB: 1 P: 40	R: 3 E: 0 K: 0 S: 13	H: 2 LOB: 0 BB: 1 P: 24	R: 5 E: 0 K: 0 S: 20	H: 5 LOB: 1 BB: 1 P: 37	R: 0 E: 0 K: 0 S: 6	H: 0 LOB: 0 BB: 0 P: 10	R: 0 E: 0 K: 0 S: 6	H: 0 LOB: 0 BB: 0 P: 10	1B: 11 2B: 3 3B: 0 HR: 3	SF: 1 SAC: 0 DP: 0 HBP: 0	WP: 1 PB: 0 SB: 0 CS: 0	PA: 45
PITCHER	IP WLS BF H R ER SO BB IBB HBP BLK WP HR S P ERA WHIP																					
54 Wei-Yin Chen, L (1,1) ERA: 6.14	4.1 L 22 7 7 7 3 1 1 0 0 0 1 55 84 14.54 1.846																					
57 Elieser Hernández, R (5,1) ERA: 6.59	2.1 17 8 10 10 0 2 0 0 0 0 1 2 39 67 38.57 4.286																					
51 Ben Meyer, R (7,1) ERA: 3.86	1.1 6 2 1 1 0 0 0 0 0 0 0 13 23 6.75 1.500																					

AB	40
R	18
H	17
RBI	18
BB	4
SO	3
LOB	10



Batter	1	2	3	4	5	6	7	8	9	AB	R	H	RBI	BB	SO	LOB	TOP													
32 Derek Dietrich, L OBP: 0.355, SLG: 0.455										2	2	1	1	2	0	1														
15 Brian Anderson, R OBP: 0.359, SLG: 0.407										6	0	1	0	0	0	9														
11 J.T. Realmuto, R OBP: 0.368, SLG: 0.551										6	2	5	3	0	0	1														
41 Justin Bour, L OBP: 0.361, SLG: 0.414										5	1	2	2	1	2	3														
46 Kyle Barraclough, R										0	0	0	0	0	0	0														
13 Starlin Castro, R OBP: 0.346, SLG: 0.412										6	0	2	0	0	3	8														
14 Martin Prado, R OBP: 0.272, SLG: 0.283										6	2	4	1	0	1	2														
10 JT Riddle, L OBP: 0.296, SLG: 0.469										6	1	3	2	0	1	3														
1 Cameron Maybin, R OBP: 0.303, SLG: 0.310										4	1	2	1	2	2	4														
36 Trevor Richards, R 55 Drew Rucinski, R 61 Adam Conley, L 71 Drew Steckenrider, R 29 Brad Ziegler, R										0	0	0	0	0	0	0														
Inning Stats	R: 0 E: 1 K: 14	H: 2 LOB: 2 BB: 0 P: 22	R: 3 E: 0 K: 19	H: 4 LOB: 3 BB: 1 P: 33	R: 0 E: 0 K: 16	H: 1 LOB: 3 BB: 2 P: 24	R: 1 E: 0 K: 13	H: 3 LOB: 2 BB: 0 P: 23	R: 0 E: 0 K: 12	H: 1 LOB: 1 BB: 0 P: 10	R: 0 E: 0 K: 12	H: 2 LOB: 1 BB: 0 P: 18	R: 2 E: 0 K: 19	H: 4 LOB: 1 BB: 0 P: 24	R: 0 E: 0 K: 12	H: 1 LOB: 1 BB: 0 P: 17	R: 4 E: 0 K: 20	H: 4 LOB: 2 BB: 2 P: 35	1B: 20 2B: 2 3B: 0 HR: 0	SF: 0 SAC: 2 DP: 1 HBP: 2	WP: 1 PB: 0 SB: 2 CS: 1	PA: 54								
PITCHER	IP: 4.0 WLS: L BF: 26	H: 10 R: 4 ER: 4 SO: 5	BB: 3 IBB: 0 HBP: 2 BLK: 0	WP: 0 HR: 0 S: 62 P: 102	ERA: 9.00 WHIP: 3.250	IP: 2.0 WLS: L BF: 9	H: 3 R: 0 ER: 0 SO: 1	BB: 0 IBB: 0 HBP: 0 BLK: 0	WP: 0 HR: 0 S: 19 P: 28	ERA: 0.00 WHIP: 1.500	IP: 7.1 WLS: L BF: 6	H: 4 R: 2 ER: 2 SO: 2	BB: 0 IBB: 0 HBP: 0 BLK: 0	WP: 0 HR: 0 S: 19 P: 24	ERA: 18.00 WHIP: 4.000	IP: 8.1 WLS: L BF: 4	H: 1 R: 0 ER: 0 SO: 1	BB: 0 IBB: 0 HBP: 0 BLK: 0	WP: 0 HR: 0 S: 12 P: 17	ERA: 0.00 WHIP: 0.000	IP: 0.2 WLS: L BF: 8	H: 4 R: 4 ER: 4 SO: 0	BB: 2 IBB: 0 HBP: 0 BLK: 0	WP: 0 HR: 0 S: 20 P: 32	ERA: 54.00 WHIP: 9.000	IP: 0.1 WLS: L BF: 1	H: 0 R: 0 ER: 0 SO: 0	BB: 0 IBB: 0 HBP: 0 BLK: 0	WP: 0 HR: 0 S: 0 P: 3	ERA: 0.00 WHIP: 0.000
2 Adam Eaton, L OBP: 0.370, SLG: 0.387										4	0	0	0	1	2	3														
44 Ryan Madson, L										0	0	0	0	0	0	0														
29 Pedro Severino, R OBP: 0.256, SLG: 0.254										0	0	0	0	0	0	0														
7 Trea Turner, R OBP: 0.355, SLG: 0.419										5	0	0	0	0	4	5														
22 Juan Soto, L OBP: 0.419, SLG: 0.537										3	1	0	0	2	1	3														
34 Bryce Harper, L OBP: 0.374, SLG: 0.472										2	0	0	0	3	1	2														
14 Mark Reynolds, R OBP: 0.368, SLG: 0.600										4	1	2	0	1	1	4														
15 Matt Adams, L OBP: 0.364, SLG: 0.571										4	0	1	0	1	0	3														
20 Daniel Murphy, L OBP: 0.231, SLG: 0.264										3	0	1	2	0	0	1														
64 Spencer Kieboom, R OBP: 0.286, SLG: 0.260										4	0	1	0	0	2	2														
57 Tanner Roark, R 3 Mitchell Taylor, R 33 Matt Garza, L 1 Wilmer Difo, S 60 Justin Miller, R 21 Brandon Kintzler, R 8 Brian Goodwin, L										1	0	0	0	0	1	3														
Inning Stats	R: 0 E: 0 K: 2 S: 11	H: 0 LOB: 1 BB: 1 P: 18	R: 1 E: 0 K: 2 S: 14	H: 3 LOB: 3 BB: 1 P: 22	R: 1 E: 0 K: 0 S: 13	H: 1 LOB: 2 BB: 2 P: 26	R: 0 E: 0 K: 1 S: 10	H: 0 LOB: 3 BB: 3 P: 23	R: 0 E: 0 K: 3 S: 14	H: 0 LOB: 1 BB: 0 P: 22	R: 0 E: 0 K: 1 S: 7	H: 0 LOB: 1 BB: 1 P: 16	R: 0 E: 0 K: 3 S: 11	H: 0 LOB: 0 BB: 0 P: 14	R: 0 E: 0 K: 3 S: 7	H: 1 LOB: 2 BB: 1 P: 14	1B: 4 2B: 1 3B: 0 HR: 0	SF: 1 SAC: 0 DP: 0 HBP: 0	WP: 1 PB: 1 SB: 0 CS: 0	PA: 42										
PITCHER	IP: 3.2 WLS: W BF: 22	H: 7 R: 0 ER: 0 SO: 4	BB: 6 IBB: 1 HBP: 0 BLK: 0	WP: 0 HR: 0 S: 46 P: 87	ERA: 4.91 WHIP: 2.727	IP: 1.0 WLS: L BF: 5	H: 0 R: 0 ER: 0 SO: 0	BB: 1 IBB: 0 HBP: 0 BLK: 0	WP: 0 HR: 0 S: 7 P: 14	ERA: 0.00 WHIP: 2.000	IP: 1.0 WLS: L BF: 1	H: 0 R: 0 ER: 0 SO: 0	BB: 0 IBB: 0 HBP: 0 BLK: 0	WP: 0 HR: 0 S: 0 P: 7	ERA: 0.00 WHIP: 0.000	IP: 1.0 WLS: L BF: 1	H: 0 R: 0 ER: 0 SO: 0	BB: 0 IBB: 0 HBP: 0 BLK: 0	WP: 0 HR: 0 S: 0 P: 14	ERA: 0.00 WHIP: 2.000										

Miami Marlins @ Washington Nationals
Nationals Park, Washington, DC
Sun Jul 08 2018, 1:35 PM - 5:18 PM EDT
Att: 30,464 - Sunny - 77 F

AB 45
R 10
H 22
RBI 10
BB 5
SO 9
LOB 34



Miami Marlins @ Washington Nationals
Nationals Park, Washington, DC
Sun Jul 08 2018, 1:35 PM - 5:18 PM EDT
Att: 30,464 - Sunny - 77 F

AB 32
R 2
H 5
RBI 2
BB 9
SO 14
LOB 26



Batter	1	2	3	4	5	6	7	8	9	AB	R	H	RBI	BB	SO	LOB	TOP					
2 Adam Eaton, L (1.9) OBP: 0.394, SLG: 0.416 44 Ryan Madson, L (8.1) 40 Kelvin Herrera, R (9.1)										4	0	2	1	0	1	1						
22 Juan Soto, L (1.7) OBP: 0.426, SLG: 0.554										4	1	3	1	1	0	0						
6 Anthony Rendon, R (1.5) OBP: 0.343, SLG: 0.513										5	1	1	2	0	1	7						
34 Bryce Harper, L (1.8) OBP: 0.368, SLG: 0.471										5	0	0	0	0	4	2						
15 Matt Adams, L (1.3) OBP: 0.362, SLG: 0.557										4	0	1	0	1	2	0						
7 Trea Turner, R (1.6) OBP: 0.350, SLG: 0.410										4	1	0	0	1	3	4						
20 Daniel Murphy, L (1.4) OBP: 0.279, SLG: 0.338 1 Wilmer Difo, S (7.4) OBP: 0.304, SLG: 0.344										4	1	4	0	0	0	0						
64 Spencer Kieboom, R (1.2) OBP: 0.283, SLG: 0.259										4	1	1	0	0	1	2						
56 Jeremy Hellickson, R (11.1) 14 Mark Reynolds, R (6.1) 33 Matt Grace, L (6.1) 21 Brandon Kintzler, R (6.1) 8 Brian Goodwin, L (8.9) OBP: 0.316, SLG: 0.350										2	0	0	0	0	1	1						
Inning Stats	R: 0 E: 0 K: 3 S: 17	H: 1 LOB: 3 BB: 1 P: 27	R: 0 E: 0 K: 1 S: 15	H: 1 LOB: 1 BB: 0 P: 21	R: 0 E: 0 K: 1 S: 8	H: 0 LOB: 0 BB: 0 P: 10	R: 0 E: 0 K: 2 S: 13	H: 1 LOB: 1 BB: 0 P: 19	R: 2 E: 0 K: 2 S: 16	H: 2 LOB: 0 BB: 0 P: 19	R: 3 E: 0 K: 1 S: 14	H: 3 LOB: 2 BB: 3 P: 31	R: 0 E: 0 K: 2 S: 11	H: 2 LOB: 2 BB: 0 P: 19	R: 0 E: 0 K: 0 S: 12	H: 2 LOB: 0 BB: 0 P: 18	R: 0 E: 0 K: 1 S: 7	H: 0 LOB: 0 BB: 0 P: 14	1B: 9 2B: 2 3B: 0 HR: 1	SF: 0 SAC: 0 DP: 1 HBP: 1	WP: 0 PB: 0 SB: 0 CS: 0	PA: 42
PITCHER	IP WLS BF H R ER SO BB IBB HBP BLK WP HR S P ERA WHIP																					
59 Joe Musgrove, R (1.1) ERA: 3.77	5.0 L 22 5 2 2 9 1 0 1 0 0 1 69 96 3.60 1.200																					
43 Steven Brault, L (6.1) ERA: 5.05	0.1 7 3 3 3 1 3 0 0 0 0 0 11 27 81.00 18.000																					
24 Tyler Glasnow, R (6.1) ERA: 4.89	1.2 5 2 0 0 2 0 0 0 0 0 0 14 23 0.00 1.200																					
45 Michael Feliz, R (8.1) ERA: 5.19	2.0 8 2 0 0 1 0 0 0 0 0 0 19 32 0.00 1.000																					

Washington Nationals @ Pittsburgh Pirates
PNC Park, Pittsburgh, PA
Tue Jul 10 2018, 7:57 PM - 11:16 PM EDT
Att: 17,103 - Partly Cloudy - 81 F

AB 37
R 5
H 12
RBI 5
BB 4
SO 13
LOB 17



Batter	1	2	3	4	5	6	7	8	9	AB	R	H	RBI	BB	SO	LOB	BOTTOM					
12 Corey Dickerson, L (1.7) OBP: 0.344, SLG: 0.463 45 Michael Feliz, R (8.1)										3	0	1	0	1	0	1						
6 Starling Marte, R (1.8) OBP: 0.322, SLG: 0.460										4	0	1	0	0	1	1						
25 Gregory Polanco, L (1.9) OBP: 0.342, SLG: 0.469										4	0	1	0	0	2	2						
19 Colin Moran, L (1.5) OBP: 0.331, SLG: 0.404 23 David Freese, R (6.1) OBP: 0.321, SLG: 0.410										2	0	0	0	0	0	0						
32 Elias Diaz, R (1.2) OBP: 0.340, SLG: 0.490										2	0	0	0	0	1	2						
55 Josh Bell, S (1.3) OBP: 0.328, SLG: 0.380										3	0	1	0	1	0	2						
10 Jordy Mercer, R (1.6) OBP: 0.303, SLG: 0.377										4	1	1	0	0	1	2						
38 Max Moroff, S (1.4) OBP: 0.263, SLG: 0.314										3	0	0	1	1	0	0						
59 Joe Musgrove, R (11.1) 47 Jordan Lujan, R (6.1) 43 Steven Brault, L (6.1) 24 Tyler Glasnow, L (6.1) 17 Austin Meadows, L (7.1) OBP: 0.335, SLG: 0.448										1	0	0	0	0	1	0						
Inning Stats	R: 0 E: 0 K: 1 S: 9	H: 0 LOB: 0 BB: 0 P: 11	R: 0 E: 0 K: 0 S: 10	H: 0 LOB: 1 BB: 1 P: 15	R: 0 E: 0 K: 2 S: 14	H: 2 LOB: 0 BB: 0 P: 20	R: 0 E: 0 K: 0 S: 4	H: 0 LOB: 0 BB: 0 P: 7	R: 0 E: 0 K: 2 S: 10	H: 1 LOB: 1 BB: 1 P: 17	R: 1 E: 1 K: 0 S: 14	H: 2 LOB: 1 BB: 0 P: 19	R: 0 E: 0 K: 0 S: 6	H: 0 LOB: 0 BB: 0 P: 8	R: 0 E: 0 K: 2 S: 13	H: 2 LOB: 3 BB: 1 P: 20	R: 0 E: 0 K: 0 S: 7	H: 0 LOB: 0 BB: 0 P: 14	1B: 7 2B: 0 3B: 0 HR: 0	SF: 0 SAC: 0 DP: 0 HBP: 0	WP: 1 PB: 0 SB: 0 CS: 0	PA: 37
PITCHER	IP WLS BF H R ER SO BB IBB HBP BLK WP HR S P ERA WHIP																					
58 Jeremy Hellickson, R (1.1) ERA: 3.47	5.0 W 18 2 0 0 3 1 0 0 0 0 0 45 67 0.00 0.600																					
33 Matt Grace, L (6.1) ERA: 2.97	0.2 4 1 0 0 2 1 0 0 0 0 0 9 16 0.00 3.000																					
21 Brandon Kintzler, R (6.1) ERA: 3.93	1.1 6 2 1 1 0 0 0 0 0 0 1 0 15 20 6.75 1.500																					
44 Ryan Madson, R (8.1) ERA: 5.29	1.0 3 0 0 0 0 0 0 0 0 0 0 6 8 0.00 0.000																					
40 Kelvin Herrera, R (9.1) ERA: 1.83	1.0 6 2 0 0 2 1 0 0 0 0 0 0 13 20 0.00 3.000																					

Washington Nationals @ Pittsburgh Pirates
PNC Park, Pittsburgh, PA
Tue Jul 10 2018, 7:57 PM - 11:16 PM EDT
Att: 17,103 - Partly Cloudy - 81 F

AB 34
R 1
H 7
RBI 1
BB 3
SO 7
LOB 16



Batter	1	2	3	4	5	6	7	8	9	AB	R	H	RBI	BB	SO	LOB	TOP										
2 Adam Eaton, L (1,9) OBP: 0.389, SLG: 0.410	G4-3		L7				F7			4	0	1	0	0	0	2	Washington Nationals @ Pittsburgh Pirates PNC Park, Pittsburgh, PA Wed Jul 11 2018, 12:38 PM - 3:12 PM EDT Att: 21,083 - Sunny - 78 F										
22 Juan Soto, L (1,7) OBP: 0.417, SLG: 0.540	K		F8				K			4	0	0	0	0	2	3											
6 Anthony Rendon, R (1,5) OBP: 0.345, SLG: 0.511	BB		L8				F7			3	0	1	0	1	0	1											
34 Bryce Harper, L (1,8) OBP: 0.369, SLG: 0.468	BB						F7			2	0	0	0	2	1	2											
15 Matt Adams, L (1,3) OBP: 0.355, SLG: 0.544	F8						F9			4	0	0	0	0	1	3											
7 Trea Turner, R (1,6) OBP: 0.345, SLG: 0.407	K		L8				K			3	0	0	0	1	2	1											
1 Wilmer Difo, S (1,4) OBP: 0.303, SLG: 0.342	G4-3						G6-4-3			4	0	1	0	0	1	1											
32 Matt Wieters, S (1,2) OBP: 0.321, SLG: 0.356	P5						G1-6-3			4	0	0	0	0	1	2											
47 Gio González, R (1,1) ERA: 4.36										2	0	1	0	0	0	0											
8 Brian Goodwin, L (7,PH) OBP: 0.324, SLG: 0.361										1	0	1	0	0	0	0											
27 Shawn Kelley, R (7,1)										0	0	0	0	0	0	0											
60 Justin Miller, R (8,1)										0	0	0	0	0	0	0											
Inning Stats	R: 0 H: 0 E: 0 K: 1 S: 15	WLS: 2 BF: 2 P: 28	R: 0 H: 0 E: 0 K: 1 S: 7	LOB: 0 BB: 0 P: 11	R: 0 H: 1 E: 0 K: 0 S: 7	LOB: 1 BB: 0 P: 10	R: 0 H: 1 E: 0 K: 0 S: 8	LOB: 2 BB: 1 P: 17	R: 0 H: 2 E: 0 K: 1 S: 11	LOB: 0 BB: 1 P: 15	R: 0 H: 1 E: 0 K: 1 S: 8	LOB: 1 BB: 0 P: 14	R: 0 H: 0 E: 0 K: 0 S: 9	LOB: 0 BB: 0 P: 12	R: 0 H: 0 E: 0 K: 3 S: 10	LOB: 0 BB: 0 P: 15	1B: 4 2B: 1 3B: 0 HR: 0	SF: 0 SAC: 0 DP: 1 HBP: 0	WP: 0 PB: 0 SB: 0 CS: 0	PA: 35							
PITCHER	IP	WLS	BF	H	R	ER	SO	BB	IBB	HBP	BLK	WP	HR	S	P	ERA	WHIP										
34 Trevor Williams, R (1,1) ERA: 4.36	5.0	W	22	4	0	0	3	3	0	0	0	0	0	48	81	0.00	1.400										
48 Richard Rodríguez, R (6,1) ERA: 2.5	1.0	H	3	0	0	0	1	1	0	0	0	0	0	8	15	0.00	1.000										
37 Edgar Santana, R (7,1) ERA: 3.32	1.0	H	4	1	0	0	1	0	0	0	0	0	0	8	14	0.00	1.000										
30 Kyle Crick, R (8,1) ERA: 2.12	1.0	H	3	0	0	0	0	0	0	0	0	0	0	9	12	0.00	0.000										
73 Felipe Vázquez, L (9,1) ERA: 3.2	1.0	S	3	0	0	0	3	0	0	0	0	0	0	10	15	0.00	0.000										

Batter	1	2	3	4	5	6	7	8	9	AB	R	H	RBI	BB	SO	LOB	BOTTOM										
5 Josh Harrison, R (1,4) OBP: 0.291, SLG: 0.348	K		K				P4			4	0	1	0	0	2	2	Washington Nationals @ Pittsburgh Pirates PNC Park, Pittsburgh, PA Wed Jul 11 2018, 12:38 PM - 3:12 PM EDT Att: 21,083 - Sunny - 78 F										
6 Starling Marte, R (1,8) OBP: 0.334, SLG: 0.468	L9		HR				P3			3	1	1	2	1	0	1											
25 Gregory Polanco, L (1,9) OBP: 0.337, SLG: 0.462	P5		P4				G3			4	0	0	0	0	0	1											
29 Francisco Cervelli, R (1,2) OBP: 0.381, SLG: 0.468	P3						K			4	0	0	0	0	1	1											
23 David Freese, R (1,5) OBP: 0.327, SLG: 0.415	G4-3									3	0	2	0	0	0	0											
55 Josh Bell, S (1,3) OBP: 0.328, SLG: 0.379	G5-3						K			3	0	1	0	0	1	1											
47 Jordan Luplow, R (1,7) OBP: 0.167, SLG: 0.167	F7						G5-3			3	0	0	0	0	0	2											
10 Jordy Mercer, R (1,6) OBP: 0.307, SLG: 0.387	F7									3	1	2	0	0	0	2											
34 Trevor Williams, R (1,1) OBP: 0.197, SLG: 0.074										0	0	0	0	0	0	0											
17 Austin Meadows, L (5,PH) OBP: 0.373, SLG: 0.483										1	0	0	0	0	0	0											
48 Richard Rodríguez, R (8,1) ERA: 2.5										0	0	0	0	0	0	0											
37 Edgar Santana, R (7,1) ERA: 3.32										0	0	0	0	0	0	0											
19 Colin Moran, L (7,PH) OBP: 0.330, SLG: 0.422										1	0	0	0	0	0	1											
30 Kyle Crick, L (8,1) ERA: 2.12										0	0	0	0	0	0	0											
73 Felipe Vázquez, L (9,1) ERA: 3.2										0	0	0	0	0	0	0											
Inning Stats	R: 0 H: 1 E: 0 K: 0 S: 6	WLS: 1 BF: 0 P: 10	R: 0 H: 0 E: 0 K: 0 S: 5	LOB: 0 BB: 0 P: 8	R: 2 H: 2 E: 0 K: 1 S: 10	LOB: 0 BB: 0 P: 16	R: 0 H: 2 E: 0 K: 0 S: 10	LOB: 2 BB: 0 P: 16	R: 0 H: 1 E: 0 K: 1 S: 15	LOB: 0 BB: 0 P: 22	R: 0 H: 1 E: 0 K: 1 S: 13	LOB: 1 BB: 0 P: 22	R: 0 H: 0 E: 0 K: 1 S: 10	LOB: 0 BB: 0 P: 15	R: 0 H: 0 E: 0 K: 3 S: 10	LOB: 0 BB: 0 P: 15	1B: 4 2B: 2 3B: 0 HR: 1	SF: 0 SAC: 1 DP: 0 HBP: 0	WP: 0 PB: 0 SB: 0 CS: 1	PA: 32							
PITCHER	IP	WLS	BF	H	R	ER	SO	BB	IBB	HBP	BLK	WP	HR	S	P	ERA	WHIP										
47 Gio González, L (1,1) ERA: 3.72	6.0	L	24	6	2	2	4	1	0	0	0	0	0	56	89	3.00	1.167										
27 Shawn Kelley, R (7,1) ERA: 2.63	1.0		4	1	0	0	1	0	0	0	0	0	0	13	22	0.00	1.000										
60 Justin Miller, R (8,1) ERA: 3.71	1.0		3	0	0	0	1	0	0	0	0	0	0	10	15	0.00	0.000										



Batter	1	2	3	4	5	6	7	8	9	AB	R	H	RBI	BB	SO	LOB	TOP										
7 Trea Turner, R OBP: 0.347, SLG: 0.407	G6-3	F9			L9	P3		2B		5	0	1	0	0	0	5											
22 Juan Soto, L OBP: 0.416, SLG: 0.536	6 HR		G3		FC6-4		K	K		5	1	2	0	0	2	1											
6 Anthony Rendon, R OBP: 0.349, SLG: 0.534	1-H	HR			FC6-4		34 HR		G5-3	5	3	3	3	0	0	1											
34 Bryce Harper, L OBP: 0.367, SLG: 0.473	G3				G3		1-H	HR		5	1	1	2	0	2	1											
14 Mark Reynolds, R OBP: 0.356, SLG: 0.569	G1-3		F9							5	0	0	0	0	2	0											
20 Daniel Murphy, L OBP: 0.300, SLG: 0.341		SH1-4			G4-3					2	0	1	0	2	0	0											
3 Michael Taylor, R OBP: 0.306, SLG: 0.377										4	0	1	0	0	2	3											
32 Matt Wieters, S OBP: 0.330, SLG: 0.355					F8					3	0	1	0	1	0	1											
31 Max Scherzer, R OBP: 0.289, SLG: 0.279										2	0	1	0	0	0	1											
15 Matt Adams, L OBP: 0.353, SLG: 0.541	SH1-4									1	0	0	0	0	0	0											
40 Kelvin Herrera, R OBP: 0.353, SLG: 0.541										0	0	0	0	0	0	0											
44 Ryan Madson, L OBP: 0.353, SLG: 0.541										0	0	0	0	0	0	0											
Inning Stats	R: 2 E: 0 K: 0 S: 10	H: 2 LOB: 0 BB: 0 P: 15	R: 0 E: 0 K: 1 S: 9	H: 2 LOB: 2 BB: 0 P: 13	R: 1 E: 0 K: 1 S: 14	H: 1 LOB: 1 BB: 0 P: 23	R: 0 E: 0 K: 0 S: 8	H: 1 LOB: 1 BB: 0 P: 11	R: 0 E: 0 K: 1 S: 13	H: 1 LOB: 3 BB: 2 P: 23	R: 2 E: 0 K: 2 S: 12	H: 2 LOB: 1 BB: 1 P: 21	R: 0 E: 0 K: 1 S: 8	H: 1 LOB: 1 BB: 0 P: 10	R: 0 E: 0 K: 2 S: 8	H: 0 LOB: 0 BB: 0 P: 10	1B: 7 2B: 1 3B: 0 HR: 3	SF: 0 SAC: 1 DP: 0 HBP: 0	WP: 0 PB: 0 SB: 1 CS: 0	PA: 41							
PITCHER	IP	WLS	BF	H	R	ER	SO	BB	IBB	HBP	BLK	WP	HR	S	P	ERA	WHIP										
32 Steven Matz, L ERA: 3.38	6.1	L	29	8	3	3	4	2	0	0	0	0	2	64	100	4.26	1.579										
63 Tim Peterson, R ERA: 3.52	0.0		1	1	0	0	0	0	0	0	0	0	0	4	5	∞	∞										
39 Jerry Blevins, L ERA: 4.7	0.2		4	1	2	2	1	1	0	0	0	0	1	5	11	27.00	3.000										
35 Jacob Rhame, R ERA: 6.14	1.0		4	1	0	0	1	0	0	0	0	0	0	8	10	0.00	1.000										
27 Jeury Familia, R ERA: 2.95	1.0		3	0	0	0	2	0	0	0	0	0	0	8	10	0.00	0.000										

Washington Nationals @ New York Mets
Citi Field, Flushing, NY
Thu Jul 12 2018, 7:11 PM - 9:59 PM EDT
Att: 28,120 - Clear - 79 F

AB	37
R	5
H	11
RBI	5
BB	3
SO	8
LOB	13



Batter	1	2	3	4	5	6	7	8	9	AB	R	H	RBI	BB	SO	LOB	BOTTOM										
9 Brandon Nimmo, L OBP: 0.377, SLG: 0.504	K		G4-3		K			F8		4	0	0	0	0	2	0											
13 Adriel Cabera, S OBP: 0.330, SLG: 0.467	11 HR					G6-3		HR		4	2	2	1	0	1	0											
11 José Bautista, R OBP: 0.367, SLG: 0.430	2-H					L8		30 BB		3	1	2	2	1	0	0											
30 Michael Conforto, L OBP: 0.341, SLG: 0.360	G5-3					L7				3	0	1	0	1	0	0											
4 Wilmer Flores, R OBP: 0.321, SLG: 0.465		F9			F7			P3		4	0	0	0	0	3												
23 Matthew den Dekker, L OBP: 0.321, SLG: 0.465						P6				3	0	0	0	1	1	3											
26 Kevin Plawewski, R OBP: 0.357, SLG: 0.406										4	1	2	1	0	1	2											
66 Ty Kelly, S OBP: 0.357, SLG: 0.406										0	0	0	0	0	0	0											
7 José Reyes, S OBP: 0.246, SLG: 0.227			G4-3							3	0	0	0	1	0	2											
32 Steven Matz, R OBP: 0.289, SLG: 0.279										2	0	0	0	0	0	0											
63 Tim Peterson, R ERA: 3.52										0	0	0	0	0	0	0											
39 Jerry Blevins, L ERA: 4.7										0	0	0	0	0	0	0											
22 Dominic Smith, L OBP: 0.353, SLG: 0.541										1	0	0	0	0	0	1											
35 Jacob Rhame, R ERA: 6.14										0	0	0	0	0	0	0											
27 Jeury Familia, R ERA: 2.95										1	0	0	0	0	0	1											
1 Amed Rosario, R OBP: 0.353, SLG: 0.541										0	0	0	0	0	0	1											
Inning Stats	R: 1 E: 0 K: 1 S: 13	H: 2 LOB: 0 BB: 0 P: 19	R: 0 E: 0 K: 1 S: 8	H: 0 LOB: 1 BB: 1 P: 14	R: 0 E: 0 K: 1 S: 11	H: 0 LOB: 0 BB: 0 P: 15	R: 1 E: 0 K: 0 S: 14	H: 2 LOB: 1 BB: 0 P: 16	R: 0 E: 0 K: 1 S: 7	H: 0 LOB: 0 BB: 0 P: 8	R: 0 E: 0 K: 0 S: 7	H: 0 LOB: 0 BB: 0 P: 8	R: 1 E: 0 K: 1 S: 13	H: 1 LOB: 1 BB: 1 P: 21	R: 1 E: 0 K: 1 S: 13	H: 1 LOB: 2 BB: 2 P: 25	R: 0 E: 0 K: 0 S: 6	H: 1 LOB: 1 BB: 0 P: 9	1B: 3 2B: 1 3B: 0 HR: 3	SF: 0 SAC: 0 DP: 1 HBP: 0	WP: 0 PB: 0 SB: 0 CS: 0	PA: 36					
PITCHER	IP	WLS	BF	H	R	ER	SO	BB	IBB	HBP	BLK	WP	HR	S	P	ERA	WHIP										
31 Max Scherzer, R ERA: 2.41	7.0	W	27	5	3	3	5	2	0	0	0	0	2	73	101	3.86	1.000										
40 Kelvin Herrera, R ERA: 2.04	1.0	H	6	1	1	1	1	2	0	0	0	0	1	13	25	9.00	3.000										
44 Ryan Madson, R ERA: 5.13	1.0	S	3	1	0	0	0	0	0	0	0	0	0	6	9	0.00	1.000										

Washington Nationals @ New York Mets
Citi Field, Flushing, NY
Thu Jul 12 2018, 7:11 PM - 9:59 PM EDT
Att: 28,120 - Clear - 79 F

AB	32
R	4
H	7
RBI	4
BB	4
SO	6
LOB	12



Batter	1	2	3	4	5	6	7	8	9	AB	R	H	RBI	BB	SO	LOB	TOP											
2 Adam Eaton, L OBP: 0.390, SLG: 0.410			FC6-5 22 1B						L8	5	0	2	0	0	1	1	Washington Nationals @ New York Mets Citi Field, Flushing, NY Fri Jul 13 2018, 7:12 PM - 10:05 PM EDT Att: 26,558 - Clear - 79 F											
22 Juan Soto, L OBP: 0.413, SLG: 0.529					F7					4	0	1	0	0	2	2												
6 Anthony Rendon, R OBP: 0.348, SLG: 0.530			F6							4	0	1	0	0	0	3												
34 Bryce Harper, L OBP: 0.366, SLG: 0.471					G6-4-3				G3	4	0	1	0	0	1	4												
15 Matt Adams, L OBP: 0.361, SLG: 0.557										2	1	1	1	2	1	1												
20 Daniel Murphy, L OBP: 0.309, SLG: 0.333										2	0	0	0	2	0	1												
32 Matt Wieters, S OBP: 0.315, SLG: 0.338										4	0	0	0	0	1	5												
57 Tanner Roark, R OBP: 0.268, SLG: 0.304 8 Brian Gooden, L OBP: 0.284, SLG: 0.355 60 Justin Miller, R OBP: 0.284, SLG: 0.355 33 Matt Grace, L OBP: 0.288, SLG: 0.362 27 Shawn Kelley, R OBP: 0.288, SLG: 0.362 7 Trea Turner, R OBP: 0.366, SLG: 0.471										1	1	1	0	0	0	0												
1 Wilmer Difo, S OBP: 0.303, SLG: 0.344										4	0	1	1	0	0	4												
Inning Stats	R: 0 E: 0 K: 1 S: 7	H: 1 LOB: 0 BB: 8	R: 0 E: 0 K: 1 S: 11	H: 1 LOB: 0 BB: 13	R: 1 E: 0 K: 1 S: 15	H: 3 LOB: 2 BB: 0 P: 21	R: 0 E: 0 K: 0 S: 10	H: 0 LOB: 2 BB: 0 P: 21	R: 0 E: 0 K: 0 S: 6	H: 2 LOB: 1 BB: 0 P: 12	R: 0 E: 0 K: 1 S: 14	H: 0 LOB: 2 BB: 2 P: 26	R: 0 E: 0 K: 2 S: 7	H: 0 LOB: 0 BB: 0 P: 10	R: 1 E: 0 K: 0 S: 7	H: 1 LOB: 0 BB: 0 P: 10		R: 0 E: 0 K: 0 S: 11	H: 0 LOB: 0 BB: 0 P: 16	1B: 5 2B: 2 3B: 1 HR: 1	SF: 0 SAC: 1 DP: 2 HBP: 0	WP: 0 PB: 0 SB: 1 CS: 0	PA: 37					
PITCHER	IP	WLS	BF	H	R	ER	SO	BB	IBB	HBP	BLK	WP	HR	S	P	ERA	WHIP											
34 Noah Syndergaard, R ERA: 2.97	(1, 1)	5.0	W	22	7	1	1	3	2	0	0	0	0	0	49	75	1.80	1.800										
67 Seth Lugo, R ERA: 2.65	(6, 1)	2.0	H	8	0	0	0	3	2	0	0	0	0	21	36	0.00	1.000											
65 Robert Gsellman, R ERA: 4.31	(8, 1)	2.0	S	7	1	1	1	0	0	0	0	0	1	18	26	4.50	0.500											

Batter	1	2	3	4	5	6	7	8	9	AB	R	H	RBI	BB	SO	LOB	BOTTOM										
9 Brandon Nimmo, L OBP: 0.381, SLG: 0.506										5	1	3	0	0	2	2	Washington Nationals @ New York Mets Citi Field, Flushing, NY Fri Jul 13 2018, 7:12 PM - 10:05 PM EDT Att: 26,558 - Clear - 79 F										
13 Adrián Cabrera, S OBP: 0.333, SLG: 0.460										3	1	1	0	2	1	2											
11 José Bautista, R OBP: 0.365, SLG: 0.426										4	0	1	1	0	1	5											
30 Michael Conforto, L OBP: 0.343, SLG: 0.359										3	1	1	0	1	1	4											
4 Wilmer Flores, R OBP: 0.320, SLG: 0.463										3	0	1	1	0	0	2											
29 Devin Mesoraco, R OBP: 0.304, SLG: 0.397										4	0	1	1	0	1	3											
23 Matthew den Dekker, L OBP: 0.167, SLG: 0.091 67 Seth Lugo, R ERA: 2.65 66 Ty Kelly, S ERA: 4.31										3	0	0	0	0	2	3											
1 Amed Rosario, R OBP: 0.294, SLG: 0.386										4	1	2	0	0	0	1											
34 Noah Syndergaard, L OBP: 0.120, SLG: 0.208 7 José Reyes, S OBP: 0.243, SLG: 0.223										2	0	1	1	0	1	0											
Inning Stats	R: 3 E: 0 K: 1 S: 14	H: 4 LOB: 1 BB: 0 P: 19	R: 1 E: 0 K: 2 S: 14	H: 2 LOB: 2 BB: 1 P: 23	R: 0 E: 0 K: 1 S: 10	H: 1 LOB: 1 BB: 0 P: 14	R: 0 E: 0 K: 1 S: 13	H: 1 LOB: 1 BB: 0 P: 19	R: 0 E: 0 K: 0 S: 7	H: 0 LOB: 2 BB: 1 P: 12	R: 0 E: 0 K: 2 S: 12	H: 1 LOB: 2 BB: 1 P: 25	R: 0 E: 0 K: 2 S: 10	H: 1 LOB: 1 BB: 0 P: 13	R: 0 E: 0 K: 2 S: 14	H: 1 LOB: 1 BB: 0 P: 21		1B: 9 2B: 1 3B: 1 HR: 0	SF: 1 SAC: 0 DP: 0 HBP: 0	WP: 0 PB: 0 SB: 1 CS: 0	PA: 38						
PITCHER	IP	WLS	BF	H	R	ER	SO	BB	IBB	HBP	BLK	WP	HR	S	P	ERA	WHIP										
57 Tanner Roark, R ERA: 4.87	(1, 1)	5.0	L	25	8	4	4	5	2	0	0	0	0	0	58	7.20	2.000										
60 Justin Miller, R ERA: 3.58	(6, 1)	1.0		5	1	0	0	2	1	0	0	0	0	12	25	0.00	2.000										
33 Matt Grace, L ERA: 2.88	(7, 1)	1.0		4	1	0	0	2	0	0	0	0	0	10	13	0.00	1.000										
27 Shawn Kelley, R ERA: 2.54	(8, 1)	1.0		4	1	0	0	2	0	0	0	0	0	14	21	0.00	1.000										



Batter	1	2	3	4	5	6	7	8	9	AB	R	H	RBI	BB	SO	LOB	TOP					
2 Adam Eaton, L OBP: 0.400, SLG: 0.429	L7		2B			1B		1B		4	2	3	0	0	0	0	Washington Nationals @ New York Mets Citi Field, Flushing, NY Sat Jul 14 2018, 4:11 PM - 6:59 PM EDT Att: 30,438 - Sunny - 88 F					
22 Juan Soto, L OBP: 0.415, SLG: 0.526	G5-3		G1-3			BB		1B		3	0	1	0	1	0	1						
6 Anthony Rendon, R OBP: 0.350, SLG: 0.528	BB				P3			FC5-4		3	1	1	1	1	0	1						
34 Bryce Harper, L OBP: 0.365, SLG: 0.468	K				F7			K		4	0	1	1	0	2	2						
15 Matt Adams, L OBP: 0.359, SLG: 0.567		F8			L6			HR		4	1	1	2	0	0	3						
20 Daniel Murphy, L OBP: 0.302, SLG: 0.326						G1-3				2	0	0	0	0	0	0						
51 Wander Suero, R										1	0	0	0	0	1	0						
8 Brian Goodwin, L OBP: 0.316, SLG: 0.349										1	0	0	0	0	0	0						
33 Matt Grace, L										0	0	0	0	0	0	0						
7 Trea Turner, R OBP: 0.345, SLG: 0.404										4	0	1	0	0	0	0						
64 Spencer Kieboom, R OBP: 0.270, SLG: 0.246										3	0	0	0	0	2	1						
3 Michael Taylor, R OBP: 0.305, SLG: 0.375										1	0	0	0	0	1	0						
50 Austin Voth, R										1	0	0	0	0	1	0						
1 Wilmer Difo, S OBP: 0.300, SLG: 0.341										3	0	0	0	0	1	1						
Inning Stats	R: 0 E: 0 K: 1 S: 9	H: 0 LOB: 1 BB: 1 P: 17	R: 0 E: 0 K: 0 S: 6	H: 0 LOB: 0 BB: 0 P: 11	R: 0 E: 0 K: 1 S: 12	H: 1 LOB: 1 BB: 0 P: 15	R: 0 E: 0 K: 0 S: 10	H: 0 LOB: 0 BB: 0 P: 12	R: 0 E: 0 K: 1 S: 6	H: 0 LOB: 0 BB: 0 P: 6	R: 1 E: 0 K: 1 S: 17	H: 3 LOB: 2 BB: 1 P: 22	R: 0 E: 0 K: 2 S: 10	H: 1 LOB: 1 BB: 0 P: 13	R: 3 E: 0 K: 1 S: 12	H: 3 LOB: 0 BB: 0 P: 18	R: 0 E: 0 K: 1 S: 6	H: 0 LOB: 0 BB: 0 P: 10	1B: 6 2B: 1 3B: 0 HR: 1	SF: 0 SAC: 0 DP: 1 HBP: 0	WP: 0 PB: 0 CS: 0	PA: 36
PITCHER	IP WLS BF H R ER SO BB IBB HBP BLK WP HR S P ERA WHIP																					
45 Zack Wheeler, R ERA: 4.44	7.2 W 32 8 4 4 7 2 0 0 0 0 1 81 113 4.70 1.304																					
38 Anthony Swarzak, R ERA: 6.32	0.1 H 1 0 0 0 0 0 0 0 0 0 0 1 1 0.00 0.000																					
27 Jeury Familia, R ERA: 2.88	1.0 S 3 0 0 0 1 0 0 0 0 0 0 6 10 0.00 0.000																					

AB	34
R	4
H	8
RBI	4
BB	2
SO	8
LOB	9



Batter	1	2	3	4	5	6	7	8	9	AB	R	H	RBI	BB	SO	LOB	BOTTOM			
9 Brandon Nimmo, L OBP: 0.375, SLG: 0.496	K									5	0	0	1	0	2	2	Washington Nationals @ New York Mets Citi Field, Flushing, NY Sat Jul 14 2018, 4:11 PM - 6:59 PM EDT Att: 30,438 - Sunny - 88 F			
13 Adriel Cabrera, S OBP: 0.334, SLG: 0.463										4	1	1	0	1	1	2				
11 José Bautista, R OBP: 0.367, SLG: 0.420										2	1	0	0	2	0	1				
30 Michael Conforto, L OBP: 0.345, SLG: 0.370										3	1	1	3	0	0	2				
4 Wilmer Flores, R OBP: 0.323, SLG: 0.464										4	2	2	0	0	0	2				
26 Kevin Plawecki, R OBP: 0.361, SLG: 0.410										4	1	2	0	0	0	2				
7 José Reyes, S OBP: 0.250, SLG: 0.231										4	1	2	1	0	1	1				
1 Amed Rosario, R OBP: 0.293, SLG: 0.384										4	0	1	1	0	2	2				
45 Zack Wheeler, L OBP: 0.194, SLG: 0.200										2	0	0	1	0	0	2				
38 Anthony Swarzak, R ERA: 3.15										1	0	1	0	0	0	0				
66 Ty Kelly, S OBP: 0.111, SLG: 0.111										0	0	0	0	0	0	0				
27 Jeury Familia, R ERA: 2.8										0	0	0	0	0	0	0				
Inning Stats	R: 0 E: 0 K: 1 S: 10	H: 1 LOB: 1 BB: 0 P: 14	R: 3 E: 0 K: 0 S: 19	H: 4 LOB: 1 BB: 0 P: 29	R: 0 E: 0 K: 0 S: 9	H: 0 LOB: 1 BB: 1 P: 16	R: 0 E: 0 K: 1 S: 8	H: 0 LOB: 0 BB: 0 P: 11	R: 4 E: 0 K: 1 S: 21	H: 4 LOB: 2 BB: 2 P: 34	R: 0 E: 0 K: 0 S: 7	H: 0 LOB: 0 BB: 0 P: 10	R: 0 E: 0 K: 1 S: 8	H: 0 LOB: 1 BB: 0 P: 13	R: 0 E: 0 K: 2 S: 11	H: 1 LOB: 1 BB: 0 P: 16	1B: 9 2B: 0 3B: 0 HR: 1	SF: 1 SAC: 0 DP: 0 HBP: 1	WP: 1 PB: 0 CS: 0	PA: 38
PITCHER	IP WLS BF H R ER SO BB IBB HBP BLK WP HR S P ERA WHIP																			
50 Austin Voth, R ERA: 14.54	4.1 L 25 9 0 0 0 1 0 0 1 0 0 0 20 28 0.00 2.769																			
51 Wander Suero, R ERA: 3.15	2.2 9 0 0 0 1 0 0 0 1 0 0 0 20 28 0.00 0.000																			
33 Matt Grace, L ERA: 2.8	1.0 4 1 0 0 2 0 0 0 0 0 0 0 11 16 0.00 1.000																			



Batter	1	2	3	4	5	6	7	8	9	AB	R	H	RBI	BB	SO	LOB	TOP						
13 Ronald Acuña Jr. R OBP: 0.317, SLG: 0.468										4	3	3	1	1	0	0	<p>Atlanta Braves @ Washington Nationals Nationals Park, Washington, DC Fri Jul 20 2018, 7:08 PM EDT - 10:03 PM EDT Att: 41,008 - Partly Cloudy - 82 F</p>						
1 Ozzie Albies S OBP: 0.319, SLG: 0.520 8 Charlie Culberson R OBP: 0.322, SLG: 0.444										1	1	1	1	0	0	0							
5 Freddie Freeman L OBP: 0.405, SLG: 0.534										5	1	2	3	0	1	1							
22 Nick Markakis L OBP: 0.387, SLG: 0.485										4	0	1	1	0	0	1							
24 Kurt Suzuki R OBP: 0.331, SLG: 0.442										5	1	1	0	0	1	1							
17 Johan Camargo S OBP: 0.351, SLG: 0.427											4	0	2	1	1	0							
11 Ender Inciarte L OBP: 0.311, SLG: 0.333											4	0	0	0	1	0							
7 Dansby Swanson R OBP: 0.308, SLG: 0.403											3	0	0	0	1	1							
19 Anibal Sánchez R OBP: 0.300, SLG: 1.000 33 A.J. Minter L OBP: 0.351, SLG: 0.427											3	0	0	0	0	2							
63 Jesse Biddle L OBP: 0.300, SLG: 1.000 33 A.J. Minter L OBP: 0.351, SLG: 0.427											1	0	0	0	0	0							
Inning Stats	R: 2 H: 2 E: 0 K: 0 S: 15	H: 2 LOB: 0 BB: 0 P: 25	R: 0 H: 0 E: 0 K: 1 S: 8	H: 0 LOB: 1 BB: 1 P: 12	R: 0 H: 0 E: 0 K: 3 S: 10	H: 0 LOB: 1 BB: 1 P: 16	R: 1 H: 2 E: 0 K: 1 S: 15	H: 2 LOB: 2 BB: 1 P: 23	R: 3 H: 4 E: 0 K: 1 S: 18	H: 1 LOB: 0 BB: 0 P: 11	R: 0 H: 1 E: 0 K: 0 S: 7	H: 1 LOB: 2 BB: 1 P: 14	R: 1 H: 2 E: 0 K: 0 S: 10	H: 2 LOB: 1 BB: 0 P: 16	R: 0 H: 0 E: 0 K: 0 S: 4	H: 0 LOB: 0 BB: 0 P: 7	1B: 5 2B: 5 3B: 0 HR: 2	SF: 1 SAC: 0 DP: 0 HBP: 0	WP: 1 PB: 0 SB: 4 CS: 0	PA: 43			
PITCHER	IP WLS BF H R ER SO BB IBB HBP BLK WP HR S P ERA WHIP	IP WLS BF H R ER SO BB IBB HBP BLK WP HR S P ERA WHIP	IP WLS BF H R ER SO BB IBB HBP BLK WP HR S P ERA WHIP	IP WLS BF H R ER SO BB IBB HBP BLK WP HR S P ERA WHIP	IP WLS BF H R ER SO BB IBB HBP BLK WP HR S P ERA WHIP	IP WLS BF H R ER SO BB IBB HBP BLK WP HR S P ERA WHIP	IP WLS BF H R ER SO BB IBB HBP BLK WP HR S P ERA WHIP	IP WLS BF H R ER SO BB IBB HBP BLK WP HR S P ERA WHIP	IP WLS BF H R ER SO BB IBB HBP BLK WP HR S P ERA WHIP	IP WLS BF H R ER SO BB IBB HBP BLK WP HR S P ERA WHIP	IP WLS BF H R ER SO BB IBB HBP BLK WP HR S P ERA WHIP	IP WLS BF H R ER SO BB IBB HBP BLK WP HR S P ERA WHIP	IP WLS BF H R ER SO BB IBB HBP BLK WP HR S P ERA WHIP	IP WLS BF H R ER SO BB IBB HBP BLK WP HR S P ERA WHIP	IP WLS BF H R ER SO BB IBB HBP BLK WP HR S P ERA WHIP	IP WLS BF H R ER SO BB IBB HBP BLK WP HR S P ERA WHIP	IP WLS BF H R ER SO BB IBB HBP BLK WP HR S P ERA WHIP	IP WLS BF H R ER SO BB IBB HBP BLK WP HR S P ERA WHIP	IP WLS BF H R ER SO BB IBB HBP BLK WP HR S P ERA WHIP	IP WLS BF H R ER SO BB IBB HBP BLK WP HR S P ERA WHIP	IP WLS BF H R ER SO BB IBB HBP BLK WP HR S P ERA WHIP	IP WLS BF H R ER SO BB IBB HBP BLK WP HR S P ERA WHIP	
37 Stephen Strasburg R ERA: 3.9	4.2 L 24 8 6 6 6 1 1 0 0 0 0 1 9 17 11.57 1.929	6.0 R 1 1 1 0 0 1 0 0 0 0 1 9 17 6.75 1.500	7.0 L 5 1 0 0 0 1 0 0 0 0 1 7 14 0.00 2.000	8.0 R 5 2 1 1 0 0 0 0 0 0 1 10 16 9.00 2.000	9.0 L 3 0 0 0 0 0 0 0 0 0 0 4 7 0.00 0.000																		

AB	38
R	8
H	12
RBI	8
BB	4
SO	6
LOB	13



Batter	1	2	3	4	5	6	7	8	9	AB	R	H	RBI	BB	SO	LOB	BOTTOM						
2 Adam Eaton L OBP: 0.393, SLG: 0.406										3	1	0	0	2	1	0	<p>Atlanta Braves @ Washington Nationals Nationals Park, Washington, DC Fri Jul 20 2018, 7:08 PM EDT - 10:03 PM EDT Att: 41,008 - Partly Cloudy - 82 F</p>						
7 Trea Turner R OBP: 0.345, SLG: 0.408										4	1	1	1	0	1	3							
34 Bryce Harper L OBP: 0.364, SLG: 0.465										4	0	1	0	0	2	3							
6 Anthony Rendon R OBP: 0.350, SLG: 0.522										4	1	1	0	0	2	1							
22 Juan Soto L OBP: 0.413, SLG: 0.531										3	1	1	2	1	0	0							
15 Matt Adams L OBP: 0.359, SLG: 0.574										4	1	1	1	0	1	2							
20 Daniel Murphy L OBP: 0.307, SLG: 0.330										4	0	1	0	0	1	0							
32 Matt Wieters S OBP: 0.303, SLG: 0.333										4	0	1	0	0	1	1							
37 Stephen Strasburg R ERA: 3.9 60 Justin Miller R ERA: 3.72 11 Ryan Zimmerman R OBP: 0.276, SLG: 0.495 33 Matt Grace L ERA: 2.72 27 Shawn Kelley R ERA: 2.76 21 Brandon Kintzler R ERA: 3.72 3 Michael Taylor R OBP: 0.302, SLG: 0.371											2	0	1	0	0	0		0	0				
Inning Stats	R: 1 H: 1 E: 0 K: 1 S: 18	H: 1 LOB: 2 BB: 2 P: 31	R: 0 H: 2 E: 0 K: 2 S: 13	H: 2 LOB: 3 BB: 1 P: 21	R: 1 H: 1 E: 0 K: 0 S: 13	H: 1 LOB: 0 BB: 0 P: 21	R: 0 H: 0 E: 0 K: 1 S: 6	H: 0 LOB: 0 BB: 0 P: 7	R: 1 H: 1 E: 0 K: 2 S: 11	H: 1 LOB: 0 BB: 0 P: 14	R: 0 H: 1 E: 0 K: 2 S: 12	H: 1 LOB: 0 BB: 0 P: 18	R: 0 H: 0 E: 0 K: 1 S: 8	H: 0 LOB: 0 BB: 0 P: 9	R: 2 H: 2 E: 0 K: 0 S: 12	H: 2 LOB: 0 BB: 0 P: 17		R: 0 H: 0 E: 0 K: 1 S: 7	H: 0 LOB: 0 BB: 0 P: 10	1B: 4 2B: 1 3B: 0 HR: 3	SF: 0 SAC: 1 DP: 0 HBP: 0	WP: 0 PB: 0 SB: 2 CS: 0	PA: 38
PITCHER	IP WLS BF H R ER SO BB IBB HBP BLK WP HR S P ERA WHIP	IP WLS BF H R ER SO BB IBB HBP BLK WP HR S P ERA WHIP	IP WLS BF H R ER SO BB IBB HBP BLK WP HR S P ERA WHIP	IP WLS BF H R ER SO BB IBB HBP BLK WP HR S P ERA WHIP	IP WLS BF H R ER SO BB IBB HBP BLK WP HR S P ERA WHIP	IP WLS BF H R ER SO BB IBB HBP BLK WP HR S P ERA WHIP	IP WLS BF H R ER SO BB IBB HBP BLK WP HR S P ERA WHIP	IP WLS BF H R ER SO BB IBB HBP BLK WP HR S P ERA WHIP	IP WLS BF H R ER SO BB IBB HBP BLK WP HR S P ERA WHIP	IP WLS BF H R ER SO BB IBB HBP BLK WP HR S P ERA WHIP	IP WLS BF H R ER SO BB IBB HBP BLK WP HR S P ERA WHIP	IP WLS BF H R ER SO BB IBB HBP BLK WP HR S P ERA WHIP	IP WLS BF H R ER SO BB IBB HBP BLK WP HR S P ERA WHIP	IP WLS BF H R ER SO BB IBB HBP BLK WP HR S P ERA WHIP	IP WLS BF H R ER SO BB IBB HBP BLK WP HR S P ERA WHIP	IP WLS BF H R ER SO BB IBB HBP BLK WP HR S P ERA WHIP	IP WLS BF H R ER SO BB IBB HBP BLK WP HR S P ERA WHIP	IP WLS BF H R ER SO BB IBB HBP BLK WP HR S P ERA WHIP	IP WLS BF H R ER SO BB IBB HBP BLK WP HR S P ERA WHIP	IP WLS BF H R ER SO BB IBB HBP BLK WP HR S P ERA WHIP	IP WLS BF H R ER SO BB IBB HBP BLK WP HR S P ERA WHIP	IP WLS BF H R ER SO BB IBB HBP BLK WP HR S P ERA WHIP	
19 Anibal Sánchez R ERA: 2.76 63 Jesse Biddle L ERA: 2.68 33 A.J. Minter L ERA: 3.12	6.0 W 27 8 2 2 2 1 0 0 0 0 0 1 20 4.50 1.500	2.0 S 8 2 2 2 1 0 0 0 0 0 0 7 10 9.00 1.000	1.0 S 3 0 0 0 0 1 0 0 0 0 0 0 7 10 0.00 0.000																				



Batter	1	2	3	4	5	6	7	8	9	AB	R	H	RBI	BB	SO	LOB	TOP				
2 Adam Eaton, L (1.9) OBP: 0.392, SLG: 0.404	L8		G6-3		G6-3		K			4	0	0	0	0	1	1					
6 Anthony Rendon, R (1.5) OBP: 0.365, SLG: 0.626	1B		E6			K		1B		4	0	2	0	0	1	0					
34 Bryce Harper, L (1.8) OBP: 0.365, SLG: 0.470	F7		K			G3-1		BB		3	0	0	0	1	1	2					
11 Ryan Zimmerman, R (1.3) OBP: 0.277, SLG: 0.395	FC6		G4-3			HBP		G1-4-3		3	0	0	0	0	0	4					
22 Juan Soto, L (1.7) OBP: 0.419, SLG: 0.540	G6-3				K			K		4	0	1	0	0	2	3					
20 Daniel Murphy, L (1.4) OBP: 0.312, SLG: 0.364	HR		K		K			G6-3		4	1	1	1	0	2	2					
7 Trea Turner, R (1.6) OBP: 0.338, SLG: 0.401	K		B1			G4-3		K		4	0	0	0	0	2	0					
32 Matt Wieters, S (1.2) OBP: 0.299, SLG: 0.319	K		K			K		BB		3	0	1	0	1	2	0					
47 Gio González, R (1.1) OBP: 0.285, SLG: 0.399	K		K			K		F8		2	0	0	0	0	2	0					
60 Justin Miller, R (6.1) ERA: 4.5										0	0	0	0	0	0	0					
36 Sammy Solis, R (6.1) ERA: 4.5										0	0	0	0	0	0	0					
14 Mark Reynolds, R (7.1) ERA: 4.5										0	0	0	0	0	0	0					
27 Shawn Kelley, R (7.1) ERA: 4.5										0	0	0	0	0	0	0					
21 Brandon Kintzler, R (8.1) ERA: 3.65										0	0	0	0	0	0	0					
15 Matt Adams, L (9.1) ERA: 3.65										1	0	0	0	0	0	1					
Inning Stats	R: 0 H: 1 E: 1 K: 0 S: 12	H: 1 LOB: 2 BB: 0 P: 17	R: 1 H: 1 E: 0 K: 3 S: 12	H: 1 LOB: 0 BB: 0 P: 16	R: 0 H: 0 E: 0 K: 1 S: 16	H: 0 LOB: 1 BB: 0 P: 26	R: 0 H: 0 E: 0 K: 2 S: 9	H: 0 LOB: 0 BB: 0 P: 14	R: 0 H: 1 E: 0 K: 2 S: 13	H: 1 LOB: 2 BB: 0 P: 23	R: 0 H: 1 E: 0 K: 1 S: 10	H: 1 LOB: 1 BB: 0 P: 15	R: 0 H: 0 E: 0 K: 1 S: 9	H: 0 LOB: 1 BB: 1 P: 17	R: 0 H: 0 E: 0 K: 1 S: 12	H: 0 LOB: 1 BB: 1 P: 19	1B: 4 2B: 0 3B: 0 HR: 1	SF: 0 SAC: 0 DP: 1 HBP: 1	WP: 0 PB: 0 SB: 0 CS: 0	PA: 36	
PITCHER	IP WLS BF H R ER SO BB IBB HBP BLK WP HR S P ERA WHIP	IP WLS BF H R ER SO BB IBB HBP BLK WP HR S P ERA WHIP	IP WLS BF H R ER SO BB IBB HBP BLK WP HR S P ERA WHIP	IP WLS BF H R ER SO BB IBB HBP BLK WP HR S P ERA WHIP	IP WLS BF H R ER SO BB IBB HBP BLK WP HR S P ERA WHIP	IP WLS BF H R ER SO BB IBB HBP BLK WP HR S P ERA WHIP	IP WLS BF H R ER SO BB IBB HBP BLK WP HR S P ERA WHIP	IP WLS BF H R ER SO BB IBB HBP BLK WP HR S P ERA WHIP	IP WLS BF H R ER SO BB IBB HBP BLK WP HR S P ERA WHIP	IP WLS BF H R ER SO BB IBB HBP BLK WP HR S P ERA WHIP	IP WLS BF H R ER SO BB IBB HBP BLK WP HR S P ERA WHIP	IP WLS BF H R ER SO BB IBB HBP BLK WP HR S P ERA WHIP	IP WLS BF H R ER SO BB IBB HBP BLK WP HR S P ERA WHIP	IP WLS BF H R ER SO BB IBB HBP BLK WP HR S P ERA WHIP	IP WLS BF H R ER SO BB IBB HBP BLK WP HR S P ERA WHIP	IP WLS BF H R ER SO BB IBB HBP BLK WP HR S P ERA WHIP	IP WLS BF H R ER SO BB IBB HBP BLK WP HR S P ERA WHIP	IP WLS BF H R ER SO BB IBB HBP BLK WP HR S P ERA WHIP	IP WLS BF H R ER SO BB IBB HBP BLK WP HR S P ERA WHIP	IP WLS BF H R ER SO BB IBB HBP BLK WP HR S P ERA WHIP	IP WLS BF H R ER SO BB IBB HBP BLK WP HR S P ERA WHIP

Washington Nationals @ Milwaukee Brewers
Miller Park, Milwaukee, WI
Mon Jul 23 2018, 7:12 PM - 10:31 PM CDT
Att: 26,073 - Partly Cloudy - 77 F

AB 33
R 1
H 5
RBI 1
BB 2
SO 13
LOB 14



Batter	1	2	3	4	5	6	7	8	9	AB	R	H	RBI	BB	SO	LOB	BOTTOM				
23 Keon Broxton, R (1.9) OBP: 0.333, SLG: 0.367	BB		1B		FC3-2		BB			2	0	1	0	1	0	2					
33 Brett Phillips, L (7.9) OBP: 0.261, SLG: 0.286	G6-3		K		G3		3B			0	1	0	0	1	0	0					
22 Christian Yelich, L (1.7) OBP: 0.370, SLG: 0.488	G6-3		K							4	0	1	3	0	1	4					
6 Lorenzo Cain, R (1.8) OBP: 0.390, SLG: 0.417	BB		L9		G5-3		K			3	0	0	0	1	1	2					
8 Ryan Braun, R (1.3) OBP: 0.275, SLG: 0.416	K		G4-3		G1-6-3		G6-3			4	0	0	0	0	1	2					
21 Travis Shaw, L (1.5) OBP: 0.344, SLG: 0.465	1B		1B		K		K			3	2	1	0	1	2	0					
13 Tyler Saladino, R (1.6) OBP: 0.346, SLG: 0.449	2B		BB				P2			3	1	1	0	1	1	0					
14 Hernán Pérez, R (1.4) OBP: 0.278, SLG: 0.375	P6		BB		BB		G5-3			4	0	1	0	0	0	2					
15 Erik Kratz, R (1.2) OBP: 0.267, SLG: 0.363	SF7		G6-3		G6-3		L8			2	1	0	2	1	0	2					
45 Jhoulys Chacin, R (1.1) ERA: 3.84										2	0	1	1	0	1	1					
71 Josh Hader, L (6.1) ERA: 4.03										0	0	0	0	0	0	0					
2 Nate O'Neill, R (6.1) ERA: 4.03										1	1	1	0	0	0	0					
53 Brandon Woodruff, L (7.1) ERA: 4.5										0	0	0	0	0	0	0					
38 Dan Jennings, L (8.1) ERA: 2.67										0	0	0	0	0	0	0					
10 Brad Miller, L (8.1) ERA: 3.65										0	0	0	0	0	0	0					
50 Jacob Barnes, R (9.1) ERA: 3.65										0	0	0	0	0	0	0					
Inning Stats	R: 0 H: 0 E: 0 K: 1 S: 12	H: 2 LOB: 1 BB: 0 P: 13	R: 1 H: 1 E: 0 K: 1 S: 9	H: 1 LOB: 0 BB: 0 P: 13	R: 2 H: 2 E: 0 K: 0 S: 13	H: 2 LOB: 2 BB: 2 P: 27	R: 0 H: 0 E: 0 K: 1 S: 8	H: 0 LOB: 0 BB: 0 P: 11	R: 3 H: 2 E: 0 K: 2 S: 23	H: 2 LOB: 1 BB: 2 P: 39	R: 0 H: 0 E: 0 K: 1 S: 8	H: 0 LOB: 0 BB: 0 P: 11	R: 0 H: 0 E: 0 K: 1 S: 9	H: 0 LOB: 0 BB: 0 P: 14	1B: 5 2B: 1 3B: 0 HR: 0	SF: 1 SAC: 0 DP: 1 HBP: 0	WP: 0 PB: 0 SB: 1 CS: 0	PA: 36			
PITCHER	IP WLS BF H R ER SO BB IBB HBP BLK WP HR S P ERA WHIP	IP WLS BF H R ER SO BB IBB HBP BLK WP HR S P ERA WHIP	IP WLS BF H R ER SO BB IBB HBP BLK WP HR S P ERA WHIP	IP WLS BF H R ER SO BB IBB HBP BLK WP HR S P ERA WHIP	IP WLS BF H R ER SO BB IBB HBP BLK WP HR S P ERA WHIP	IP WLS BF H R ER SO BB IBB HBP BLK WP HR S P ERA WHIP	IP WLS BF H R ER SO BB IBB HBP BLK WP HR S P ERA WHIP	IP WLS BF H R ER SO BB IBB HBP BLK WP HR S P ERA WHIP	IP WLS BF H R ER SO BB IBB HBP BLK WP HR S P ERA WHIP	IP WLS BF H R ER SO BB IBB HBP BLK WP HR S P ERA WHIP	IP WLS BF H R ER SO BB IBB HBP BLK WP HR S P ERA WHIP	IP WLS BF H R ER SO BB IBB HBP BLK WP HR S P ERA WHIP	IP WLS BF H R ER SO BB IBB HBP BLK WP HR S P ERA WHIP	IP WLS BF H R ER SO BB IBB HBP BLK WP HR S P ERA WHIP	IP WLS BF H R ER SO BB IBB HBP BLK WP HR S P ERA WHIP	IP WLS BF H R ER SO BB IBB HBP BLK WP HR S P ERA WHIP	IP WLS BF H R ER SO BB IBB HBP BLK WP HR S P ERA WHIP	IP WLS BF H R ER SO BB IBB HBP BLK WP HR S P ERA WHIP	IP WLS BF H R ER SO BB IBB HBP BLK WP HR S P ERA WHIP	IP WLS BF H R ER SO BB IBB HBP BLK WP HR S P ERA WHIP	IP WLS BF H R ER SO BB IBB HBP BLK WP HR S P ERA WHIP

Washington Nationals @ Milwaukee Brewers
Miller Park, Milwaukee, WI
Mon Jul 23 2018, 7:12 PM - 10:31 PM CDT
Att: 26,073 - Partly Cloudy - 77 F

AB 29
R 6
H 7
RBI 6
BB 6
SO 8
LOB 15



Batter	1	2	3	4	5	6	7	8	9	10	AB	R	H	RBI	BB	SO	LOB	TOP										
2 Adam Eaton, L OBP: 0.399, SLG: 0.428	(1, 9) B FF 94 4-1 B FF 94 B FF 94 B FF 93	(0, 1) C SI 95 0-1 X SI 94			(0, 1) C FF 92 0-1 X SL 94		(1, 2) S KC 92 1-2 D KC 91 B FF 96 X FF 96		(1, 2) C FF 97 1-2 C KC 93 B FF 96 X FF 97			4	1	2	3	1	0	1										
6 Anthony Rendon, R OBP: 0.351, SLG: 0.521	(1, 5) B FF 94 1-2 C SI 95 F SI 94 X SI 95	(0, 1) FC5-4 11 WP 2B	(0, 1) G5-3		(1, 0) F8		(1, 0) 1B		(1, 0) 1B			5	1	1	0	0	0	1										
22 Juan Soto, L OBP: 0.410, SLG: 0.526	(1, 7) C FF 94 0-1 X SI 94	L8			(0, 1) G4-3		(3, 3) K					5	0	0	0	0	2	3										
11 Ryan Zimmerman, R (1, 3) OBP: 0.269, SLG: 0.419	(1, 3) F SI 96 3-2 F SI 96 F SI 95 F SI 95				(2, 3) K							5	0	3	1	0	1	0										
7 Trea Turner, R (10, PR) OBP: 0.338, SLG: 0.401	(10, PR) D SI 95 1-2 D SI 95 D SI 94 X SI 95				(1, 0) K							0	0	0	0	0	0	0										
33 Matt Grace, L (10, 1)	(10, 1) D SI 95 1-2 D SI 95 D SI 94 X SI 95				(1, 0) K							0	0	0	0	0	0	0										
20 Daniel Murphy, L (1, 4) OBP: 0.301, SLG: 0.350	(1, 4) F FF 94 0-2 F FF 94 F FF 94 X SI 94	L8			(2, 1) G5-3							4	0	0	0	0	0	2										
3 Michael Taylor, R (1, 8) OBP: 0.226, SLG: 0.364	(1, 8) S FF 92 0-1 X SI 94	E1 2 HR			(1, 3) K							4	1	0	0	0	2	1										
1 Wilmer Difo, S (1, 6) OBP: 0.298, SLG: 0.333	(1, 6) F FF 92 2-3 B SI 94 F SI 94 S FF 93				(0, 0) F7							4	0	0	0	0	1	2										
64 Spencer Kieboom, R (1, 2) OBP: 0.299, SLG: 0.267	(1, 2) B SI 94 4-1 B SI 94 B SI 94 S SI 94				(1, 1) 1B							3	1	2	0	1	0	0										
68 Jeremy Hellickson, R 60 Justin Miller, R 21 Brandon Kintzler, R 44 Ryan Madison, L 13 Tyler Saladino, R 40 Kevyn Herrera, R 14 Mark Payton, R					(0, 0) B3							2	0	0	0	0	0	1										
Inning Stats	R: 1 E: 0 K: 0 S: 14	H: 1 LOB: 1 BB: 1 P: 22	R: 3 E: 1 K: 1 S: 11	H: 1 LOB: 0 BB: 1 P: 17	R: 0 E: 0 K: 1 S: 8	H: 0 LOB: 0 BB: 0 P: 15	R: 0 E: 0 K: 2 S: 9	H: 1 LOB: 1 BB: 0 P: 11	R: 0 E: 0 K: 0 S: 7	H: 0 LOB: 0 BB: 0 P: 6	R: 0 E: 0 K: 0 S: 7	H: 1 LOB: 1 BB: 0 P: 9	R: 0 E: 0 K: 0 S: 12	H: 2 LOB: 2 BB: 0 P: 18	R: 0 E: 0 K: 0 S: 12	H: 0 LOB: 0 BB: 0 P: 15	R: 0 E: 0 K: 0 S: 12	H: 1 LOB: 1 BB: 0 P: 19	R: 0 E: 0 K: 1 S: 11	H: 1 LOB: 1 BB: 0 P: 20	1B: 5 2B: 2 3B: 0 HR: 1	SF: 0 SAC: 0 DP: 0 HBP: 0	WP: 1 PB: 0 SB: 0 CS: 1	PA: 41				
PITCHER	IP WLS BF H R ER SO ERA WHIP	41 Junior Guerra, R (1, 1) ERA: 3.13	32 Jeremy Jeffress, R (7, 1) ERA: 1.31	39 Corbin Burnes, R (8, 1) ERA: 1.31	46 Corey Knebel, R (9, 1) ERA: 3.62	54 Taylor Williams, R (10, 1) ERA: 3.6	PITCHER	IP WLS BF H R ER SO ERA WHIP	38 Dan Jennings, L (10, 1) ERA: 3.31																			

Washington Nationals @ Milwaukee Brewers
Miller Park, Milwaukee, WI
Tue Jul 24 2018, 7:30 PM - 11:02 PM CDT
Att. 33,990 - Partly Cloudy - 83 F


AB	38
R	4
H	8
RBI	4
BB	2
SO	8
LOB	14



Batter	1	2	3	4	5	6	7	8	9	10	AB	R	H	RBI	BB	SO	LOB	BOTTOM										
7 Eric Thames, L OBP: 0.335, SLG: 0.539	(1, 9) B SI 90 2-2 B FC 95 X FC 88				(0, 2) G3							5	0	0	1	0	2	2										
54 Taylor Williams, S (10, 1) OBP: 0.233, SLG: 0.333	(10, 1) X FC 88				(2, H) 2B							0	0	0	0	0	0	0										
38 Dan Jennings, L (10, 1) OBP: 0.667, SLG: 1.000	(10, 1) X FC 88				(0, 0) 1B							0	0	0	0	0	0	0										
6 Lorenzo Cain, R (1, 8) OBP: 0.395, SLG: 0.423	(1, 8) C SI 91 0-1 X FC 88				(3, 1) 22 HBP 1B							5	2	4	1	0	0	0										
22 Christian Yelich, L (1, 7) OBP: 0.376, SLG: 0.500	(1, 7) X KC 74 0-0				(2, 2) 1 SAFE 1 SAFE B SI 91 H KC 81							4	1	3	2	0	0	1										
24 Jesus Aguilar, R (1, 3) OBP: 0.367, SLG: 0.609	(1, 3) 1 SAFE C SI 91 F SI 91 X FC 82				(2, 1) F4							4	0	0	0	1	1	5										
21 Travis Shaw, L (1, 5) OBP: 0.344, SLG: 0.462	(1, 5) C KC 75 0-1 X SI 90				(2, 1) G3							4	0	1	0	1	1	6										
13 Tyler Saladino, R (1, 6) OBP: 0.330, SLG: 0.431	(1, 6) X SI 90 0-0				(2, 2) F8							4	0	0	1	0	1	2										
10 Brad Miller, L (1, 4) OBP: 0.312, SLG: 0.408	(1, 4) B SI 92 4-2 C KC 75 B SI 92 B SI 92 X KC 75				(2, 2) G4-3							3	0	1	0	1	0	0										
9 Manny Pina, R (1, 2) OBP: 0.286, SLG: 0.362	(1, 2) X CH 84 0-0				(1, 3) G5-3							4	0	0	0	0	1	2										
41 Junior Guerra, R (1, 1) ERA: 3.44	(1, 1) IP WLS BF H R ER SO ERA WHIP	58 Jeremy Hellickson, R (7, 1) ERA: 3.9	8 Ryan Braun, R (7, PR) ERA: 3.76	39 Corbin Burnes, R (8, 1) ERA: 4.79	46 Corey Knebel, R (9, 1) ERA: 3.76	33 Brett Phillips, L (10, 9) ERA: 1.85	PITCHER	IP WLS BF H R ER SO ERA WHIP	33 Matt Grace, L (10, 1) ERA: 2.87																			

Washington Nationals @ Milwaukee Brewers
Miller Park, Milwaukee, WI
Tue Jul 24 2018, 7:30 PM - 11:02 PM CDT
Att. 33,990 - Partly Cloudy - 83 F

AB	37
R	5
H	12
RBI	5
BB	3
SO	7
LOB	18



Batter	1	2	3	4	5	6	7	8	9	AB	R	H	RBI	BB	SO	LOB	TOP			
2 Adam Eaton, L OBP: 0.407, SLG: 0.418	L7		7 WP 34 SF7 2B		34 1B BB			F8	L8	4	1	1	0	2	0	2				
7 Trea Turner, R OBP: 0.337, SLG: 0.412	15 1B 2B		G5-3		K			34 1B 1B	FC6-4	6	2	2	0	0	2	6				
34 Bryce Harper, L OBP: 0.365, SLG: 0.540	K		SF7					15 1B 22 3B 1B		4	1	2	2	0	2	1				
3 Michael Taylor, R OBP: 0.299, SLG: 0.370	K							22 3B 1B		0	0	0	0	0	0	0				
15 Matt Adams, L OBP: 0.363, SLG: 0.555								22 3B 1B		5	1	3	2	0	0	2				
22 Juan Soto, L OBP: 0.423, SLG: 0.581								20 1B 3B		5	2	3	3	0	0	3				
20 Daniel Murphy, L OBP: 0.325, SLG: 0.476										4	0	3	1	1	0	0				
1 Wilmer Difo, S OBP: 0.300, SLG: 0.339	L7									0	0	0	0	0	0	0				
14 Mark Reynolds, R OBP: 0.294, SLG: 0.262	F9									4	0	0	0	1	0	4				
36 Sammy Solis, R										0	0	0	0	0	0	0				
32 Matt Wieters, S OBP: 0.300, SLG: 0.314	G6-3									3	1	0	0	1	1	3				
64 Spencer Klebon, R OBP: 0.294, SLG: 0.262										1	0	0	0	0	1	0				
31 Max Scherzer, R OBP: 0.320, SLG: 0.298										2	1	1	0	0	0	2				
19 Matt Reynolds, R OBP: 0.214, SLG: 0.154										1	0	1	0	0	0	0				
Inning Stats	R: 1 H: 2 E: 0 K: 1 S: 9	H: 2 LOB: 1 BB: 0 P: 14	R: 1 H: 1 E: 0 K: 0 S: 10	H: 1 LOB: 0 BB: 0 P: 16	R: 2 H: 3 E: 0 K: 0 S: 8	H: 3 LOB: 1 BB: 0 P: 16	R: 0 H: 1 E: 0 K: 0 S: 6	H: 1 LOB: 2 BB: 1 P: 13	R: 0 H: 1 E: 0 K: 1 S: 14	H: 1 LOB: 3 BB: 1 P: 30	R: 0 H: 1 E: 1 K: 1 S: 11	H: 1 LOB: 2 BB: 1 P: 17	R: 5 H: 5 E: 0 K: 0 S: 21	H: 5 LOB: 1 BB: 1 P: 33	R: 0 H: 1 E: 0 K: 1 S: 7	H: 1 LOB: 1 BB: 0 P: 8	1B: 11 2B: 3 3B: 1 HR: 1	SF: 1 SAC: 1 DP: 1 HBP: 1	WP: 1 PB: 0 SB: 0 CS: 0	PA: 47
PITCHER	IP WLS BF H R ER SO	IP WLS BF H R ER SO	IP WLS BF H R ER SO	IP WLS BF H R ER SO	IP WLS BF H R ER SO	IP WLS BF H R ER SO	IP WLS BF H R ER SO	IP WLS BF H R ER SO	IP WLS BF H R ER SO	IP WLS BF H R ER SO	IP WLS BF H R ER SO	IP WLS BF H R ER SO	IP WLS BF H R ER SO	IP WLS BF H R ER SO	IP WLS BF H R ER SO	IP WLS BF H R ER SO	ERA WHIP	ERA WHIP	ERA WHIP	
49 Pablo López, R ERA: 5.34	5.2 L 27 9 4 4 3	1.1 7 1 0 0 2	1.0 9 5 5 5 0	1.0 4 1 0 0 1	2.0 9 4 4 3	2.0 9 4 4 3	0.0 0 0 0 0	0.0 0 0 0 0	0.0 0 0 0 0	0.0 0 0 0 0	0.0 0 0 0 0	0.0 0 0 0 0	0.0 0 0 0 0	0.0 0 0 0 0	0.0 0 0 0 0	0.0 0 0 0 0	6.35 1.941	45.00 6.000	0.00 1.000	
57 Elieser Hernández, R ERA: 5.91	1.1 7 1 0 0 2	1.0 9 5 5 5 0	1.0 4 1 0 0 1	2.0 9 4 4 3	2.0 9 4 4 3	0.0 0 0 0 0	0.0 0 0 0 0	0.0 0 0 0 0	0.0 0 0 0 0	0.0 0 0 0 0	0.0 0 0 0 0	0.0 0 0 0 0	0.0 0 0 0 0	0.0 0 0 0 0	0.0 0 0 0 0	0.0 0 0 0 0	45.00 6.000	0.00 1.000		
40 Javy Guerra, R ERA: 9.31	1.0 9 5 5 5 0	1.0 4 1 0 0 1	2.0 9 4 4 3	2.0 9 4 4 3	0.0 0 0 0 0	0.0 0 0 0 0	0.0 0 0 0 0	0.0 0 0 0 0	0.0 0 0 0 0	0.0 0 0 0 0	0.0 0 0 0 0	0.0 0 0 0 0	0.0 0 0 0 0	0.0 0 0 0 0	0.0 0 0 0 0	0.0 0 0 0 0	45.00 6.000	0.00 1.000		
46 Kyle Barraclough, R ERA: 2.4	1.0 4 1 0 0 1	2.0 9 4 4 3	2.0 9 4 4 3	0.0 0 0 0 0	0.0 0 0 0 0	0.0 0 0 0 0	0.0 0 0 0 0	0.0 0 0 0 0	0.0 0 0 0 0	0.0 0 0 0 0	0.0 0 0 0 0	0.0 0 0 0 0	0.0 0 0 0 0	0.0 0 0 0 0	0.0 0 0 0 0	0.0 0 0 0 0	45.00 6.000	0.00 1.000		

Washington Nationals @ Miami Marlins
Marlins Park, Miami, FL
Fri Jul 27 2018, 7:12 PM - 9:57 PM EDT
Att: 9,297 - Roof Closed - 77 F

AB 39
R 9
H 16
RBI 8
BB 5
SO 6
LOB 23



Batter	1	2	3	4	5	6	7	8	9	AB	R	H	RBI	BB	SO	LOB	BOTTOM					
32 Derek Dietrich, L OBP: 0.348, SLG: 0.454	G6-3									4	0	0	0	0	3	2						
15 Brian Anderson, R OBP: 0.363, SLG: 0.414	P4									3	0	0	0	0	1	2						
11 J.T. Realmuto, R OBP: 0.359, SLG: 0.535	L8									4	0	1	0	0	1	2						
41 Justin Bour, L OBP: 0.352, SLG: 0.406	F8									4	0	0	0	0	2	3						
13 Starlin Castro, R OBP: 0.332, SLG: 0.405	K									4	1	0	0	0	1	0						
14 Martin Prado, R OBP: 0.281, SLG: 0.305	G6-3									4	0	2	1	0	0	0						
10 JT Riddle, L OBP: 0.267, SLG: 0.394										4	0	0	0	0	1	2						
34 Magneuris Sierra, L OBP: 0.190, SLG: 0.100										2	0	0	0	0	1	1						
57 Elieser Hernández, R ERA: 5.91										0	0	0	0	0	0	0						
19 Miguel Rojas, R OBP: 0.310, SLG: 0.347										1	0	0	0	0	0	1						
40 Javy Guerra, R										0	0	0	0	0	0	0						
46 Kyle Barraclough, R										0	0	0	0	0	0	0						
49 Pablo López, L OBP: 0.333, SLG: 0.250										1	0	0	0	0	1	0						
1 Cameron Maybin, R OBP: 0.339, SLG: 0.343										1	0	0	0	1	0	0						
Inning Stats	R: 0 H: 0 E: 0 K: 0 S: 5	H: 0 LOB: 0 BB: 0 P: 6	R: 0 H: 0 E: 0 K: 1 S: 5	H: 0 LOB: 0 BB: 0 P: 11	R: 0 H: 0 E: 0 K: 3 S: 9	H: 0 LOB: 0 BB: 0 P: 13	R: 0 H: 0 E: 0 K: 2 S: 11	H: 0 LOB: 1 BB: 0 P: 14	R: 0 H: 1 E: 0 K: 0 S: 7	H: 1 LOB: 1 BB: 0 P: 11	R: 0 H: 0 E: 1 K: 3 S: 14	H: 0 LOB: 1 BB: 0 P: 20	R: 1 H: 1 E: 1 K: 0 S: 11	H: 1 LOB: 1 BB: 0 P: 13	R: 0 H: 1 E: 0 K: 2 S: 12	H: 1 LOB: 2 BB: 1 P: 18	R: 0 H: 0 E: 0 K: 0 S: 6	H: 0 LOB: 0 BB: 0 P: 9	1B: 2 2B: 1 3B: 0 HR: 0	SF: 0 SAC: 0 DP: 0 HBP: 1	WP: 0 PB: 0 SB: 0 CS: 0	PA: 34
PITCHER	IP WLS BF H R ER SO	IP WLS BF H R ER SO	IP WLS BF H R ER SO	IP WLS BF H R ER SO	IP WLS BF H R ER SO	IP WLS BF H R ER SO	IP WLS BF H R ER SO	IP WLS BF H R ER SO	IP WLS BF H R ER SO	IP WLS BF H R ER SO	IP WLS BF H R ER SO	IP WLS BF H R ER SO	IP WLS BF H R ER SO	IP WLS BF H R ER SO	IP WLS BF H R ER SO	IP WLS BF H R ER SO	ERA WHIP	ERA WHIP	ERA WHIP			
31 Max Scherzer, R ERA: 2.3	1.0 W 31 3 1 0 0	1.0 3 0 0 0 0	1.0 3 0 0 0 0	1.0 3 0 0 0 0	1.0 3 0 0 0 0	1.0 3 0 0 0 0	1.0 3 0 0 0 0	1.0 3 0 0 0 0	1.0 3 0 0 0 0	1.0 3 0 0 0 0	1.0 3 0 0 0 0	1.0 3 0 0 0 0	1.0 3 0 0 0 0	1.0 3 0 0 0 0	1.0 3 0 0 0 0	1.0 3 0 0 0 0	0.00 0.000	0.00 0.000	0.00 0.000			
36 Sammy Solis, L ERA: 5.04	1.0 3 0 0 0 0	1.0 3 0 0 0 0	1.0 3 0 0 0 0	1.0 3 0 0 0 0	1.0 3 0 0 0 0	1.0 3 0 0 0 0	1.0 3 0 0 0 0	1.0 3 0 0 0 0	1.0 3 0 0 0 0	1.0 3 0 0 0 0	1.0 3 0 0 0 0	1.0 3 0 0 0 0	1.0 3 0 0 0 0	1.0 3 0 0 0 0	1.0 3 0 0 0 0	1.0 3 0 0 0 0	0.00 0.000	0.00 0.000	0.00 0.000			

Washington Nationals @ Miami Marlins
Marlins Park, Miami, FL
Fri Jul 27 2018, 7:12 PM - 9:57 PM EDT
Att: 9,297 - Roof Closed - 77 F

AB 32
R 1
H 3
RBI 1
BB 1
SO 11
LOB 13



Batter	1	2	3	4	5	6	7	8	9	10	AB	R	H	RBI	BB	SO	LOB	TOP
7 Trea Turner, R OBP: 0.338, SLG: 0.412											5	0	2	0	0	0	0	
34 Bryce Harper, L OBP: 0.365, SLG: 0.473											2	1	0	0	1	1	1	
11 Ryan Zimmerman, R OBP: 0.285, SLG: 0.414											4	0	1	0	0	1	3	
19 Matt Reynolds, R OBP: 0.214, SLG: 0.154											0	0	0	0	0	0	0	
22 Juan Soto, L OBP: 0.420, SLG: 0.575											4	0	1	0	0	0	3	
20 Daniel Murphy, L OBP: 0.351, SLG: 0.383											3	0	1	1	1	1	1	
14 Mark Reynolds, R OBP: 0.362, SLG: 0.527											3	0	0	0	1	2	3	
3 Michael Taylor, R OBP: 0.296, SLG: 0.365											4	0	0	0	0	1	4	
32 Matt Wieters, S OBP: 0.206, SLG: 0.308											2	0	0	0	0	1	0	
2 Adam Eaton, R OBP: 0.266, SLG: 0.416											1	0	0	0	0	0	0	
21 Brandon Kintzler, R ERA: 4.06											0	0	0	0	0	0	0	
44 Ryan Madson, L ERA: 4.06											0	0	0	0	0	0	0	
1 Wilmer Difo, S ERA: 3.33											1	0	0	0	0	1	0	
40 Kelvin Herrera, R ERA: 2.06											0	0	0	0	0	0	0	
47 Gio González, R OBP: 0.057, SLG: 0.086											2	0	0	0	0	1	0	
15 Matt Adams, L OBP: 0.352, SLG: 0.552											1	0	0	0	0	0	0	
64 Spencer Kieboom, R OBP: 0.290, SLG: 0.258											1	0	0	0	0	0	0	
Inning Stats	R: 0 E: 0 K: 2 S: 10	H: 1 LOB: 1 BB: 0 P: 15	R: 0 E: 0 K: 1 S: 7	H: 0 LOB: 0 BB: 1 P: 15	R: 0 E: 0 K: 1 S: 7	H: 0 LOB: 0 BB: 0 P: 10	R: 0 E: 0 K: 1 S: 7	H: 0 LOB: 0 BB: 0 P: 14	R: 0 E: 0 K: 3 S: 9	H: 0 LOB: 1 BB: 0 P: 11	R: 0 E: 0 K: 0 S: 6	H: 2 LOB: 3 BB: 0 P: 11	R: 0 E: 0 K: 1 S: 7	H: 0 LOB: 0 BB: 0 P: 11	1B: 5 2B: 0 3B: 0 HR: 0	SF: 0 SAC: 0 DP: 2 HBP: 1	WP: 0 PB: 0 SB: 3 CS: 0	PA: 37
PITCHER	IP WLS BF H R ER SO BB IBB HBP BLK WP HR S P ERA WHIP	36 Trevor Richards, R ERA: 4.06	61 Adam Conley, L ERA: 3.49	29 Brad Ziegler, R ERA: 4.06	71 Drew Steckenrider, R ERA: 3.33	46 Kyle Barraclough, R ERA: 2.54	53 Brett Graves, R ERA: 7.84	IP WLS BF H R ER SO BB IBB HBP BLK WP HR S P ERA WHIP	1.0 0 3 0 0 0 1 0 0 0 0 0 5 10 0.00 1.500	0.00 0.000 0.000 0.000 9.00 2.000	1.0 0 3 0 0 0 1 0 0 0 0 0 15 27 0.00 0.833	0.00 0.000 0.000 0.000 0.00 0.000	1.0 0 3 0 0 0 1 0 0 0 0 0 15 27 0.00 2.000	0.00 0.000 0.000 0.000 0.00 0.000	0.00 0.000	0.000		

Washington Nationals @ Miami Marlins
Marlins Park, Miami, FL
Sat Jul 28 2018, 7:10 PM - 10:36 PM EDT
Att: 11,779 - Roof Closed - 76 F

AB	33
R	1
H	5
RBI	1
BB	3
SO	9
LOB	15



Batter	1	2	3	4	5	6	7	8	9	10	AB	R	H	RBI	BB	SO	LOB	BOTTOM				
19 Miguel Rojas, R OBP: 0.312, SLG: 0.349											5	0	2	0	0	0	1					
15 Brian Anderson, R OBP: 0.363, SLG: 0.413											4	0	1	0	1	0	1					
11 J.T. Realmuto, R OBP: 0.362, SLG: 0.534											4	1	2	1	1	0	1					
13 Starlin Castro, R OBP: 0.336, SLG: 0.406											2	0	1	0	2	1	1					
1 Cameron Maybin, R OBP: 0.339, SLG: 0.339											3	0	0	0	1	0	3					
2 Yohel Rivera, R OBP: 0.176, SLG: 0.248											2	0	1	1	0	0	1					
29 Brad Ziegler, R ERA: 4.06											0	0	0	0	0	0	0					
71 Drew Steckenrider, R ERA: 3.33											0	0	0	0	0	0	0					
46 Kyle Barraclough, R ERA: 2.54											0	0	0	0	0	0	0					
32 Derek Dietrich, L ERA: 3.33											1	0	0	0	0	0	0					
53 Brett Graves, R ERA: 7.84											0	0	0	0	0	0	0					
10 JT Riddle, L OBP: 0.261, SLG: 0.385											4	0	0	0	0	2	3					
28 Bryan Holaday, R OBP: 0.233, SLG: 0.211											4	0	0	0	0	0	3					
36 Trevor Richards, R OBP: 0.150, SLG: 0.105											2	0	0	0	0	2	0					
61 Adam Conley, L ERA: 3.49											0	0	0	0	0	0	0					
34 Magneuris Sierra, L OBP: 0.167, SLG: 0.167											2	1	1	0	0	0	0					
Inning Stats	R: 0 E: 0 K: 1 S: 9	H: 0 LOB: 1 BB: 1 P: 16	R: 0 E: 0 K: 1 S: 11	H: 1 LOB: 1 BB: 0 P: 20	R: 0 E: 0 K: 1 S: 7	H: 1 LOB: 0 BB: 0 P: 8	R: 1 E: 0 K: 0 S: 10	H: 0 LOB: 2 BB: 3 P: 25	R: 0 E: 0 K: 1 S: 11	H: 0 LOB: 0 BB: 0 P: 15	R: 0 E: 0 K: 0 S: 12	H: 0 LOB: 1 BB: 0 P: 18	R: 0 E: 0 K: 0 S: 7	H: 0 LOB: 0 BB: 0 P: 12	R: 0 E: 0 K: 1 S: 7	H: 0 LOB: 0 BB: 0 P: 9	R: 1 E: 1 K: 0 S: 5	H: 3 LOB: 3 BB: 0 P: 10	1B: 8 2B: 0 3B: 0 HR: 0	SF: 1 SAC: 0 DP: 1 HBP: 0	WP: 0 PB: 0 SB: 0 CS: 0	PA: 39
PITCHER	IP WLS BF H R ER SO BB IBB HBP BLK WP HR S P ERA WHIP	47 Gio González, L ERA: 3.78	21 Brandon Kintzler, R ERA: 3.59	44 Ryan Madson, R ERA: 4.04	40 Kelvin Herrera, R ERA: 2.06	53 Brett Graves, R ERA: 7.84	IP WLS BF H R ER SO BB IBB HBP BLK WP HR S P ERA WHIP	7.0 0 27 3 1 1 4 4 0 0 0 0 0 9 14 0.00 3.000	0.00 0.000 0.000 0.00 0.000	0.00 0.000 0.000 0.00 0.000	0.00 0.000 0.000 0.00 0.000	0.00 0.000 0.000 0.00 0.000	0.00 0.000 0.000 0.00 0.000	0.00 0.000 0.000 0.00 0.000	0.00 0.000	0.000						

Washington Nationals @ Miami Marlins
Marlins Park, Miami, FL
Sat Jul 28 2018, 7:10 PM - 10:36 PM EDT
Att: 11,779 - Roof Closed - 76 F

AB	33
R	2
H	8
RBI	2
BB	5
SO	5
LOB	14



Batter	1	2	3	4	5	6	7	8	9	AB	R	H	RBI	BB	SO	LOB	TOP									
1 Amed Rosario, R OBP: 0.280, SLG: 0.359	E4		F8			G4-3		K	G5-3	5	0	0	0	0	1	3	New York Mets @ Washington Nationals Nationals Park, Washington, DC Tue Jul 31 2018, 7:05 PM - 10:21 PM EDT Att: 35,029 - Cloudy - 82 F									
9 Brandon Nimmo, L OBP: 0.380, SLG: 0.473	K		P6			F7				4	0	1	0	0	1	2										
4 Wilmer Flores, R OBP: 0.320, SLG: 0.446										1	0	1	0	0	0	0										
28 Phillip Evans, R OBP: 0.217, SLG: 0.143										3	0	0	0	0	1	2										
30 Michael Conforto, L OBP: 0.352, SLG: 0.402										4	1	1	0	0	1	1										
11 José Bautista, R OBP: 0.355, SLG: 0.401										3	0	0	0	0	1	0										
62 Drew Smith, R										0	0	0	0	0	0	0										
7 José Reyes, S OBP: 0.254, SLG: 0.240										1	0	1	0	0	0	0										
68 Jeff McNeil, L OBP: 0.455, SLG: 0.438										4	2	1	2	0	1	1										
16 Austin Jackson, R OBP: 0.322, SLG: 0.325										4	1	2	2	0	0	0										
26 Kevin Plawecki, R OBP: 0.355, SLG: 0.385										4	0	1	0	0	2	1										
32 Steven Matz, R OBP: 0.142, SLG: 0.119										0	0	0	0	0	0	0										
35 Jacob deGrom, R OBP: 0.371, SLG: 0.479										1	0	0	0	0	1	1										
63 Tim Peterson, R ERA: 6.53										1	0	0	0	0	1	1										
49 Tyler Bashlor, R ERA: 5.4										0	0	0	0	0	0	0										
39 Jerry Bleivins, L ERA: 4.5										0	0	0	0	0	0	0										
15 Luis Guillorme, L OBP: 0.271, SLG: 0.222										1	0	1	0	1	0	0										
Inning Stats	R: 0 E: 1 K: 1 S: 12	H: 1 LOB: 1 BB: 0 P: 16	R: 0 E: 0 K: 1 S: 10	H: 0 LOB: 0 BB: 0 P: 12	R: 0 E: 0 K: 1 S: 9	H: 1 LOB: 1 BB: 0 P: 11	R: 0 E: 0 K: 1 S: 11	H: 0 LOB: 0 BB: 0 P: 17	R: 0 E: 0 K: 0 S: 7	H: 0 LOB: 0 BB: 0 P: 8	R: 1 E: 0 K: 1 S: 9	H: 1 LOB: 0 BB: 0 P: 14	R: 0 E: 0 K: 3 S: 18	H: 2 LOB: 1 BB: 0 P: 29	R: 3 E: 0 K: 0 S: 18	H: 4 LOB: 1 BB: 0 P: 23	1B: 5 2B: 2 3B: 0 HR: 2	SF: 0 SAC: 0 DP: 0 HBP: 0	WP: 0 PB: 0 SB: 0 CS: 1	PA: 37						
PITCHER	IP: 7.0 ERA: 4.37	WLS: W BF: 25	H: 4 R: 1 ER: 1 SO: 7	R: 1 ER: 1 SO: 7	BB: 0 IBB: 0 HBP: 0 BLK: 0	BB: 0 IBB: 0 HBP: 0 BLK: 0	WP: 0 HR: 1 S: 68 P: 94	ERA: 1.29 WHIP: 0.571	PITCHER	IP: 1.0 ERA: 3.0	WLS: W BF: 5	H: 1 R: 0 ER: 0 SO: 3	R: 0 ER: 0 SO: 3	BB: 1 IBB: 0 HBP: 0 BLK: 0	BB: 0 IBB: 0 HBP: 0 BLK: 0	WP: 0 HR: 0 S: 18 P: 29	ERA: 0.00 WHIP: 2.000	PITCHER	IP: 1.0 ERA: 3.34	WLS: W BF: 7	H: 4 R: 3 ER: 3 SO: 0	R: 3 ER: 3 SO: 0	BB: 0 IBB: 0 HBP: 0 BLK: 0	BB: 0 IBB: 0 HBP: 0 BLK: 0	WP: 0 HR: 1 S: 18 P: 23	ERA: 27.00 WHIP: 4.000

AB	36
R	4
H	9
RBI	4
BB	1
SO	10
LOB	12



Batter	1	2	3	4	5	6	7	8	9	AB	R	H	RBI	BB	SO	LOB	BOTTOM									
7 Trea Turner, R OBP: 0.342, SLG: 0.413		FC5-4		K						6	3	4	0	1	1	1	New York Mets @ Washington Nationals Nationals Park, Washington, DC Tue Jul 31 2018, 7:05 PM - 10:21 PM EDT Att: 35,029 - Cloudy - 82 F									
6 Anthony Rendon, R OBP: 0.351, SLG: 0.517										6	2	3	4	1	1	3										
27 Shawn Kelley, R ERA: 3.0										0	0	0	0	0	0	0										
34 Bryce Harper, L OBP: 0.371, SLG: 0.479										4	3	2	2	1	0	3										
1 Wilmer Difo, S OBP: 0.299, SLG: 0.345										2	0	1	1	0	0	1										
11 Ryan Zimmerman, R OBP: 0.298, SLG: 0.435										5	2	2	3	1	2	2										
22 Juan Soto, L OBP: 0.418, SLG: 0.567										7	3	3	0	0	0	5										
20 Daniel Murphy, L OBP: 0.341, SLG: 0.434										4	3	3	6	0	0	0										
15 Matt Adams, L OBP: 0.361, SLG: 0.560										2	1	1	2	0	0	1										
3 Michael Taylor, R OBP: 0.306, SLG: 0.377										4	3	3	0	2	1	2										
32 Matt Wieters, S OBP: 0.305, SLG: 0.306										4	2	1	1	2	1	4										
57 Tanner Roark, R OBP: 0.214, SLG: 0.268										5	2	2	3	0	0	1										
51 Wander Suero, R ERA: 8.0										0	0	0	0	0	0	0										
14 Mark Reynolds, R OBP: 0.364, SLG: 0.545										1	1	1	3	0	0	0										
Inning Stats	R: 7 E: 0 K: 2 S: 23	H: 8 LOB: 2 BB: 1 P: 34	R: 3 E: 0 K: 1 S: 13	H: 4 LOB: 1 BB: 0 P: 15	R: 3 E: 0 K: 1 S: 19	H: 3 LOB: 1 BB: 1 P: 31	R: 3 E: 0 K: 1 S: 16	H: 2 LOB: 0 BB: 1 P: 27	R: 3 E: 0 K: 0 S: 18	H: 2 LOB: 1 BB: 2 P: 34	R: 0 E: 0 K: 1 S: 10	H: 1 LOB: 1 BB: 1 P: 16	R: 0 E: 0 K: 0 S: 17	H: 1 LOB: 0 BB: 0 P: 20	R: 6 E: 0 K: 0 S: 29	H: 5 LOB: 2 BB: 2 P: 48	1B: 14 2B: 5 3B: 2 HR: 5	SF: 0 SAC: 0 DP: 0 HBP: 1	WP: 0 PB: 0 SB: 2 CS: 0	PA: 59						
PITCHER	IP: 0.2 ERA: 4.35	WLS: L BF: 11	H: 8 R: 7 ER: 7 SO: 2	R: 7 ER: 7 SO: 2	BB: 0 IBB: 0 HBP: 0 BLK: 0	BB: 0 IBB: 0 HBP: 0 BLK: 0	WP: 0 HR: 0 S: 22 P: 32	ERA: 94.50 WHIP: 12.000	PITCHER	IP: 1.0 ERA: 3.6	WLS: W BF: 14	H: 7 R: 6 ER: 6 SO: 2	R: 6 ER: 6 SO: 2	BB: 1 IBB: 0 HBP: 0 BLK: 0	BB: 0 IBB: 0 HBP: 0 BLK: 0	WP: 0 HR: 0 S: 17 P: 20	ERA: 0.00 WHIP: 1.000	PITCHER	IP: 1.0 ERA: 54.0	WLS: W BF: 11	H: 5 R: 6 ER: 6 SO: 0	R: 2 ER: 2 SO: 0	BB: 0 IBB: 0 HBP: 0 BLK: 0	BB: 0 IBB: 0 HBP: 0 BLK: 0	WP: 0 HR: 2 S: 29 P: 48	ERA: 54.00 WHIP: 7.000



Batter	1	2	3	4	5	6	7	8	9	AB	R	H	RBI	BB	SO	LOB	TOP							
1 Amed Rosario, R OBP: 0.280, SLG: 0.357										4	0	1	0	0	0	0								
16 Austin Jackson, R OBP: 0.315, SLG: 0.317										4	0	0	0	0	3	2								
4 Wilmer Flores, R OBP: 0.319, SLG: 0.455										4	1	1	1	0	0	0								
30 Michael Conforto, L OBP: 0.351, SLG: 0.403										4	0	1	0	0	1	0								
11 José Bautista, R OBP: 0.354, SLG: 0.395										3	0	0	0	1	2	0								
9 Brandon Nimmo, L OBP: 0.376, SLG: 0.466										4	0	0	0	0	1	2								
28 Phillip Evans, R OBP: 0.217, SLG: 0.143										0	0	0	0	0	0	0								
7 José Reyes, S OBP: 0.262, SLG: 0.287										3	0	1	0	0	0	0								
29 Devin Mesoraco, R OBP: 0.304, SLG: 0.388										3	0	1	0	0	0	0								
34 Noah Syndergaard, L OBP: 0.111, SLG: 0.192										2	0	0	0	0	2	1								
68 Jeff McNeil, L OBP: 0.435, SLG: 0.412										1	0	0	0	0	1	0								
67 Seth Lugo, R OBP: 0.167, SLG: 0.091										0	0	0	0	0	0	0								
Inning Stats	R: 0 H: 0 E: 0 K: 1 S: 11	H: 0 LOB: 0 BB: 0 P: 16	R: 0 H: 0 E: 0 K: 2 S: 8	H: 0 LOB: 0 BB: 0 P: 10	R: 0 H: 2 E: 0 K: 3 S: 14	H: 2 LOB: 2 BB: 0 P: 16	R: 0 H: 0 E: 0 K: 0 S: 8	H: 0 LOB: 0 BB: 0 P: 17	R: 1 H: 1 E: 0 K: 2 S: 9	H: 1 LOB: 0 BB: 0 P: 12	R: 0 H: 0 E: 0 K: 0 S: 7	H: 0 LOB: 0 BB: 0 P: 10	R: 0 H: 0 E: 0 K: 1 S: 12	H: 0 LOB: 0 BB: 0 P: 16	R: 1 H: 1 E: 0 K: 1 S: 13	H: 1 LOB: 0 BB: 0 P: 18	R: 1 H: 2 E: 0 K: 1 S: 12	H: 2 LOB: 1 BB: 1 P: 20	1B: 2 2B: 1 3B: 0 HR: 3	SF: 0 SAC: 0 DP: 1 HBP: 0	WP: 0 PB: 0 SB: 0 CS: 0	PA: 33		
PITCHER	IP	WLS	BF	H	R	ER	SO	BB	IBB	HBP	BLK	WP	HR	S	P	ERA	WHIP							
46 Tommy Milone, L ERA: 3.0	7.0	W	24	3	1	1	9	0	0	0	0	0	1	69	97	1.29	0.429							
44 Ryan Madson, R ERA: 4.69	1.0	H	4	1	1	1	1	0	0	0	0	0	1	13	18	9.00	1.000							
40 Kelvin Herrera, R ERA: 2.23	1.0	S	5	2	1	1	1	1	0	0	0	0	1	12	20	9.00	3.000							

New York Mets @ Washington Nationals
 Nationals Park, Washington, DC
 Wed Aug 01 2018, 12:07 PM - 2:43 PM EDT
 Att: 34,319 - Partly Cloudy - 83 F

AB	32
R	3
H	6
RBI	3
BB	1
SO	11
LOB	5



Batter	1	2	3	4	5	6	7	8	9	AB	R	H	RBI	BB	SO	LOB	BOTTOM							
2 Adam Eaton, L OBP: 0.392, SLG: 0.401										4	0	1	0	0	0	4								
40 Kelvin Herrera, R										0	0	0	0	0	0	0								
7 Trea Turner, R OBP: 0.342, SLG: 0.413										4	3	1	0	0	0	1								
6 Anthony Rendon, R OBP: 0.350, SLG: 0.523										4	1	1	2	0	0	2								
34 Bryce Harper, L OBP: 0.373, SLG: 0.482										4	1	2	1	0	0	0								
22 Juan Soto, L OBP: 0.415, SLG: 0.559										3	0	0	0	1	2	1								
15 Matt Adams, L OBP: 0.355, SLG: 0.550										4	0	0	1	0	1	2								
20 Daniel Murphy, L ERA: 2.98										3	0	1	0	0	0	0								
1 Wilmer Difo, S OBP: 0.298, SLG: 0.345										0	0	0	1	0	0	0								
64 Spencer Kieboom, R OBP: 0.276, SLG: 0.261										4	0	1	0	0	1	3								
46 Tommy Milone, L										1	0	0	0	1	0	0								
11 Ryan Zimmerman, R, PH										1	0	0	0	0	0	2								
44 Ryan Madson, L										0	0	0	0	0	0	0								
3 Michael Taylor, R OBP: 0.306, SLG: 0.377										0	0	0	0	0	0	0								
Inning Stats	R: 1 H: 2 E: 0 K: 1 S: 9	H: 2 LOB: 1 BB: 0 P: 15	R: 0 H: 1 E: 0 K: 0 S: 6	H: 1 LOB: 2 BB: 1 P: 14	R: 2 H: 2 E: 0 K: 0 S: 9	H: 2 LOB: 0 BB: 0 P: 13	R: 0 H: 0 E: 0 K: 1 S: 7	H: 0 LOB: 0 BB: 0 P: 11	R: 0 H: 0 E: 0 K: 0 S: 7	H: 0 LOB: 0 BB: 0 P: 13	R: 0 H: 0 E: 0 K: 2 S: 7	H: 0 LOB: 0 BB: 0 P: 9	R: 0 H: 1 E: 0 K: 0 S: 9	H: 1 LOB: 2 BB: 0 P: 16	R: 2 H: 1 E: 0 K: 0 S: 13	H: 1 LOB: 2 BB: 1 P: 25	R: 2 H: 3 E: 0 K: 1 S: 11	H: 3 LOB: 3 SAC: 0 DP: 0 HBP: 0	WP: 0 PB: 0 SB: 4 CS: 0	PA: 35				
PITCHER	IP	WLS	BF	H	R	ER	SO	BB	IBB	HBP	BLK	WP	HR	S	P	ERA	WHIP							
34 Noah Syndergaard, R ERA: 2.82	7.0	L	28	6	3	3	4	1	0	0	0	0	0	54	91	3.86	1.000							
67 Seth Lugo, R ERA: 2.82	1.0		7	1	2	0	0	0	1	0	0	0	0	13	25	0.00	1.000							

New York Mets @ Washington Nationals
 Nationals Park, Washington, DC
 Wed Aug 01 2018, 12:07 PM - 2:43 PM EDT
 Att: 34,319 - Partly Cloudy - 83 F

AB	32
R	5
H	7
RBI	5
BB	2
SO	4
LOB	15



Batter	1	2	3	4	5	6	7	8	9	AB	R	H	RBI	BB	SO	LOB	TOP				
9 José Peraza, R OBP: 0.328, SLG: 0.382										5	0	1	2	0	1	1	<p>Cincinnati Reds @ Washington Nationals Nationals Park, Washington, DC Thu Aug 02 2018, 7:06 PM - 10:19 PM EDT Att: 28,845 - Cloudy - 78 F</p>				
3 Scooter Gennett, L OBP: 0.365, SLG: 0.503										5	1	2	0	0	1	1					
19 Joey Votto, L OBP: 0.425, SLG: 0.427										2	0	0	0	2	1	2					
7 Eugenio Suárez, R OBP: 0.382, SLG: 0.579									4	1	1	2	0	2	3						
46 Mason Williams, L OBP: 0.300, SLG: 0.450										4	0	0	0	0	2	2					
26 Raisel Iglesias, R										0	0	0	0	0	0	0					
12 Preston Tucker, L OBP: 0.304, SLG: 0.440										4	0	1	0	0	1	1					
16 Tucker Barnhart, L OBP: 0.332, SLG: 0.364										3	0	0	0	1	0	0					
30 Tyler Mahle, R OBP: 0.161, SLG: 0.138										0	0	0	0	0	0	0					
36 Keury Mella, R										2	0	0	0	0	2	2					
27 Phillip Ervin, R OBP: 0.354, SLG: 0.394										1	0	0	0	0	1	0					
48 Jared Hughes, R										0	0	0	0	0	0	0					
4 Brandon Dixon, R OBP: 0.222, SLG: 0.279										1	1	1	0	0	0	0					
6 Billy Hamilton, S OBP: 0.304, SLG: 0.310										3	1	1	0	1	1	0					
Inning Stats	R: 0 E: 0 K: 2 S: 10	H: 1 LOB: 1 BB: 0 P: 13	R: 0 E: 0 K: 1 S: 8	H: 0 LOB: 0 BB: 0 P: 12	R: 0 E: 0 K: 1 S: 10	H: 0 LOB: 0 BB: 0 P: 15	R: 2 E: 0 K: 3 S: 24	H: 3 LOB: 2 BB: 1 P: 33	R: 0 E: 0 K: 1 S: 9	H: 0 LOB: 0 BB: 0 P: 19	R: 0 E: 0 K: 1 S: 11	H: 1 LOB: 1 BB: 0 P: 15	R: 0 E: 0 K: 1 S: 8	H: 0 LOB: 1 BB: 1 P: 13	R: 2 E: 0 K: 0 S: 11	H: 2 LOB: 1 BB: 1 P: 19	1B: 3 2B: 3 HR: 1	SF: 0 SAC: 0 DP: 0 HBP: 0	WP: 0 PB: 0 SB: 0 CS: 0	PA: 38	
PITCHER	IP WLS BF H R ER SO BB IBB HBP BLK WP HR S P ERA WHIP	IP WLS BF H R ER SO BB IBB HBP BLK WP HR S P ERA WHIP	IP WLS BF H R ER SO BB IBB HBP BLK WP HR S P ERA WHIP	IP WLS BF H R ER SO BB IBB HBP BLK WP HR S P ERA WHIP	IP WLS BF H R ER SO BB IBB HBP BLK WP HR S P ERA WHIP	IP WLS BF H R ER SO BB IBB HBP BLK WP HR S P ERA WHIP	IP WLS BF H R ER SO BB IBB HBP BLK WP HR S P ERA WHIP	IP WLS BF H R ER SO BB IBB HBP BLK WP HR S P ERA WHIP	IP WLS BF H R ER SO BB IBB HBP BLK WP HR S P ERA WHIP	IP WLS BF H R ER SO BB IBB HBP BLK WP HR S P ERA WHIP	IP WLS BF H R ER SO BB IBB HBP BLK WP HR S P ERA WHIP	IP WLS BF H R ER SO BB IBB HBP BLK WP HR S P ERA WHIP	IP WLS BF H R ER SO BB IBB HBP BLK WP HR S P ERA WHIP	IP WLS BF H R ER SO BB IBB HBP BLK WP HR S P ERA WHIP	IP WLS BF H R ER SO BB IBB HBP BLK WP HR S P ERA WHIP	IP WLS BF H R ER SO BB IBB HBP BLK WP HR S P ERA WHIP	IP WLS BF H R ER SO BB IBB HBP BLK WP HR S P ERA WHIP	IP WLS BF H R ER SO BB IBB HBP BLK WP HR S P ERA WHIP	IP WLS BF H R ER SO BB IBB HBP BLK WP HR S P ERA WHIP	IP WLS BF H R ER SO BB IBB HBP BLK WP HR S P ERA WHIP	IP WLS BF H R ER SO BB IBB HBP BLK WP HR S P ERA WHIP

Batter	1	2	3	4	5	6	7	8	9	AB	R	H	RBI	BB	SO	LOB	BOTTOM				
2 Adam Eaton, L OBP: 0.393, SLG: 0.398										4	1	1	1	0	1	2	<p>Cincinnati Reds @ Washington Nationals Nationals Park, Washington, DC Thu Aug 02 2018, 7:06 PM - 10:19 PM EDT Att: 28,845 - Cloudy - 78 F</p>				
7 Trea Turner, R OBP: 0.344, SLG: 0.421									4	2	2	4	1	0	1						
6 Anthony Rendon, R OBP: 0.348, SLG: 0.518									5	0	1	0	0	2	1						
34 Bryce Harper, L OBP: 0.377, SLG: 0.492									3	2	2	2	2	1	0						
22 Juan Soto, L OBP: 0.419, SLG: 0.554									2	1	0	1	3	0	2						
15 Matt Adams, L OBP: 0.349, SLG: 0.540									4	0	0	0	0	1	6						
20 Daniel Murphy, L OBP: 0.345, SLG: 0.430									3	2	1	0	1	0	0						
33 Matt Grace, L									0	0	0	0	0	0	0						
52 Jimmy Cordero, R									0	0	0	0	0	0	0						
32 Matt Wieters, S OBP: 0.303, SLG: 0.307									3	0	1	1	0	0	1						
31 Max Scherzer, R OBP: 0.333, SLG: 0.313									1	1	1	1	0	0	0						
60 Justin Miller, R									0	0	0	0	0	0	0						
1 Wilmer Difo, S OBP: 0.301, SLG: 0.347									1	1	1	0	0	0	0						
Inning Stats	R: 0 E: 0 K: 1 S: 9	H: 0 LOB: 0 BB: 0 P: 13	R: 6 E: 0 K: 0 S: 24	H: 4 LOB: 3 BB: 4 P: 43	R: 1 E: 0 K: 0 S: 11	H: 2 LOB: 1 BB: 0 P: 19	R: 0 E: 0 K: 1 S: 10	H: 0 LOB: 1 BB: 1 P: 22	R: 0 E: 0 K: 1 S: 12	H: 1 LOB: 1 BB: 0 P: 19	R: 0 E: 0 K: 1 S: 8	H: 0 LOB: 2 BB: 2 P: 18	R: 0 E: 0 K: 1 S: 8	H: 0 LOB: 0 BB: 0 P: 9	R: 3 E: 0 K: 1 S: 13	H: 3 LOB: 0 BB: 0 P: 19	1B: 8 2B: 0 3B: 0 HR: 2	SF: 1 SAC: 2 DP: 1 HBP: 1	WP: 1 PB: 0 SB: 2 CS: 0	PA: 41	
PITCHER	IP WLS BF H R ER SO BB IBB HBP BLK WP HR S P ERA WHIP	IP WLS BF H R ER SO BB IBB HBP BLK WP HR S P ERA WHIP	IP WLS BF H R ER SO BB IBB HBP BLK WP HR S P ERA WHIP	IP WLS BF H R ER SO BB IBB HBP BLK WP HR S P ERA WHIP	IP WLS BF H R ER SO BB IBB HBP BLK WP HR S P ERA WHIP	IP WLS BF H R ER SO BB IBB HBP BLK WP HR S P ERA WHIP	IP WLS BF H R ER SO BB IBB HBP BLK WP HR S P ERA WHIP	IP WLS BF H R ER SO BB IBB HBP BLK WP HR S P ERA WHIP	IP WLS BF H R ER SO BB IBB HBP BLK WP HR S P ERA WHIP	IP WLS BF H R ER SO BB IBB HBP BLK WP HR S P ERA WHIP	IP WLS BF H R ER SO BB IBB HBP BLK WP HR S P ERA WHIP	IP WLS BF H R ER SO BB IBB HBP BLK WP HR S P ERA WHIP	IP WLS BF H R ER SO BB IBB HBP BLK WP HR S P ERA WHIP	IP WLS BF H R ER SO BB IBB HBP BLK WP HR S P ERA WHIP	IP WLS BF H R ER SO BB IBB HBP BLK WP HR S P ERA WHIP	IP WLS BF H R ER SO BB IBB HBP BLK WP HR S P ERA WHIP	IP WLS BF H R ER SO BB IBB HBP BLK WP HR S P ERA WHIP	IP WLS BF H R ER SO BB IBB HBP BLK WP HR S P ERA WHIP	IP WLS BF H R ER SO BB IBB HBP BLK WP HR S P ERA WHIP	IP WLS BF H R ER SO BB IBB HBP BLK WP HR S P ERA WHIP	IP WLS BF H R ER SO BB IBB HBP BLK WP HR S P ERA WHIP



Batter	1	2	3	4	5	6	7	8	9	AB	R	H	RBI	BB	SO	LOB	TOP										
9 José Peraza, R OBP: 0.330, SLG: 0.393			P3			G6-3		G4-3		4	1	1	1	0	0	0	Cincinnati Reds @ Washington Nationals Nationals Park, Washington, DC Sat Aug 04 2018, 7:06 PM - 10:10 PM EDT Att: 36,149 - Partly Cloudy - 89 F										
19 Joey Votto, L OBP: 0.425, SLG: 0.427				F9						2	0	0	0	0	1	0											
7 Eugenio Suárez, R OBP: 0.385, SLG: 0.585	G4-6-3									4	1	2	1	0	0	2											
3 Scooter Gennett, L OBP: 0.361, SLG: 0.496										4	0	0	0	0	2	1											
46 Mason Williams, L OBP: 0.360, SLG: 0.560		G3								4	0	3	0	0	0	0											
16 Tucker Barnhart, L OBP: 0.331, SLG: 0.362		G1-3								2	0	0	0	0	1	1											
38 Curt Casali, R OBP: 0.403, SLG: 0.475										1	0	0	0	1	0	1											
12 Preston Tucker, L OBP: 0.295, SLG: 0.426										4	0	0	0	0	1	3											
32 Matt Harvey, R OBP: 0.105, SLG: 0.056										2	0	0	0	0	0	0											
40 Austin Brice, R OBP: 0.376, SLG: 0.446										0	0	0	0	0	0	0											
27 Phillip Ervin, R OBP: 0.376, SLG: 0.446										1	0	0	0	0	0	1											
57 Jesús Reyes, R OBP: 0.235, SLG: 0.333										0	0	0	0	0	0	0											
4 Brandon Dixon, R OBP: 0.235, SLG: 0.333										1	0	0	0	0	1	2											
6 Billy Hamilton, S OBP: 0.301, SLG: 0.306										3	0	0	0	0	0	0											
Inning Stats	R: 1 E: 0 K: 0 S: 11	H: 1 LOB: 0 BB: 0 P: 15	R: 0 E: 0 K: 0 S: 6	H: 0 LOB: 0 BB: 0 P: 8	R: 0 E: 0 K: 0 S: 8	H: 0 LOB: 0 BB: 0 P: 9	R: 1 E: 0 K: 1 S: 13	H: 2 LOB: 1 BB: 0 P: 20	R: 0 E: 0 K: 2 S: 9	H: 1 LOB: 1 BB: 0 P: 14	R: 0 E: 0 K: 1 S: 11	H: 1 LOB: 1 BB: 0 P: 17	R: 0 E: 0 K: 0 S: 11	H: 0 LOB: 1 BB: 0 P: 17	R: 0 E: 0 K: 1 S: 16	H: 1 LOB: 2 BB: 1 P: 29	1B: 2 2B: 2 3B: 0 HR: 2	SF: 0 SAC: 0 DP: 1 HBP: 2	WP: 0 PB: 0 SB: 0 CS: 0	PA: 35							
PITCHER	IP	WLS	BF	H	R	ER	SO	BB	IBB	HBP	BLK	WP	HR	S	P	ERA	WHIP										
58 Jeremy Hellickson, R ERA: 3.56	5.2	W	21	4	2	2	3	0	0	1	0	0	2	49	71	3.18	0.706										
33 Matt Grace, L ERA: 2.61	1.1		5	1	0	0	2	0	0	0	0	0	0	14	20	0.00	0.750										
44 Ryan Madson, R ERA: 4.54	1.0		4	0	0	0	0	0	0	1	0	0	0	11	17	0.00	0.000										
40 Kelvin Herrera, R ERA: 2.18	1.0		5	1	0	0	1	1	0	0	1	0	0	16	29	0.00	2.000										

Batter	1	2	3	4	5	6	7	8	9	AB	R	H	RBI	BB	SO	LOB	BOTTOM										
7 Trea Turner, R OBP: 0.338, SLG: 0.413	G4-3	G6-3		G4-3	G5-3			G6-3		5	0	0	0	0	0	2	Cincinnati Reds @ Washington Nationals Nationals Park, Washington, DC Sat Aug 04 2018, 7:06 PM - 10:10 PM EDT Att: 36,149 - Partly Cloudy - 89 F										
22 Juan Soto, L OBP: 0.423, SLG: 0.561										4	3	2	0	1	1	0											
6 Anthony Rendon, R OBP: 0.348, SLG: 0.519										5	0	3	2	0	0	0											
34 Bryce Harper, L OBP: 0.379, SLG: 0.492										3	0	0	0	0	0	4											
2 Adam Eaton, L OBP: 0.395, SLG: 0.396	G3-1		P5	G1-3						0	0	0	0	0	0	0											
15 Matt Adams, L OBP: 0.354, SLG: 0.557	G3-1									3	1	2	2	1	0	1											
3 Michael Taylor, R OBP: 0.308, SLG: 0.377										3	1	1	0	1	0	2											
64 Spencer Kieboom, R OBP: 0.288, SLG: 0.254			P5							2	1	0	0	1	1	4											
58 Jeremy Hellickson, R OBP: 0.074, SLG: 0.111		SH3-4	FC6-4							2	0	0	0	0	1	4											
14 Mark Reynolds, R OBP: 0.351, SLG: 0.541										0	0	0	0	0	0	0											
44 Ryan Madson, L ERA: 5.59										1	0	0	0	0	0	0											
40 Kelvin Herrera, R ERA: 2.18										0	0	0	0	0	0	0											
1 Wilmer Difo, S OBP: 0.302, SLG: 0.352				G4-3						4	0	2	2	0	0	0											
Inning Stats	R: 1 E: 0 K: 0 S: 8	H: 2 LOB: 1 BB: 0 P: 9	R: 1 E: 0 K: 1 S: 8	H: 2 LOB: 0 BB: 0 P: 9	R: 1 E: 0 K: 0 S: 17	H: 3 LOB: 3 BB: 1 P: 26	R: 1 E: 0 K: 0 S: 13	H: 1 LOB: 1 BB: 1 P: 24	R: 2 E: 0 K: 1 S: 10	H: 2 LOB: 1 BB: 1 P: 18	R: 0 E: 0 K: 1 S: 11	H: 0 LOB: 2 BB: 1 P: 17	R: 0 E: 0 K: 0 S: 5	H: 0 LOB: 0 BB: 0 P: 8	R: 0 E: 0 K: 0 S: 5	H: 0 LOB: 0 BB: 0 P: 12	1B: 4 2B: 5 3B: 0 HR: 1	SF: 0 SAC: 1 DP: 1 HBP: 2	WP: 1 PB: 0 SB: 0 CS: 0	PA: 39							
PITCHER	IP	WLS	BF	H	R	ER	SO	BB	IBB	HBP	BLK	WP	HR	S	P	ERA	WHIP										
32 Matt Harvey, R ERA: 5.37	4.0	L	23	9	5	5	1	1	1	0	0	1	0	47	71	11.25	2.500										
40 Austin Brice, R ERA: 5.59	2.0		10	1	1	1	2	1	1	1	0	1	0	20	32	4.50	1.000										
57 Jesús Reyes, R ERA: 5.59	2.0		6	0	0	0	0	0	0	1	0	0	0	10	20	0.00	0.000										



Batter	1	2	3	4	5	6	7	8	9	AB	R	H	RBI	BB	SO	LOB	TOP			
9 José Peraza, R OBP: 0.328, SLG: 0.389	G5-3		G6-3		L7			F9		4	0	0	0	0	0	0	Cincinnati Reds @ Washington Nationals Nationals Park, Washington, DC Sun Aug 05 2018, 1:36 PM - 4:16 PM EDT Att: 33,486 - Partly Cloudy - 90 F			
27 Phillip Ervin, R OBP: 0.371, SLG: 0.436	F9				K			K		4	1	1	0	0	2	0				
3 Scooter Gennett, L OBP: 0.360, SLG: 0.494	G4-3				1B			K		4	0	1	0	0	1	0				
7 Eugenio Suárez, R OBP: 0.386, SLG: 0.584	F9				1B			F9		4	0	2	0	0	0	0				
46 Mason Williams, L OBP: 0.379, SLG: 0.552					1B			G4-3		4	0	2	1	0	0	1				
16 Tucker Barnhart, L OBP: 0.331, SLG: 0.361					F6					3	0	1	0	0	0	4				
19 Joey Votto, L OBP: 0.424, SLG: 0.426					F8			K		1	0	0	0	0	1	0				
4 Brandon Dixon, R OBP: 0.222, SLG: 0.314					K					3	0	0	0	0	1	5				
58 Luis Castillo, R OBP: 0.163, SLG: 0.146					F9			F8		2	0	0	0	0	0	3				
53 Wandy Peralta, L OBP: 0.293, SLG: 0.423					G5-3			G1-3		3	0	0	0	0	0	0				
21 Michael Lorenzen, R OBP: 0.333, SLG: 0.529										2	0	0	0	0	0	0				
50 Amir Garrett, R										0	0	0	0	0	0	0				
6 Billy Hamilton, S OBP: 0.299, SLG: 0.303					F7					3	0	0	0	0	0	0				
Inning Stats	R: 0 E: 0 K: 0 S: 8	H: 0 LOB: 0 BB: 0 P: 10	R: 0 E: 0 K: 0 S: 7	H: 2 LOB: 1 BB: 0 P: 12	R: 0 E: 0 K: 0 S: 7	H: 0 LOB: 0 BB: 0 P: 8	R: 1 E: 0 K: 1 S: 16	H: 4 LOB: 3 BB: 0 P: 21	R: 0 E: 0 K: 0 S: 10	H: 1 LOB: 1 BB: 0 P: 15	R: 0 E: 0 K: 0 S: 9	H: 0 LOB: 0 BB: 0 P: 12	R: 0 E: 0 K: 1 S: 8	H: 0 LOB: 0 BB: 0 P: 12	R: 0 E: 0 K: 1 S: 9	H: 0 LOB: 0 BB: 0 P: 12	1B: 7 2B: 0 3B: 0 HR: 0	SF: 0 SAC: 0 DP: 1 HBP: 0	WP: 0 PB: 0 SB: 0 CS: 0	PA: 33
PITCHER	IP WLS BF H R ER SO BB IBB HBP BLK WP HR S P ERA WHIP																			
57 Tanner Roark, R ERA: 4.21	7.0 W 27 7 1 1 2 0 0 0 0 0 0 0 64 88 1.29 1.000																			
44 Ryan Madson, R ERA: 4.43	1.0 H 3 0 0 0 2 0 0 0 0 0 0 0 8 12 0.00 0.000																			
40 Kelvin Herrera, R ERA: 2.13	1.0 S 3 0 0 0 1 0 0 0 0 0 0 0 9 12 0.00 0.000																			

Batter	1	2	3	4	5	6	7	8	9	AB	R	H	RBI	BB	SO	LOB	BOTTOM	
2 Adam Eaton, L OBP: 0.397, SLG: 0.399	K				FC5-4					4	1	2	0	0	1	1	Cincinnati Reds @ Washington Nationals Nationals Park, Washington, DC Sun Aug 05 2018, 1:36 PM - 4:16 PM EDT Att: 33,486 - Partly Cloudy - 90 F	
44 Ryan Madson, L					G4-6-3					0	0	0	0	0	0	0		
40 Kelvin Herrera, R										0	0	0	0	0	0	0		
22 Juan Soto, L OBP: 0.424, SLG: 0.556					G4-6-3					2	0	0	0	2	0	2		
6 Anthony Rendon, R OBP: 0.347, SLG: 0.516	L8				FC4-6					4	0	1	0	0	1	3		
34 Bryce Harper, L OBP: 0.380, SLG: 0.495	P5									4	0	2	1	0	0	2		
20 Daniel Murphy, L OBP: 0.347, SLG: 0.434					G3					4	0	1	0	0	0	3		
15 Matt Adams, L OBP: 0.350, SLG: 0.550					G3-1					3	0	0	0	0	0	2		
7 Trea Turner, R OBP: 0.339, SLG: 0.413										0	0	0	0	1	0	0		
32 Matt Wieters, S OBP: 0.293, SLG: 0.320					L8					4	1	1	1	0	1	4		
57 Tanner Roark, R ERA: 4.91					G6-3					2	0	0	0	0	0	0		
3 Michael Taylor, R OBP: 0.307, SLG: 0.375										1	0	0	0	0	0	0		
1 Wilmer Difo, S OBP: 0.302, SLG: 0.351					K					3	0	1	0	0	1	0		
Inning Stats	R: 0 E: 0 K: 1 S: 10	H: 0 LOB: 1 BB: 1 P: 19	R: 1 E: 0 K: 0 S: 8	H: 1 LOB: 0 BB: 0 P: 12	R: 1 E: 0 K: 1 S: 19	H: 2 LOB: 1 BB: 1 P: 27	R: 0 E: 0 K: 0 S: 11	H: 0 LOB: 0 BB: 0 P: 13	R: 0 E: 0 K: 2 S: 12	H: 2 LOB: 2 BB: 0 P: 15	R: 0 E: 0 K: 0 S: 12	H: 1 LOB: 1 BB: 0 P: 22	R: 0 E: 0 K: 0 S: 7	H: 1 LOB: 2 BB: 1 P: 11	1B: 6 2B: 1 3B: 0 HR: 1	SF: 0 SAC: 0 DP: 1 HBP: 0	WP: 0 PB: 0 SB: 0 CS: 0	PA: 34
PITCHER	IP WLS BF H R ER SO BB IBB HBP BLK WP HR S P ERA WHIP																	
58 Luis Castillo, R	5.1 L 23 6 2 2 3 2 0 0 0 0 0 0 0 5 6 0.00 0.000																	
53 Wandy Peralta, L ERA: 5.97	0.2 2 0 0 0 1 0 0 0 0 0 0 0 5 6 0.00 0.000																	
21 Michael Lorenzen, R ERA: 2.61	1.0 5 2 0 0 0 0 0 0 0 0 0 0 13 23 0.00 2.000																	
50 Amir Garrett, L ERA: 3.61	1.0 4 0 0 0 0 0 0 1 0 0 0 0 6 10 0.00 0.000																	



Batter	1	2	3	4	5	6	7	8	9	AB	R	H	RBI	BB	SO	LOB	TOP							
13 Ronald Acuña Jr. R OBP: 0.321, SLG: 0.478	G5-3		L8		P3			K		4	0	0	0	0	1	0								
8 Charlie Culberson R OBP: 0.326, SLG: 0.478	L9		F7			HR		K		4	1	1	1	0	1	0								
5 Freddie Freeman L OBP: 0.397, SLG: 0.521	K			BB		K			1B	3	1	1	0	1	2	0								
22 Nick Markakis L OBP: 0.388, SLG: 0.492	F8			1B		L5			1B	4	1	2	0	0	0	0								
24 Kurt Suzuki R OBP: 0.317, SLG: 0.410	P6		K			F8			L5	4	0	0	0	0	1	4								
11 Ender Inciarte L OBP: 0.315, SLG: 0.357	1B		P4			G3-1			3B	4	0	2	2	0	0	2								
17 Johan Camargo S OBP: 0.341, SLG: 0.447	1B		G4-3			G6-3			IBB	3	0	1	0	1	0	2								
7 Dansby Swanson R OBP: 0.296, SLG: 0.385	G6-3					K			K	3	0	0	0	0	2	2								
58 Dan Winkler R OBP: 0.500, SLG: 1.000						K			K	0	0	0	0	0	0	0								
63 Jesse Biddle L OBP: 0.284, SLG: 0.391									K	1	0	0	0	0	1	2								
23 Adam Duvall R OBP: 0.315, SLG: 0.497						G4-3			F8	2	0	0	0	0	1	0								
15 Sean Newcomb L OBP: 0.083, SLG: 0.086									K	2	0	0	0	0	1	0								
1 Ozzie Albies S OBP: 0.310, SLG: 0.497									K	2	0	0	0	0	1	2								
Inning Stats	R: 0 H: 0 E: 0 K: 1 S: 9	WLS: 0 BF: 0 LOB: 0 BB: 0 P: 14	R: 0 H: 2 E: 0 K: 0 S: 11	LOB: 2 BB: 0 P: 12	R: 0 H: 0 E: 0 K: 1 S: 9	LOB: 0 BB: 0 P: 12	R: 0 H: 1 E: 0 K: 1 S: 20	LOB: 2 BB: 1 P: 33	R: 0 H: 0 E: 0 K: 1 S: 9	LOB: 0 BB: 0 P: 10	R: 1 H: 1 E: 0 K: 1 S: 13	LOB: 0 BB: 0 P: 17	R: 0 H: 0 E: 0 K: 1 S: 12	LOB: 0 BB: 0 P: 15	R: 0 H: 0 E: 0 K: 2 S: 10	LOB: 0 BB: 0 P: 12	R: 2 H: 3 E: 0 K: 2 S: 12	LOB: 2 BB: 1 P: 14	1B: 5 2B: 0 3B: 1 HR: 1	SF: 0 SAC: 0 DP: 0 HBP: 0	WP: 0 PB: 0 SB: 0 CS: 0	PA: 36		
PITCHER	IP: 7.0 WLS: 2 BF: 26 ERA: 2.28	H: 4 R: 1 ER: 1 SO: 6	BB: 1 IBB: 0 HBP: 0 BLK: 0	WP: 0 HR: 1 S: 83 P: 113	ERA: 1.29 WHIP: 0.714	IP: 1.0 WLS: 0 BF: 3 ERA: 4.32	H: 0 R: 0 ER: 0 SO: 2	BB: 0 IBB: 0 HBP: 0 BLK: 0	WP: 0 HR: 0 S: 10 P: 12	ERA: 0.00 WHIP: 0.000	IP: 0.1 WLS: L BF: 4 ERA: 2.53	H: 3 R: 2 ER: 2 SO: 0	BB: 0 IBB: 0 HBP: 0 BLK: 0	WP: 0 HR: 0 S: 5 P: 6	ERA: 54.00 WHIP: 9.000	IP: 0.2 WLS: S BF: 3 ERA: 3.41	H: 0 R: 0 ER: 0 SO: 2	BB: 0 IBB: 1 HBP: 0 BLK: 0	WP: 0 HR: 0 S: 7 P: 8	ERA: 0.00 WHIP: 0.000				

Atlanta Braves @ Washington Nationals
Nationals Park, Washington, DC
Tue Aug 07 2018, 7:06 PM - 10:00 PM EDT
Att: 28,970 - Cloudy - 81 F


AB 34
R 3
H 7
RBI 3
BB 2
SO 10
LOB 14



Batter	1	2	3	4	5	6	7	8	9	AB	R	H	RBI	BB	SO	LOB	BOTTOM							
7 Trea Turner R OBP: 0.341, SLG: 0.414	F8		FC6-4		BB			K		3	0	0	0	1	1	2								
22 Juan Soto L OBP: 0.429, SLG: 0.563	HR		K					K		4	1	1	1	0	3	3								
6 Anthony Rendon R OBP: 0.341, SLG: 0.507	K			F8		K		P3		4	0	0	0	0	2	0								
34 Bryce Harper L OBP: 0.377, SLG: 0.496	G3			K		F7		K		4	0	0	0	0	2	0								
11 Ryan Zimmerman R OBP: 0.321, SLG: 0.480			BB		1B			1B		3	0	3	0	1	0	0								
20 Daniel Murphy L OBP: 0.331, SLG: 0.413			G4-6-3		K			F7		4	0	0	0	0	1	4								
3 Michael Taylor R OBP: 0.306, SLG: 0.373			G6-3					F9		3	0	1	0	0	0	0								
32 Matt Wieters S OBP: 0.292, SLG: 0.317			F7		G6-3			1B		4	0	1	0	0	0	3								
31 Max Scherzer R OBP: 0.340, SLG: 0.320					P3					2	0	1	0	0	0	1								
15 Matt Adams L OBP: 0.351, SLG: 0.547					FC6-4			K		1	0	0	0	0	1	1								
44 Ryan Madison L OBP: 0.351, SLG: 0.547										0	0	0	0	0	0	0								
40 Kelvin Herrera R OBP: 0.351, SLG: 0.547										0	0	0	0	0	0	0								
60 Justin Miller R OBP: 0.351, SLG: 0.547										0	0	0	0	0	0	0								
Inning Stats	R: 1 H: 1 E: 0 K: 1 S: 15	WLS: 1 BF: 24 LOB: 0 BB: 0 P: 22	R: 0 H: 0 E: 0 K: 0 S: 6	LOB: 0 BB: 1 P: 12	R: 0 H: 1 E: 0 K: 1 S: 12	LOB: 1 BB: 0 P: 16	R: 0 H: 1 E: 0 K: 2 S: 12	LOB: 1 BB: 0 P: 18	R: 0 H: 1 E: 0 K: 1 S: 8	LOB: 2 BB: 1 P: 15	R: 0 H: 1 E: 0 K: 1 S: 12	LOB: 1 BB: 0 P: 19	R: 0 H: 1 E: 0 K: 2 S: 11	LOB: 1 BB: 0 P: 16	R: 0 H: 0 E: 0 K: 2 S: 11	LOB: 0 BB: 0 P: 16	R: 0 H: 1 E: 0 K: 0 S: 6	LOB: 1 BB: 0 P: 11	1B: 4 2B: 3 3B: 0 HR: 1	SF: 0 SAC: 0 DP: 2 HBP: 1	WP: 0 PB: 0 SB: 0 CS: 0	PA: 35		
PITCHER	IP: 6.0 WLS: 1 BF: 24 ERA: 3.15	H: 5 R: 1 ER: 1 SO: 6	BB: 2 IBB: 0 HBP: 0 BLK: 0	WP: 0 HR: 0 S: 65 P: 102	ERA: 1.50 WHIP: 1.167	IP: 0.1 WLS: W BF: 5 ERA: 2.22	H: 0 R: 0 ER: 0 SO: 4	BB: 0 IBB: 0 HBP: 0 BLK: 0	WP: 0 HR: 0 S: 18 P: 26	ERA: 0.00 WHIP: 0.000	IP: 1.0 WLS: S BF: 4 ERA: 2.91	H: 1 R: 0 ER: 0 SO: 0	BB: 0 IBB: 0 HBP: 0 BLK: 0	WP: 0 HR: 0 S: 6 P: 11	ERA: 0.00 WHIP: 1.000									

Atlanta Braves @ Washington Nationals
Nationals Park, Washington, DC
Tue Aug 07 2018, 7:06 PM - 10:00 PM EDT
Att: 28,970 - Cloudy - 81 F


AB 32
R 1
H 7
RBI 1
BB 2
SO 10
LOB 14




Batter	1	2	3	4	5	6	7	8	9	AB	R	H	RBI	BB	SO	LOB	TOP			
13 Ronald Acuña Jr., R OBP: 0.322, SLG: 0.498	G3		L6					HR		4	1	1	1	0	1	0	Atlanta Braves @ Washington Nationals Nationals Park, Washington, DC Thu Aug 09 2018, 1:06 PM - 3:36 PM EDT Att: 28,347 - Partly Cloudy - 84 F			
1 Ozzie Albies, S OBP: 0.305, SLG: 0.491	1B		F7					F7		4	0	1	0	0	0	0				
5 Freddie Freeman, L OBP: 0.398, SLG: 0.524	L8-3		2B					2B		4	0	3	0	0	0	1				
22 Nick Markakis, L OBP: 0.388, SLG: 0.499		HR	1B					F8		4	1	2	1	0	0	2				
24 Kurt Suzuki, R OBP: 0.316, SLG: 0.408										4	1	1	0	0	0	1				
8 Charlie Culberson, R OBP: 0.332, SLG: 0.493										4	0	2	0	0	0	0				
11 Ender Inciarte, L OBP: 0.311, SLG: 0.353										4	0	0	0	0	0	3				
7 Dansby Swanson, R OBP: 0.296, SLG: 0.383										2	0	0	1	1	0	0				
19 Anibal Sánchez, R OBP: 0.309, SLG: 0.313										1	0	0	0	0	1	2				
67 Wes Parsons, R OBP: 0.309, SLG: 0.313										1	0	0	0	0	1	0				
27 Ryan Flaherty, L OBP: 0.309, SLG: 0.313										1	0	0	0	0	0	0				
68 Adam McCreery, L OBP: 0.309, SLG: 0.313										0	0	0	0	0	0	0				
17 Johan Camargo, S OBP: 0.339, SLG: 0.443										1	0	0	0	0	1	1				
Inning Stats	R: 0 E: 0 K: 0 S: 6	H: 1 LOB: 0 BB: 0 P: 9	R: 1 E: 0 K: 1 S: 13	H: 2 LOB: 2 BB: 1 P: 23	R: 0 E: 0 K: 0 S: 8	H: 2 LOB: 2 BB: 0 P: 12	R: 0 E: 0 K: 0 S: 8	H: 0 LOB: 0 BB: 0 P: 15	R: 0 E: 0 K: 2 S: 10	H: 1 LOB: 1 BB: 0 P: 10	R: 0 E: 0 K: 0 S: 7	H: 0 LOB: 0 BB: 0 P: 9	R: 1 E: 0 K: 0 S: 7	H: 2 LOB: 1 BB: 0 P: 10	R: 1 E: 0 K: 1 S: 8	H: 2 LOB: 1 BB: 0 P: 16	1B: 6 2B: 3 3B: 0 HR: 2	SF: 1 SAC: 0 DP: 1 HBP: 0	WP: 0 PB: 0 SB: 0 CS: 0	PA: 36
PITCHER	IP WLS BF H R ER SO BB IBB HBP BLK WP HR S P ERA WHIP																			
47 Gio González, L ERA: 3.89	7.0 W 26 6 1 1 3 1 0 0 0 0 0 1 60 94 1.29 1.000																			
60 Justin Miller, R ERA: 3.57	1.0 H 5 2 1 1 0 0 0 0 0 0 0 1 7 10 9.00 2.000																			
44 Ryan Madson, R ERA: 4.43	1.0 5 2 1 1 1 0 0 0 0 0 0 0 8 16 9.00 2.000																			

Batter	1	2	3	4	5	6	7	8	9	AB	R	H	RBI	BB	SO	LOB	BOTTOM	
2 Adam Eaton, L OBP: 0.386, SLG: 0.391	K		1B							5	1	1	0	0	2	2	Atlanta Braves @ Washington Nationals Nationals Park, Washington, DC Thu Aug 09 2018, 1:06 PM - 3:36 PM EDT Att: 28,347 - Partly Cloudy - 84 F	
7 Trea Turner, R OBP: 0.343, SLG: 0.413	1B		BB							3	0	2	0	1	0	0		
22 Juan Soto, L OBP: 0.423, SLG: 0.551	FC6-4		BB							3	0	0	1	1	0	2		
6 Anthony Rendon, R OBP: 0.346, SLG: 0.510	F8		SF7							3	2	2	1	0	0	1		
20 Daniel Murphy, L OBP: 0.333, SLG: 0.417										4	0	2	1	0	0	2		
1 Wilmer Difo, S OBP: 0.304, SLG: 0.350										0	1	0	0	0	0	0		
11 Ryan Zimmerman, R OBP: 0.324, SLG: 0.474										4	0	1	1	0	1	1		
3 Michael Taylor, R OBP: 0.305, SLG: 0.381										4	1	1	1	0	1	3		
32 Matt Wieters, S OBP: 0.296, SLG: 0.323										3	0	0	0	1	0	2		
47 Gio González, R OBP: 0.077, SLG: 0.103										3	1	1	0	0	2	2		
60 Justin Miller, R ERA: 7.2										0	0	0	0	0	0	0		
14 Mark Reynolds, R OBP: 0.363, SLG: 0.541										1	0	1	1	0	0	0		
44 Ryan Madson, L ERA: 18.0										0	0	0	0	0	0	0		
Inning Stats	R: 0 E: 0 K: 1 S: 10	H: 1 LOB: 1 BB: 0 P: 19	R: 0 E: 0 K: 0 S: 6	H: 0 LOB: 0 BB: 0 P: 7	R: 2 E: 0 K: 0 S: 10	H: 2 LOB: 2 BB: 2 P: 22	R: 1 E: 0 K: 2 S: 10	H: 1 LOB: 0 BB: 0 P: 17	R: 0 E: 0 K: 0 S: 7	H: 2 LOB: 2 BB: 1 P: 15	R: 0 E: 0 K: 0 S: 9	H: 1 LOB: 0 BB: 0 P: 17	R: 2 E: 0 K: 2 S: 19	H: 4 LOB: 2 BB: 0 P: 30	1B: 9 2B: 1 3B: 0 HR: 1	SF: 1 SAC: 0 DP: 0 HBP: 0	WP: 0 PB: 0 SB: 0 CS: 1	PA: 37
PITCHER	IP WLS BF H R ER SO BB IBB HBP BLK WP HR S P ERA WHIP																	
19 Anibal Sánchez, R ERA: 2.83	2.0 L 23 6 4 4 3 2 1 0 0 0 0 0 1 45 82 7.20 1.600																	
67 Wes Parsons, R ERA: 7.2	5.0 L 23 6 4 4 3 2 1 0 0 0 0 0 1 45 82 7.20 1.600																	
68 Adam McCreery, L ERA: 18.0	1.0 7 4 2 2 2 0 0 0 0 0 0 0 19 30 18.00 4.000																	



Batter	1	2	3	4	5	6	7	8	9	AB	R	H	RBI	BB	SO	LOB	TOP																
7 Trea Turner, R (1, 6) OBP: 0.343, SLG: 0.415	G5-3		G5-3			F7			11 1B	4	1	1	0	0	0	0	Washington Nationals @ Chicago Cubs Wrigley Field, Chicago, IL Sun Aug 12 2018, 7:08 PM - 10:03 PM CDT Att: 36,490 - Partly Cloudy - 80 F																
22 Juan Soto, L (1, 7) OBP: 0.418, SLG: 0.535	P4		K			G6-3			11 1B	3	1	0	0	1	1	0																	
34 Bryce Harper, L (1, 9) OBP: 0.380, SLG: 0.497	K				G3-1				11 1B	3	0	0	0	1	2	0																	
11 Ryan Zimmerman, R (1, 3) OBP: 0.330, SLG: 0.503		20 1B 14 SF9			K				11 1B	3	1	1	2	1	2	0																	
20 Daniel Murphy, L (1, 4) OBP: 0.350, SLG: 0.454					G4-3				11 1B	4	0	1	0	0	0	2																	
6 Anthony Rendon, R (9, 5) OBP: 0.345, SLG: 0.506									F7	0	0	0	0	0	0	0																	
14 Mark Reynolds, R (1, 5) OBP: 0.347, SLG: 0.514										3	0	0	1	0	1	2																	
44 Ryan Madson, L (9, 1)	SF9				G5-3				K	0	0	0	0	0	0	0																	
3 Michael Taylor, R (1, 8) OBP: 0.302, SLG: 0.376										3	0	0	0	0	3	1																	
32 Matt Wieters, S (1, 2) OBP: 0.313, SLG: 0.331										3	0	0	0	0	2	1																	
31 Max Scherzer, R (1, 1) OBP: 0.327, SLG: 0.308										2	0	0	0	0	1	0																	
30 Koda Glover, R (8, 1)										0	0	0	0	0	0	0																	
15 Matt Adams, L (9, PH) OBP: 0.345, SLG: 0.531										1	0	0	0	0	0	0																	
1 Wilmer Difo, S (9, 4) OBP: 0.302, SLG: 0.348										0	0	0	0	0	0	0																	
																																	
Inning Stats	R: 0 E: 0 K: 1 S: 7	H: 0 LOB: 0 BB: 0 P: 11	R: 1 E: 0 K: 1 S: 11	H: 1 LOB: 1 BB: 1 P: 24	R: 0 E: 0 K: 2 S: 9	H: 0 LOB: 0 BB: 0 P: 12	R: 0 E: 0 K: 1 S: 7	H: 0 LOB: 0 BB: 0 P: 9	R: 0 E: 0 K: 2 S: 10	H: 0 LOB: 0 BB: 0 P: 15	R: 0 E: 0 K: 0 S: 5	H: 0 LOB: 0 BB: 0 P: 9	R: 0 E: 0 K: 2 S: 12	H: 0 LOB: 0 BB: 0 P: 18	R: 0 E: 0 K: 2 S: 7	H: 0 LOB: 0 BB: 0 P: 9	R: 2 E: 0 K: 1 S: 12	H: 2 LOB: 2 BB: 2 P: 23	1B: 2 2B: 0 3B: 1 HR: 0	SF: 1 SAC: 0 DP: 0 HBP: 0	WP: 0 PB: 0 SB: 0 CS: 0	PA: 33											
PITCHER	IP WLS BF H R ER SO BB IBB HBP BLK WP HR S P ERA WHIP																																
35 Cole Hamels, L (1, 1) ERA: 4.22	7.0	23	1	1	1	9	1	0	0	0	0	0	0	61	98	1.29	0.286																
6 Carl Edwards Jr., R (8, 1) ERA: 2.58	1.0	3	0	0	0	2	0	0	0	0	0	0	0	7	9	0.00	0.000																
20 Brandon Kintzler, R (9, 1) ERA: 3.66	0.1	5	2	2	2	0	1	1	0	0	0	0	0	5	12	54.00	9.000																
37 Justin Wilson, L (9, 1) ERA: 3.22	0.2	W	2	0	0	0	1	0	0	0	0	0	0	7	11	0.00	0.000																

Batter	1	2	3	4	5	6	7	8	9	AB	R	H	RBI	BB	SO	LOB	BOTTOM																
44 Anthony Rizzo, L (1, 3) OBP: 0.363, SLG: 0.441	G5-3		1B			G6-3			F9	4	0	1	0	0	0	1	Washington Nationals @ Chicago Cubs Wrigley Field, Chicago, IL Sun Aug 12 2018, 7:08 PM - 10:03 PM CDT Att: 36,490 - Partly Cloudy - 80 F																
9 Javier Báez, R (1, 5) OBP: 0.325, SLG: 0.572	K		K			K			G5-3	4	0	0	0	0	3	2																	
18 Ben Zobrist, S (1, 4) OBP: 0.393, SLG: 0.461	G6-3				F9				G3	4	0	0	0	0	1	0																	
22 Jason Heyward, L (1, 9) OBP: 0.344, SLG: 0.406					L9				P6	4	1	1	0	0	1	0																	
5 Albert Almora Jr., R (1, 8) OBP: 0.336, SLG: 0.404					G5-3				40 HBP 13 HR 5 HBP	1B	3	1	1	0	0	1		0															
12 Kyle Schwarber, L (1, 7) OBP: 0.363, SLG: 0.466									40 HBP 13 HR	HBP	3	0	1	0	1	0		2															
40 Wilson Contreras, R (1, 2) OBP: 0.362, SLG: 0.435					G6-3				P5	3	0	1	0	1	0	2																	
8 Ian Happ, S (9, PR) OBP: 0.363, SLG: 0.414					P3				13 HR	HBP	0	1	0	0	0	0		0															
35 Cole Hamels, L (1, 1) ERA: 4.22										2	0	0	0	0	0	1		0															
6 Carl Edwards Jr., R (8, PH) OBP: 0.325, SLG: 0.572										1	0	0	0	0	0	0		0															
2 Tommy La Stella, L (9, PH) OBP: 0.325, SLG: 0.572										0	0	0	0	0	0	0	0																
20 Brandon Kintzler, R (9, 1) ERA: 3.66										0	0	0	0	0	0	0	0																
37 Justin Wilson, L (9, 1) ERA: 3.22										1	1	1	4	0	0	0																	
13 David Bote, R (9, PH) OBP: 0.418, SLG: 0.535										1	1	1	4	0	0	0																	
27 Addison Russell, R (1, 6) OBP: 0.335, SLG: 0.367										3	0	0	0	0	2	1																	
																																	
Inning Stats	R: 0 E: 0 K: 1 S: 7	H: 0 LOB: 0 BB: 0 P: 13	R: 0 E: 0 K: 3 S: 10	H: 1 LOB: 1 BB: 0 P: 13	R: 0 E: 0 K: 3 S: 13	H: 1 LOB: 1 BB: 0 P: 16	R: 0 E: 0 K: 0 S: 10	H: 0 LOB: 0 BB: 0 P: 15	R: 0 E: 0 K: 2 S: 12	H: 0 LOB: 0 BB: 0 P: 17	R: 0 E: 0 K: 2 S: 13	H: 1 LOB: 2 BB: 1 P: 21	R: 0 E: 0 K: 0 S: 9	H: 1 LOB: 1 BB: 0 P: 12	R: 4 E: 0 K: 0 S: 12	H: 2 LOB: 1 BB: 0 P: 21	1B: 4 2B: 1 3B: 0 HR: 1	SF: 0 SAC: 0 DP: 0 HBP: 2	WP: 0 PB: 0 SB: 0 CS: 0	PA: 35													
PITCHER	IP WLS BF H R ER SO BB IBB HBP BLK WP HR S P ERA WHIP																																
31 Max Scherzer, R (1, 1) ERA: 2.19	7.0	25	3	0	0	10	0	0	0	0	0	0	0	71	106	0.00	0.429																
30 Koda Glover, R (8, 1) ERA: 2.19	1.0	H	4	1	0	0	0	0	0	0	0	9	12	0.00	1.000																		
44 Ryan Madson, R (9, 1) ERA: 5.19	0.2	L	6	2	4	4	0	0	0	2	0	0	1	12	21	54.00	3.000																

Batter	1	2	3	4	5	6	7	8	9	AB	R	H	RBI	BB	SO	LOB	TOP											
2 Adam Eaton, L OBP: 0.373, SLG: 0.373										4	1	1	0	0	2	3	Washington Nationals @ St. Louis Cardinals Busch Stadium, St. Louis, MO Tue Aug 14 2018, 7:17 PM - 10:29 PM CDT Att: 38,214 - Cloudy - 77 F											
7 Trea Turner, R OBP: 0.340, SLG: 0.409										5	0	0	0	0	1	2												
34 Bryce Harper, L OBP: 0.378, SLG: 0.507										4	1	1	2	0	2	0												
6 Anthony Rendon, R OBP: 0.348, SLG: 0.507										4	1	1	0	0	0	0												
22 Juan Soto, L OBP: 0.422, SLG: 0.548										3	1	1	0	1	2	0												
20 Daniel Murphy, L OBP: 0.351, SLG: 0.450										4	0	2	1	0	0	1												
15 Matt Adams, L 55 Tim Collins, L										4	0	0	0	0	2	4												
32 Matt Wieters, S										4	0	2	1	0	0	1												
47 Gio González, R 11 Ryan Zimmerman, R 26 Trevor Gott, R 56 Greg Holland, R 1 Wilmer Difo, S										1	0	0	0	0	0	1												
Inning Stats	R: 0 E: 0 K: 1 S: 9	H: 0 LOB: 0 BB: 0 P: 15	R: 0 E: 0 K: 1 S: 8	H: 0 LOB: 0 BB: 0 P: 12	R: 0 E: 0 K: 1 S: 12	H: 1 LOB: 1 BB: 0 P: 17	R: 0 E: 0 K: 1 S: 12	H: 0 LOB: 0 BB: 0 P: 17	R: 1 E: 0 K: 1 S: 18	H: 3 LOB: 2 BB: 0 P: 25	R: 0 E: 0 K: 2 S: 7	H: 0 LOB: 0 BB: 0 P: 10	R: 0 E: 0 K: 1 S: 6	H: 1 LOB: 1 BB: 0 P: 11	R: 3 E: 0 K: 1 S: 23	H: 4 LOB: 2 BB: 1 P: 38		R: 0 E: 0 K: 0 S: 10	H: 0 LOB: 1 BB: 0 P: 19	1B: 5 2B: 3 3B: 0 HR: 1	SF: 0 SAC: 0 DP: 0 HBP: 1	WP: 0 PB: 0 SB: 0 CS: 0	PA: 38					
PITCHER	IP	WLS	BF	H	R	ER	SO	BB	IBB	HBP	BLK	WP	HR	S	P	ERA	WHIP											
53 John Gant, R	(1.1)	5.1	W	20	4	1	1	6	0	0	0	0	0	0	62	89	1.69	0.750										
40 Chasen Shreve, L	(6.1)	1.2		6	1	0	2	0	0	0	0	0	0	10	18	0.00	0.600											
59 Mike Mayers, R	(8.1)	0.2		5	3	3	3	0	0	0	0	0	1	17	28	40.50	4.500											
43 Dakota Hudson, R	(8.1)	0.1	H	3	1	0	1	1	0	0	0	0	0	6	10	0.00	6.000											
49 Jordan Hicks, R	(9.1)	1.0	S	4	0	0	0	0	0	1	0	0	0	10	19	0.00	0.000											

AB	36
R	4
H	9
RBI	4
BB	1
SO	9
LOB	12



Batter	1	2	3	4	5	6	7	8	9	AB	R	H	RBI	BB	SO	LOB	BOTTOM										
13 Matt Carpenter, L OBP: 0.389, SLG: 0.592										4	0	0	0	1	1	2	Washington Nationals @ St. Louis Cardinals Busch Stadium, St. Louis, MO Tue Aug 14 2018, 7:17 PM - 10:29 PM CDT Att: 38,214 - Cloudy - 77 F										
4 Yadier Molina, R OBP: 0.333, SLG: 0.472										4	0	1	0	0	0	2											
38 José Martínez, R 41 Tyler O'Neill, R										4	0	1	0	0	1	2											
23 Marcell Ozuna, R OBP: 0.316, SLG: 0.395										4	0	1	0	0	0	2											
12 Paul DeJong, R OBP: 0.322, SLG: 0.448										3	1	1	0	1	0	1											
3 Jedd Gyorko, R 43 Dakota Hudson, R 49 Jordan Hicks, R										3	1	0	0	1	0	3											
48 Harrison Bader, R OBP: 0.342, SLG: 0.421										2	1	0	1	1	1	2											
16 Kolten Wong, L OBP: 0.323, SLG: 0.385										3	2	3	3	1	0	0											
53 John Gant, R 40 Chasen Shreve, L 59 Mike Mayers, R 21 Patrick Wisdom, R										2	1	1	2	0	1	1											
Inning Stats	R: 0 E: 0 K: 0 S: 9	H: 1 LOB: 1 BB: 0 P: 17	R: 3 E: 0 K: 0 S: 14	H: 2 LOB: 0 BB: 1 P: 25	R: 0 E: 0 K: 0 S: 8	H: 1 LOB: 1 BB: 0 P: 12	R: 2 E: 0 K: 2 S: 14	H: 1 LOB: 1 BB: 2 P: 24	R: 0 E: 0 K: 2 S: 15	H: 1 LOB: 2 BB: 1 P: 23	R: 1 E: 0 K: 1 S: 11	H: 1 LOB: 1 BB: 1 P: 22	R: 0 E: 0 K: 0 S: 7	H: 0 LOB: 0 BB: 0 P: 7	R: 0 E: 0 K: 0 S: 9	H: 1 LOB: 1 BB: 0 P: 12		1B: 4 2B: 2 3B: 0 HR: 2	SF: 1 SAC: 0 DP: 0 HBP: 0	WP: 0 PB: 0 SB: 0 CS: 0	PA: 37						
PITCHER	IP	WLS	BF	H	R	ER	SO	BB	IBB	HBP	BLK	WP	HR	S	P	ERA	WHIP										
47 Gio González, L	(1.1)	4.0	L	20	5	5	2	3	0	0	0	0	1	26	45	11.25	2.000										
26 Trevor Gott, R	(5.1)	2.0		10	2	1	1	3	2	0	0	0	0	7	7	0.00	0.000										
56 Greg Holland, R	(7.1)	1.0		3	0	0	0	0	0	0	0	0	0	7	7	0.00	0.000										
55 Tim Collins, L	(8.1)	1.0		4	1	0	0	0	0	0	0	0	0	9	12	0.00	1.000										

AB	31
R	6
H	8
RBI	6
BB	5
SO	5
LOB	16



Batter	1	2	3	4	5	6	7	8	9	AB	R	H	RBI	BB	SO	LOB	TOP					
2 Adam Eaton, L (1,9) OBP: 0.368, SLG: 0.364										4	1	0	0	1	1	3						
3 Michael Taylor, R (8,8) OBP: 0.301, SLG: 0.378										0	0	0	0	0	0	0						
7 Trea Turner, R (1,6) OBP: 0.335, SLG: 0.411										5	1	2	0	0	0	5						
34 Bryce Harper, L (1,8) OBP: 0.382, SLG: 0.513										5	0	3	3	0	1	0						
6 Anthony Rendon, R (1,5) OBP: 0.353, SLG: 0.505										5	0	2	1	0	0	3						
22 Juan Soto, L (1,7) OBP: 0.416, SLG: 0.534										4	0	0	0	1	1	5						
11 Ryan Zimmerman, R (1,3) OBP: 0.328, SLG: 0.491										4	0	0	0	1	1	4						
20 Daniel Murphy, L (1,4) OBP: 0.351, SLG: 0.458										5	1	1	0	0	1	2						
30 Koda Glover, R (9,1)										4	0	0	0	1	0	2						
32 Matt Wieters, S (1,2)										3	2	2	0	0	0	2						
57 Tanner Roark, R (1,1) OBP: 0.220, SLG: 0.265										1	0	0	0	0	0	0						
14 Mark Reynolds, R (7,PH) OBP: 0.345, SLG: 0.510										0	0	0	0	0	0	0						
60 Justin Miller, R (7,1)										4	0	0	0	1	0	2						
1 Wilmer Difo, S (9,4) OBP: 0.301, SLG: 0.344										0	0	0	0	0	0	0						
Inning Stats	R: 1 E: 0 K: 0 S: 9	H: 2 LOB: 1 BB: 0 P: 15	R: 0 E: 0 K: 1 S: 6	H: 0 LOB: 0 BB: 0 P: 11	R: 1 E: 0 K: 0 S: 12	H: 4 LOB: 3 BB: 0 P: 22	R: 2 E: 1 K: 0 S: 20	H: 2 LOB: 2 BB: 1 P: 31	R: 1 E: 2 K: 0 S: 18	H: 1 LOB: 3 BB: 1 P: 28	R: 0 E: 0 K: 1 S: 8	H: 0 LOB: 0 BB: 0 P: 19	R: 0 E: 0 K: 1 S: 6	H: 0 LOB: 0 BB: 0 P: 8	R: 0 E: 0 K: 1 S: 7	H: 0 LOB: 0 BB: 0 P: 11	R: 0 E: 0 K: 2 S: 16	H: 1 LOB: 2 BB: 1 P: 29	1B: 9 2B: 1 3B: 0 HR: 0	SF: 0 SAC: 0 DP: 0 HBP: 0	WP: 0 PB: 0 SB: 0 CS: 0	PA: 44
PITCHER	IP WLS BF H R ER SO BB IBB HBP BLK WP HR S P ERA WHIP	3.2 L 20 7 4 2 1 1 0 0 0 0 0 42 71 4.91 2.182	3.1 6 2 1 0 1 2 0 0 0 0 0 0 37 63 0.00 1.200	1.0 3 0 0 0 1 0 0 0 0 0 0 7 11 0.00 0.000	1.0 5 1 0 0 2 1 0 0 0 0 0 16 29 0.00 2.000																	

Washington Nationals @ St. Louis Cardinals
 Busch Stadium, St. Louis, MO
 Thu Aug 16 2018, 6:16 PM - 9:43 PM CDT
 Att: 38,074 - Partly Cloudy - 90 F

AB	40
R	5
H	10
RBI	4
BB	4
SO	5
LOB	26



Batter	1	2	3	4	5	6	7	8	9	AB	R	H	RBI	BB	SO	LOB	BOTTOM					
13 Matt Carpenter, L (1,3) OBP: 0.390, SLG: 0.585										3	0	0	0	2	0	2						
4 Yadier Molina, R (1,2) OBP: 0.331, SLG: 0.464										5	0	0	0	0	0	4						
41 Tyler O'Neill, R (1,9) OBP: 0.344, SLG: 0.500										3	1	1	0	1	1	1						
23 Marcell Ozuna, R (1,7) OBP: 0.313, SLG: 0.397										4	0	0	0	0	0	2						
12 Paul DeJong, R (1,6) OBP: 0.320, SLG: 0.441										4	1	1	1	0	1	1						
16 Kolten Wong, L (1,4) OBP: 0.321, SLG: 0.385										4	1	1	1	0	0	1						
48 Harrison Bader, R (1,8) OBP: 0.354, SLG: 0.446										3	1	2	1	1	1	0						
35 Greg Garcia, L (1,5) OBP: 0.311, SLG: 0.333										4	0	0	0	0	1	2						
7 Luke Weaver, R (1,1) OBP: 0.180, SLG: 0.167										1	0	0	0	0	0	0						
33 Tyson Ross, R (4,1) OBP: 0.171, SLG: 0.154										1	0	0	0	0	0	0						
21 Patrick Wisdom, R (9,PH) OBP: 0.271, SLG: 0.300										0	0	0	0	0	0	0						
27 Brett Cecil, L (8,1) ERA: 5.47										0	0	0	0	0	0	0						
59 Mike Mayers, R (9,PH) OBP: 0.265, SLG: 0.285										0	0	0	0	0	0	0						
38 José Martínez, R (9,PH) OBP: 0.265, SLG: 0.285										0	0	0	0	0	0	0						
53 John Canty, R (9,PH) OBP: 0.265, SLG: 0.285										0	0	0	0	0	0	0						
Inning Stats	R: 0 E: 0 K: 0 S: 6	H: 0 LOB: 0 BB: 0 P: 6	R: 0 E: 0 K: 0 S: 9	H: 0 LOB: 0 BB: 0 P: 13	R: 1 E: 0 K: 1 S: 8	H: 1 LOB: 1 BB: 1 P: 15	R: 0 E: 0 K: 0 S: 9	H: 0 LOB: 1 BB: 1 P: 18	R: 0 E: 0 K: 0 S: 8	H: 0 LOB: 0 BB: 1 P: 16	R: 3 E: 1 K: 0 S: 19	H: 4 LOB: 1 BB: 0 P: 29	R: 0 E: 0 K: 1 S: 10	H: 0 LOB: 1 BB: 1 P: 16	R: 0 E: 0 K: 1 S: 9	H: 0 LOB: 0 BB: 0 P: 14	R: 0 E: 0 K: 1 S: 12	H: 1 LOB: 2 BB: 1 P: 21	1B: 3 2B: 2 3B: 0 HR: 1	SF: 0 SAC: 0 DP: 0 HBP: 0	WP: 0 PB: 0 SB: 0 CS: 0	PA: 38
PITCHER	IP WLS BF H R ER SO BB IBB HBP BLK WP HR S P ERA WHIP	6.0 W 26 5 4 3 1 3 0 0 0 0 0 1 59 97 4.50 1.333	2.0 H 7 0 0 0 2 1 0 0 0 0 0 0 19 30 0.00 0.500	1.0 S 5 1 0 0 1 1 0 0 0 0 0 0 12 21 0.00 2.000																		

Washington Nationals @ St. Louis Cardinals
 Busch Stadium, St. Louis, MO
 Thu Aug 16 2018, 6:16 PM - 9:43 PM CDT
 Att: 38,074 - Partly Cloudy - 90 F

AB	33
R	4
H	6
RBI	3
BB	5
SO	4
LOB	14



Batter	1	2	3	4	5	6	7	8	9	AB	R	H	RBI	BB	SO	LOB	TOP										
16 César Hernández, S (1.4) OBP: 0.364, SLG: 0.366										3	0	1	0	1	0	2	Philadelphia Phillies @ Washington Nationals Nationals Park, Washington, DC Thu Aug 23 2018, 1:06 PM - 3:46 PM EDT Att: 29,475 - Sunny - 76 F										
17 Rhys Hoskins, R (1.7) OBP: 0.391, SLG: 0.494										4	0	0	0	0	2	2											
5 Nick Williams, L (1.9) OBP: 0.335, SLG: 0.452										3	0	0	0	1	0	1											
13 Asdrúbal Cabrera, S (1.6) OBP: 0.313, SLG: 0.460										4	0	0	0	0	2	1											
41 Carlos Santana, S (1.3) OBP: 0.391, SLG: 0.401										4	0	0	0	0	3	0											
7 Maikel Franco, R (1.5) OBP: 0.323, SLG: 0.487										2	1	0	0	2	2	0											
4 Scott Kingery, R (9.6) OBP: 0.267, SLG: 0.332										0	0	0	0	0	0	0											
37 Odúbel Herrera, L (1.8) OBP: 0.319, SLG: 0.443										3	1	1	2	0	0	1											
38 Jorge Alfaro, R (1.2) OBP: 0.309, SLG: 0.386										3	0	1	0	0	2	0											
27 Aaron Nola, R (1.1) OBP: 0.082, SLG: 0.083										2	0	0	0	0	2	0											
93 Pat Neshek, S (9.1) ERA: 6.12										0	0	0	0	0	0	0											
Inning Stats	R: 0 H: 0 E: 0 K: 1 S: 7	H: 0 LOB: 1 BB: 1 P: 17	R: 0 H: 0 E: 0 K: 2 S: 11	H: 0 LOB: 0 BB: 0 P: 18	R: 0 H: 0 E: 0 K: 2 S: 10	H: 0 LOB: 1 BB: 1 P: 17	R: 0 H: 0 E: 0 K: 1 S: 6	H: 0 LOB: 0 BB: 0 P: 10	R: 0 H: 1 E: 0 K: 0 S: 9	H: 1 LOB: 2 BB: 1 P: 17	R: 0 H: 0 E: 0 K: 2 S: 8	H: 0 LOB: 0 BB: 0 P: 11	R: 2 H: 1 E: 0 K: 2 S: 14	H: 1 LOB: 0 BB: 1 P: 19	R: 0 H: 1 E: 0 K: 0 S: 4	H: 1 LOB: 0 BB: 0 P: 6	R: 0 H: 0 E: 0 K: 3 S: 10	H: 0 LOB: 0 BB: 0 P: 13	1B: 2 2B: 0 3B: 0 HR: 1	SF: 0 SAC: 1 DP: 0 HBP: 0	WP: 0 PB: 0 SB: 0 CS: 1	PA: 34					
PITCHER	IP	WLS	BF	H	R	ER	SO	BB	IBB	HBP	BLK	WP	HR	S	P	ERA	WHIP										
31 Max Scherzer, R (1.1) ERA: 2.13	7.0	L	27	2	2	2	10	4	0	0	0	0	1	65	109	2.57	0.857										
51 Wander Suero, R (8.1) ERA: 3.31	1.0		3	1	0	0	0	0	0	0	0	0	0	4	6	0.00	1.000										
56 Greg Holland, R (9.1) ERA: 6.12	1.0		3	0	0	0	3	0	0	0	0	0	0	10	13	0.00	0.000										

Batter	1	2	3	4	5	6	7	8	9	AB	R	H	RBI	BB	SO	LOB	BOTTOM										
2 Adam Eaton, L (1.9) OBP: 0.372, SLG: 0.390										4	0	1	0	0	2	1	Philadelphia Phillies @ Washington Nationals Nationals Park, Washington, DC Thu Aug 23 2018, 1:06 PM - 3:46 PM EDT Att: 29,475 - Sunny - 76 F										
7 Trea Turner, R (1.6) OBP: 0.336, SLG: 0.409										3	0	1	0	1	1	1											
34 Bryce Harper, L (1.8) OBP: 0.380, SLG: 0.510										4	0	0	0	0	2	3											
6 Anthony Rendon, R (1.5) OBP: 0.353, SLG: 0.497										4	0	1	0	0	1	1											
22 Juan Soto, L (1.7) OBP: 0.408, SLG: 0.512										4	0	0	0	0	1	1											
14 Mark Reynolds, R (1.3) OBP: 0.335, SLG: 0.497										4	0	1	0	0	1	1											
1 Wilmer Difo, S (1.4) OBP: 0.301, SLG: 0.360										3	0	0	0	0	1	1											
64 Spencer Kieboom, R (1.2) OBP: 0.294, SLG: 0.262										2	0	1	0	0	0	0											
45 Andrew Stevenson, L (6. PH) OBP: 0.316, SLG: 0.387										1	0	0	0	0	0	0											
56 Greg Holland, R (9.1) ERA: 6.12										0	0	0	0	0	0	0											
31 Max Scherzer, R (1.1) OBP: 0.328, SLG: 0.327										1	0	0	0	0	0	0											
51 Wander Suero, R (8.1) ERA: 3.31										0	0	0	0	0	0	0											
32 Matt Wieters, S (6. PH) OBP: 0.323, SLG: 0.363										1	0	0	0	0	0	0											
Inning Stats	R: 0 H: 1 E: 0 K: 2 S: 9	H: 0 LOB: 0 BB: 0 P: 10	R: 0 H: 0 E: 0 K: 2 S: 8	H: 0 LOB: 0 BB: 0 P: 13	R: 0 H: 1 E: 0 K: 1 S: 8	H: 1 LOB: 1 BB: 0 P: 9	R: 0 H: 1 E: 0 K: 0 S: 5	H: 1 LOB: 0 BB: 0 P: 8	R: 0 H: 0 E: 0 K: 1 S: 9	H: 0 LOB: 0 BB: 0 P: 13	R: 0 H: 0 E: 0 K: 1 S: 8	H: 0 LOB: 0 BB: 0 P: 14	R: 0 H: 1 E: 0 K: 0 S: 10	H: 1 LOB: 2 BB: 0 P: 14	R: 0 H: 1 E: 0 K: 2 S: 13	H: 1 LOB: 2 BB: 1 P: 21	R: 0 H: 0 E: 0 K: 1 S: 9	H: 0 LOB: 0 BB: 0 P: 13	1B: 2 2B: 3 3B: 0 HR: 0	SF: 0 SAC: 1 DP: 0 HBP: 0	WP: 0 PB: 0 SB: 0 CS: 0	PA: 33					
PITCHER	IP	WLS	BF	H	R	ER	SO	BB	IBB	HBP	BLK	WP	HR	S	P	ERA	WHIP										
27 Aaron Nola, R (1.1) ERA: 2.13	8.0	W	30	5	0	0	9	1	0	0	0	0	0	70	102	0.00	0.750										
93 Pat Neshek, R (9.1) ERA: 1.06	1.0	S	3	0	0	0	1	0	0	0	0	0	0	9	13	0.00	0.000										



Batter	1	2	3	4	5	6	7	8	9	AB	R	H	RBI	BB	SO	LOB	TOP			
2 Adam Eaton, L (1,9)										2	0	2	0	1	0	0	Washington Nationals @ New York Mets Citi Field, Flushing, NY Sat Aug 25 2018, 4:06 PM - 6:57 PM EDT Att: 29,868 - Partly Cloudy - 79 F			
7 Trea Turner, R (1,6)										2	0	1	0	1	0	2				
34 Bryce Harper, L (1,8)										3	0	0	0	1	0	3				
6 Anthony Rendon, R (1,5)										4	0	1	0	0	0	3				
22 Juan Soto, L (1,7)										4	0	2	0	0	1	5				
11 Ryan Zimmerman, R (1,3)										4	0	0	0	0	1	1				
32 Matt Wieters, S (1,2)										4	0	1	0	0	2	0				
1 Wilmer Difo, S (1,4)										3	0	0	0	0	0	0				
57 Tanner Roark, R (1,1)										2	0	0	0	0	1	0				
45 Andrew Stevenson, L (7,PH)										1	0	0	0	0	0	1				
51 Wander Suero, R (7,1)										0	0	0	0	0	0	0				
56 Greg Holland, R (8,1)										0	0	0	0	0	0	0				
33 Matt Grace, L (8,1)										0	0	0	0	0	0	0				
Inning Stats	R: 0 H: 2 E: 0 K: 1 S: 10	H: 2 LOB: 2 BB: 0 P: 17	R: 0 H: 0 E: 0 K: 1 S: 6	H: 0 LOB: 0 BB: 0 P: 8	R: 0 H: 1 E: 0 K: 0 S: 10	H: 1 LOB: 3 BB: 2 P: 23	R: 0 H: 0 E: 0 K: 0 S: 8	H: 0 LOB: 0 BB: 0 P: 11	R: 0 H: 1 E: 0 K: 1 S: 9	H: 1 LOB: 1 BB: 1 P: 13	R: 0 H: 1 E: 0 K: 0 S: 11	H: 1 LOB: 2 BB: 0 P: 18	R: 0 H: 1 E: 0 K: 0 S: 11	H: 1 LOB: 1 BB: 0 P: 17	R: 0 H: 0 E: 0 K: 1 S: 10	H: 0 LOB: 0 BB: 0 P: 16	1B: 7 2B: 0 3B: 0 HR: 0	SF: 0 SAC: 2 DP: 1 HBP: 1	WP: 0 PB: 0 SB: 1 CS: 1	PA: 36
PITCHER	IP WLS BF H R ER SO BB IBB HBP BLK WP HR S P ERA WHIP																			
45 Zack Wheeler, R (1,1)	7.0 W 29 6 0 0 4 3 0 1 0 0 0 64 109 0.00 1.286																			
73 Daniel Zamora, L (8,1)	0.1 H 1 0 0 0 0 0 0 0 0 0 6 9 0.00 0.000																			
62 Drew Smith, R (8,1)	1.0 H 3 1 0 0 0 0 0 0 0 0 10 15 0.00 1.000																			
39 Jerry Blevins, L (9,1)	0.2 2 0 0 0 1 0 0 0 0 0 5 9 0.00 0.000																			

Batter	1	2	3	4	5	6	7	8	9	AB	R	H	RBI	BB	SO	LOB	BOTTOM			
1 Amed Rosario, R (1,6)										4	2	2	1	0	0	1	Washington Nationals @ New York Mets Citi Field, Flushing, NY Sat Aug 25 2018, 4:06 PM - 6:57 PM EDT Att: 29,868 - Partly Cloudy - 79 F			
68 Jeff McNeil, L (1,4)										4	0	2	0	0	1					
30 Michael Conforto, L (1,8)										4	0	1	1	0	1					
4 Wilmer Flores, R (1,3)										4	0	0	0	0	1	3				
21 Todd Frazier, R (1,5)										3	1	1	1	0	1	0				
19 Jay Bruce, L (1,9)										3	0	1	0	0	2	0				
73 Daniel Zamora, L (8,1)										0	0	0	0	0	0	0				
62 Drew Smith, R (8,1)										0	0	0	0	0	0	0				
39 Jerry Blevins, L (9,1)										0	0	0	0	0	0	0				
11 José Bautista, R (1,7)										3	0	0	0	0	1	0				
26 Kevin Plawecki, R (1,2)										3	0	1	0	0	2	1				
45 Zack Wheeler, L (1,1)										2	0	0	0	0	2	0				
16 Austin Jackson, R (8,8)										1	0	0	0	0	1	0				
Inning Stats	R: 0 H: 1 E: 0 K: 1 S: 12	H: 1 LOB: 1 BB: 0 P: 21	R: 0 H: 1 E: 0 K: 2 S: 10	H: 1 LOB: 0 BB: 0 P: 13	R: 0 H: 1 E: 0 K: 1 S: 8	H: 1 LOB: 0 BB: 0 P: 13	R: 0 H: 0 E: 0 K: 0 S: 9	H: 0 LOB: 0 BB: 0 P: 16	R: 1 H: 1 E: 0 K: 1 S: 11	H: 1 LOB: 0 BB: 0 P: 16	R: 1 H: 1 E: 0 K: 2 S: 12	H: 1 LOB: 0 BB: 0 P: 20	R: 1 H: 3 E: 0 K: 0 S: 9	H: 3 LOB: 2 BB: 0 P: 12	R: 1 H: 0 E: 0 K: 0 S: 10	H: 0 LOB: 0 BB: 0 P: 16	1B: 5 2B: 1 3B: 0 HR: 2	SF: 0 SAC: 0 DP: 0 HBP: 0	WP: 0 PB: 0 SB: 1 CS: 1	PA: 32
PITCHER	IP WLS BF H R ER SO BB IBB HBP BLK WP HR S P ERA WHIP																			
57 Tanner Roark, R (1,1)	6.0 L 21 4 1 1 7 0 0 0 0 0 1 57 90 1.50 0.667																			
51 Wander Suero, R (7,1)	1.0 4 1 1 1 2 0 0 0 0 0 1 12 20 9.00 1.000																			
56 Greg Holland, R (8,1)	0.2 3 1 1 1 0 0 0 0 0 0 6 9 13.50 1.500																			
33 Matt Grace, L (8,1)	0.1 3 2 0 0 0 0 0 0 0 0 3 3 0.00 6.000																			

Washington Nationals @ New York Mets
Citi Field, Flushing, NY
Sat Aug 25 2018, 4:06 PM - 6:57 PM EDT
Att: 29,868 - Partly Cloudy - 79 F

AB	29
R	0
H	7
RBI	0
BB	3
SO	5
LOB	15



Washington Nationals @ New York Mets
Citi Field, Flushing, NY
Sat Aug 25 2018, 4:06 PM - 6:57 PM EDT
Att: 29,868 - Partly Cloudy - 79 F

AB	31
R	3
H	8
RBI	3
BB	0
SO	9
LOB	9



Batter	1	2	3	4	5	6	7	8	9	AB	R	H	RBI	BB	SO	LOB	TOP										
2 Adam Eaton, L (1,9) OBP: 0.387, SLG: 0.414										6	2	4	2	0	0	0											
7 Trea Turner, R (1,6) OBP: 0.338, SLG: 0.409										4	2	2	0	1	1	1											
60 Justin Miller, R (8,1)										1	0	0	0	0	0	1											
40 Kelvin Herrera, R (9,1)										0	0	0	0	0	0	0											
30 Koda Glover, R (9,1)										0	0	0	0	0	0	0											
6 Anthony Rendon, R (1,5) OBP: 0.354, SLG: 0.496										5	2	3	0	0	0	2											
11 Ryan Zimmerman, R (1,3) OBP: 0.326, SLG: 0.510										4	0	1	0	1	2	6											
22 Juan Soto, L (1,7) OBP: 0.408, SLG: 0.507										4	2	1	2	1	1	4											
3 Michael Taylor, R (1,8) OBP: 0.293, SLG: 0.366										3	0	0	0	0	3	2											
34 Bryce Harper, L (8,8) OBP: 0.378, SLG: 0.507										2	2	2	3	0	0	0											
1 Wilmer Difo, S (1,4) (8,6) OBP: 0.298, SLG: 0.363										5	2	2	3	0	0	1											
64 Spencer Kieboom, R (1,2) OBP: 0.280, SLG: 0.250										4	1	0	1	1	1	0											
68 Jefry Rodriguez, R (1,1) OBP: 0.167, SLG: 0.250										2	0	0	0	0	2	0											
45 Andrew Stevenson, L (7,PH) OBP: 0.290, SLG: 0.346										1	0	0	0	0	0	0											
56 Greg Holland, R (7,1)										0	0	0	0	0	0	0											
14 Mark Reynolds, R (8,PH) (8,4) OBP: 0.343, SLG: 0.519										1	2	1	4	0	0	0											
Inning Stats	R: 0 E: 0 K: 1 S: 13	H: 1 LOB: 2 BB: 1 P: 19	R: 0 E: 0 K: 1 S: 6	H: 0 LOB: 0 BB: 0 P: 9	R: 0 E: 0 K: 1 S: 10	H: 1 LOB: 1 BB: 0 P: 17	R: 0 E: 0 K: 1 S: 7	H: 1 LOB: 1 BB: 0 P: 14	R: 0 E: 0 K: 1 S: 6	H: 0 LOB: 0 BB: 0 P: 6	R: 1 E: 0 K: 2 S: 14	H: 2 LOB: 1 BB: 0 P: 20	R: 0 E: 0 K: 0 S: 9	H: 0 LOB: 0 BB: 0 P: 12	R: 8 E: 0 K: 3 S: 25	H: 5 LOB: 2 BB: 2 P: 48	R: 6 E: 0 K: 0 S: 19	H: 6 LOB: 1 BB: 1 P: 30	1B: 10 2B: 3 3B: 0 HR: 3	SF: 0 SAC: 0 DP: 1 HBP: 1	WP: 0 PB: 0 SB: 1 CS: 0	PA: 47					
PITCHER	IP	WLS	BF	H	R	ER	SO	BB	IBB	HBP	BLK	WP	HR	S	P	ERA	WHIP										
32 Steven Matz, L (1,1) ERA: 4.36	7.0	L	27	5	1	1	7	1	0	0	0	0	0	65	97	1.29	0.857										
51 Paul Sewald, R (8,1) ERA: 5.54	0.1		6	3	5	5	1	2	0	0	0	0	0	13	24	135.00	15.000										
49 Tyler Bashlor, R (8,1) ERA: 4.94	0.2		5	2	3	3	2	0	0	1	0	0	2	12	24	40.50	3.000										
55 Corey Oswalt, R (9,1) ERA: 5.84	1.0		9	6	6	6	0	1	0	0	0	0	1	19	30	54.00	7.000										

Washington Nationals @ New York Mets
Citi Field, Flushing, NY
Sun Aug 26 2018, 1:12 PM - 4:37 PM EDT
Att: 23,192 - Sunny - 82 F

AB 42
R 15
H 16
RBI 15
BB 4
SO 10
LOB 17



Batter	1	2	3	4	5	6	7	8	9	AB	R	H	RBI	BB	SO	LOB	BOTTOM										
1 Amed Rosario, R (1,6) OBP: 0.284, SLG: 0.366										4	0	0	0	0	1	2											
68 Jeff McNeil, L (1,4) OBP: 0.402, SLG: 0.481										2	0	1	0	1	0	1											
7 José Reyes, S (7,4) OBP: 0.272, SLG: 0.335										1	0	0	0	0	0	0											
30 Michael Conforto, L (1,7) OBP: 0.344, SLG: 0.492										3	0	0	0	1	2	1											
21 Todd Frazier, R (1,5) OBP: 0.310, SLG: 0.418										3	0	0	0	1	2	3											
19 Jay Bruce, L (1,3) OBP: 0.291, SLG: 0.336										4	0	1	0	0	0	1											
16 Austin Jackson, R (1,8) OBP: 0.327, SLG: 0.360										4	0	1	0	0	1	2											
11 José Bautista, R (1,9) OBP: 0.340, SLG: 0.368										4	0	0	0	0	1	2											
3 Tomás Nido, R (1,2) OBP: 0.192, SLG: 0.167										4	0	0	0	0	0	2											
32 Steven Matz, R (1,1) OBP: 0.128, SLG: 0.108										1	0	0	0	1	0	0											
4 Wilmer Flores, R (7,PH) OBP: 0.329, SLG: 0.439										0	0	0	0	1	0	0											
51 Paul Sewald, R (8,1) ERA: 3.8										0	0	0	0	0	0	0											
49 Tyler Bashlor, R (8,1) ERA: 2.44										0	0	0	0	0	0	0											
55 Corey Oswalt, R (9,1) ERA: 6.75										0	0	0	0	0	0	0											
Inning Stats	R: 0 E: 0 K: 2 S: 10	H: 0 LOB: 1 BB: 1 P: 18	R: 0 E: 0 K: 0 S: 9	H: 1 LOB: 1 BB: 0 P: 18	R: 0 E: 0 K: 0 S: 11	H: 1 LOB: 2 BB: 1 P: 19	R: 0 E: 0 K: 1 S: 8	H: 0 LOB: 0 BB: 0 P: 13	R: 0 E: 0 K: 0 S: 8	H: 0 LOB: 1 BB: 1 P: 15	R: 0 E: 0 K: 0 S: 7	H: 0 LOB: 1 BB: 1 P: 14	R: 0 E: 0 K: 2 S: 11	H: 0 LOB: 1 BB: 1 P: 18	R: 0 E: 0 K: 2 S: 13	H: 0 LOB: 0 BB: 0 P: 19	R: 0 E: 0 K: 0 S: 9	H: 1 LOB: 1 BB: 0 P: 11	1B: 3 2B: 0 3B: 0 HR: 0	SF: 0 SAC: 0 DP: 0 HBP: 0	WP: 1 PB: 0 SB: 0 CS: 0	PA: 35					
PITCHER	IP	WLS	BF	H	R	ER	SO	BB	IBB	HBP	BLK	WP	HR	S	P	ERA	WHIP										
68 Jefry Rodriguez, R (1,1) ERA: 4.54	6.0		24	2	0	0	3	4	0	0	0	1	0	11	18	0.00	1.000										
56 Greg Holland, R (7,1) ERA: 6.09	1.0	H	4	0	0	0	2	1	0	0	0	0	0	11	18	0.00	1.000										
60 Justin Miller, R (8,1) ERA: 3.8	1.0		3	0	0	0	2	0	0	0	0	0	0	13	19	0.00	0.000										
40 Kelvin Herrera, R (9,1) ERA: 2.44	0.2		3	1	0	0	0	0	0	0	0	0	0	7	9	0.00	1.500										
30 Koda Glover, R (9,1) ERA: 6.75	0.1		1	0	0	0	0	0	0	0	0	0	0	2	2	0.00	0.000										

Washington Nationals @ New York Mets
Citi Field, Flushing, NY
Sun Aug 26 2018, 1:12 PM - 4:37 PM EDT
Att: 23,192 - Sunny - 82 F

AB 30
R 0
H 3
RBI 0
BB 5
SO 7
LOB 14



Batter	1	2	3	4	5	6	7	8	9	AB	R	H	RBI	BB	SO	LOB	TOP								
2 Adam Eaton, L OBP: 0.383, SLG: 0.413 44 Ryan Madson, L 60 Justin Miller, R	F7	G3		FC1-2 7 1B				B1-3		5	0	1	1	0	0	3									
7 Trea Turner, R OBP: 0.379, SLG: 0.407	K		L8			F8			K	5	0	1	1	0	2	1									
34 Bryce Harper, L OBP: 0.379, SLG: 0.504	1B 6 1B 22 1B		G5-3	F7					P5	4	1	1	0	1	0	3									
6 Anthony Rendon, R OBP: 0.354, SLG: 0.494	1B 22 1B		P4		G5-3				22 WP BB	4	0	1	0	1	1	2									
22 Juan Soto, L OBP: 0.411, SLG: 0.507	1B					K			11 FC5-4 BB	4	1	2	1	1	2	1									
11 Ryan Zimmerman, R OBP: 0.329, SLG: 0.507	K			37 E 1 1B 2 FC1-2 BB					32 G6-5-3 FC5-4	3	0	1	0	1	1	3									
32 Matt Wieters, S				F8		K			G6-5-3	4	1	1	1	0	1	4									
1 Wilmer Difo, S	G4-3			FC1-2 2 1B 37 E BB					F8	3	2	1	0	1	0	0									
37 Stephen Strasburg, R 55 Tim Collins, L 3 Michael Taylor, R	K			E1 7 1B 2 FC1-2					F9	2	0	0	0	0	1	2									
Inning Stats	R: 1 H: 3 E: 0 K: 2 S: 14	H: 3 LOB: 2 BB: 0 P: 25	R: 1 H: 1 E: 0 K: 1 S: 10	H: 1 LOB: 0 BB: 0 P: 13	R: 0 H: 0 E: 0 K: 0 S: 7	H: 0 LOB: 0 BB: 0 P: 7	R: 2 H: 2 E: 1 K: 0 S: 16	H: 2 LOB: 3 BB: 2 P: 29	R: 0 H: 1 E: 0 K: 2 S: 14	H: 1 LOB: 1 BB: 0 P: 20	R: 1 H: 2 E: 0 K: 1 S: 14	H: 2 LOB: 2 BB: 1 P: 23	R: 0 H: 0 E: 0 K: 0 S: 6	H: 0 LOB: 0 BB: 1 P: 15	R: 0 H: 0 E: 0 K: 0 S: 6	H: 0 LOB: 1 BB: 1 P: 23	R: 0 H: 0 E: 0 K: 2 S: 12	H: 0 LOB: 1 BB: 1 P: 23	1B: 7 2B: 1 3B: 0 HR: 1	SF: 0 SAC: 1 DP: 1 HBP: 0	WP: 2 PB: 0 SB: 1 CS: 0	PA: 41			
PITCHER	IP WLS BF H R ER SO BB IBB HBP BLK WP HR S P ERA WHIP	IP WLS BF H R ER SO BB IBB HBP BLK WP HR S P ERA WHIP	IP WLS BF H R ER SO BB IBB HBP BLK WP HR S P ERA WHIP	IP WLS BF H R ER SO BB IBB HBP BLK WP HR S P ERA WHIP	IP WLS BF H R ER SO BB IBB HBP BLK WP HR S P ERA WHIP	IP WLS BF H R ER SO BB IBB HBP BLK WP HR S P ERA WHIP	IP WLS BF H R ER SO BB IBB HBP BLK WP HR S P ERA WHIP	IP WLS BF H R ER SO BB IBB HBP BLK WP HR S P ERA WHIP	IP WLS BF H R ER SO BB IBB HBP BLK WP HR S P ERA WHIP	IP WLS BF H R ER SO BB IBB HBP BLK WP HR S P ERA WHIP	IP WLS BF H R ER SO BB IBB HBP BLK WP HR S P ERA WHIP	IP WLS BF H R ER SO BB IBB HBP BLK WP HR S P ERA WHIP	IP WLS BF H R ER SO BB IBB HBP BLK WP HR S P ERA WHIP	IP WLS BF H R ER SO BB IBB HBP BLK WP HR S P ERA WHIP	IP WLS BF H R ER SO BB IBB HBP BLK WP HR S P ERA WHIP	IP WLS BF H R ER SO BB IBB HBP BLK WP HR S P ERA WHIP	IP WLS BF H R ER SO BB IBB HBP BLK WP HR S P ERA WHIP	IP WLS BF H R ER SO BB IBB HBP BLK WP HR S P ERA WHIP	IP WLS BF H R ER SO BB IBB HBP BLK WP HR S P ERA WHIP	IP WLS BF H R ER SO BB IBB HBP BLK WP HR S P ERA WHIP	IP WLS BF H R ER SO BB IBB HBP BLK WP HR S P ERA WHIP	IP WLS BF H R ER SO BB IBB HBP BLK WP HR S P ERA WHIP	IP WLS BF H R ER SO BB IBB HBP BLK WP HR S P ERA WHIP	IP WLS BF H R ER SO BB IBB HBP BLK WP HR S P ERA WHIP	IP WLS BF H R ER SO BB IBB HBP BLK WP HR S P ERA WHIP

Washington Nationals @ Philadelphia Phillies
Citizens Bank Park, Philadelphia, PA
Mon Aug 27 2018, 7:08 PM - 10:20 PM EDT
Att: 21,261 - Clear - 90 F

AB	35
R	5
H	9
RBI	4
BB	5
SO	8
LOB	19



Batter	1	2	3	4	5	6	7	8	9	AB	R	H	RBI	BB	SO	LOB	BOTTOM									
24 Roman Quinn, S	F8									4	1	1	1	0	1	0										
17 Rhys Hoskins, R	40 FC6-4 1B									3	1	2	1	1	1	0										
16 César Hernández, S	K								K	4	0	1	1	0	3	1										
40 Wilson Ramos, R	FC6-4								F9	4	0	1	0	0	0	3										
13 Asdrúbal Cabrera, S	F8								G4-3	4	0	1	0	0	1	2										
41 Carlos Santana, S	G4-3								G3	3	0	0	0	1	0	1										
7 Maikel Franco, R	G6-3								G6-3	4	0	0	0	0	0	2										
5 Nick Williams, L									P4	3	1	0	0	1	1	1										
56 Zach Eflin, R 70 Luis Avilán, L 57 Luis García, R 15 Andrew Knapp, S 46 Adam Morgan, L	SH3-4								K	1	0	0	0	0	0	1										
Inning Stats	R: 0 H: 1 E: 0 K: 1 S: 8	H: 1 LOB: 1 BB: 0 P: 14	R: 0 H: 0 E: 0 K: 0 S: 8	H: 0 LOB: 0 BB: 0 P: 14	R: 2 H: 2 E: 0 K: 1 S: 17	H: 2 LOB: 2 BB: 2 P: 30	R: 0 H: 0 E: 0 K: 0 S: 8	H: 0 LOB: 1 BB: 1 P: 16	R: 0 H: 2 E: 0 K: 3 S: 9	H: 0 LOB: 0 BB: 0 P: 14	R: 0 H: 2 E: 0 K: 0 S: 6	H: 2 LOB: 1 BB: 0 P: 11	R: 0 H: 0 E: 0 K: 2 S: 8	H: 0 LOB: 0 BB: 0 P: 12	R: 1 H: 1 E: 0 K: 1 S: 7	H: 1 LOB: 0 BB: 0 P: 11	R: 0 H: 0 E: 0 K: 0 S: 8	H: 0 LOB: 0 BB: 0 P: 12	1B: 4 2B: 0 3B: 1 HR: 1	SF: 0 SAC: 1 DP: 0 HBP: 0	WP: 0 PB: 0 SB: 0 CS: 0	PA: 35				
PITCHER	IP WLS BF H R ER SO BB IBB HBP BLK WP HR S P ERA WHIP	IP WLS BF H R ER SO BB IBB HBP BLK WP HR S P ERA WHIP	IP WLS BF H R ER SO BB IBB HBP BLK WP HR S P ERA WHIP	IP WLS BF H R ER SO BB IBB HBP BLK WP HR S P ERA WHIP	IP WLS BF H R ER SO BB IBB HBP BLK WP HR S P ERA WHIP	IP WLS BF H R ER SO BB IBB HBP BLK WP HR S P ERA WHIP	IP WLS BF H R ER SO BB IBB HBP BLK WP HR S P ERA WHIP	IP WLS BF H R ER SO BB IBB HBP BLK WP HR S P ERA WHIP	IP WLS BF H R ER SO BB IBB HBP BLK WP HR S P ERA WHIP	IP WLS BF H R ER SO BB IBB HBP BLK WP HR S P ERA WHIP	IP WLS BF H R ER SO BB IBB HBP BLK WP HR S P ERA WHIP	IP WLS BF H R ER SO BB IBB HBP BLK WP HR S P ERA WHIP	IP WLS BF H R ER SO BB IBB HBP BLK WP HR S P ERA WHIP	IP WLS BF H R ER SO BB IBB HBP BLK WP HR S P ERA WHIP	IP WLS BF H R ER SO BB IBB HBP BLK WP HR S P ERA WHIP	IP WLS BF H R ER SO BB IBB HBP BLK WP HR S P ERA WHIP	IP WLS BF H R ER SO BB IBB HBP BLK WP HR S P ERA WHIP	IP WLS BF H R ER SO BB IBB HBP BLK WP HR S P ERA WHIP	IP WLS BF H R ER SO BB IBB HBP BLK WP HR S P ERA WHIP	IP WLS BF H R ER SO BB IBB HBP BLK WP HR S P ERA WHIP	IP WLS BF H R ER SO BB IBB HBP BLK WP HR S P ERA WHIP	IP WLS BF H R ER SO BB IBB HBP BLK WP HR S P ERA WHIP	IP WLS BF H R ER SO BB IBB HBP BLK WP HR S P ERA WHIP	IP WLS BF H R ER SO BB IBB HBP BLK WP HR S P ERA WHIP	IP WLS BF H R ER SO BB IBB HBP BLK WP HR S P ERA WHIP	IP WLS BF H R ER SO BB IBB HBP BLK WP HR S P ERA WHIP

Washington Nationals @ Philadelphia Phillies
Citizens Bank Park, Philadelphia, PA
Mon Aug 27 2018, 7:08 PM - 10:20 PM EDT
Att: 21,261 - Clear - 90 F

AB	31
R	3
H	6
RBI	3
BB	3
SO	8
LOB	11



Batter	1	2	3	4	5	6	7	8	9	AB	R	H	RBI	BB	SO	LOB	TOP							
2 Adam Eaton, L OBP: 0.382, SLG: 0.420	G5-3		7 HR			K		G6-3		5	1	2	0	0	1	3								
7 Trea Turner, R OBP: 0.333, SLG: 0.407	K		HR			K			G6-3	5	1	1	2	0	3	2								
6 Anthony Rendon, R OBP: 0.358, SLG: 0.508	L6		22 HR						G6-3	4	2	1	1	1	1	0								
22 Juan Soto, L OBP: 0.409, SLG: 0.513		K	HR			G3		G1-3	F8	5	1	2	2	0	1	0								
11 Ryan Zimmerman, R OBP: 0.339, SLG: 0.523		BB	HR			G5-3		G1-3		3	0	1	0	1	0	1								
32 Matt Wieters, S OBP: 0.313, SLG: 0.360		BB	1B			F8				3	0	0	0	1	1	2								
64 Spencer Kieboom, R OBP: 0.280, SLG: 0.250		BB						K		0	0	0	0	0	0	0								
1 Wilmer Difo, S OBP: 0.390, SLG: 0.360	F7		G4-3							4	1	2	0	0	0	3								
3 Michael Taylor, R OBP: 0.290, SLG: 0.362										3	0	0	0	0	1	3								
34 Bryce Harper, L OBP: 0.379, SLG: 0.501	G1-3			L9		K				0	0	0	0	1	0	0								
47 Gio González, R ERA: 3.54										2	0	0	0	0	2	0								
45 Andrew Stevenson, L ERA: 2.74										1	0	1	1	0	0	0								
52 Jimmy Cordero, R ERA: 3.83										0	0	0	0	0	0	0								
55 Tim Collins, L ERA: 2.7										0	0	0	0	0	0	0								
14 Mark Reynolds, R OBP: 0.339, SLG: 0.453										1	0	0	0	0	2	0								
51 Wander Suero, R ERA: 3.98										0	0	0	0	0	0	0								
Inning Stats	R: 0 E: 0 K: 1 S: 8	H: 0 LOB: 0 BB: 0 P: 12	R: 0 E: 0 K: 1 S: 15	H: 0 LOB: 2 BB: 2 P: 27	R: 4 E: 0 K: 1 S: 21	H: 4 LOB: 1 BB: 1 P: 36	R: 0 E: 0 K: 2 S: 12	H: 1 LOB: 1 BB: 0 P: 18	R: 1 E: 0 K: 0 S: 5	H: 1 LOB: 0 BB: 0 P: 11	R: 1 E: 0 K: 3 S: 19	H: 2 LOB: 1 BB: 0 P: 23	R: 0 E: 0 K: 2 S: 9	H: 1 LOB: 1 BB: 0 P: 11	R: 0 E: 0 K: 0 S: 10	H: 1 LOB: 1 BB: 1 P: 18	R: 0 E: 0 K: 0 S: 9	H: 0 LOB: 0 BB: 0 P: 11	1B: 4 2B: 2 3B: 1 HR: 3	SF: 0 SAC: 0 DP: 1 HBP: 0	WP: 0 PB: 1 SB: 1 CS: 0	PA: 40		
PITCHER	IP WLS BF H R ER SO BB IBB HBP BLK WP HR S P ERA WHIP	IP WLS BF H R ER SO BB IBB HBP BLK WP HR S P ERA WHIP	IP WLS BF H R ER SO BB IBB HBP BLK WP HR S P ERA WHIP	IP WLS BF H R ER SO BB IBB HBP BLK WP HR S P ERA WHIP	IP WLS BF H R ER SO BB IBB HBP BLK WP HR S P ERA WHIP	IP WLS BF H R ER SO BB IBB HBP BLK WP HR S P ERA WHIP	IP WLS BF H R ER SO BB IBB HBP BLK WP HR S P ERA WHIP	IP WLS BF H R ER SO BB IBB HBP BLK WP HR S P ERA WHIP	IP WLS BF H R ER SO BB IBB HBP BLK WP HR S P ERA WHIP	IP WLS BF H R ER SO BB IBB HBP BLK WP HR S P ERA WHIP	IP WLS BF H R ER SO BB IBB HBP BLK WP HR S P ERA WHIP	IP WLS BF H R ER SO BB IBB HBP BLK WP HR S P ERA WHIP	IP WLS BF H R ER SO BB IBB HBP BLK WP HR S P ERA WHIP	IP WLS BF H R ER SO BB IBB HBP BLK WP HR S P ERA WHIP	IP WLS BF H R ER SO BB IBB HBP BLK WP HR S P ERA WHIP	IP WLS BF H R ER SO BB IBB HBP BLK WP HR S P ERA WHIP	IP WLS BF H R ER SO BB IBB HBP BLK WP HR S P ERA WHIP	IP WLS BF H R ER SO BB IBB HBP BLK WP HR S P ERA WHIP	IP WLS BF H R ER SO BB IBB HBP BLK WP HR S P ERA WHIP	IP WLS BF H R ER SO BB IBB HBP BLK WP HR S P ERA WHIP	IP WLS BF H R ER SO BB IBB HBP BLK WP HR S P ERA WHIP	IP WLS BF H R ER SO BB IBB HBP BLK WP HR S P ERA WHIP	IP WLS BF H R ER SO BB IBB HBP BLK WP HR S P ERA WHIP	IP WLS BF H R ER SO BB IBB HBP BLK WP HR S P ERA WHIP

Washington Nationals @ Philadelphia Phillies
Citizens Bank Park, Philadelphia, PA
Wed Aug 29 2018, 7:08 PM - 10:45 PM EDT
Att: 22,525 - Clear - 92 F

AB	36
R	6
H	10
RBI	6
BB	4
SO	10
LOB	16



Batter	1	2	3	4	5	6	7	8	9	AB	R	H	RBI	BB	SO	LOB	BOTTOM							
24 Roman Quinn, S OBP: 0.388, SLG: 0.569	G4-3	K				G4-3				5	2	3	0	0	1	1								
17 Rhys Hoskins, R OBP: 0.363, SLG: 0.500	G5-3					K				4	0	1	1	0	2	3								
16 César Hernández, S OBP: 0.362, SLG: 0.358	G4-3					K				4	1	0	0	1	2	4								
40 Wilson Ramos, R OBP: 0.356, SLG: 0.515	G6-3					G6-3				3	1	0	0	2	0	3								
41 Carlos Santana, S OBP: 0.349, SLG: 0.412				P5						4	2	2	4	0	1	2								
19 José Bautista, R OBP: 0.346, SLG: 0.365										1	1	1	1	1	2	0								
7 Maikel Franco, R OBP: 0.310, SLG: 0.477										3	0	0	0	0	0	4								
64 Víctor Arano, R ERA: 3.52										0	0	0	0	0	0	0								
50 Héctor Neris, R ERA: 2.7										0	0	0	0	0	0	0								
58 Seranthony Domínguez, R ERA: 3.52										0	0	0	0	0	0	0								
5 Nick Williams, L OBP: 0.331, SLG: 0.444										1	0	0	0	0	1	2								
93 Pat Neshek, S ERA: 3.79										0	0	0	0	0	0	0								
70 Luis Avilán, L ERA: 3.78										0	0	0	0	0	0	0								
96 Tommy Hunter, R ERA: 3.78										0	0	0	0	0	0	0								
4 Scott Kingery, R OBP: 0.271, SLG: 0.340										4	0	0	0	0	3	3								
49 Jake Arrieta, R OBP: 0.290, SLG: 0.237										1	0	1	2	0	0	0								
57 Luis García, R ERA: 3.52										0	0	0	0	0	0	0								
13 Asdrubal Cabrera, S OBP: 0.314, SLG: 0.458										3	1	1	0	0	1	0								
Inning Stats	R: 0 E: 0 K: 0 S: 6	H: 1 LOB: 1 BB: 0 P: 13	R: 2 E: 0 K: 2 S: 13	H: 2 LOB: 1 BB: 0 P: 19	R: 0 E: 0 K: 2 S: 9	H: 0 LOB: 0 BB: 0 P: 14	R: 0 E: 0 K: 0 S: 9	H: 0 LOB: 1 BB: 1 P: 17	R: 4 E: 0 K: 2 S: 19	H: 3 LOB: 1 BB: 2 P: 35	R: 0 E: 0 K: 1 S: 10	H: 0 LOB: 0 BB: 0 P: 16	R: 1 E: 0 K: 2 S: 17	H: 1 LOB: 2 BB: 1 P: 30	R: 1 E: 0 K: 2 S: 20	H: 2 LOB: 2 BB: 1 P: 30	R: 1 E: 0 K: 2 S: 10	H: 0 LOB: 0 BB: 0 P: 16	1B: 6 2B: 1 3B: 1 HR: 1	SF: 0 SAC: 0 DP: 0 HBP: 2	WP: 1 PB: 0 SB: 2 CS: 0	PA: 40		
PITCHER	IP WLS BF H R ER SO BB IBB HBP BLK WP HR S P ERA WHIP	IP WLS BF H R ER SO BB IBB HBP BLK WP HR S P ERA WHIP	IP WLS BF H R ER SO BB IBB HBP BLK WP HR S P ERA WHIP	IP WLS BF H R ER SO BB IBB HBP BLK WP HR S P ERA WHIP	IP WLS BF H R ER SO BB IBB HBP BLK WP HR S P ERA WHIP	IP WLS BF H R ER SO BB IBB HBP BLK WP HR S P ERA WHIP	IP WLS BF H R ER SO BB IBB HBP BLK WP HR S P ERA WHIP	IP WLS BF H R ER SO BB IBB HBP BLK WP HR S P ERA WHIP	IP WLS BF H R ER SO BB IBB HBP BLK WP HR S P ERA WHIP	IP WLS BF H R ER SO BB IBB HBP BLK WP HR S P ERA WHIP	IP WLS BF H R ER SO BB IBB HBP BLK WP HR S P ERA WHIP	IP WLS BF H R ER SO BB IBB HBP BLK WP HR S P ERA WHIP	IP WLS BF H R ER SO BB IBB HBP BLK WP HR S P ERA WHIP	IP WLS BF H R ER SO BB IBB HBP BLK WP HR S P ERA WHIP	IP WLS BF H R ER SO BB IBB HBP BLK WP HR S P ERA WHIP	IP WLS BF H R ER SO BB IBB HBP BLK WP HR S P ERA WHIP	IP WLS BF H R ER SO BB IBB HBP BLK WP HR S P ERA WHIP	IP WLS BF H R ER SO BB IBB HBP BLK WP HR S P ERA WHIP	IP WLS BF H R ER SO BB IBB HBP BLK WP HR S P ERA WHIP	IP WLS BF H R ER SO BB IBB HBP BLK WP HR S P ERA WHIP	IP WLS BF H R ER SO BB IBB HBP BLK WP HR S P ERA WHIP	IP WLS BF H R ER SO BB IBB HBP BLK WP HR S P ERA WHIP	IP WLS BF H R ER SO BB IBB HBP BLK WP HR S P ERA WHIP	IP WLS BF H R ER SO BB IBB HBP BLK WP HR S P ERA WHIP

Washington Nationals @ Philadelphia Phillies
Citizens Bank Park, Philadelphia, PA
Wed Aug 29 2018, 7:08 PM - 10:45 PM EDT
Att: 22,525 - Clear - 92 F

AB	33
R	8
H	9
RBI	8
BB	5
SO	11
LOB	22



Batter	1	2	3	4	5	6	7	8	9	AB	R	H	RBI	BB	SO	LOB	TOP						
28 Curtis Granderson, L (1.9) OBP: 0.347, SLG: 0.429 14 Hernan Perez, R (5.9) OBP: 0.304, SLG: 0.417										1	1	0	0	2	0	1							
22 Christian Yelich, L (1.7) OBP: 0.361, SLG: 0.559										4	2	1	4	2	0	2							
21 Travis Shaw, L (1.4) OBP: 0.337, SLG: 0.478										4	0	0	0	1	2	3							
7 Eric Thames, L (1.3) OBP: 0.305, SLG: 0.491 13 Tyler Saladino, R (8.4) OBP: 0.328, SLG: 0.439										3	1	2	0	1	0	1							
18 Mike Moustakas, L (1.5) OBP: 0.315, SLG: 0.467										4	0	1	2	1	1	2							
9 Manny Pina, R (1.2) OBP: 0.320, SLG: 0.401										3	1	1	0	2	0	3							
23 Keon Broxton, R (1.8) OBP: 0.312, SLG: 0.424										5	1	1	3	0	2	7							
3 Orlando Arcia, R (1.6) OBP: 0.244, SLG: 0.272										5	1	1	0	0	0	1							
41 Junior Guerra, R (1.1) OBP: 0.288, SLG: 0.176 16 Domingo Santana, R (4.4) OBP: 0.311, SLG: 0.303 53 Brandon Woodruff, L (8.1) OBP: 0.328, SLG: 0.442 33 Xavier Cedeño, L (9.1) OBP: 0.316, SLG: 0.454 5 Jonathan Schoop, R (9.1) OBP: 0.316, SLG: 0.454 46 Corey Knebel, R (9.1) OBP: 0.316, SLG: 0.454										1	0	1	0	0	0	0							
Inning Stats	R: 2 H: 2 E: 0 K: 1 S: 14	H: 2 LOB: 2 BB: 2 P: 25	R: 0 H: 1 E: 0 K: 0 S: 8	H: 1 LOB: 0 BB: 0 P: 11	R: 0 H: 0 E: 0 K: 1 S: 12	H: 0 LOB: 3 BB: 3 P: 31	R: 0 H: 0 E: 0 K: 0 S: 6	H: 0 LOB: 1 BB: 1 P: 15	R: 7 H: 5 E: 0 K: 0 S: 14	H: 5 LOB: 1 BB: 3 P: 34	R: 0 H: 0 E: 0 K: 2 S: 12	H: 0 LOB: 1 BB: 1 P: 21	R: 0 H: 0 E: 0 K: 0 S: 7	H: 0 LOB: 1 BB: 1 P: 12	R: 0 H: 1 E: 0 K: 1 S: 12	H: 1 LOB: 1 BB: 0 P: 18	R: 0 H: 1 E: 0 K: 0 S: 10	H: 1 LOB: 1 BB: 0 P: 18	1B: 6 2B: 3 HR: 2	SF: 0 SAC: 0 DP: 1 HBP: 0	WP: 1 PA: 47 FB: 0 CS: 0		
PITCHER	IP WLS BF H R ER SO BB IBB HBP BLK WP HR S P ERA WHIP	4.2 L 27 7 7 7 2 7 0 0 0 0 1 4 16 13.50 3.000	0.1 4 1 2 2 0 2 0 0 0 0 1 4 16 54.00 9.000	2.0 8 0 0 0 2 2 0 0 0 0 0 19 33 0.00 1.000	1.0 4 1 0 0 1 0 0 0 0 0 0 12 21 0.00 1.000	1.0 4 1 0 0 0 0 0 0 0 0 0 10 18 0.00 1.000																	

Milwaukee Brewers @ Washington Nationals
Nationals Park, Washington, DC
Sun Sep 02 2018, 1:39 PM - 5:01 PM EDT
Att: 33,032 - Partly Cloudy - 86 F

AB 36
R 9
H 10
RBI 9
BB 11
SO 5
LOB 20

Batter	1	2	3	4	5	6	7	8	9	AB	R	H	RBI	BB	SO	LOB	BOTTOM	
2 Adam Eaton, L (1.9) OBP: 0.377, SLG: 0.417										5	1	1	0	0	1	1		
7 Trea Turner, R (1.6) OBP: 0.337, SLG: 0.410										5	0	1	0	0	2	1		
34 Bryce Harper, L (1.8) OBP: 0.378, SLG: 0.494 53 Austen Williams, R (6.1) OBP: 0.335, SLG: 0.509 11 Ryan Zimmerman, R, PH (8.1) OBP: 0.335, SLG: 0.509 36 Sammy Solis, R (8.1) OBP: 0.335, SLG: 0.509 30 Koda Glover, R (9.1) OBP: 0.335, SLG: 0.509										2	1	1	0	1	1	0		
6 Anthony Rendon, R (1.5) OBP: 0.355, SLG: 0.498										3	1	0	0	1	1	3		
22 Juan Soto, L (1.7) OBP: 0.417, SLG: 0.520										4	0	2	1	0	0	0		
14 Mark Reynolds, R (1.3) OBP: 0.342, SLG: 0.513										4	0	2	2	0	1	1		
1 Wilmer Difo, S (1.4) OBP: 0.296, SLG: 0.363										4	1	1	1	0	1	4		
64 Spencer Kieboom, R (1.2) OBP: 0.271, SLG: 0.234										4	0	0	0	0	1	2		
68 Jeffrey Rodriguez, R (1.1) OBP: 0.143, SLG: 0.214 55 Tim Collins, L (5.1) OBP: 0.143, SLG: 0.214 45 Andrew Stevenson, L (6.8) OBP: 0.303, SLG: 0.345																		

Batter	1	2	3	4	5	6	7	8	9	10	AB	R	H	RBI	BB	SO	LOB	TOP									
13 Matt Carpenter, L OBP: 0.387, SLG: 0.569	(1.5) 3-3 K	(1.5) 2-3 K			(1.5) 2-1 F8			(1.5) 2-0 IBB		(1.5) 2-3 K	4	0	0	0	1	3	2										
34 Yairo Muñoz, R OBP: 0.350, SLG: 0.434	(1.9) 0-0 1B		(1.9) 2-1 G5-3			(1.9) 0-2 HR		(1.9) 1-2 1B			4	2	3	1	0	0	0										
15 Matt Adams, L OBP: 0.321, SLG: 0.478	(1.3) 4-1 1B		(1.3) 1-3 K			(1.3) 0-0 F7		(1.3) 0-1 G4-2-3			2	1	0	0	1	1	0										
18 Carlos Martínez, R OBP: 0.235, SLG: 0.394	(7.1) 1-2 1B										0	0	0	0	0	0	0										
38 José Martínez, R OBP: 0.369, SLG: 0.469	(8.1) 1-2 1B										1	0	0	0	0	0	3										
49 Jordan Hicks, R OBP: 0.292, SLG: 0.495	(8.1) 1-2 BB										0	0	0	0	0	0	0										
41 Tyler O'Neill, R OBP: 0.316, SLG: 0.402	(9.9) 0-3 K		(9.9) 3-2 K			(9.9) 1-2 G6-3		(9.9) 0-3 K			4	0	0	0	0	3	4										
23 Marcell Ozuna, R OBP: 0.316, SLG: 0.402	(1.7) 1-0 1B										4	0	1	2	0	1	0										
12 Paul DeJong, R OBP: 0.309, SLG: 0.420	(1.6) 2-3 1B										4	0	0	0	0	1	1										
35 Greg Garcia, L OBP: 0.298, SLG: 0.305	(1.4) 2-3 K										4	0	0	0	0	1	1										
26 Bud Norris, R OBP: 0.179, SLG: 0.080	(9.1) 1-2 K										0	0	0	0	0	0	0										
40 Chasen Shreve, L OBP: 0.179, SLG: 0.080	(9.1) 1-2 K										0	0	0	0	0	0	0										
48 Harrison Bader, R OBP: 0.344, SLG: 0.439	(1.8) 1-2 1B										4	0	1	0	0	2	0										
46 Francisco Peña, R OBP: 0.244, SLG: 0.270	(1.2) 0-3 1B										3	0	0	0	1	3	1										
28 Adolis García, R OBP: 0.077, SLG: 0.077	(10. PR) 1-2 K										0	0	0	0	0	0	0										
19 Carson Kelly, R OBP: 0.179, SLG: 0.080	(10.2) 1-2 K										0	0	0	0	0	0	0										
32 Jack Flaherty, R OBP: 0.190, SLG: 0.150	(6.1) 2-2 L9										2	0	0	0	0	0	1										
60 John Brebbia, L OBP: 0.417, SLG: 0.579	(7.5) 1-2 G4-3										0	0	0	0	0	0	0										
21 Patrick Wisdom, R OBP: 0.417, SLG: 0.579	(7.5) 1-2 G4-3										1	0	0	0	0	0	1										
Inning Stats	R: 2 E: 0 K: 3 S: 15	H: 2 LOB: 1 BB: 1 P: 25	R: 0 E: 0 K: 2 S: 12	H: 1 LOB: 1 BB: 0 P: 17	R: 0 E: 0 K: 1 S: 9	H: 0 LOB: 0 BB: 0 P: 15	R: 0 E: 0 K: 1 S: 8	H: 0 LOB: 0 BB: 0 P: 13	R: 0 E: 0 K: 1 S: 11	H: 0 LOB: 0 BB: 0 P: 15	R: 1 E: 0 K: 2 S: 9	H: 1 LOB: 0 BB: 0 P: 10	R: 0 E: 0 K: 2 S: 9	H: 0 LOB: 0 BB: 0 P: 9	R: 0 E: 0 K: 1 S: 7	H: 1 LOB: 2 BB: 1 P: 11	R: 0 E: 0 K: 1 S: 6	H: 0 LOB: 1 BB: 1 P: 13	1B: 4 2B: 0 3B: 0 HR: 1	SF: 0 SAC: 0 DP: 2 HBP: 1	WP: 0 PB: 0 SB: 2 CS: 0	PA: 37					
PITCHER	IP 7.0	WLS 26	BF 4	H 3	R 3	ER 3	SO 11	BB 1	IBB 0	HBP 0	BLK 1	WP 0	HR 1	S 73	P 104	ERA 3.86	WHIP 0.714										
31 Max Scherzer, R ERA: 2.28	(1.1) 7.0	26	4	3	3	3	11	1	0	0	1	0	0	2	6	3.86	0.714										
52 Jimmy Cordero, R ERA: 3.96	(8.1) 0.0	3	1	0	0	0	0	0	1	1	0	0	0	2	6	3.96	∞										
60 Justin Miller, R ERA: 3.91	(8.1) 1.0	2	0	0	0	1	0	0	0	0	0	0	0	5	5	0.00	0.000										
56 Greg Holland, R ERA: 5.59	(9.1) 2.0	W	6	0	0	0	2	1	0	0	0	0	0	15	28	0.00	0.500										

St. Louis Cardinals @ Washington Nationals
 Nationals Park, Washington, DC
 Mon Sep 03 2018, 1:08 PM - 4:57 PM EDT
 Att. 28,648 - Partly Cloudy - 90 F

AB	33
R	3
H	5
RBI	3
BB	3
SO	14
LOB	13



Batter	1	2	3	4	5	6	7	8	9	10	AB	R	H	RBI	BB	SO	LOB	BOTTOM								
2 Adam Eaton, L OBP: 0.376, SLG: 0.413	(1.9) 1-3 K	(1.9) 1-2 G4-3			(1.9) 2-2 G4-3			(1.9) 2-1 P6		(1.9) 4-1 BB	5	0	1	0	1	1	0									
7 Trea Turner, R OBP: 0.337, SLG: 0.414	(1.6) 0-1 HR		(1.6) 1-1 L7		(1.6) 0-1 G6-3			(1.6) 4-0 BB		(1.6) 0-0 FC6-4	5	2	1	1	1	0	4									
34 Bryce Harper, L OBP: 0.361, SLG: 0.500	(1.8) 4-2 BB		(1.8) 2-0 F7		(1.8) 4-0 BB			(1.8) 4-2 BB		(1.8) 3-1 HR	2	1	1	3	3	0	0									
6 Anthony Rendon, R OBP: 0.355, SLG: 0.498	(1.5) 0-0 P3		(1.5) 2-0 HBP		(1.5) 2-1 2B			(1.5) 0-0 F9		(1.5) 0-1 L7	4	0	1	0	0	0	3									
22 Juan Soto, L OBP: 0.419, SLG: 0.517	(1.7) 4-2 BB		(1.7) 3-3 K		(1.7) 0-0 IBB			(1.7) 0-0 G4-3		(1.7) 4-0 BB	2	0	0	0	3	1	3									
11 Ryan Zimmerman, R OBP: 0.340, SLG: 0.509	(1.3) 4-2 BB		(1.3) 2-2 1B		(1.3) 3-2 F7			(1.3) 1-0 G6-3		(1.3) 1-2 1B	4	0	2	0	1	0	3									
1 Wilmer Difo, S OBP: 0.297, SLG: 0.365	(1.4) 1-2 K										4	0	1	0	1	3	4									
29 Pedro Severino, R OBP: 0.252, SLG: 0.250	(1.2) 1-2 L8										3	0	0	0	0	1	1									
32 Matt Wieters, S OBP: 0.309, SLG: 0.354	(9.2) 1-2 K										2	0	0	0	0	2	4									
31 Max Scherzer, R ERA: 2.83	(1.1) 5.0	3	1	1	5	4	1	0																		
52 Jimmy Cordero, R ERA: 3.73	(8.1) 1.0	H	3	0	0	3	0	0																		
60 Justin Miller, R ERA: 3.29	(7.1) 1.0	H	5	0	0	0	2	0																		
49 Jordan Hicks, R ERA: 3.03	(8.1) 1.0	H	4	1	0	0	2	0																		
26 Bud Norris, R ERA: 3.6	(9.1) 0.2	B	6	2	2	2	0	2																		
Inning Stats	R: 1 E: 0 K: 2 S: 19	H: 1 LOB: 3 BB: 3 P: 33	R: 0 E: 0 K: 0 S: 7	H: 0 LOB: 0 BB: 0 P: 9	R: 0 E: 0 K: 1 S: 6	H: 0 LOB: 1 BB: 0 P: 14	R: 0 E: 0 K: 2 S: 12	H: 1 LOB: 1 BB: 0 P: 19	R: 0 E: 0 K: 0 S: 10	H: 1 LOB: 3 BB: 2 P: 21	R: 0 E: 0 K: 3 S: 15	H: 0 LOB: 0 BB: 0 P: 19	R: 0 E: 0 K: 0 S: 6	H: 0 LOB: 2 BB: 2 P: 16	R: 0 E: 0 K: 2 S: 10	H: 1 LOB: 1 BB: 0 P: 17	R: 2 E: 0 K: 1 S: 15	H: 2 LOB: 3 BB: 3 P: 33	R: 1 E: 0 K: 0 S: 9	H: 2 LOB: 2 BB: 0 P: 14	1B: 3 2B: 3 3B: 0 HR: 2	SF: 1 SAC: 0 DP: 0 HBP: 1	WP: 0 PB: 0 SB: 1 CS: 0	PA: 48		
PITCHER	IP 5.0	WLS 3	BF 3	H 1	R 1	ER 1	SO 5	BB 4	IBB 1	HBP 0	BLK 0	WP 0	HR 1	S 54	P 96	ERA 1.80	WHIP 1.400									
32 Jack Flaherty, R ERA: 2.83	(1.1) 5.0	3	1	1	5	4	1	0																		
60 John Brebbia, R ERA: 3.73	(8.1) 1.0	H	3	0	0	0	3	0																		
18 Carlos Martínez, R ERA: 3.29	(7.1) 1.0	H	5	0	0	0	2	0																		
49 Jordan Hicks, R ERA: 3.03	(8.1) 1.0	H	4	1	0	0	2	0																		
26 Bud Norris, R ERA: 3.6	(9.1) 0.2	B	6	2	2	2	0	2																		

St. Louis Cardinals @ Washington Nationals
 Nationals Park, Washington, DC
 Mon Sep 03 2018, 1:08 PM - 4:57 PM EDT
 Att. 28,648 - Partly Cloudy - 90 F

AB	36
R	4
H	8
RBI	4
BB	10
SO	11
LOB	24



Batter	1	2	3	4	5	6	7	8	9	AB	R	H	RBI	BB	SO	LOB	TOP					
13 Matt Carpenter, L OBP: 0.389, SLG: 0.568										5	2	2	1	0	0	1						
38 José Martínez, R OBP: 0.388, SLG: 0.465										5	1	3	1	0	0	0						
35 Greg Garcia, L OBP: 0.299, SLG: 0.305										4	2	2	4	0	0	1						
15 Matt Adams, L OBP: 0.324, SLG: 0.500										5	0	4	0	0	0	3						
21 Patrick Wisdom, R OBP: 0.400, SLG: 0.625										0	0	0	0	1	0	0						
23 Marcell Ozuna, R OBP: 0.321, SLG: 0.418										5	0	4	0	0	0	3						
28 Adolis García, R OBP: 0.077, SLG: 0.077										0	0	0	0	0	0	0						
12 Paul DeJong, R OBP: 0.309, SLG: 0.423										5	0	0	0	0	1	7						
4 Yadier Molina, R OBP: 0.324, SLG: 0.447										4	0	1	0	0	1	3						
18 Carlos Martínez, R OBP: 0.235, SLG: 0.394										0	0	0	0	0	0	0						
48 Harrison Bader, R OBP: 0.345, SLG: 0.434										3	0	0	0	0	1	1						
34 Yairo Muñoz, R OBP: 0.349, SLG: 0.440										4	1	1	1	0	0	1						
39 Miles Mikolas, R OBP: 0.175, SLG: 0.278										3	1	1	0	0	1	0						
43 Dakota Hudson, R OBP: 0.250, SLG: 0.276										1	0	1	0	0	0	0						
Inning Stats	R: 3 H: 4 E: 0 K: 1 S: 13	H: 4 LOB: 0 BB: 0 P: 20	R: 2 H: 3 E: 0 K: 0 S: 25	H: 3 LOB: 1 BB: 0 P: 36	R: 0 H: 1 E: 0 K: 1 S: 10	H: 1 LOB: 1 BB: 0 P: 16	R: 0 H: 0 E: 0 K: 1 S: 10	H: 0 LOB: 0 BB: 0 P: 16	R: 1 H: 2 E: 0 K: 0 S: 15	H: 2 LOB: 1 BB: 0 P: 23	R: 1 H: 1 E: 0 K: 0 S: 9	H: 1 LOB: 0 BB: 0 P: 16	R: 0 H: 1 E: 0 K: 0 S: 7	H: 1 LOB: 1 BB: 0 P: 12	R: 0 H: 1 E: 0 K: 0 S: 8	H: 0 LOB: 0 BB: 0 P: 14	R: 0 H: 2 E: 0 K: 0 S: 15	H: 2 LOB: 3 BB: 1 P: 22	1B: 11 2B: 2 3B: 0 HR: 3	SF: 0 SAC: 0 DP: 1 HBP: 1	WP: 0 PA: 41	
PITCHER	IP WLS BF H R ER SO BB IBB HBP BLK WP HR S P ERA WHIP	5.0 L 24 10 6 6 4 0 0 0 0 0 2 73 111 10.80 2.000	6.1 1.0 4 1 1 1 0 0 0 0 0 1 9 16 9.00 1.000	7.1 2.0 7 2 0 0 0 0 0 1 0 0 15 26 0.00 1.000	9.1 1.0 6 2 0 0 0 1 0 0 0 0 0 15 22 0.00 3.000																	

St. Louis Cardinals @ Washington Nationals
 Nationals Park, Washington, DC
 Wed Sep 05 2018, 7:06 PM - 10:41 PM EDT
 Att: 22,124 - Clear - 87 F

AB 39
 R 7
 H 15
 RBI 7
 BB 1
 SO 4
 LOB 17



Batter	1	2	3	4	5	6	7	8	9	AB	R	H	RBI	BB	SO	LOB	BOTTOM					
2 Adam Eaton, L OBP: 0.377, SLG: 0.416										5	0	3	1	0	0	0						
7 Trea Turner, R OBP: 0.340, SLG: 0.413										5	0	1	0	0	0	2						
34 Bryce Harper, L OBP: 0.386, SLG: 0.505										5	1	3	0	0	1	3						
6 Anthony Rendon, R OBP: 0.358, SLG: 0.501										5	1	3	0	0	0	5						
22 Juan Soto, L OBP: 0.419, SLG: 0.509										4	1	1	0	1	1	1						
11 Ryan Zimmerman, R OBP: 0.338, SLG: 0.505										5	2	2	3	0	1	3						
1 Wilmer Difo, S OBP: 0.302, SLG: 0.378										5	0	2	2	0	0	3						
29 Pedro Severino, R OBP: 0.254, SLG: 0.247										4	0	0	0	0	0	2						
3 Michael Taylor, R OBP: 0.288, SLG: 0.360										1	0	0	0	0	1	2						
57 Tanner Roark, R ERA: 3.06										1	0	0	0	0	1	0						
16 Victor Robles, R ERA: 3.32										1	1	1	0	0	0	0						
61 Kyle McCown, R ERA: 3.23										0	0	0	0	0	0	0						
14 Mark Reynolds, R ERA: 3.32										0	0	0	0	0	0	1						
51 Wander Suero, R ERA: 3.23										0	0	0	0	0	0	0						
45 Andrew Stevenson, L ERA: 3.23										0	0	0	0	0	1	0						
60 Justin Miller, R ERA: 3.23										0	0	0	0	0	0	0						
Inning Stats	R: 0 H: 2 E: 0 K: 0 S: 11	H: 2 LOB: 2 BB: 0 P: 17	R: 0 H: 0 E: 0 K: 1 S: 6	H: 0 LOB: 0 BB: 0 P: 11	R: 0 H: 3 E: 0 K: 1 S: 14	H: 3 LOB: 3 BB: 0 P: 20	R: 0 H: 1 E: 0 K: 0 S: 5	H: 1 LOB: 0 BB: 0 P: 9	R: 1 H: 2 E: 0 K: 0 S: 21	H: 2 LOB: 2 BB: 0 P: 26	R: 1 H: 2 E: 0 K: 0 S: 10	H: 2 LOB: 1 BB: 0 P: 13	R: 4 H: 4 E: 0 K: 0 S: 15	H: 4 LOB: 1 BB: 1 P: 28	R: 0 H: 1 E: 0 K: 2 S: 12	H: 1 LOB: 0 BB: 0 P: 17	R: 0 H: 1 E: 1 K: 2 S: 14	H: 1 LOB: 2 BB: 0 P: 23	1B: 11 2B: 5 3B: 0 HR: 0	SF: 0 SAC: 0 DP: 1 HBP: 0	WP: 1 PA: 44	
PITCHER	IP WLS BF H R ER SO BB IBB HBP BLK WP HR S P ERA WHIP	6.2 W 31 12 4 4 4 2 0 0 0 0 7 75 10 5.40 1.800	7.1 0.1 4 2 2 2 0 1 0 0 0 1 0 7 17 54.00 9.000	8.1 2.0 9 2 0 0 4 0 0 0 0 0 0 26 40 0.00 1.000																		

St. Louis Cardinals @ Washington Nationals
 Nationals Park, Washington, DC
 Wed Sep 05 2018, 7:06 PM - 10:41 PM EDT
 Att: 22,124 - Clear - 87 F

AB 43
 R 6
 H 16
 RBI 6
 BB 1
 SO 6
 LOB 22



Batter	1	2	3	4	5	6	7	8	9	AB	R	H	RBI	BB	SO	LOB	TOP
3 Daniel Murphy, L OBP: 0.338, SLG: 0.467 13 David Bote, R OBP: 0.327, SLG: 0.453										3	0	1	0	0	1	0	Chicago Cubs @ Washington Nationals Nationals Park, Washington, DC Sat Sep 08 2018, 5:17 PM - 8:00 PM EDT Cloudy - 66 F
2 Tommy La Stella, L OBP: 0.341, SLG: 0.333										4	0	1	0	0	0	2	
44 Anthony Rizzo, L OBP: 0.381, SLG: 0.497 7 Victor Caratini, S OBP: 0.312, SLG: 0.315											2	0	0	0	0	1	
18 Ben Zobrist, S OBP: 0.388, SLG: 0.460 1 Terrance Gore, R OBP: 0.500, SLG: 0.500											3	0	1	0	0	0	
5 Albert Almora Jr., R OBP: 0.332, SLG: 0.394											4	0	1	0	0	2	
40 Wilson Contreras, R OBP: 0.350, SLG: 0.402 53 Taylor Davis, R OBP: 0.333, SLG: 0.500											3	0	1	1	0	0	
27 Addison Russell, R OBP: 0.322, SLG: 0.353											4	0	1	1	0	2	
64 Jaime Garcia, L 20 Brandon Kintzler, R 29 Jorge De La Rosa, L 12 Kyle Schwarber, L 47 Randy Rosario, L 17 James Norwood, R 8 Javier Baez, R 41 Victor Caratini, R 17 King Solari, R											0	0	0	0	0	0	
8 Ian Happ, S OBP: 0.357, SLG: 0.418										3	0	0	0	0	2		
Inning Stats	R: 0 H: 1 E: 0 K: 1 S: 10	H: 1 LOB: 0 BB: 0 P: 13	R: 0 H: 0 E: 0 K: 1 S: 5	H: 0 LOB: 0 BB: 0 P: 5	R: 0 H: 0 E: 0 K: 2 S: 8	H: 0 LOB: 0 BB: 0 P: 10	R: 0 H: 1 E: 0 K: 1 S: 9	H: 3 LOB: 0 BB: 0 P: 15	R: 0 H: 0 E: 0 K: 1 S: 8	H: 4 LOB: 2 BB: 0 P: 19	1B: 8 2B: 1 3B: 0 HR: 0	SF: 1 SAC: 0 DP: 1 HBP: 1	WP: 0 PB: 0 SB: 0 CS: 0	PA: 36			
PITCHER 31 Max Scherzer, R ERA: 2.31	IP: 9.0 WLS: W BF: 36 H: 9 R: 3 ER: 3 SO: 11 BB: 0 IBB: 0 HBP: 1 BLK: 0 WP: 0 HR: 0 S: 83 P: 111 ERA: 3.00 WHIP: 1.000																

Batter	1	2	3	4	5	6	7	8	9	AB	R	H	RBI	BB	SO	LOB	BOTTOM			
7 Trea Turner, R OBP: 0.341, SLG: 0.410											3	2	0	2	2	0	1			
6 Anthony Rendon, R OBP: 0.357, SLG: 0.499 3 Michael Taylor, R OBP: 0.288, SLG: 0.360											5	1	1	1	0	1	3			
34 Bryce Harper, L OBP: 0.387, SLG: 0.501 1 Wilmer Difo, S OBP: 0.301, SLG: 0.374											2	1	1	0	2	0	1			
14 Mark Reynolds, R OBP: 0.345, SLG: 0.520											3	1	0	1	2	0	4			
22 Juan Soto, L OBP: 0.416, SLG: 0.506											5	0	1	2	0	1	3			
16 Victor Robles, R OBP: 0.250, SLG: 0.143										3	0	0	0	0	0	2				
32 Matt Wieters, S OBP: 0.309, SLG: 0.350											3	2	1	1	1	0	1			
5 Adrián Sanchez, R OBP: 0.222, SLG: 0.231											3	2	1	0	1	2				
31 Max Scherzer, R OBP: 0.303, SLG: 0.302											4	1	1	1	0	1	2			
Inning Stats	R: 3 H: 2 E: 0 K: 2 S: 16	H: 2 LOB: 3 BB: 3 P: 31	R: 0 H: 0 E: 1 K: 1 S: 11	H: 0 LOB: 1 BB: 1 P: 19	R: 0 H: 0 E: 0 K: 0 S: 9	H: 0 LOB: 0 BB: 0 P: 13	R: 0 H: 0 E: 0 K: 0 S: 9	H: 0 LOB: 0 BB: 0 P: 11	R: 0 H: 1 E: 0 K: 0 S: 10	H: 1 LOB: 1 BB: 1 P: 16	R: 5 H: 2 E: 2 K: 1 S: 15	H: 2 LOB: 1 BB: 2 P: 31	R: 2 H: 1 E: 0 K: 0 S: 13	H: 1 LOB: 1 BB: 1 P: 29	R: 0 H: 0 E: 0 K: 0 S: 3	H: 0 LOB: 0 BB: 1 P: 8	1B: 6 2B: 0 3B: 0 HR: 0	SF: 0 SAC: 0 DP: 2 HBP: 1	WP: 2 PB: 0 SB: 3 CS: 0	PA: 41
PITCHER 64 Jaime Garcia, L ERA: 6.27 20 Brandon Kintzler, R ERA: 4.5 29 Jorge De La Rosa, L ERA: 3.63 47 Randy Rosario, L ERA: 3.35 17 James Norwood, R ERA: 5.87	IP: 0.1 WLS: L BF: 8 H: 1 R: 0 ER: 0 SO: 2 BB: 3 IBB: 0 HBP: 0 BLK: 0 WP: 0 HR: 0 S: 23 P: 27 ERA: 0.00 WHIP: 0.600																			
PITCHER 21 Tyler Chatwood, R ERA: 5.3	IP: 2.0 WLS: W BF: 9 H: 1 R: 2 ER: 2 SO: 2 BB: 2 IBB: 0 HBP: 1 BLK: 0 WP: 1 HR: 0 S: 16 P: 37 ERA: 9.00 WHIP: 1.500																			

AB	34
R	3
H	9
RBI	3
BB	0
SO	11
LOB	14



WP	0
PA	36

AB	31
R	10
H	6
RBI	8
BB	9
SO	4
LOB	19



WP	2
PA	41

Batter	1	2	3	4	5	6	7	8	9	10	AB	R	H	RBI	BB	SO	LOB	TOP				
2 Adam Eaton, L OBP: 0.378, SLG: 0.407 60 Justin Miller, R (9, 1)	G4-3		B5-3					G6-4-3	BB		2	0	0	0	2	0	0	0				
33 Matt Grace, L OBP: 0.500, SLG: 0.500 51 Wander Suero, R (9, 1)	G4-3		K					G6-4-3	BB		4	0	0	1	1	2	2	0				
34 Bryce Harper, R OBP: 0.390, SLG: 0.503 (9, 9)	K							G1-3	K		5	0	0	0	0	4	4	0				
6 Anthony Rendon, R OBP: 0.360, SLG: 0.503 (1, 5)		22 BB								G4-3	23	0	0	0	3	1	0	0				
22 Juan Soto, L OBP: 0.421, SLG: 0.529 (1, 7)		2B						G6-3			4	3	3	4	1	0	0	0				
14 Mark Reynolds, R OBP: 0.340, SLG: 0.508 (1, 3)		K						F9			5	0	0	0	0	3	3	0				
32 Matt Wieters, S OBP: 0.313, SLG: 0.358 3 Michael Taylor, R OBP: 0.286, SLG: 0.355 (9, 8)	P3							L9		G1-3	4	0	2	1	0	0	1	0				
5 Adrián Sánchez, R OBP: 0.235, SLG: 0.333 11 Ryan Zimmerman, R OBP: 0.337, SLG: 0.496 1 Wilmer Difo, S OBP: 0.300, SLG: 0.371 (9, 4)	G6-3							P3		FC5-4	1	0	0	0	0	0	2	0				
57 Tanner Roark, R OBP: 0.211, SLG: 0.288 55 Tim Collins, L (6, 1)								K		BB	2	0	0	0	0	1	0	0				
16 Victor Robles, R OBP: 0.310, SLG: 0.395 53 Austen Williams, R (7, 1)								L8		BB	0	0	0	0	0	0	0	0				
81 Kyle McGowin, R OBP: 0.201, SLG: 0.338 45 Andrew Stevenson, L OBP: 0.261, SLG: 0.338 64 Spencer Kieboom, R OBP: 0.288, SLG: 0.286 (9, 9)								K		BB	0	0	0	0	0	0	0	0				
Inning Stats	R: 0 E: 0 K: 1 S: 8	H: 0 LOB: 0 BB: 0 P: 16	R: 1 E: 0 K: 13 S: 13	H: 1 LOB: 1 BB: 1 P: 26	R: 0 E: 0 K: 2 S: 7	H: 0 LOB: 0 BB: 0 P: 10	R: 2 E: 1 K: 15 S: 15	H: 2 LOB: 1 BB: 1 P: 22	R: 0 E: 0 K: 2 S: 11	H: 0 LOB: 0 BB: 0 P: 16	R: 0 E: 0 K: 1 S: 11	H: 0 LOB: 0 BB: 0 P: 18	R: 0 E: 0 K: 0 S: 7	H: 0 LOB: 0 BB: 1 P: 14	R: 3 E: 0 K: 2 S: 26	H: 2 LOB: 3 BB: 4 P: 48	R: 1 E: 0 K: 11 S: 15	H: 1 LOB: 0 BB: 0 P: 15	1B: 2 2B: 2 3B: 0 HR: 2	SF: 0 SAC: 0 DP: 1 HBP: 1	WP: 1 PB: 1 SB: 1 CS: 0	PA: 43
PITCHER	IP WLS BF H R ER SO BB IBB HBP BLK WP HR S P ERA WHIP	49 Jake Arrieta, R ERA: 3.66 93 Pat Neshek, R ERA: 1.29 61 Edubray Ramos, R ERA: 2.09 70 Luis Avilán, L ERA: 3.77 58 Seranthony Dominguez, R ERA: 3.29	5.0 0 21 3 3 3 7 2 0 1 0 0 0 1 54 88 5.40 1.000	57 Luis Garcia, R ERA: 4.5 53 Yackel Rios, R ERA: 5.88	(9, 1) (10, 1)	0.1 L B 2 0 0 0 1 0 0 0 0 1 1 1 1 0 0 0 0 0 1 11 15 9.00 1.000																

Washington Nationals @ Philadelphia Phillies
Citizens Bank Park, Philadelphia, PA
Tue Sep 11 2018, 7:17 PM - 11:32 PM EDT
Att. 19,630 - Cloudy - 74 F


livebaseballscores.com
AB 35
R 7
H 6
RBI 7
BB 7
SO 12
LOB 14



Batter	1	2	3	4	5	6	7	8	9	10	AB	R	H	RBI	BB	SO	LOB	BOTTOM						
16 César Hernández, S OBP: 0.363, SLG: 0.358 (1, 4)	G3		K					L6		F9	5	1	1	1	0	1	2	0						
17 Rhys Hoskins, R OBP: 0.363, SLG: 0.502 (1, 7)	2B							L6		F9	5	1	3	1	0	0	2	0						
40 Wilson Ramos, R OBP: 0.316, SLG: 0.409 25 Dylan Cozens, L OBP: 0.286, SLG: 0.358 70 Luis Avilán, L (8, 1)	G6-3							L6		F3	4	0	3	2	0	0	1	0						
58 Seranthony Dominguez, R (8, 1)								L6		FC1-6-4	0	0	0	0	0	0	0	0						
57 Luis Garcia, R (9, 1)								L6		FC1-6-4	1	0	0	0	0	0	2	0						
2 J.P. Crawford, L OBP: 0.313, SLG: 0.344 53 Yackel Rios, R (10, 1)								L6		FC1-6-4	0	0	0	0	0	0	0	0						
41 Carlos Santana, S OBP: 0.350, SLG: 0.425 (1, 3)	G3							G4-6-3		IBB	4	0	1	0	1	0	4	0						
5 Nick Williams, L OBP: 0.327, SLG: 0.431 19 José Bautista, R OBP: 0.339, SLG: 0.367 (6, 9)	P5							L6		F8	2	1	1	0	0	0	0	0						
7 Maikel Franco, R OBP: 0.311, SLG: 0.468 18 Pedro Florimón, S OBP: 0.290, SLG: 0.438 (8, 6)	G6-3							K		F8	3	1	1	1	0	0	5	0						
37 Odúbel Herrera, L OBP: 0.315, SLG: 0.430 (1, 8)	G6-3							K		F8	3	1	1	1	0	0	5	0						
4 Scott Kingery, R OBP: 0.269, SLG: 0.337 13 Adrián Cabrera, S OBP: 0.316, SLG: 0.467 (8, 5)	G5-3							G5-3		K	1	0	0	0	0	0	0	0						
49 Jake Arrieta, R OBP: 0.200, SLG: 0.214 33 Justin Smoak, L OBP: 0.284, SLG: 0.411 93 Pat Neshek, S (8, 1)								G5-3		L9	1	0	0	0	0	0	0	0						
23 Aaron Altherr, R OBP: 0.261, SLG: 0.334 61 Edubray Ramos, R (7, 1)								G5-3		L9	2	1	1	1	2	0	0	0						
38 Jimmy Rollins, R OBP: 0.317, SLG: 0.530 (10, 9)								G5-3		L9	1	0	0	0	0	0	0	0						
Inning Stats	R: 0 E: 0 K: 0 S: 6	H: 1 LOB: 1 BB: 0 P: 10	R: 0 E: 0 K: 0 S: 6	H: 1 LOB: 0 BB: 0 P: 7	R: 0 E: 0 K: 2 S: 11	H: 0 LOB: 0 BB: 0 P: 15	R: 0 E: 0 K: 0 S: 9	H: 1 LOB: 0 BB: 0 P: 14	R: 5 E: 0 K: 0 S: 20	H: 7 LOB: 2 BB: 0 P: 29	R: 0 E: 0 K: 2 S: 11	H: 0 LOB: 1 BB: 1 P: 19	R: 0 E: 0 K: 0 S: 11	H: 2 LOB: 2 BB: 0 P: 18	R: 1 E: 0 K: 1 S: 9	H: 1 LOB: 0 BB: 0 P: 13	R: 0 E: 0 K: 0 S: 18	H: 0 LOB: 3 BB: 2 P: 30	R: 0 E: 0 K: 1 S: 9	H: 0 LOB: 2 BB: 0 P: 21	1B: 7 2B: 6 3B: 0 HR: 1	SF: 0 SAC: 0 DP: 3 HBP: 1	WP: 0 PB: 0 SB: 0 CS: 0	PA: 46
PITCHER	IP WLS BF H R ER SO BB IBB HBP BLK WP HR S P ERA WHIP	57 Tanner Roark, R ERA: 4.37 55 Tim Collins, L ERA: 3.38 52 Jimmy Cordero, R ERA: 4.91 53 Austen Williams, R ERA: 5.79 61 Kyle McGowin, R ERA: 9.0	4.2 1.0 0.1 1.0 1.0 1.0 4.2	60 Justin Miller, R ERA: 3.91 33 Matt Grace, L ERA: 2.73 51 Wander Suero, R ERA: 3.32 56 Greg Holland, R ERA: 5.05	(9, 1) (9, 1) (9, 1) (10, 1)	0.1 0.1 0.1 1.0																		

Washington Nationals @ Philadelphia Phillies
Citizens Bank Park, Philadelphia, PA
Tue Sep 11 2018, 7:17 PM - 11:32 PM EDT
Att. 19,630 - Cloudy - 74 F

livebaseballscores.com
AB 40
R 6
H 13
RBI 6
BB 5
SO 6
LOB 21



Batter	1	2	3	4	5	6	7	8	9	AB R H RBI BB SO LOB	TOP											
2 Adam Eaton, L (1,9) OBP: 0.377, SLG: 0.408	G5-3	K			P3		2B			4 0 1 0 0 1 0	Washington Nationals @ Philadelphia Phillies Citizens Bank Park, Philadelphia, PA Wed Sep 12 2018, 7:09 PM - 10:05 PM EDT Att: 20,258 - Cloudy - 77 F											
7 Trea Turner, R (1,6) OBP: 0.336, SLG: 0.405	34 HR		G4-3		G5-3		G6-3			4 1 1 0 0 0 1												
34 Bryce Harper, L (1,8) OBP: 0.389, SLG: 0.507	1B		K		G3-1			G3		4 1 1 2 0 1 0												
6 Anthony Rendon, R (1,5) OBP: 0.361, SLG: 0.507	11 1B		K		G4-3			G3-1	2B	4 1 2 0 0 1 0												
22 Juan Soto, L (1,7) OBP: 0.420, SLG: 0.534	F8		K		HR			G3-1		4 1 1 1 0 1 2												
11 Ryan Zimmerman, R (1,3) OBP: 0.336, SLG: 0.505	2H		HR		G6-3			G3-1		4 1 2 2 0 0 1												
32 Matt Wieters, S (1,2)	P6		1B		K			F7		4 0 1 0 0 1 1												
1 Wilmer Difo, S (1,4)		K			L8			K		3 0 0 0 1 2 0												
37 Stephen Strasburg, R (1,1) OBP: 0.154, SLG: 0.108		G6-3			K			K		3 0 0 0 0 1 2												
30 Koda Glover, R (8,1) OBP: 0.297, SLG: 0.333			G4-6-3							0 0 0 0 0 0 0												
45 Andrew Stevenson, L (9,PH) OBP: 0.300, SLG: 0.368										1 0 0 0 0 1 0												
51 Wander Suero, R (9,1) OBP: 0.312, SLG: 0.356										0 0 0 0 0 0 0												
Inning Stats	R: 3 E: 0 K: 0 S: 13	H: 4 LOB: 1 BB: 0 P: 18	R: 0 E: 0 K: 2 S: 11	H: 0 LOB: 0 BB: 0 P: 16	R: 0 E: 0 K: 2 S: 10	H: 0 LOB: 0 BB: 0 P: 14	R: 1 E: 0 K: 1 S: 11	H: 2 LOB: 1 BB: 1 P: 20	R: 0 E: 0 K: 0 S: 4	H: 0 LOB: 0 BB: 0 P: 6	R: 1 E: 0 K: 1 S: 12	H: 1 LOB: 0 BB: 0 P: 20	R: 0 E: 0 K: 1 S: 9	H: 1 LOB: 1 BB: 0 P: 11	R: 0 E: 0 K: 0 S: 15	H: 1 LOB: 1 BB: 0 P: 20	R: 0 E: 0 K: 2 S: 12	H: 0 LOB: 0 BB: 0 P: 18	1B: 3 2B: 3 3B: 0 HR: 3	SF: 0 SAC: 0 DP: 1 HBP: 0	WP: 0 PB: 0 SB: 0 CS: 0	PA: 36
PITCHER	IP WLS BF H R ER SO BB IBB HBP BLK WP HR S P ERA WHIP											IP WLS BF H R ER SO BB IBB HBP BLK WP HR S P ERA WHIP										
27 Aaron Nola, R (1,1) ERA: 2.42	5.0 L 21 6 4 4 5 1 0 0 0 0 0 2 49 74 7.20 1.400																					
53 Yackel Rios, R (6,1) ERA: 5.63	0.1 1 0 0 0 0 0 0 0 0 0 0 0 1 3 0.00 0.000																					
54 Austin Davis, L (6,1) ERA: 3.64	1.2 7 2 1 1 2 0 0 0 0 0 0 1 20 28 5.40 1.200																					
51 Enyel De Los Santos, R (8,1) ERA: 5.14	2.0 7 1 0 0 2 0 0 0 0 0 0 0 27 38 0.00 0.500																					

Batter	1	2	3	4	5	6	7	8	9	AB R H RBI BB SO LOB	BOTTOM											
16 César Hernández, S (1,4) OBP: 0.361, SLG: 0.355	K		G4-3		K			L7		4 0 0 0 0 2 1	Washington Nationals @ Philadelphia Phillies Citizens Bank Park, Philadelphia, PA Wed Sep 12 2018, 7:09 PM - 10:05 PM EDT Att: 20,258 - Cloudy - 77 F											
17 Rhys Hoskins, R (1,7) OBP: 0.362, SLG: 0.499	G6-3		K		P2			19 FC6-4	BB	3 0 0 0 1 1 1												
5 Nick Williams, L (1,9) OBP: 0.325, SLG: 0.428	K		F7		K			FC6-4		3 0 0 0 0 2 0												
19 José Bautista, R (6,PH) OBP: 0.338, SLG: 0.365	K							F7		1 0 0 0 0 0 1												
41 Carlos Santana, S (1,3) OBP: 0.350, SLG: 0.426		G3-1			P2			F7		4 0 1 0 0 0 1												
13 Asdrúbal Cabrera, S (1,5) OBP: 0.315, SLG: 0.465			F7					F8		4 0 1 0 0 0 1												
37 Odúbel Herrera, L (1,8) OBP: 0.313, SLG: 0.427		F8			F8			G1-3		4 0 0 0 0 0 2												
2 J.P. Crawford, L (1,6) OBP: 0.328, SLG: 0.390					HR			K		4 1 3 1 0 1 0												
38 Jorge Alfaro, R (1,2) OBP: 0.318, SLG: 0.393								F7		1 0 0 0 0 1 2												
15 Andrew Knapp, S (7,PH) OBP: 0.316, SLG: 0.348					HBP					1 0 0 0 0 0 1												
27 Aaron Nola, R (1,1) OBP: 0.377, SLG: 0.408					K					1 0 0 0 0 1 0												
33 Justin Bour, L (5,PH) OBP: 0.345, SLG: 0.410										1 0 0 0 0 0 1												
53 Yackel Rios, R (6,1) ERA: 5.63										0 0 0 0 0 0 0												
54 Austin Davis, L (6,1) ERA: 3.64										0 0 0 0 0 0 0												
25 Dylan Cozens, L (7,PH) OBP: 0.300, SLG: 0.322										1 0 0 0 0 1 1												
51 Enyel De Los Santos, R (8,1) ERA: 5.14										0 0 0 0 0 0 0												
Inning Stats	R: 0 E: 0 K: 2 S: 9	H: 0 LOB: 0 BB: 0 P: 12	R: 0 E: 0 K: 1 S: 10	H: 2 LOB: 2 BB: 0 P: 17	R: 0 E: 0 K: 2 S: 8	H: 0 LOB: 0 BB: 0 P: 13	R: 0 E: 0 K: 0 S: 7	H: 1 LOB: 1 BB: 0 P: 10	R: 1 E: 0 K: 2 S: 11	H: 1 LOB: 1 BB: 0 P: 17	R: 0 E: 0 K: 1 S: 8	H: 0 LOB: 0 BB: 0 P: 12	R: 0 E: 0 K: 1 S: 11	H: 1 LOB: 1 BB: 0 P: 20	R: 0 E: 0 K: 0 S: 15	H: 0 LOB: 1 BB: 1 P: 23	R: 0 E: 0 K: 1 S: 8	H: 0 LOB: 0 BB: 0 P: 10	1B: 3 2B: 1 3B: 0 HR: 1	SF: 0 SAC: 0 DP: 0 HBP: 1	WP: 0 PB: 0 SB: 0 CS: 0	PA: 34
PITCHER	IP WLS BF H R ER SO BB IBB HBP BLK WP HR S P ERA WHIP											IP WLS BF H R ER SO BB IBB HBP BLK WP HR S P ERA WHIP										
37 Stephen Strasburg, R (1,1) ERA: 3.67	7.0 W 27 5 1 1 9 0 0 0 0 0 0 0 15 23 0.00 1.000																					
30 Koda Glover, R (8,1) ERA: 2.84	1.0 4 0 0 0 0 1 0 0 0 0 0 0 15 23 0.00 1.000																					
51 Wander Suero, R (9,1) ERA: 3.24	1.0 3 0 0 0 1 0 0 0 0 0 0 0 8 10 0.00 0.000																					

Batter	1	2	3	4	5	6	7	8	9	10	AB	R	H	RBI	BB	SO	LOB	TOP						
44 Anthony Rizzo, L OBP: 0.374, SLG: 0.473			P6		L8			G3-1		L4	5	0	2	0	0	0	2	Chicago Cubs @ Washington Nationals Nationals Park, Washington, DC Thu Sep 13 2018, 4:05 PM - 7:52 PM EDT Att. 30,173 - Partly Cloudy - 78 F						
17 Kris Bryant, R OBP: 0.381, SLG: 0.471	P3		CS		P3			G3-1		3 1B 9 1B	5	2	3	0	0	0	1							
3 Daniel Murphy, L OBP: 0.324, SLG: 0.441	P5				F8			G3-1		40 BB 46 BB 9 1B	5	0	1	0	0	1	3							
9 Javier Báez, R OBP: 0.330, SLG: 0.568	G4-3				7 1B					40 BB	4	2	3	3	1	0	0							
7 Victor Caratini, S OBP: 0.330, SLG: 0.344					HR					3 1B	2	0	1	1	0	0	0							
40 Wilson Contreras, R OBP: 0.353, SLG: 0.400					G1-3					BB	1	0	0	0	1	1	3							
13 David Bote, R OBP: 0.317, SLG: 0.432					1B					BB	3	0	0	0	0	1	2							
18 Ben Zobrist, S OBP: 0.383, SLG: 0.452	L9				F9					G5-2-3	1	0	0	0	0	1	3							
32 Brian Duensing, L OBP: 0.353, SLG: 0.400					K						0	0	0	0	0	0	0							
46 Pedro Strop, R OBP: 1.000, SLG: 1.000					K						0	0	0	0	0	0	3							
47 Randy Rosario, L OBP: 0.318, SLG: 0.346	P6				P3						4	0	0	0	0	0	2							
38 Mike Montgomery, L OBP: 0.133, SLG: 0.107					G5-3						2	0	0	0	0	0	0							
43 Jesse Chavez, R OBP: 0.330, SLG: 0.441					G3-1						0	0	0	0	0	0	0							
29 Jorge De La Rosa, L OBP: 0.330, SLG: 0.441											0	0	0	0	0	0	0							
41 Steve Cistek, R OBP: 0.330, SLG: 0.441											0	0	0	0	0	0	0							
5 Albert Almora Jr., R OBP: 0.330, SLG: 0.441											2	0	0	0	0	0	0							
8 Ian Happ, S OBP: 0.354, SLG: 0.409											1	0	0	0	2	0	0							
6 Carl Edwards Jr., R OBP: 0.333, SLG: 0.333											0	0	0	0	0	0	0							
37 Justin Wilson, L OBP: 0.333, SLG: 0.333											0	0	0	0	0	0	0							
1 Terrance Gore, R OBP: 0.333, SLG: 0.333											1	0	0	0	0	0	1							
Inning Stats	R: 0 E: 0 K: 0 S: 9	H: 1 LOB: 0 BB: 10 P: 10	R: 0 E: 0 K: 0 S: 8	H: 0 LOB: 1 BB: 0 P: 13	R: 0 E: 0 K: 0 S: 7	H: 0 LOB: 0 BB: 1 P: 15	R: 2 E: 0 K: 2 S: 17	H: 3 LOB: 1 BB: 25 P: 25	R: 0 E: 0 K: 0 S: 6	H: 0 LOB: 1 BB: 1 P: 11	R: 1 E: 0 K: 2 S: 11	H: 1 LOB: 0 BB: 0 P: 16	R: 0 E: 0 K: 0 S: 7	H: 0 LOB: 0 BB: 0 P: 17	R: 0 E: 1 K: 0 S: 6	H: 0 LOB: 0 BB: 0 P: 11	R: 1 E: 0 K: 0 S: 12	H: 3 LOB: 2 BB: 20 P: 20	1B: 7 2B: 3 3B: 0 HR: 1	SF: 0 SAC: 0 DP: 2 HBP: 1	WP: 0 PB: 0 SB: 0 CS: 1	PA: 43		
PITCHER	IP WLS BF H R ER SO BB IBB HBP BLK WP HR S P ERA WHIP	41 Joe Ross, R ERA: 3.6	55 Tim Collins, L ERA: 3.32	52 Jimmy Cordero, R ERA: 4.97	33 Matt Grace, L ERA: 2.72	56 Greg Holland, R ERA: 4.97	PITCHER	IP WLS BF H R ER SO BB IBB HBP BLK WP HR S P ERA WHIP	62 Sean Doolittle, L ERA: 1.79	30 Kodie Glover, R ERA: 2.7	41 Joe Ross, R ERA: 3.6	55 Tim Collins, L ERA: 3.32	52 Jimmy Cordero, R ERA: 4.97	33 Matt Grace, L ERA: 2.72	56 Greg Holland, R ERA: 4.97	62 Sean Doolittle, L ERA: 1.79	30 Kodie Glover, R ERA: 2.7	41 Joe Ross, R ERA: 3.6	55 Tim Collins, L ERA: 3.32	52 Jimmy Cordero, R ERA: 4.97	33 Matt Grace, L ERA: 2.72	56 Greg Holland, R ERA: 4.97	62 Sean Doolittle, L ERA: 1.79	30 Kodie Glover, R ERA: 2.7

Chicago Cubs @ Washington Nationals
Nationals Park, Washington, DC
Thu Sep 13 2018, 4:05 PM - 7:52 PM EDT
Att. 30,173 - Partly Cloudy - 78 F

AB 37
R 4
H 10
RBI 4
BB 4
SO 4
LOB 20



Batter	1	2	3	4	5	6	7	8	9	10	AB	R	H	RBI	BB	SO	LOB	BOTTOM								
16 Victor Robles, R OBP: 0.278, SLG: 0.143	F9		7 WP 1B		SF8			7 S 2B BB		P3	3	1	1	1	1	0	0	Chicago Cubs @ Washington Nationals Nationals Park, Washington, DC Thu Sep 13 2018, 4:05 PM - 7:52 PM EDT Att. 30,173 - Partly Cloudy - 78 F								
7 Trea Turner, R OBP: 0.337, SLG: 0.405	L6		L3		K			34 S 2B		K	5	0	1	1	0	2	2									
34 Bryce Harper, L OBP: 0.368, SLG: 0.503	F7				K			1B IBB		F7	4	0	0	0	1	2	1									
6 Anthony Rendon, R OBP: 0.359, SLG: 0.503			G6-3		BB			L9		P3	4	0	0	0	1	1	2									
22 Juan Soto, L OBP: 0.417, SLG: 0.529			B2		K			11 BB 1B		G4-3	5	0	1	0	0	1	1									
11 Ryan Zimmerman, R OBP: 0.337, SLG: 0.500			G3-1		L7			G5-3		K	4	0	0	0	1	1	1									
5 Adrián Sanchez, R OBP: 0.250, SLG: 0.343			F8								2	1	1	0	0	0	0									
1 Wilmer Difo, S OBP: 0.301, SLG: 0.368					45 1B 16 SF8 1B			F9			2	0	1	0	0	0	2									
64 Spencer Kieboom, R OBP: 0.292, SLG: 0.318					L9						2	1	1	1	0	0	1									
2 Adlin Esterson, L OBP: 0.278, SLG: 0.143					HR						1	0	0	0	0	0	0									
33 Matt Chisholm, L OBP: 0.278, SLG: 0.143											0	0	0	0	0	0	0									
56 Greg Holland, R OBP: 0.337, SLG: 0.405											0	0	0	0	0	0	0									
14 Mark Reynolds, R OBP: 0.278, SLG: 0.143											0	0	0	0	0	0	0									
62 Sean Doolittle, L OBP: 0.337, SLG: 0.405											0	0	0	0	0	0	0									
30 Kodie Glover, R OBP: 0.337, SLG: 0.405											0	0	0	0	0	0	0									
41 Joe Ross, R OBP: 0.250, SLG: 0.343											1	0	1	0	0	0	0									
45 Andrew Stevenson, L OBP: 0.278, SLG: 0.143											1	0	1	0	0	0	0									
55 Tim Collins, L ERA: 3.32											0	0	0	0	0	0	0									
52 Jimmy Cordero, R ERA: 4.97											0	0	0	0	0	0	0									
32 Matt Grace, L ERA: 2.72											0	0	0	0	0	0	0									
32 Matt Wieters, S OBP: 0.292, SLG: 0.318											2	0	0	0	0	0	0									
Inning Stats	R: 0 E: 0 K: 0 S: 6	H: 0 LOB: 0 BB: 0 P: 10	R: 0 E: 0 K: 0 S: 4	H: 0 LOB: 0 BB: 0 P: 7	R: 1 E: 0 K: 0 S: 11	H: 2 LOB: 1 BB: 18 P: 18	R: 0 E: 0 K: 2 S: 14	H: 0 LOB: 1 BB: 23 P: 23	R: 1 E: 0 K: 1 S: 13	H: 2 LOB: 1 BB: 20 P: 20	R: 0 E: 0 K: 2 S: 13	H: 1 LOB: 2 BB: 26 P: 26	R: 1 E: 0 K: 0 S: 16	H: 1 LOB: 2 BB: 28 P: 28	R: 0 E: 0 K: 1 S: 8	H: 1 LOB: 1 BB: 10 P: 10	R: 0 E: 0 K: 1 S: 9	H: 0 LOB: 1 BB: 13 P: 13	R: 0 E: 0 K: 1 S: 6	H: 0 LOB: 0 BB: 12 P: 12	1B: 5 2B: 1 3B: 0 HR: 1	SF: 1 SAC: 0 DP: 0 HBP: 0	WP: 2 PB: 0 SB: 2 CS: 0	PA: 42		
PITCHER	IP WLS BF H R ER SO BB IBB HBP BLK WP HR S P ERA WHIP	38 Mike Montgomery, L ERA: 3.87	43 Jesse Chavez, R ERA: 2.78	29 Jorge De La Rosa, L ERA: 2.78	41 Steve Cistek, R ERA: 2.33	6 Carl Edwards Jr., R ERA: 2.44	PITCHER	IP WLS BF H R ER SO BB IBB HBP BLK WP HR S P ERA WHIP	37 Justin Wilson, L ERA: 2.92	32 Brian Duensing, L ERA: 1.68	46 Pedro Strop, R ERA: 2.26	47 Randy Rosario, L ERA: 3.2	38 Mike Montgomery, L ERA: 3.87	43 Jesse Chavez, R ERA: 2.78	29 Jorge De La Rosa, L ERA: 2.78	41 Steve Cistek, R ERA: 2.33	6 Carl Edwards Jr., R ERA: 2.44	37 Justin Wilson, L ERA: 2.92	32 Brian Duensing, L ERA: 1.68	46 Pedro Strop, R ERA: 2.26	47 Randy Rosario, L ERA: 3.2	38 Mike Montgomery, L ERA: 3.87	43 Jesse Chavez, R ERA: 2.78	29 Jorge De La Rosa, L ERA: 2.78	41 Steve Cistek, R ERA: 2.33	6 Carl Edwards Jr., R ERA: 2.44

Chicago Cubs @ Washington Nationals
Nationals Park, Washington, DC
Thu Sep 13 2018, 4:05 PM - 7:52 PM EDT
Att. 30,173 - Partly Cloudy - 78 F

AB 37
R 3
H 7
RBI 3
BB 4
SO 8
LOB 11



Batter	1	2	3	4	5	6	7	8	9	AB	R	H	RBI	BB	SO	LOB	TOP					
16 Victor Robles, R (1.8) OBP: 0.250, SLG: 0.150	F8	L8		34 BB 7 FC6-5 1B		G5-3			L6	5	0	1	0	0	0	0	Washington Nationals @ Atlanta Braves SunTrust Park, Atlanta, GA Sun Sep 16 2018, 1:39 PM - 4:53 PM EDT Att: 33,403 - Partly Cloudy - 77 F					
7 Trea Turner, R (1.6) OBP: 0.397, SLG: 0.403		G6-3		FC6-5 34 BB 1B		K			G6-3	5	1	1	0	0	1	2						
34 Bryce Harper, L (1.9) OBP: 0.391, SLG: 0.505	HR			6 HR BB					G4-3	3	3	2	2	2	0	0						
6 Anthony Rendon, R (1.5) OBP: 0.366, SLG: 0.511	22 1B 11 FC3-6 BB			P4					22 1B 1B	4	2	3	2	1	0	3						
22 Juan Soto, L (1.7) OBP: 0.421, SLG: 0.532	11 FC3-6 1B			K					G1-6-3 1B	5	0	2	1	0	1	4						
11 Ryan Zimmerman, R (1.3) OBP: 0.340, SLG: 0.500	FC3-6 32 1B			1B					F9	5	0	1	1	0	0	3						
32 Matt Wieters, S (1.2) OBP: 0.315, SLG: 0.349	1B			P4					L6	3	0	1	0	1	0	1						
5 Adrián Sanchez, R (1.4) OBP: 0.220, SLG: 0.300	F8			K					FC6-4	4	0	0	0	0	1	4						
57 Tanner Roark, R (1.1) OBP: 0.317, SLG: 0.259				K					F8	2	0	0	0	1	1	0						
55 Tim Collins, L (0.1) OBP: 0.000, SLG: 0.000										0	0	0	0	0	0	0						
51 Wander Suero, R (0.1) OBP: 0.000, SLG: 0.000										0	0	0	0	0	0	0						
45 Andrew Stevenson, L (0.1) OBP: 0.000, SLG: 0.000										0	0	0	0	0	0	0						
33 Matt Grace, L (0.1) OBP: 0.000, SLG: 0.000										0	0	0	0	0	0	0						
56 Greg Holland, R (0.1) OBP: 0.000, SLG: 0.000										0	0	0	0	0	0	0						
62 Sean Doolittle, L (0.1) OBP: 0.000, SLG: 0.000										0	0	0	0	0	0	0						
Inning Stats	R: 3 H: 4 E: 0 K: 0 S: 19	H: 4 LOB: 2 BB: 1 P: 31	R: 0 H: 0 E: 0 K: 1 S: 7	H: 0 LOB: 0 BB: 0 P: 11	R: 2 H: 2 E: 0 K: 2 S: 19	H: 2 LOB: 1 BB: 1 P: 31	R: 0 H: 1 E: 0 K: 0 S: 14	H: 1 LOB: 3 BB: 2 P: 30	R: 0 H: 0 E: 0 K: 0 S: 6	H: 0 LOB: 0 BB: 0 P: 10	R: 0 H: 0 E: 0 K: 1 S: 8	H: 0 LOB: 0 BB: 0 P: 11	R: 0 H: 1 E: 0 K: 0 S: 7	H: 0 LOB: 1 BB: 0 P: 8	R: 0 H: 0 E: 0 K: 0 S: 8	H: 0 LOB: 1 BB: 0 P: 15	R: 1 H: 3 E: 0 K: 0 S: 12	H: 3 LOB: 2 BB: 0 P: 20	1B: 9 2B: 0 3B: 0 HR: 2	SF: 0 SAC: 0 DP: 1 HBP: 0	WP: 0 PB: 0 CS: 0	PA: 42
PITCHER	IP WLS BF H R ER SO BB IBB HBP BLK WP HR S P ERA WHIP																					
15 Sean Newcomb, L (1.1) ERA: 4.04	3.0 L 17 6 5 5 3 2 0 0 0 0 0 2 45 73 15.00 2.667																					
73 Kyle Wright, R (4.1) ERA: 1.8	2.0 9 1 0 0 0 2 0 0 0 0 0 0 20 40 0.00 1.500																					
51 Shane Bieber, R (6.1) ERA: 2.8	2.0 6 1 0 0 1 0 0 0 0 0 0 0 15 19 0.00 0.500																					
61 Chad Sobotka, R (8.1) ERA: 2.81	1.0 4 0 0 0 0 1 0 0 0 0 0 0 8 15 0.00 1.000																					
46 Brad Brach, R (9.1) ERA: 3.02	1.0 6 3 1 1 0 0 0 0 0 0 0 0 12 20 9.00 3.000																					
Batter	1	2	3	4	5	6	7	8	9	AB	R	H	RBI	BB	SO	LOB	BOTTOM					
13 Ronald Acuña Jr., R (1.7) OBP: 0.369, SLG: 0.574	P3		F8		F8		P4		K	5	0	0	0	0	1	3	Washington Nationals @ Atlanta Braves SunTrust Park, Atlanta, GA Sun Sep 16 2018, 1:39 PM - 4:53 PM EDT Att: 33,403 - Partly Cloudy - 77 F					
1 Ozzie Albies, S (1.4) OBP: 0.310, SLG: 0.465	P5		L9		F8		F9			4	0	0	0	0	0	3						
5 Freddie Freeman, L (1.3) OBP: 0.384, SLG: 0.494	1B		K		G4-3		L7			4	0	1	0	0	1	2						
22 Nick Markakis, L (1.9) OBP: 0.373, SLG: 0.457	F7		L8		8 1B 2B		8 HR 1B			4	1	2	0	0	0	1						
8 Charlie Culberson, R (1.5) OBP: 0.330, SLG: 0.494	K		L9		2B		1B		HR	4	1	2	2	0	1	0						
11 Ender Inciarte, L (1.8) OBP: 0.316, SLG: 0.380	G6-3		25 HR BB		K		K		L3	3	1	0	0	1	1	2						
25 Tyler Flowers, R (1.2) OBP: 0.351, SLG: 0.357	K				K		K		K	2	1	1	2	0	1	0						
20 Lucas Duda, L (6.1PH) OBP: 0.308, SLG: 0.415	K				K		K		K	1	0	0	0	0	1	2						
24 Kurt Suzuki, R (7.2) OBP: 0.331, SLG: 0.452			HR		HR					1	0	0	0	0	1	0						
7 Dansby Swanson, R (1.6) OBP: 0.304, SLG: 0.403			14 BB P3		P3		27 G3 1B		G6-3	4	0	2	0	0	0	0						
15 Sean Newcomb, L (1.1) ERA: 4.04	3.0 L 17 6 5 5 3 2 0 0 0 0 0 2 45 73 15.00 2.667																					
14 Roel Pinto, L (0.1) ERA: 0.00	0.1 H 1 0 0 0 1 0 0 0 0 0 0 0 3 3 0.00 0.000																					
73 Kyle Wright, R (4.1) ERA: 1.8	2.0 9 1 0 0 0 2 0 0 0 0 0 0 20 40 0.00 1.500																					
51 Wander Suero, R (6.1) ERA: 3.14	1.1 H 5 1 0 0 1 0 0 0 0 0 0 0 10 17 0.00 0.750																					
33 Matt Grace, L (8.1) ERA: 2.8	0.1 H 2 1 1 1 0 0 0 0 0 0 0 0 6 8 27.00 3.000																					
56 Greg Holland, R (8.1) ERA: 3.1	0.2 H 3 1 1 1 1 0 0 0 0 0 0 0 1 7 10 13.50 1.500																					
Inning Stats	R: 0 H: 1 E: 0 K: 0 S: 8	H: 1 LOB: 1 BB: 0 P: 14	R: 0 H: 0 E: 0 K: 2 S: 7	H: 0 LOB: 0 BB: 0 P: 9	R: 0 H: 1 E: 0 K: 1 S: 13	H: 1 LOB: 2 BB: 1 P: 24	R: 2 H: 1 E: 0 K: 0 S: 14	H: 1 LOB: 0 BB: 1 P: 27	R: 0 H: 0 E: 0 K: 0 S: 6	H: 0 LOB: 0 BB: 0 P: 12	R: 0 H: 2 E: 0 K: 2 S: 12	H: 2 LOB: 2 BB: 0 P: 18	R: 0 H: 1 E: 0 K: 0 S: 7	H: 1 LOB: 1 BB: 0 P: 11	R: 2 H: 2 E: 0 K: 1 S: 13	H: 2 LOB: 0 BB: 0 P: 18	R: 0 H: 0 E: 0 K: 1 S: 8	H: 0 LOB: 0 BB: 0 P: 11	1B: 5 2B: 1 3B: 0 HR: 2	SF: 0 SAC: 0 DP: 0 HBP: 0	WP: 0 PB: 0 CS: 0	PA: 37
PITCHER	IP WLS BF H R ER SO BB IBB HBP BLK WP HR S P ERA WHIP																					
57 Tanner Roark, R (1.1) ERA: 4.34	1.0 1 0 0 0 0 0 0 0 0 0 0 0 3 3 0.00 0.000																					
55 Tim Collins, L (6.1) ERA: 3.2	0.1 H 1 0 0 0 1 0 0 0 0 0 0 0 3 3 0.00 0.000																					
51 Wander Suero, R (6.1) ERA: 3.14	1.1 H 5 1 0 0 1 0 0 0 0 0 0 0 10 17 0.00 0.750																					
33 Matt Grace, L (8.1) ERA: 2.8	0.1 H 2 1 1 1 0 0 0 0 0 0 0 0 6 8 27.00 3.000																					
56 Greg Holland, R (8.1) ERA: 3.1	0.2 H 3 1 1 1 1 0 0 0 0 0 0 0 1 7 10 13.50 1.500																					

AB	37
R	6
H	11
RBI	6
BB	5
SO	4
LOB	18



AB	35
R	4
H	8
RBI	4
SO	7
LOB	14



Batter	1	2	3	4	5	6	7	8	9	AB	R	H	RBI	BB	SO	LOB	TOP					
2 Adam Eaton, L (1, 9) OBP: 0.384, SLG: 0.407 16 Victor Robles, R (8, PH) OBP: 0.310, SLG: 0.333											3	1	2	1	1	0	0					
7 Trea Turner, R (1, 6) OBP: 0.336, SLG: 0.403											4	1	2	1	0	1	2					
34 Bryce Harper, L (1, 8) OBP: 0.394, SLG: 0.501											0	0	0	0	5	0	0					
6 Anthony Rendon, R (1, 5) OBP: 0.369, SLG: 0.519											4	0	2	2	0	0	4					
22 Juan Soto, L (1, 7) OBP: 0.413, SLG: 0.520											5	0	0	0	0	2	10					
11 Ryan Zimmerman, R (1, 3) OBP: 0.337, SLG: 0.496											5	0	1	0	0	0	3					
32 Matt Wieters, S (1, 2) OBP: 0.319, SLG: 0.346											3	1	1	0	2	1	0					
1 Wilmer Difo, S (1, 4) OBP: 0.302, SLG: 0.364											4	1	1	0	1	1	3					
37 Stephen Strasburg, R (1, 1) OBP: 0.146, SLG: 0.100 45 Andrew Stevenson, L (7, PH) OBP: 0.296, SLG: 0.319 33 Matt Grace, L (7, 1) OBP: 0.296, SLG: 0.319 60 Justin Miller, R (7, 1) OBP: 0.296, SLG: 0.319 56 Greg Holland, R (8, 1) OBP: 0.296, SLG: 0.319 14 Mark Reynolds, R (8, PH) OBP: 0.296, SLG: 0.319 62 Sean Doolittle, L (8, 1) OBP: 0.296, SLG: 0.319										2	0	0	0	0	0	2	0					
Inning Stats	R: 0 E: 0 K: 2 S: 16	H: 2 LOB: 3 BB: 1 P: 26	R: 2 E: 0 K: 0 S: 12	H: 3 LOB: 3 BB: 2 P: 27	R: 0 E: 0 K: 0 S: 7	H: 0 LOB: 0 BB: 1 P: 13	R: 1 E: 0 K: 1 S: 11	H: 1 LOB: 2 BB: 2 P: 25	R: 0 E: 0 K: 1 S: 9	H: 0 LOB: 0 BB: 0 P: 14	R: 1 E: 1 K: 2 S: 14	H: 1 LOB: 2 BB: 1 P: 21	R: 0 E: 0 K: 0 S: 9	H: 0 LOB: 1 BB: 0 P: 19	R: 0 E: 0 K: 0 S: 9	H: 1 LOB: 2 BB: 1 P: 18	1B: 8 2B: 1 3B: 0 HR: 0	SF: 1 SAC: 1 DP: 1 HBP: 1	WP: 0 PB: 0 SB: 1 CS: 1	PA: 46		
PITCHER	IP WLS BF H R ER SO BB IBB HBP BLK WP HR S P ERA WHIP	IP WLS BF H R ER SO BB IBB HBP BLK WP HR S P ERA WHIP	IP WLS BF H R ER SO BB IBB HBP BLK WP HR S P ERA WHIP	IP WLS BF H R ER SO BB IBB HBP BLK WP HR S P ERA WHIP	IP WLS BF H R ER SO BB IBB HBP BLK WP HR S P ERA WHIP	IP WLS BF H R ER SO BB IBB HBP BLK WP HR S P ERA WHIP	IP WLS BF H R ER SO BB IBB HBP BLK WP HR S P ERA WHIP	IP WLS BF H R ER SO BB IBB HBP BLK WP HR S P ERA WHIP	IP WLS BF H R ER SO BB IBB HBP BLK WP HR S P ERA WHIP	IP WLS BF H R ER SO BB IBB HBP BLK WP HR S P ERA WHIP	IP WLS BF H R ER SO BB IBB HBP BLK WP HR S P ERA WHIP	IP WLS BF H R ER SO BB IBB HBP BLK WP HR S P ERA WHIP	IP WLS BF H R ER SO BB IBB HBP BLK WP HR S P ERA WHIP	IP WLS BF H R ER SO BB IBB HBP BLK WP HR S P ERA WHIP	IP WLS BF H R ER SO BB IBB HBP BLK WP HR S P ERA WHIP	IP WLS BF H R ER SO BB IBB HBP BLK WP HR S P ERA WHIP	IP WLS BF H R ER SO BB IBB HBP BLK WP HR S P ERA WHIP	IP WLS BF H R ER SO BB IBB HBP BLK WP HR S P ERA WHIP	IP WLS BF H R ER SO BB IBB HBP BLK WP HR S P ERA WHIP	IP WLS BF H R ER SO BB IBB HBP BLK WP HR S P ERA WHIP	IP WLS BF H R ER SO BB IBB HBP BLK WP HR S P ERA WHIP	
22 Sandy Alcantara, R (1, 1) ERA: 2.35	4.0 L 23 6 3 3 3 6 0 0 0 0 0 0 0 46 91 6.75 3.000	56 Tayron Guerrero, R (6, 1) ERA: 5.73	1.0 3 0 0 0 1 0 0 0 0 0 0 0 9 14 0.00 0.000	39 Tyler Kinley, R (6, 1) ERA: 10.38	1.0 6 1 1 1 2 1 0 0 1 0 0 0 14 21 9.00 2.000	55 Drew Rucinski, R (7, 1) ERA: 4.88	1.0 4 1 0 0 1 0 0 0 0 0 0 7 9 0.00 1.000	66 Jarlin Garcia, L (8, 1) ERA: 4.9	0.2 3 0 0 0 0 2 0 0 0 0 0 0 7 16 0.00 3.000	40 Javy Guerra, R (8, 1) ERA: 5.79	1.1 6 1 0 0 0 1 0 0 0 0 0 0 11 21 0.00 1.500											
Batter	1	2	3	4	5	6	7	8	9	AB	R	H	RBI	BB	SO	LOB	BOTTOM					
10 JT Riddle, L (1, 6) OBP: 0.282, SLG: 0.395											4	1	1	0	0	2	0					
19 Miguel Rojas, R (1, 4) OBP: 0.292, SLG: 0.344											4	0	1	0	0	1	0					
11 J.T. Realmuto, R (1, 2) OBP: 0.347, SLG: 0.497											4	0	2	1	0	0	0					
45 Peter O'Brien, R (1, 3) OBP: 0.406, SLG: 0.769											2	1	2	1	2	0	0					
15 Brian Anderson, R (1, 5) OBP: 0.351, SLG: 0.391											3	0	0	0	0	3	6					
9 Lewis Brinson, R (1, 8) OBP: 0.241, SLG: 0.350											4	0	0	0	0	4	4					
44 Austin Dean, R (1, 7) OBP: 0.253, SLG: 0.356											4	0	0	0	0	1	3					
34 Magneuris Sierra, L (1, 9) OBP: 0.200, SLG: 0.190 66 Jarlin Garcia, L (8, 1) OBP: 0.296, SLG: 0.319 40 Javy Guerra, R (8, 1) OBP: 0.296, SLG: 0.319 13 Starlin Castro, R (9, PH) OBP: 0.332, SLG: 0.406												3	0	0	0	0	1	1				
22 Sandy Alcantara, R (1, 1) ERA: 3.83 56 Tayron Guerrero, R (6, 1) ERA: 5.73 52 Rafael Ortega, L (7, PH) OBP: 0.296, SLG: 0.319 39 Tyler Kinley, R (6, 1) ERA: 10.38 55 Drew Rucinski, R (7, 1) ERA: 4.88 79 Isaac Galloway, R (7, PH) OBP: 0.317, SLG: 0.423											1	0	0	0	0	1	0					
Inning Stats	R: 0 E: 0 K: 1 S: 7	H: 0 LOB: 0 BB: 0 P: 7	R: 1 E: 0 K: 3 S: 11	H: 1 LOB: 1 BB: 0 P: 18	R: 0 E: 0 K: 3 S: 10	H: 0 LOB: 0 BB: 0 P: 14	R: 0 E: 0 K: 2 S: 12	H: 1 LOB: 2 BB: 1 P: 23	R: 1 E: 0 K: 1 S: 17	H: 3 LOB: 3 BB: 1 P: 28	R: 0 E: 0 K: 1 S: 6	H: 0 LOB: 0 BB: 0 P: 11	R: 0 E: 0 K: 0 S: 6	H: 0 LOB: 0 BB: 0 P: 8	R: 0 E: 0 K: 2 S: 12	H: 1 LOB: 1 BB: 0 P: 15	R: 0 E: 0 K: 2 S: 9	H: 0 LOB: 0 BB: 0 P: 11	1B: 5 2B: 0 3B: 0 HR: 1	SF: 0 SAC: 0 DP: 0 HBP: 1	WP: 0 PB: 0 SB: 0 CS: 0	PA: 36
PITCHER	IP WLS BF H R ER SO BB IBB HBP BLK WP HR S P ERA WHIP	IP WLS BF H R ER SO BB IBB HBP BLK WP HR S P ERA WHIP	IP WLS BF H R ER SO BB IBB HBP BLK WP HR S P ERA WHIP	IP WLS BF H R ER SO BB IBB HBP BLK WP HR S P ERA WHIP	IP WLS BF H R ER SO BB IBB HBP BLK WP HR S P ERA WHIP	IP WLS BF H R ER SO BB IBB HBP BLK WP HR S P ERA WHIP	IP WLS BF H R ER SO BB IBB HBP BLK WP HR S P ERA WHIP	IP WLS BF H R ER SO BB IBB HBP BLK WP HR S P ERA WHIP	IP WLS BF H R ER SO BB IBB HBP BLK WP HR S P ERA WHIP	IP WLS BF H R ER SO BB IBB HBP BLK WP HR S P ERA WHIP	IP WLS BF H R ER SO BB IBB HBP BLK WP HR S P ERA WHIP	IP WLS BF H R ER SO BB IBB HBP BLK WP HR S P ERA WHIP	IP WLS BF H R ER SO BB IBB HBP BLK WP HR S P ERA WHIP	IP WLS BF H R ER SO BB IBB HBP BLK WP HR S P ERA WHIP	IP WLS BF H R ER SO BB IBB HBP BLK WP HR S P ERA WHIP	IP WLS BF H R ER SO BB IBB HBP BLK WP HR S P ERA WHIP	IP WLS BF H R ER SO BB IBB HBP BLK WP HR S P ERA WHIP	IP WLS BF H R ER SO BB IBB HBP BLK WP HR S P ERA WHIP	IP WLS BF H R ER SO BB IBB HBP BLK WP HR S P ERA WHIP	IP WLS BF H R ER SO BB IBB HBP BLK WP HR S P ERA WHIP	IP WLS BF H R ER SO BB IBB HBP BLK WP HR S P ERA WHIP	
37 Stephen Strasburg, R (1, 1) ERA: 3.83	6.0 W 26 5 2 2 10 2 0 1 0 0 0 0 3 4 3.00 1.167	33 Matt Grace, L (7, 1) ERA: 2.77	0.2 H 2 0 0 0 0 0 0 0 0 0 0 3 4 0.00 0.000	60 Justin Miller, R (7, 1) ERA: 3.83	0.1 H 1 0 0 0 0 0 0 0 0 0 0 3 4 0.00 0.000	56 Greg Holland, R (8, 1) ERA: 4.88	1.0 H 4 1 0 0 2 0 0 0 0 0 0 12 15 0.00 1.000	62 Sean Doolittle, L (9, 1) ERA: 1.7	1.0 S 3 0 0 0 2 0 0 0 0 0 0 9 11 0.00 0.000													

Washington Nationals @ Miami Marlins
Marlins Park, Miami, FL
Tue Sep 18 2018, 7:11 PM - 10:24 PM EDT
Att. 7,726 - Roof Closed - 78 F

AB 32
R 4
H 9
RBI 4
BB 10
SO 7
LOB 25



Washington Nationals @ Miami Marlins
Marlins Park, Miami, FL
Tue Sep 18 2018, 7:11 PM - 10:24 PM EDT
Att. 7,726 - Roof Closed - 78 F


AB 33
R 2
H 6
RBI 2
BB 2
SO 15
LOB 14



Batter	1	2	3	4	5	6	7	8	9	10	11	12	AB	R	H	RBI	BB	SO	LOB	TOP							
1 Amed Rosario, R OBP: 0.300, SLG: 0.394	G4-3		K					F9		G1-2-3		SH1-4	6	1	3	0	0	1	1								
68 Jeff McNeil, L OBP: 0.391, SLG: 0.500	2B		K							K			5	1	2	0	0	3	3								
30 Michael Conforto, L OBP: 0.343, SLG: 0.441	BB									G4-3			3	1	1	2	3	1	2								
19 Jay Bruce, L OBP: 0.307, SLG: 0.378	F6		HR										4	1	2	2	2	0	2								
22 Dhanees Dorez, L OBP: 0.192, SLG: 0.160	F8		HR										0	0	0	0	0	1	2								
9 Brandon Nimmo, L OBP: 0.387, SLG: 0.463	K												5	0	1	0	1	3	3								
7 José Reyes, S OBP: 0.261, SLG: 0.323	F7		G3										5	0	0	0	0	2	2								
26 Kevin Plawecki, R OBP: 0.327, SLG: 0.370	K		K										5	0	0	0	0	3	1								
40 Jason Vargas, L OBP: 0.192, SLG: 0.160													2	1	1	0	0	1	0								
16 Austin Jackson, R OBP: 0.303, SLG: 0.331			30 HR										3	0	0	0	0	3	1								
Inning Stats	R: 0 E: 0 K: 14	H: 1 LOB: 2 BB: 1 P: 22	R: 0 E: 0 K: 8	H: 0 LOB: 0 BB: 0 P: 9	R: 3 E: 0 K: 15	H: 3 LOB: 0 BB: 0 P: 21	R: 0 E: 0 K: 2	H: 0 LOB: 0 BB: 0 P: 12	R: 0 E: 0 K: 3	H: 1 LOB: 1 BB: 0 P: 17	R: 0 E: 0 K: 1	H: 2 LOB: 1 BB: 0 P: 21	R: 0 E: 0 K: 1	H: 1 LOB: 2 BB: 0 P: 18	R: 0 E: 0 K: 10	H: 1 LOB: 1 BB: 0 P: 20	R: 1 E: 0 K: 10	H: 1 LOB: 2 BB: 0 P: 17	1B: 5 2B: 2 3B: 1 HR: 2	SF: 1 SAC: 1 DP: 1 HBP: 0	WP: 0 PB: 0 SB: 0 CS: 0	PA: 51					
PITCHER	IP WLS BF H R ER SO	2P 3R 3S 13	BB IBB HBP BLK	WP HR S P	10 76 14 ERA WHIP	PITCHER						IP WLS BF H R ER SO	0.1 3.1 2 0 0 0 1	BB IBB HBP BLK	WP HR S P	0 8 12 ERA WHIP	PITCHER						IP WLS BF H R ER SO	1.0 L 6 1 1 1 0	BB IBB HBP BLK	WP HR S P	1 17 9.00 2.000
31 Max Scherzer, R ERA: 2.57																											
33 Matt Grace, L ERA: 2.91																											
51 Wander Suero, R ERA: 1.66																											
62 Sean Doolittle, L ERA: 1.66																											
56 Greg Holland, R ERA: 4.87																											
55 Tim Collins, L ERA: 3.1																											
30 Koda Glover, R ERA: 3.8																											
68 Jeffry Rodriguez, R ERA: 5.4																											

New York Mets @ Washington Nationals
Nationals Park, Washington, DC
Thu Sep 20 2018, 7:06 PM - 11:22 PM EDT
Att. 28,358 - Partly Cloudy - 79 F

AB	43
R	5
H	10
RBI	5
BB	6
SO	19
LOB	21



Batter	1	2	3	4	5	6	7	8	9	10	11	12	AB	R	H	RBI	BB	SO	LOB	BOTTOM								
16 Victor Robles, R OBP: 0.286, SLG: 0.300	K		B1-3					CS		K			6	1	1	0	0	4	2									
7 Trea Turner, R OBP: 0.340, SLG: 0.402	L6		34 FC4-6					6 HR					4	2	1	0	2	0	0									
34 Bryce Harper, L OBP: 0.393, SLG: 0.498	BB		FC4-6					F7					5	0	1	0	1	1	4									
6 Anthony Rendon, R OBP: 0.369, SLG: 0.522	F9		K					HR					5	1	1	3	1	1	3									
22 Juan Soto, L OBP: 0.410, SLG: 0.518	F7							G1-3					5	0	1	1	0	1	1									
11 Ryan Zimmerman, R OBP: 0.341, SLG: 0.364	1B							F8					5	0	3	0	0	1	0									
32 Matt Wieters, S OBP: 0.312, SLG: 0.338	K							F7					5	0	0	0	0	2	4									
5 Adrián Sánchez, R OBP: 0.227, SLG: 0.302	FC6							L7					3	0	1	0	0	0	1									
3 Michael Taylor, R OBP: 0.286, SLG: 0.355													0	0	0	0	0	0	0									
1 Wilmer Difo, S OBP: 0.303, SLG: 0.363	K												1	0	0	0	1	0	0									
31 Max Scherzer, R ERA: 2.57																												
67 Seth Lugo, R ERA: 2.72																												
38 Anthony Swarzak, R ERA: 4.46																												
73 Daniel Zamora, L ERA: 3.68																												
65 Robert Gsellman, R ERA: 3.94																												
Inning Stats	R: 0 E: 0 K: 8	H: 0 LOB: 1 BB: 0 P: 14	R: 0 E: 1 K: 2	H: 1 LOB: 2 BB: 0 P: 18	R: 0 E: 0 K: 1	H: 0 LOB: 1 BB: 1 P: 15	R: 0 E: 0 K: 2	H: 0 LOB: 0 BB: 0 P: 12	R: 0 E: 0 K: 2	H: 0 LOB: 0 BB: 0 P: 10	R: 2 E: 0 K: 11	H: 2 LOB: 1 BB: 0 P: 16	R: 0 E: 0 K: 8	H: 1 LOB: 1 BB: 0 P: 12	R: 2 E: 0 K: 2	H: 3 LOB: 2 BB: 1 P: 21	R: 0 E: 0 K: 5	H: 0 LOB: 0 BB: 0 P: 12	R: 0 E: 0 K: 10	H: 1 LOB: 1 BB: 0 P: 17	R: 0 E: 0 K: 6	H: 1 LOB: 2 BB: 1 P: 17	R: 0 E: 0 K: 6	H: 0 LOB: 0 BB: 0 P: 11	1B: 6 2B: 2 3B: 0 HR: 1	SF: 0 SAC: 0 DP: 0 HBP: 0	WP: 0 PB: 0 SB: 1 CS: 2	PA: 50
PITCHER	IP WLS BF H R ER SO	5.2 1 23 3 2 2 8	BB IBB HBP BLK	WP HR S P	1 52 82 ERA WHIP	PITCHER						IP WLS BF H R ER SO	1.0 3 9 0 0 0 2	BB IBB HBP BLK	WP HR S P	0 12 15 ERA WHIP	PITCHER						IP WLS BF H R ER SO	2.0 W 9 2 0 0 2	BB IBB HBP BLK	WP HR S P	17 29 0.00 1.500	
40 Jason Vargas, L ERA: 3.1																												
49 Tyler Bashlor, R ERA: 4.3																												
35 Jacob Rhame, R ERA: 6.52																												
51 Paul Sewald, R ERA: 5.93																												

New York Mets @ Washington Nationals
Nationals Park, Washington, DC
Thu Sep 20 2018, 7:06 PM - 11:22 PM EDT
Att. 28,358 - Partly Cloudy - 79 F

AB	44
R	4
H	9
RBI	4
BB	5
SO	14
LOB	20



Batter	1	2	3	4	5	6	7	8	9	AB	R	H	RBI	BB	SO	LOB	TOP					
1 Amed Rosario, R OBP: 0.299, SLG: 0.394										5	1	1	0	0	1	2						
68 Jeff McNeil, L OBP: 0.382, SLG: 0.487										5	0	0	0	0	0	1						
30 Michael Conforto, L OBP: 0.346, SLG: 0.442										3	1	1	0	2	0	1						
19 Jay Bruce, L OBP: 0.309, SLG: 0.383										4	1	2	2	0	1	1						
67 Seth Lugo, R OBP: 0.167, SLG: 0.091										0	0	0	0	0	0	0						
7 José Reyes, S OBP: 0.280, SLG: 0.321										1	0	0	0	0	0	1						
65 Robert Gsellman, R OBP: 0.244, SLG: 0.402										2	0	0	0	1	0	2						
9 Brandon Nimmo, L OBP: 0.398, SLG: 0.490										4	1	1	1	0	1	3						
22 Dominic Smith, L OBP: 0.244, SLG: 0.402										4	0	0	0	0	2	1						
21 Todd Frazier, R OBP: 0.300, SLG: 0.399										3	0	3	1	1	0	0						
29 Devin Mesoraco, R OBP: 0.306, SLG: 0.391										3	0	0	0	0	0	2						
48 Jacob deGrom, L OBP: 0.206, SLG: 0.185										1	0	0	0	0	1	1						
16 Austin Jackson, R OBP: 0.302, SLG: 0.330										1	0	0	0	0	1	1						
Inning Stats	R: 1 E: 0 K: 1 S: 16	H: 2 LOB: 0 BB: 22	R: 0 E: 0 K: 0 S: 9	H: 1 LOB: 1 BB: 0 P: 15	R: 3 E: 1 K: 0 S: 15	H: 4 LOB: 2 BB: 0 P: 22	R: 0 E: 0 K: 1 S: 6	H: 0 LOB: 0 BB: 0 P: 6	R: 0 E: 0 K: 0 S: 7	H: 0 LOB: 1 BB: 1 P: 13	R: 0 E: 0 K: 1 S: 12	H: 1 LOB: 1 BB: 0 P: 17	R: 0 E: 0 K: 1 S: 9	H: 0 LOB: 1 BB: 1 P: 19	R: 0 E: 0 K: 2 S: 11	H: 0 LOB: 1 BB: 1 P: 17	R: 0 E: 0 K: 1 S: 10	H: 0 LOB: 1 BB: 1 P: 18	1B: 3 2B: 5 3B: 0 HR: 0	SF: 0 SAC: 0 DP: 0 HBP: 1	WP: 1 PB: 1 CS: 0	PA: 40
PITCHER	IP WLS BF H R ER SO BB IBB HBP BLK WP HR S P ERA WHIP	6.0 L 28 8 4 3 3 1 0 1 0 0 0 65 95 4.50 1.500	7.1 1.0 4 0 0 0 1 1 0 0 0 0 9 19 0.00 1.000	8.1 1.0 4 0 0 0 2 1 0 0 0 0 11 17 0.00 1.000	9.1 1.0 4 0 0 0 0 1 0 0 0 1 10 18 0.00 1.000																	

New York Mets @ Washington Nationals
 Nationals Park, Washington, DC
 Fri Sep 21 2018, 7:05 PM - 10:02 PM EDT
 Att: 37,895 - Partly Cloudy - 75 F

AB	35
R	4
H	8
RBI	4
BB	4
SO	6
LOB	15



Batter	1	2	3	4	5	6	7	8	9	AB	R	H	RBI	BB	SO	LOB	BOTTOM					
16 Victor Robles, R OBP: 0.282, SLG: 0.294										4	0	1	0	0	1	2						
7 Trea Turner, R OBP: 0.335, SLG: 0.403										4	1	1	0	0	1	1						
34 Bryce Harper, L OBP: 0.391, SLG: 0.494										4	0	0	0	0	2	1						
6 Anthony Rendon, R OBP: 0.369, SLG: 0.521										3	1	1	1	1	1	0						
22 Juan Soto, L OBP: 0.409, SLG: 0.515										4	0	1	0	0	1	1						
11 Ryan Zimmerman, R OBP: 0.337, SLG: 0.495										3	0	0	1	0	0	1						
1 Wilmer Difo, S OBP: 0.301, SLG: 0.360										3	0	0	0	0	1	1						
64 Spencer Kieboom, R OBP: 0.302, SLG: 0.310										2	0	1	0	1	1	0						
41 Joe Ross, R ERA: 4.09										2	0	0	0	0	2	1						
55 Tim Collins, L ERA: 2.95										0	0	0	0	0	0	0						
52 Jimmy Cordero, R ERA: 7.71										0	0	0	0	0	0	0						
53 Austen Williams, R ERA: 5.63										0	0	0	0	0	0	0						
Inning Stats	R: 0 E: 0 K: 2 S: 9	H: 0 LOB: 0 BB: 0 P: 14	R: 1 E: 0 K: 0 S: 12	H: 1 LOB: 0 BB: 1 P: 22	R: 0 E: 0 K: 2 S: 12	H: 1 LOB: 1 BB: 0 P: 15	R: 0 E: 0 K: 2 S: 10	H: 0 LOB: 0 BB: 0 P: 14	R: 0 E: 0 K: 1 S: 9	H: 1 LOB: 1 BB: 0 P: 13	R: 0 E: 0 K: 1 S: 6	H: 0 LOB: 0 BB: 0 P: 10	R: 0 E: 0 K: 0 S: 6	H: 0 LOB: 0 BB: 0 P: 10	R: 0 E: 0 K: 1 S: 9	H: 1 LOB: 1 BB: 1 P: 15	R: 1 E: 0 K: 1 S: 13	H: 2 LOB: 1 BB: 0 P: 20	1B: 5 2B: 1 3B: 0 HR: 0	SF: 1 SAC: 0 DP: 1 HBP: 0	WP: 0 PB: 0 CS: 0	PA: 34
PITCHER	IP WLS BF H R ER SO BB IBB HBP BLK WP HR S P ERA WHIP	7.0 W 24 3 1 1 0 1 1 0 0 0 0 9 15 0.00 2.000	1.0 H 4 1 0 0 1 1 0 0 0 0 0 0 9 15 0.00 2.000	1.0 S 5 2 1 1 1 0 0 0 0 0 0 0 13 20 9.00 2.000																		

New York Mets @ Washington Nationals
 Nationals Park, Washington, DC
 Fri Sep 21 2018, 7:05 PM - 10:02 PM EDT
 Att: 37,895 - Partly Cloudy - 75 F

AB	30
R	2
H	6
RBI	2
BB	2
SO	10
LOB	8



Batter	1	2	3	4	5	6	7	8	9	AB	R	H	RBI	BB	SO	LOB	TOP				
1 Amed Rosario, R OBP: 0.297, SLG: 0.391	G6-3		L9			G6-3		L9		4	0	0	0	0	0	1	New York Mets @ Washington Nationals Nationals Park, Washington, DC Sat Sep 22 2018, 4:06 PM - 6:38 PM EDT Att: 39,372 - Partly Cloudy - 76 F				
9 Brandon Nimmo, L OBP: 0.395, SLG: 0.486	K		G4-3			G4-3		G3		4	0	0	0	0	1						
30 Michael Conforto, L OBP: 0.349, SLG: 0.443	BB				1B					2	0	1	0	2	1	0					
19 Jay Bruce, L OBP: 0.308, SLG: 0.379	BB				F8			K		3	0	0	0	1	1	2					
21 Todd Frazier, R OBP: 0.298, SLG: 0.395	K				L9					4	0	0	0	0	2	3					
16 Austin Jackson, R OBP: 0.281, SLG: 0.327	K				L9					3	0	0	0	0	2	1					
26 Kevin Plawecki, R OBP: 0.323, SLG: 0.365	G4-3				P2			G6-3		3	0	0	0	0	0	0					
72 Jack Reinheimer, R OBP: 0.226, SLG: 0.143	P4				G6-3			F8		3	0	0	0	0	0	0					
55 Corey Oswalt, R										2	0	0	0	0	2	0					
39 Jerry Blevins, L OBP: 0.500, SLG: 0.500										0	0	0	0	0	0	0					
49 Tyler Bashlor, R										0	0	0	0	0	0	0					
22 Dominic Smith, L OBP: 0.250, SLG: 0.402										0	0	0	0	1	0	0					
63 Tim Peterson, R								BB		0	0	0	0	0	0	0					
Inning Stats	R: 0 E: 0 K: 2 S: 10	H: 0 LOB: 2 BB: 2 P: 22	R: 0 E: 0 K: 1 S: 9	H: 0 LOB: 0 BB: 0 P: 12	R: 0 E: 0 K: 1 S: 8	H: 0 LOB: 0 BB: 0 P: 10	R: 0 E: 0 K: 0 S: 10	H: 1 LOB: 1 BB: 0 P: 13	R: 0 E: 0 K: 1 S: 7	H: 0 LOB: 1 BB: 1 P: 14	R: 0 E: 0 K: 2 S: 11	H: 0 LOB: 0 BB: 0 P: 15	R: 0 E: 0 K: 0 S: 8	H: 0 LOB: 1 BB: 1 P: 16	R: 0 E: 0 K: 1 S: 9	H: 0 LOB: 0 BB: 0 P: 16	1B: 1 2B: 0 3B: 0 HR: 0	SF: 0 SAC: 0 DP: 0 HBP: 0	WP: 0 PB: 0 SB: 0 CS: 0	PA: 32	
PITCHER	IP WLS BF H R ER SO BB IBB HBP BLK WP HR S P ERA WHIP	IP WLS BF H R ER SO BB IBB HBP BLK WP HR S P ERA WHIP	IP WLS BF H R ER SO BB IBB HBP BLK WP HR S P ERA WHIP	IP WLS BF H R ER SO BB IBB HBP BLK WP HR S P ERA WHIP	IP WLS BF H R ER SO BB IBB HBP BLK WP HR S P ERA WHIP	IP WLS BF H R ER SO BB IBB HBP BLK WP HR S P ERA WHIP	IP WLS BF H R ER SO BB IBB HBP BLK WP HR S P ERA WHIP	IP WLS BF H R ER SO BB IBB HBP BLK WP HR S P ERA WHIP	IP WLS BF H R ER SO BB IBB HBP BLK WP HR S P ERA WHIP	IP WLS BF H R ER SO BB IBB HBP BLK WP HR S P ERA WHIP	IP WLS BF H R ER SO BB IBB HBP BLK WP HR S P ERA WHIP	IP WLS BF H R ER SO BB IBB HBP BLK WP HR S P ERA WHIP	IP WLS BF H R ER SO BB IBB HBP BLK WP HR S P ERA WHIP	IP WLS BF H R ER SO BB IBB HBP BLK WP HR S P ERA WHIP	IP WLS BF H R ER SO BB IBB HBP BLK WP HR S P ERA WHIP	IP WLS BF H R ER SO BB IBB HBP BLK WP HR S P ERA WHIP	IP WLS BF H R ER SO BB IBB HBP BLK WP HR S P ERA WHIP	IP WLS BF H R ER SO BB IBB HBP BLK WP HR S P ERA WHIP	IP WLS BF H R ER SO BB IBB HBP BLK WP HR S P ERA WHIP	IP WLS BF H R ER SO BB IBB HBP BLK WP HR S P ERA WHIP	IP WLS BF H R ER SO BB IBB HBP BLK WP HR S P ERA WHIP

AB	28
R	0
H	1
RBI	0
BB	4
SO	9
LOB	8



Batter	1	2	3	4	5	6	7	8	9	AB	R	H	RBI	BB	SO	LOB	BOTTOM				
16 Victor Robles, R OBP: 0.279, SLG: 0.316	K		7 HR			F7		P4		4	1	1	0	0	1	0	New York Mets @ Washington Nationals Nationals Park, Washington, DC Sat Sep 22 2018, 4:06 PM - 6:38 PM EDT Att: 39,372 - Partly Cloudy - 76 F				
7 Trea Turner, R OBP: 0.341, SLG: 0.410	BB		2B			K		34 2B		3	2	2	2	1	1	0					
34 Bryce Harper, L OBP: 0.391, SLG: 0.495	BB		L6			F8		2B		3	0	1	1	1	0	0					
6 Anthony Rendon, R OBP: 0.370, SLG: 0.522	F8		L9			L9		HBP		3	1	1	0	0	0	2					
22 Juan Soto, L OBP: 0.406, SLG: 0.510	F9		P5			G4-3		F8		4	0	0	0	0	0	5					
11 Ryan Zimmerman, R OBP: 0.339, SLG: 0.496	L8		1B			G4-3		G6-3		3	1	1	0	1	0	0					
32 Matt Wieters, S OBP: 0.311, SLG: 0.350	K		F9			F9		F7		4	1	1	3	0	1	1					
1 Wilmer Difo, S OBP: 0.300, SLG: 0.357	BB		G4-3			G4-3		G3		3	0	0	0	1	0	1					
50 Austin Voth, R ERA: 6.08			G4-3			K		K		1	0	0	0	0	0	1					
3 Michael Taylor, R OBP: 0.285, SLG: 0.354										1	0	0	0	0	0	0					
33 Matt Gray, R OBP: 0.292, SLG: 0.400										0	0	0	0	0	0	0					
60 Justin Miller, R ERA: 4.61										0	0	0	0	0	0	0					
45 Andrew Stevenson, L OBP: 0.285, SLG: 0.354										1	0	0	0	0	0	0					
52 Jimmy Cordero, R ERA: 7.2										0	0	0	0	0	0	0					
53 Austen Williams, R ERA: 5.0										0	0	0	0	0	0	0					
Inning Stats	R: 0 E: 0 K: 1 S: 9	H: 1 LOB: 1 BB: 1 P: 14	R: 0 E: 0 K: 1 S: 8	H: 0 LOB: 1 BB: 1 P: 13	R: 2 E: 0 K: 0 S: 13	H: 2 LOB: 0 BB: 0 P: 21	R: 0 E: 0 K: 0 S: 7	H: 1 LOB: 0 BB: 0 P: 12	R: 0 E: 0 K: 2 S: 10	H: 0 LOB: 0 BB: 0 P: 14	R: 3 E: 0 K: 0 S: 10	H: 2 LOB: 0 BB: 1 P: 18	R: 1 E: 0 K: 1 S: 15	H: 1 LOB: 2 BB: 1 P: 30	R: 0 E: 0 K: 0 S: 5	H: 0 LOB: 0 BB: 0 P: 6	1B: 1 2B: 4 3B: 0 HR: 2	SF: 0 SAC: 0 DP: 0 HBP: 1	WP: 0 PB: 0 SB: 1 CS: 1	PA: 35	
PITCHER	IP WLS BF H R ER SO BB IBB HBP BLK WP HR S P ERA WHIP	IP WLS BF H R ER SO BB IBB HBP BLK WP HR S P ERA WHIP	IP WLS BF H R ER SO BB IBB HBP BLK WP HR S P ERA WHIP	IP WLS BF H R ER SO BB IBB HBP BLK WP HR S P ERA WHIP	IP WLS BF H R ER SO BB IBB HBP BLK WP HR S P ERA WHIP	IP WLS BF H R ER SO BB IBB HBP BLK WP HR S P ERA WHIP	IP WLS BF H R ER SO BB IBB HBP BLK WP HR S P ERA WHIP	IP WLS BF H R ER SO BB IBB HBP BLK WP HR S P ERA WHIP	IP WLS BF H R ER SO BB IBB HBP BLK WP HR S P ERA WHIP	IP WLS BF H R ER SO BB IBB HBP BLK WP HR S P ERA WHIP	IP WLS BF H R ER SO BB IBB HBP BLK WP HR S P ERA WHIP	IP WLS BF H R ER SO BB IBB HBP BLK WP HR S P ERA WHIP	IP WLS BF H R ER SO BB IBB HBP BLK WP HR S P ERA WHIP	IP WLS BF H R ER SO BB IBB HBP BLK WP HR S P ERA WHIP	IP WLS BF H R ER SO BB IBB HBP BLK WP HR S P ERA WHIP	IP WLS BF H R ER SO BB IBB HBP BLK WP HR S P ERA WHIP	IP WLS BF H R ER SO BB IBB HBP BLK WP HR S P ERA WHIP	IP WLS BF H R ER SO BB IBB HBP BLK WP HR S P ERA WHIP	IP WLS BF H R ER SO BB IBB HBP BLK WP HR S P ERA WHIP	IP WLS BF H R ER SO BB IBB HBP BLK WP HR S P ERA WHIP	IP WLS BF H R ER SO BB IBB HBP BLK WP HR S P ERA WHIP

AB	30
R	6
H	7
RBI	6
BB	4
SO	5
LOB	10



Batter	1	2	3	4	5	6	7	8	9	AB	R	H	RBI	BB	SO	LOB	TOP						
1 Amed Rosario, R OBP: 0.299, SLG: 0.391										5	2	1	1	1	1	3							
68 Jeff McNeil, L OBP: 0.394, SLG: 0.495										5	1	4	1	1	0	2							
30 Michael Conforto, L OBP: 0.349, SLG: 0.445										6	0	2	3	0	2	7							
19 Jay Bruce, L OBP: 0.310, SLG: 0.382										3	1	1	1	1	0	1							
9 Brandon Nimmo, L OBP: 0.397, SLG: 0.483										2	0	0	0	3	0	4							
22 Dominic Smith, L OBP: 0.248, SLG: 0.402										5	1	1	0	0	3	7							
38 Anthony Swarzak, R OBP: 0.325, SLG: 0.370										5	1	2	2	0	0	4							
21 Todd Frazier, R OBP: 0.301, SLG: 0.397										3	1	1	0	2	1	2							
26 Kevin Plawecki, R OBP: 0.325, SLG: 0.370										5	1	2	2	0	0	4							
32 Steven Matz, R OBP: 0.301, SLG: 0.397										3	1	1	0	2	1	2							
Inning Stats	R: 1 E: 0 K: 1 S: 16	H: 2 LOB: 2 BB: 1 P: 26	R: 0 E: 0 K: 1 S: 10	H: 0 LOB: 1 BB: 1 P: 18	R: 0 E: 0 K: 0 S: 12	H: 2 LOB: 2 BB: 1 P: 19	R: 4 E: 0 K: 0 S: 19	H: 3 LOB: 1 BB: 2 P: 33	R: 2 E: 0 K: 1 S: 16	H: 4 LOB: 2 BB: 0 P: 23	R: 1 E: 0 K: 1 S: 15	H: 1 LOB: 1 BB: 2 P: 24	R: 0 E: 0 K: 2 S: 13	H: 0 LOB: 1 BB: 1 P: 19	R: 0 E: 0 K: 1 S: 17	H: 2 LOB: 2 BB: 0 P: 23	1B: 9 2B: 4 3B: 1 HR: 0	SF: 1 SAC: 1 DP: 2 HBP: 0	WP: 0 PB: 0 SB: 2 CS: 0	PA: 48			
PITCHER	IP WLS BF H R ER SO BB IBB HBP BLK WP HR S P ERA WHIP	3.1 0 18 5 3 3 2 4 0 0 0 0 0 0 8.10 2.700	1.1 L 11 6 4 4 0 1 0 0 0 0 0 0 23 35 27.00 5.250	1.1 7 1 1 1 2 2 0 0 0 0 0 0 18 28 6.75 2.250	1.0 3 0 0 0 0 1 0 0 0 0 0 5 11 0.00 1.000	1.0 4 0 0 0 2 1 0 0 0 0 0 0 13 19 0.00 1.000	0.1 3 2 0 0 0 0 0 0 0 0 0 1 0 0 0 0 0.00 0.000	0.2 2 0 0 0 1 0 0 0 0 0 0 0 0 0 0 0 0.00 0.000	0.1 3 2 0 0 0 0 0 0 0 0 0 0 0 0 0 0 0.00 0.000	0.1 3 2 0 0 0 0 0 0 0 0 0 0 0 0 0 0 0.00 0.000	0.1 3 2 0 0 0 0 0 0 0 0 0 0 0 0 0 0 0.00 0.000	0.1 3 2 0 0 0 0 0 0 0 0 0 0 0 0 0 0 0.00 0.000	0.1 3 2 0 0 0 0 0 0 0 0 0 0 0 0 0 0 0.00 0.000	0.1 3 2 0 0 0 0 0 0 0 0 0 0 0 0 0 0 0.00 0.000	0.1 3 2 0 0 0 0 0 0 0 0 0 0 0 0 0 0 0.00 0.000	0.1 3 2 0 0 0 0 0 0 0 0 0 0 0 0 0 0 0.00 0.000	0.1 3 2 0 0 0 0 0 0 0 0 0 0 0 0 0 0 0.00 0.000	0.1 3 2 0 0 0 0 0 0 0 0 0 0 0 0 0 0 0.00 0.000	0.1 3 2 0 0 0 0 0 0 0 0 0 0 0 0 0 0 0.00 0.000	0.1 3 2 0 0 0 0 0 0 0 0 0 0 0 0 0 0 0.00 0.000	0.1 3 2 0 0 0 0 0 0 0 0 0 0 0 0 0 0 0.00 0.000		
23 Erick Fedde, R ERA: 5.24	30 Koda Glover, R ERA: 3.52	51 Wander Suero, R ERA: 3.74	36 Sammy Solis, L ERA: 6.18	52 Jimmy Cordero, R ERA: 6.75	68 Jeffrey Rodriguez, R ERA: 5.29	30 Koda Glover, R ERA: 3.52	55 Tim Collins, L ERA: 2.96																
16 Victor Robles, R OBP: 0.286, SLG: 0.432										6	2	2	3	0	1	3							
7 Trea Turner, R OBP: 0.346, SLG: 0.414										2	1	2	1	3	0	0							
34 Bryce Harper, L OBP: 0.391, SLG: 0.495										4	1	1	1	1	0	5							
6 Anthony Rendon, R OBP: 0.372, SLG: 0.522										4	0	2	0	1	0	2							
14 Mark Reynolds, R OBP: 0.330, SLG: 0.492										4	0	0	0	0	2	5							
5 Adrián Sanchez, R OBP: 0.208, SLG: 0.277	39 Jerry Blevins, L ERA: 4.57	68 Jefry Rodriguez, R OBP: 0.188, SLG: 0.250	22 Juan Soto, L OBP: 0.405, SLG: 0.509	30 Koda Glover, R ERA: 3.52	55 Tim Collins, L ERA: 2.96	64 Spencer Kieboom, R OBP: 0.308, SLG: 0.310	2 Adam Eaton, L OBP: 0.385, SLG: 0.405																
23 Erick Fedde, R ERA: 5.24	39 Jerry Blevins, L ERA: 4.57	51 Wander Suero, R ERA: 3.74	36 Sammy Solis, L ERA: 6.18	52 Jimmy Cordero, R ERA: 6.75	68 Jeffrey Rodriguez, R ERA: 5.29	64 Spencer Kieboom, R OBP: 0.308, SLG: 0.310	2 Adam Eaton, L OBP: 0.385, SLG: 0.405																
Inning Stats	R: 0 E: 0 K: 0 S: 12	H: 1 LOB: 2 BB: 1 P: 19	R: 0 E: 0 K: 2 S: 12	H: 1 LOB: 1 BB: 0 P: 16	R: 3 E: 0 K: 2 S: 26	H: 3 LOB: 3 BB: 2 P: 43	R: 0 E: 0 K: 1 S: 8	H: 0 LOB: 0 BB: 1 P: 15	R: 0 E: 0 K: 0 S: 6	H: 0 LOB: 0 BB: 0 P: 8	R: 0 E: 1 K: 0 S: 12	H: 1 LOB: 3 BB: 1 P: 18	R: 0 E: 0 K: 1 S: 10	H: 1 LOB: 1 BB: 0 P: 12	R: 3 E: 0 K: 1 S: 22	H: 4 LOB: 2 BB: 1 P: 37	R: 0 E: 0 K: 1 S: 15	H: 0 LOB: 1 BB: 0 P: 23	1B: 7 2B: 2 3B: 1 HR: 1	SF: 0 SAC: 0 DP: 0 HBP: 2	WP: 1 PB: 0 SB: 1 CS: 0	PA: 46	
PITCHER	IP WLS BF H R ER SO BB IBB HBP BLK WP HR S P ERA WHIP	3.0 0 18 5 3 3 4 0 0 0 0 0 14 23 9.00 2.667	2.0 W 6 0 0 0 1 0 0 0 0 0 0 14 23 0.00 0.500	0.2 5 1 0 0 0 1 0 0 0 0 0 10 15 0.00 3.000	0.1 H 1 0 0 0 0 0 0 0 0 0 0 2 3 0.00 0.000	1.0 8 5 3 3 1 0 0 0 0 0 0 20 25 27.00 5.000	0.1 3 2 0 0 0 0 0 0 0 0 0 0 0 0 0 0 0.00 0.000	0.1 3 2 0 0 0 0 0 0 0 0 0 0 0 0 0 0 0.00 0.000	0.1 3 2 0 0 0 0 0 0 0 0 0 0 0 0 0 0 0.00 0.000	0.1 3 2 0 0 0 0 0 0 0 0 0 0 0 0 0 0 0.00 0.000	0.1 3 2 0 0 0 0 0 0 0 0 0 0 0 0 0 0 0.00 0.000	0.1 3 2 0 0 0 0 0 0 0 0 0 0 0 0 0 0 0.00 0.000	0.1 3 2 0 0 0 0 0 0 0 0 0 0 0 0 0 0 0.00 0.000	0.1 3 2 0 0 0 0 0 0 0 0 0 0 0 0 0 0 0.00 0.000	0.1 3 2 0 0 0 0 0 0 0 0 0 0 0 0 0 0 0.00 0.000	0.1 3 2 0 0 0 0 0 0 0 0 0 0 0 0 0 0 0.00 0.000	0.1 3 2 0 0 0 0 0 0 0 0 0 0 0 0 0 0 0.00 0.000	0.1 3 2 0 0 0 0 0 0 0 0 0 0 0 0 0 0 0.00 0.000	0.1 3 2 0 0 0 0 0 0 0 0 0 0 0 0 0 0 0.00 0.000	0.1 3 2 0 0 0 0 0 0 0 0 0 0 0 0 0 0 0.00 0.000	0.1 3 2 0 0 0 0 0 0 0 0 0 0 0 0 0 0 0.00 0.000	0.1 3 2 0 0 0 0 0 0 0 0 0 0 0 0 0 0 0.00 0.000	0.1 3 2 0 0 0 0 0 0 0 0 0 0 0 0 0 0 0.00 0.000

New York Mets @ Washington Nationals
Nationals Park, Washington, DC
Sun Sep 23 2018, 2:01 PM - 6:14 PM EDT
Att: 34,218 - Rain - 64 F

AB 37
R 8
H 14
RBI 8
BB 9
SO 7
LOB 33



livebaseballscorecards.com

New York Mets @ Washington Nationals
Nationals Park, Washington, DC
Sun Sep 23 2018, 2:01 PM - 6:14 PM EDT
Att: 34,218 - Rain - 64 F

AB 38
R 6
H 11
RBI 6
BB 6
SO 8
LOB 34



livebaseballscorecards.com

Batter	1	2	3	4	5	6	7	8	9	AB	R	H	RBI	BB	SO	LOB	TOP
10 JT Riddle, L OBP: 0.279, SLG: 0.381 79 Isaac Galloway, R OBP: 0.308, SLG: 0.421										4	1	1	0	0	2	2	Miami Marlins @ Washington Nationals Nationals Park, Washington, DC Tue Sep 25 2018, 7:06 PM - 10:17 PM EDT Att: 26,483 - Partly Cloudy - 78 F
19 Miguel Rojas, R OBP: 0.283, SLG: 0.341 2 Yadiel Rivera, R OBP: 0.274, SLG: 0.488 51 Ben Meyer, L										3	1	1	0	0	0	0	
45 Peter O'Brien, R OBP: 0.351, SLG: 0.608										4	0	0	0	0	1	2	
15 Brian Anderson, R OBP: 0.355, SLG: 0.394										4	0	1	1	0	1	1	
9 Lewis Brinson, R OBP: 0.241, SLG: 0.342										4	1	1	0	0	3	1	
44 Austin Dean, R OBP: 0.274, SLG: 0.371 28 Bryan Holaday, R OBP: 0.269, SLG: 0.267										2	0	0	0	0	2	0	
34 Magneuris Sierra, L OBP: 0.229, SLG: 0.210										4	0	1	0	0	0	2	
43 Jeff Brigham, R OBP: 0.301, SLG: 0.330 52 Rafael Ortega, L OBP: 0.269, SLG: 0.290 55 Drew Rucinski, R OBP: 0.269, SLG: 0.290 32 Derek Dietrich, L OBP: 0.269, SLG: 0.290 39 Tyler Kinley, R OBP: 0.269, SLG: 0.290 64 Nick Wittgren, R OBP: 0.269, SLG: 0.290 48 Christopher Bostick, R OBP: 0.269, SLG: 0.290										0	0	0	0	0	0	0	
Inning Stats	R: 0 H: 0 E: 0 K: 1 S: 9	W: 0 L: 0 LOB: 0 BB: 0 P: 12	R: 0 H: 0 E: 0 K: 2 S: 7	R: 0 H: 0 E: 0 K: 1 S: 9	R: 0 H: 2 E: 0 K: 2 S: 12	R: 0 H: 1 E: 0 K: 1 S: 10	R: 0 H: 1 E: 0 K: 1 S: 11	R: 2 H: 2 E: 0 K: 2 S: 18	R: 1 H: 2 E: 1 K: 0 S: 13	1B: 7 2B: 1 3B: 0 HR: 1	SF: 0 LOB: 1 DP: 0 HBP: 1	WP: 0 PB: 0 SB: 0 CS: 0	PA: 37	ERA: 1.29 WHIP: 0.714	ERA: 2.53 WHIP: 1.500	ERA: 5.79 WHIP: 2.000	
PITCHER	IP: 7.0 WLS: W BF: 27 H: 5 R: 1 ER: 1 SO: 10 BB: 0 IBB: 0 HBP: 1 BLK: 0 WP: 0 HR: 0 S: 70 P: 100 ERA: 1.29 WHIP: 0.714	IP: 0.2 WLS: 1 BF: 3 H: 1 R: 1 ER: 1 SO: 1 BB: 0 IBB: 0 HBP: 0 BLK: 0 WP: 0 HR: 14 S: 18 P: 18 ERA: 13.50 WHIP: 1.500	IP: 0.1 WLS: 1 BF: 2 H: 1 R: 1 ER: 1 SO: 1 BB: 0 IBB: 0 HBP: 0 BLK: 0 WP: 1 HR: 4 S: 7 P: 27 ERA: 27.00 WHIP: 3.000	IP: 1.0 WLS: 5 BF: 2 H: 2 R: 1 ER: 0 SO: 0 BB: 0 IBB: 0 HBP: 0 BLK: 0 WP: 0 HR: 13 S: 17 P: 17 ERA: 0.00 WHIP: 2.000	PITCHER												

Batter	1	2	3	4	5	6	7	8	9	AB	R	H	RBI	BB	SO	LOB	BOTTOM
2 Adam Eaton, L OBP: 0.393, SLG: 0.410 55 Tim Collins, L										3	2	2	2	2	0	1	Miami Marlins @ Washington Nationals Nationals Park, Washington, DC Tue Sep 25 2018, 7:06 PM - 10:17 PM EDT Att: 26,483 - Partly Cloudy - 78 F
53 Austen Williams, R 52 Jimmy Cordero, R										0	0	0	0	0	0	0	
7 Trea Turner, R OBP: 0.344, SLG: 0.412										5	0	0	0	0	2	7	
34 Bryce Harper, L OBP: 0.393, SLG: 0.498 16 Victor Robles, R OBP: 0.275, SLG: 0.413										1	2	1	0	3	0	0	
6 Anthony Rendon, R OBP: 0.378, SLG: 0.540 5 Adrián Sánchez, R OBP: 0.224, SLG: 0.292										3	2	3	4	0	0	0	
22 Juan Soto, L OBP: 0.405, SLG: 0.513										1	0	1	0	0	0	0	
11 Ryan Zimmerman, R OBP: 0.335, SLG: 0.495										3	1	0	0	2	0	4	
32 Matt Wieters, S OBP: 0.328, SLG: 0.377										4	0	3	1	0	0	0	
1 Wilmer Difo, S OBP: 0.298, SLG: 0.352										3	1	0	0	1	1	3	
31 Max Scherzer, R OBP: 0.274, SLG: 0.271 45 Andrew Stevenson, L OBP: 0.310, SLG: 0.354										3	0	0	0	0	0	3	
Inning Stats	R: 3 H: 1 E: 0 K: 1 S: 14	W: 1 L: 0 LOB: 2 BB: 2 P: 17	R: 0 H: 1 E: 0 K: 1 S: 9	R: 0 H: 1 E: 0 K: 0 S: 8	R: 0 H: 1 E: 0 K: 1 S: 9	R: 0 H: 1 E: 0 K: 1 S: 15	R: 0 H: 0 E: 0 K: 1 S: 8	R: 6 H: 5 E: 0 K: 1 S: 24	R: 0 H: 1 E: 0 K: 0 S: 9	1B: 6 2B: 4 3B: 0 HR: 1	SF: 0 LOB: 1 DP: 3 HBP: 1	WP: 1 PB: 0 SB: 1 CS: 0	PA: 42	ERA: 6.75 WHIP: 2.000	ERA: 0.00 WHIP: 1.000	ERA: 135.00 WHIP: 9.000	
PITCHER	IP: 4.0 WLS: L BF: 19 H: 4 R: 3 ER: 3 SO: 3 BB: 4 IBB: 0 HBP: 1 BLK: 0 WP: 0 HR: 1 S: 36 P: 69 ERA: 6.75 WHIP: 2.000	IP: 2.0 WLS: 8 BF: 8 H: 1 R: 0 ER: 0 SO: 2 BB: 1 IBB: 0 HBP: 0 BLK: 0 WP: 0 HR: 17 S: 32 P: 32 ERA: 0.00 WHIP: 1.000	IP: 0.1 WLS: 6 BF: 3 H: 5 R: 5 ER: 0 SO: 0 BB: 2 IBB: 0 HBP: 0 BLK: 0 WP: 1 HR: 12 S: 19 P: 19 ERA: 135.00 WHIP: 9.000	IP: 0.2 WLS: 5 BF: 2 H: 2 R: 1 ER: 1 SO: 1 BB: 0 IBB: 0 HBP: 0 BLK: 0 WP: 0 HR: 12 S: 23 P: 23 ERA: 13.50 WHIP: 4.500	IP: 1.0 WLS: 4 BF: 1 H: 0 R: 0 ER: 0 SO: 0 BB: 1 IBB: 0 HBP: 0 BLK: 0 WP: 0 HR: 9 S: 16 P: 16 ERA: 0.00 WHIP: 2.000	PITCHER											

Batter	1	2	3	4	5	6	7	8	9	AB	R	H	RBI	BB	SO	LOB	TOP		
10 JT Riddle, L 11 J. Roehlmann, R 53 Brett Graves, R 56 Tayron Guerrero, R 44 Austin Dean, R 57 Elieser Hernández, R											2	0	0	0	0	1	0	Miami Marlins @ Washington Nationals Nationals Park, Washington, DC Wed Sep 26 2018, 4:05 PM EDT Att: 28,680 - Cloudy - 88 F	
15 Brian Anderson, R OBP: 0.356, SLG: 0.400										4	1	2	3	0	0	0			
32 Derek Dietrich, L OBP: 0.330, SLG: 0.423										4	0	2	0	0	0	0			
45 Peter O'Brien, R OBP: 0.350, SLG: 0.585										2	0	0	0	1	2	2			
52 Rafael Ortega, L OBP: 0.293, SLG: 0.277										3	0	0	0	0	1	4			
48 Christopher Bestick, R OBP: 0.313, SLG: 0.289										2	0	0	0	1	1	2			
17 Chad Wallach, R OBP: 0.271, SLG: 0.282										1	1	0	0	2	0	0			
54 Wei-Yin Chen, R OBP: 0.150, SLG: 0.175										1	0	0	0	0	1	0			
19 Miguel Rojas, R OBP: 0.294, SLG: 0.342										2	0	1	0	0	0	2			
34 Magneuris Sierra, L OBP: 0.228, SLG: 0.209										1	0	0	0	0	1	0			
9 Lewis Brinson, R OBP: 0.240, SLG: 0.341										2	1	0	0	0	0	4			
Inning Stats	R: 0 E: 0 K: 1 S: 7	H: 0 LOB: 0 BB: 0 P: 11	R: 0 E: 0 K: 1 S: 7	H: 0 LOB: 0 BB: 0 P: 12	R: 0 E: 0 K: 2 S: 9	H: 0 LOB: 0 BB: 0 P: 15	R: 0 E: 0 K: 0 S: 8	H: 1 LOB: 2 BB: 1 P: 19	R: 0 E: 0 K: 1 S: 10	H: 0 LOB: 2 BB: 1 P: 23	R: 0 E: 0 K: 3 S: 12	H: 2 LOB: 2 BB: 0 P: 19	R: 3 E: 0 K: 1 S: 16	H: 2 LOB: 0 BB: 1 P: 26					
PITCHER	IP WLS BF H R ER SO BB IBB HBP BLK WP HR S P ERA WHIP																		
61 Kyle McGowin, R ERA: 2.7	4.0		16	1	0	0	4	3	0	0	0	0	0	0	0	34	68	0.00	1.000
33 Matt Grace, L ERA: 2.97	1.0	5	2	0	0	1	0	0	0	0	0	0	0	9	15	0.00	2.000		
51 Wander Suero, R ERA: 3.66	1.0	W	3	0	0	0	3	0	0	0	0	0	0	10	16	0.00	0.000		
68 Jefry Rodriguez, R ERA: 5.71	1.0		6	2	3	3	1	1	0	0	0	0	0	1	16	26	27.00	3.000	

AB 26
R 3
H 5
RBI 3
BB 4
SO 9
LOB 18



Batter	1	2	3	4	5	6	7	8	9	AB	R	H	RBI	BB	SO	LOB	BOTTOM	
16 Victor Robles, R OBP: 0.321, SLG: 0.529										5	1	4	5	0	0	1	Miami Marlins @ Washington Nationals Nationals Park, Washington, DC Wed Sep 26 2018, 4:05 PM EDT Att: 28,680 - Cloudy - 88 F	
7 Trea Turner, R OBP: 0.344, SLG: 0.410										3	0	0	0	2	0	3		
34 Bryce Harper, L OBP: 0.391, SLG: 0.494										4	0	0	0	0	2	5		
6 Anthony Rendon, R OBP: 0.375, SLG: 0.536										4	0	0	0	0	0	4		
22 Juan Soto, L OBP: 0.406, SLG: 0.515										4	1	2	0	0	0	0		
11 Ryan Zimmerman, R OBP: 0.337, SLG: 0.496										0	1	0	0	1	0	0		
14 Mark Reynolds, R OBP: 0.332, SLG: 0.492										2	1	1	0	1	0	1		
5 Adrián Sánchez, R OBP: 0.284, SLG: 0.327										4	2	3	0	0	0	1		
64 Spencer Kieboom, R OBP: 0.321, SLG: 0.319										3	2	2	3	1	0	2		
61 Kyle McGowin, R ERA: 4.79	4.0	L	22	7	5	4	1	3	0	0	0	0	0	0	0	0		
33 Matt Grace, L ERA: 5.4	1.0		8	4	4	4	1	1	0	0	0	0	0	0	0	0		
56 Tayron Guerrero, R ERA: 5.63	1.0		4	1	0	0	0	0	0	0	0	0	0	0	0	0		
57 Elieser Hernández, R ERA: 5.21	1.0		4	0	0	0	1	1	0	0	0	0	0	0	0	0		
Inning Stats	R: 0 E: 0 K: 0 S: 12	H: 1 LOB: 1 BB: 0 P: 17	R: 5 E: 1 K: 0 S: 19	H: 4 LOB: 1 BB: 2 P: 32	R: 0 E: 0 K: 0 S: 6	H: 1 LOB: 2 BB: 1 P: 13	R: 0 E: 0 K: 1 S: 7	H: 1 LOB: 1 BB: 0 P: 10	R: 4 E: 0 K: 1 S: 18	H: 4 LOB: 1 BB: 1 P: 31	R: 0 E: 0 K: 0 S: 9	H: 1 LOB: 1 BB: 0 P: 11	R: 0 E: 0 K: 1 S: 9	H: 0 LOB: 1 BB: 1 P: 15				
PITCHER	IP WLS BF H R ER SO BB IBB HBP BLK WP HR S P ERA WHIP																	
54 Wei-Yin Chen, L ERA: 4.79	4.0		22	7	5	4	1	3	0	0	0	0	0	0	0	0	9.00	2.500
53 Brett Graves, R ERA: 5.4	1.0		8	4	4	4	1	1	0	0	0	0	0	0	0	0	36.00	5.000
56 Tayron Guerrero, R ERA: 5.63	1.0		4	1	0	0	0	0	0	0	0	0	0	0	0	0	0.00	1.000
57 Elieser Hernández, R ERA: 5.21	1.0		4	0	0	0	1	1	0	0	0	0	0	0	0	0	0.00	1.000


AB 33
R 9
H 12
RBI 8
BB 5
SO 3
LOB 23



Batter	1	2	3	4	5	6	7	8	9	AB	R	H	RBI	BB	SO	LOB	TOP						
16 Victor Robles, R OBP: 0.328, SLG: 0.536	L5		K						K	5	0	2	0	0	2	2							
7 Trea Turner, R OBP: 0.345, SLG: 0.411	L6		L7			G5-3			G1-3	5	0	1	2	0	0	2							
34 Bryce Harper, L OBP: 0.391, SLG: 0.494	L6		L7						K	5	0	2	0	0	1	1							
6 Anthony Rendon, R OBP: 0.376, SLG: 0.537	P3		K						K	4	0	2	0	0	1	3							
22 Juan Soto, L OBP: 0.405, SLG: 0.511	F7								K2-3	3	0	0	0	1	1	2							
14 Mark Reynolds, R OBP: 0.330, SLG: 0.487	K		K						K	4	0	1	0	0	2	5							
5 Adrián Sánchez, R OBP: 0.286, SLG: 0.345										3	1	2	0	0	0	1	AB 38						
2 Adam Eaton, L OBP: 0.391, SLG: 0.408										1	0	0	0	0	1	0	R 2						
51 Wander Suero, R OBP: 0.330, SLG: 0.408										0	0	0	0	0	0	0	H 12						
64 Spencer Kieboom, R OBP: 0.329, SLG: 0.328										3	1	2	0	0	0	0	RBI 2						
1 Wilmer Difo, S OBP: 0.236, SLG: 0.351										1	0	0	0	0	0	0	BB 1						
41 Joe Ross, R										2	0	0	0	0	1	5	SO 9						
3 Michael Taylor, R										1	0	0	0	0	0	0	LOB 21						
36 Sammy Solís, R										0	0	0	0	0	0	0							
60 Justin Miller, R										0	0	0	0	0	0	0							
52 Jimmy Cordero, R										1	0	0	0	0	0	0							
45 Andrew Stevenson, L										0	0	0	0	0	0	0							
29 Pedro Severino, R										0	0	0	0	0	0	0							
Inning Stats	R: 0 E: 0 K: 0 S: 5	H: 1 LOB: 1 BB: 0 P: 6	R: 0 E: 0 K: 0 S: 15	H: 3 LOB: 2 BB: 0 P: 20	R: 0 E: 0 K: 2 S: 13	H: 2 LOB: 1 BB: 1 P: 23	R: 2 E: 0 K: 2 S: 17	H: 3 LOB: 1 BB: 0 P: 23	R: 0 E: 0 K: 0 S: 8	H: 1 LOB: 1 BB: 0 P: 15	R: 0 E: 0 K: 0 S: 7	H: 1 LOB: 1 BB: 0 P: 9	R: 0 E: 0 K: 2 S: 10	H: 1 LOB: 1 BB: 0 P: 19	R: 0 E: 0 K: 1 S: 6	H: 0 LOB: 0 BB: 0 P: 7	R: 0 E: 0 K: 2 S: 8	H: 0 LOB: 0 BB: 0 P: 11	1B: 9 2B: 2 3B: 1 HR: 0	SF: 0 SAC: 0 DP: 1 HBP: 0	WP: 0 PB: 0 SB: 2 CS: 0	PA: 39	
PITCHER	IP WLS BF H R ER SO BB IBB HBP BLK WP HR S P ERA WHIP	IP WLS BF H R ER SO BB IBB HBP BLK WP HR S P ERA WHIP	IP WLS BF H R ER SO BB IBB HBP BLK WP HR S P ERA WHIP	IP WLS BF H R ER SO BB IBB HBP BLK WP HR S P ERA WHIP	IP WLS BF H R ER SO BB IBB HBP BLK WP HR S P ERA WHIP	IP WLS BF H R ER SO BB IBB HBP BLK WP HR S P ERA WHIP	IP WLS BF H R ER SO BB IBB HBP BLK WP HR S P ERA WHIP	IP WLS BF H R ER SO BB IBB HBP BLK WP HR S P ERA WHIP	IP WLS BF H R ER SO BB IBB HBP BLK WP HR S P ERA WHIP	IP WLS BF H R ER SO BB IBB HBP BLK WP HR S P ERA WHIP	IP WLS BF H R ER SO BB IBB HBP BLK WP HR S P ERA WHIP	IP WLS BF H R ER SO BB IBB HBP BLK WP HR S P ERA WHIP	IP WLS BF H R ER SO BB IBB HBP BLK WP HR S P ERA WHIP	IP WLS BF H R ER SO BB IBB HBP BLK WP HR S P ERA WHIP	IP WLS BF H R ER SO BB IBB HBP BLK WP HR S P ERA WHIP	IP WLS BF H R ER SO BB IBB HBP BLK WP HR S P ERA WHIP	IP WLS BF H R ER SO BB IBB HBP BLK WP HR S P ERA WHIP	IP WLS BF H R ER SO BB IBB HBP BLK WP HR S P ERA WHIP	IP WLS BF H R ER SO BB IBB HBP BLK WP HR S P ERA WHIP	IP WLS BF H R ER SO BB IBB HBP BLK WP HR S P ERA WHIP	IP WLS BF H R ER SO BB IBB HBP BLK WP HR S P ERA WHIP	IP WLS BF H R ER SO BB IBB HBP BLK WP HR S P ERA WHIP	IP WLS BF H R ER SO BB IBB HBP BLK WP HR S P ERA WHIP

Washington Nationals @ Colorado Rockies
Coors Field, Denver, CO
Fri Sep 28 2018, 6:12 PM - 9:02 PM MDT
Att: 48,089 - Partly Cloudy - 51 F


livebaseballscorecards.com



Batter	1	2	3	4	5	6	7	8	9	AB	R	H	RBI	BB	SO	LOB	BOTTOM						
19 Charlie Blackmon, L OBP: 0.359, SLG: 0.492	G4-3									4	1	1	1	0	0	0							
9 DJ LeMahieu, R OBP: 0.325, SLG: 0.434	G6-3		L4						G5-3	4	0	0	0	0	0	0							
26 David Dahl, L OBP: 0.329, SLG: 0.542	K								P5	4	1	1	1	0	1	0							
28 Nolan Arenado, R OBP: 0.373, SLG: 0.545									L6	4	0	1	0	0	0	0							
27 Trevor Story, R OBP: 0.346, SLG: 0.560										2	0	0	0	1	0	0							
5 Carlos González, L OBP: 0.331, SLG: 0.467										3	1	2	0	0	0	2							
20 Ian Desmond, R OBP: 0.306, SLG: 0.426										3	1	1	2	0	0	3							
42 Chris Iannetta, R OBP: 0.343, SLG: 0.383										3	1	2	1	0	1	0							
21 Kyle Freeland, L OBP: 0.119, SLG: 0.121										2	0	0	0	0	2	0							
59 Harrison Musgrave, L ERA: 6.41										0	0	0	0	0	0	0							
45 Scott Oberg, R ERA: 3.61										0	0	0	0	0	0	0							
8 Gerardo Parra, L OBP: 0.142, SLG: 0.179										1	0	0	0	0	1	0							
0 Adam Ottavino, S ERA: 6.0										0	0	0	0	0	0	0							
71 Wade Davis, R ERA: 3.59										0	0	0	0	0	0	0							
Inning Stats	R: 0 E: 0 K: 1 S: 12	H: 0 LOB: 0 BB: 0 P: 18	R: 0 E: 0 K: 0 S: 8	H: 1 LOB: 1 BB: 1 P: 15	R: 1 E: 0 K: 2 S: 15	H: 1 LOB: 0 BB: 0 P: 21	R: 0 E: 0 K: 0 S: 4	H: 0 LOB: 0 BB: 0 P: 8	R: 3 E: 0 K: 1 S: 15	H: 3 LOB: 0 BB: 0 P: 19	R: 1 E: 0 K: 0 S: 10	H: 2 LOB: 1 BB: 0 P: 19	R: 0 E: 0 K: 0 S: 6	H: 1 LOB: 0 BB: 0 P: 9	R: 0 E: 0 K: 0 S: 8	H: 0 LOB: 0 BB: 0 P: 12	1B: 2 2B: 2 3B: 0 HR: 4	SF: 0 SAC: 0 DP: 2 HBP: 0	WP: 0 PB: 0 SB: 0 CS: 0	PA: 31			
PITCHER	IP WLS BF H R ER SO BB IBB HBP BLK WP HR S P ERA WHIP	IP WLS BF H R ER SO BB IBB HBP BLK WP HR S P ERA WHIP	IP WLS BF H R ER SO BB IBB HBP BLK WP HR S P ERA WHIP	IP WLS BF H R ER SO BB IBB HBP BLK WP HR S P ERA WHIP	IP WLS BF H R ER SO BB IBB HBP BLK WP HR S P ERA WHIP	IP WLS BF H R ER SO BB IBB HBP BLK WP HR S P ERA WHIP	IP WLS BF H R ER SO BB IBB HBP BLK WP HR S P ERA WHIP	IP WLS BF H R ER SO BB IBB HBP BLK WP HR S P ERA WHIP	IP WLS BF H R ER SO BB IBB HBP BLK WP HR S P ERA WHIP	IP WLS BF H R ER SO BB IBB HBP BLK WP HR S P ERA WHIP	IP WLS BF H R ER SO BB IBB HBP BLK WP HR S P ERA WHIP	IP WLS BF H R ER SO BB IBB HBP BLK WP HR S P ERA WHIP	IP WLS BF H R ER SO BB IBB HBP BLK WP HR S P ERA WHIP	IP WLS BF H R ER SO BB IBB HBP BLK WP HR S P ERA WHIP	IP WLS BF H R ER SO BB IBB HBP BLK WP HR S P ERA WHIP	IP WLS BF H R ER SO BB IBB HBP BLK WP HR S P ERA WHIP	IP WLS BF H R ER SO BB IBB HBP BLK WP HR S P ERA WHIP	IP WLS BF H R ER SO BB IBB HBP BLK WP HR S P ERA WHIP	IP WLS BF H R ER SO BB IBB HBP BLK WP HR S P ERA WHIP	IP WLS BF H R ER SO BB IBB HBP BLK WP HR S P ERA WHIP	IP WLS BF H R ER SO BB IBB HBP BLK WP HR S P ERA WHIP	IP WLS BF H R ER SO BB IBB HBP BLK WP HR S P ERA WHIP	IP WLS BF H R ER SO BB IBB HBP BLK WP HR S P ERA WHIP

Washington Nationals @ Colorado Rockies
Coors Field, Denver, CO
Fri Sep 28 2018, 6:12 PM - 9:02 PM MDT
Att: 48,089 - Partly Cloudy - 51 F

livebaseballscorecards.com



Batter	1	2	3	4	5	6	7	8	9	AB	R	H	RBI	BB	SO	LOB	TOP										
16 Victor Robles, R OBP: 0.348, SLG: 0.525										3	0	1	0	0	0	2											
7 Trea Turner, R OBP: 0.344, SLG: 0.416										4	0	1	0	0	1	1											
34 Bryce Harper, L OBP: 0.393, SLG: 0.496										4	0	2	0	0	1	1											
6 Anthony Rendon, R OBP: 0.374, SLG: 0.535									3	0	0	0	1	1	2												
22 Juan Soto, L OBP: 0.406, SLG: 0.517									3	0	0	0	1	0	2												
14 Mark Reynolds, R OBP: 0.326, SLG: 0.476									2	0	0	0	1	1	2												
5 Adrián Sánchez, R OBP: 0.288, SLG: 0.345									3	0	1	0	0	0	2												
64 Spencer Kieboom, R OBP: 0.322, SLG: 0.320									3	0	0	0	0	1	2												
23 Erick Fedde, R OBP: 0.118, SLG: 0.063									1	0	0	0	0	0	0												
55 Tim Collins, L										0	0	0	0	0	0												
52 Jimmy Cordero, R										0	0	0	0	0	0												
3 Michael Taylor, R										0	0	0	0	0	0												
50 Austin Voth, R										0	0	0	0	0	0												
1 Wilmer Difo, S										0	0	0	0	0	0												
61 Kyle McGowan, R										0	0	0	0	0	0												
Inning Stats	R: 0 E: 0 K: 0 S: 4	H: 2 LOB: 0 BB: 4	R: 0 E: 0 K: 0 S: 10	H: 0 LOB: 1 BB: 2 P: 18	R: 0 E: 0 K: 0 S: 9	H: 0 LOB: 0 BB: 0 P: 14	R: 0 E: 0 K: 0 S: 10	H: 1 LOB: 1 BB: 0 P: 13	R: 0 E: 0 K: 1 S: 8	H: 0 LOB: 0 BB: 0 P: 12	R: 0 E: 0 K: 1 S: 6	H: 0 LOB: 0 BB: 0 P: 8	R: 0 E: 0 K: 2 S: 9	H: 0 LOB: 0 BB: 0 P: 14	R: 0 E: 0 K: 1 S: 13	H: 1 LOB: 2 BB: 1 P: 20	R: 0 E: 0 K: 1 S: 9	H: 1 LOB: 0 BB: 0 P: 14	1B: 3 2B: 3 3B: 0 HR: 0	SF: 0 SAC: 0 DP: 3 HBP: 1	WP: 0 PB: 0 SB: 0 CS: 1	PA: 32					
PITCHER	IP	WLS	BF	H	R	ER	SO	BB	IBB	HBP	BLK	WP	HR	S	P	ERA	WHIP										
44 Tyler Anderson, L ERA: 4.55	7.2	W	27	4	0	0	5	3	0	1	0	0	0	66	98	0.00	0.913										
18 Seungwan Oh, R ERA: 2.53	0.1		1	0	0	0	0	0	0	0	0	0	0	3	5	0.00	0.000										
52 Chris Rusin, L ERA: 6.09	1.0		4	1	0	0	1	0	0	0	0	0	0	9	14	0.00	1.000										

Washington Nationals @ Colorado Rockies
Coors Field, Denver, CO
Sun Sep 30 2018, 1:13 PM - 4:14 PM MDT
Att: 47,833 - Partly Cloudy - 52 F

AB	28
R	0
H	5
RBI	0
BB	3
SO	6
LOB	16



Batter	1	2	3	4	5	6	7	8	9	AB	R	H	RBI	BB	SO	LOB	BOTTOM										
19 Charlie Blackmon, L OBP: 0.356, SLG: 0.501										5	3	4	3	0	1	1											
15 Raimel Tapia, L OBP: 0.259, SLG: 0.480										0	1	0	0	0	0	0											
9 DJ LeMahieu, R OBP: 0.323, SLG: 0.431										4	1	1	1	0	0	2											
4 Pat Valaika, R OBP: 0.214, SLG: 0.246										0	0	0	0	0	0	0											
26 David Dahl, L OBP: 0.326, SLG: 0.541										5	1	1	3	0	2	3											
28 Nolan Arenado, R OBP: 0.374, SLG: 0.558										4	2	2	3	1	0	0											
24 Ryan McMahon, L OBP: 0.307, SLG: 0.376										0	0	0	0	0	0	0											
27 Trevor Story, R OBP: 0.348, SLG: 0.564										4	1	2	2	1	0	0											
1 Garrett Hampson, R OBP: 0.396, SLG: 0.400										0	0	0	0	0	0	0											
5 Carlos González, L OBP: 0.330, SLG: 0.470										5	0	1	0	0	2	3											
52 Chris Rusin, L OBP: 0.500, SLG: 0.500										0	0	0	0	0	0	0											
20 Ian Desmond, R OBP: 0.306, SLG: 0.423									4	0	0	0	0	2	2												
16 Drew Butera, R OBP: 0.264, SLG: 0.301										0	0	0	0	0	0	0											
42 Chris Iannetta, R OBP: 0.347, SLG: 0.387										2	1	1	0	2	0	0											
44 Tyler Anderson, L OBP: 0.167, SLG: 0.100										2	1	1	0	0	0	2											
18 Seungwan Oh, R										0	0	0	0	0	0	0											
7 Matt Holliday, R OBP: 0.422, SLG: 0.442										0	0	0	0	1	0	0											
56 Noel Cuevas, R OBP: 0.268, SLG: 0.315										0	1	0	0	0	0	0											
Inning Stats	R: 2 E: 0 K: 1 S: 10	H: 2 LOB: 0 BB: 0 P: 18	R: 0 E: 0 K: 0 S: 7	H: 0 LOB: 0 BB: 0 P: 13	R: 2 E: 0 K: 1 S: 11	H: 2 LOB: 0 BB: 0 P: 15	R: 0 E: 0 K: 1 S: 11	H: 1 LOB: 1 BB: 1 P: 18	R: 3 E: 0 K: 0 S: 20	H: 3 LOB: 1 BB: 1 P: 32	R: 0 E: 0 K: 1 S: 9	H: 0 LOB: 1 BB: 1 P: 17	R: 2 E: 0 K: 2 S: 13	H: 2 LOB: 0 BB: 0 P: 19	R: 3 E: 0 K: 1 S: 9	H: 3 LOB: 2 BB: 2 P: 23	1B: 5 2B: 2 3B: 1 HR: 5	SF: 1 SAC: 1 DP: 0 HBP: 0	WP: 1 PB: 0 SB: 1 CS: 0	PA: 42							
PITCHER	IP	WLS	BF	H	R	ER	SO	BB	IBB	HBP	BLK	WP	HR	S	P	ERA	WHIP										
23 Erick Fedde, R ERA: 5.54	4.0	L	18	5	4	4	3	1	0	0	0	0	1	9	11	∞	∞										
55 Tim Collins, L ERA: 4.37	0.0		3	3	3	3	0	0	0	0	0	0	0	1	9	∞	∞										
52 Jimmy Cordero, R ERA: 5.68	1.0		4	0	0	0	0	1	0	0	0	0	0	11	21	0.00	1.000										
50 Austin Voth, R ERA: 6.53	2.0		9	2	2	2	3	1	0	0	0	0	2	22	36	9.00	1.500										
61 Kyle McGowan, R ERA: 5.67	1.0		8	3	3	3	1	2	0	0	0	1	0	9	23	27.00	5.000										

Washington Nationals @ Colorado Rockies
Coors Field, Denver, CO
Sun Sep 30 2018, 1:13 PM - 4:14 PM MDT
Att: 47,833 - Partly Cloudy - 52 F

AB	35
R	12
H	13
RBI	12
BB	5
SO	7
LOB	13

