

# Washington Nationals - 2020

Batter	1	2	3	4	5	6	7	8	9	AB	R	H	RBI	BB	SO	LOB																			
Inning Stats											1B: 0	SF: 0	2B: 0	SAC: 0	3B: 0	DP: 0	HR: 0	HBP: 0	WP: 0	PA: 0															
PITCHER	IP	WLS	BF	H	R	ER	SO	BB	IBB	HBP	BLK	WP	HR	S	P	ERA	WHIP	PITCHER	IP	WLS	BF	H	R	ER	SO	BB	IBB	HBP	BLK	WP	HR	S	P	ERA	WHIP

**TOP**

**Washington Nationals @ Houston Astros**  
**TEAM Ballpark of the Palm Beaches, West Palm Beach, FL**

Sat Feb 22 2020, 6:05 PM EST  
Overcast - 68 F

[livebaseballscorecards.com](http://livebaseballscorecards.com)

AB 0  
R 0  
H 0  
RBI 0  
BB 0  
SO 0  
LOB 0



1B: 0 SF: 0 WP: 0 PA: 0  
2B: 0 SAC: 0 FB: 0  
3B: 0 DP: 0 SB: 0  
HR: 0 HBP: 0 CS: 0

Batter	1	2	3	4	5	6	7	8	9	AB	R	H	RBI	BB	SO	LOB																			
Inning Stats											1B: 0	SF: 0	2B: 0	SAC: 0	3B: 0	DP: 0	HR: 0	HBP: 0	WP: 0	PA: 0															
PITCHER	IP	WLS	BF	H	R	ER	SO	BB	IBB	HBP	BLK	WP	HR	S	P	ERA	WHIP	PITCHER	IP	WLS	BF	H	R	ER	SO	BB	IBB	HBP	BLK	WP	HR	S	P	ERA	WHIP

**BOTTOM**

**Washington Nationals @ Houston Astros**  
**TEAM Ballpark of the Palm Beaches, West Palm Beach, FL**

Sat Feb 22 2020, 6:05 PM EST  
Overcast - 68 F

[livebaseballscorecards.com](http://livebaseballscorecards.com)

AB 0  
R 0  
H 0  
RBI 0  
BB 0  
SO 0  
LOB 0



1B: 0 SF: 0 WP: 0 PA: 0  
2B: 0 SAC: 0 FB: 0  
3B: 0 DP: 0 SB: 0  
HR: 0 HBP: 0 CS: 0







Batter	1	2	3	4	5	6	7	8	9	AB	R	H	RBI	BB	SO	LOB	TOP		
16 Victor Robles, R 27 Emilio Bonifacio, S	(1,8) C FF 91 2-2 B SL 90 28 WP B SL 90 28 BB H SL 75 G6-3 HBP		B FC 87 1-1 S FC 85 F7			C FF 91 4-2 B SL 90 22 BB B SL 90 21 BB	B FF 87 2-2 D SL 87 L9 C CH 72 K CH 68			1 1 0 0 0 1 0 0 1 0 0 0 0 0 0 2									
2 Adam Eaton, L 22 Mac Williamson, R	(1,9) B FF 89 4-1 B SL 89 28 WP B FF 89 BB B FF 89		S FC 86 3-1			B FF 92 3-2 1 SAFE B SL 90 22 BB D SL 86 1B B FF 92 X SL 91	B CU 70 3-1 B SL 86 F8 C FF 88			2 0 2 0 1 0 0 0 1 0 0 0 0 0 0 2									
28 Kurt Suzuki, R 74 Taylor Gushue, S	(1,2) C SL 75 2-2 B SL 75 G6-3 B SL 77 1-2 X FF 90 2-H		1 SAFE X FC 88 G6-3				B CH 84 1-3 C SL 71 K S SL 86		B SL 88 1-3 B SL 88 K S SL 86	2 0 0 1 0 0 0 2 2 0 0 0 0 0 2 2									
22 Juan Soto, L 38 JB Shuck, L	(1,7) C FF 90 2-2 2 SAFE D CH 83 K T FF 91		X FF 90 0-0 L8			2 SAFE C SL 92 4-2 B SL 90 9 G4-6-3 B SL 90 BB B SL 85 B SL 85 B SL 85		B SL 88 1-0 X SL 86 G6-3	2 0 0 0 1 1 1 1 1 0 0 0 0 0 0 0										
9 Eric Thames, L 21 Tanner Rainey, R 48 Javy Guerra, R 85 Cody Wilson, R 77 Derek Self, R	(1,3) B SL 78 3-1 B SL 78 L9 B FF 91 C FF 89 X SL 88		C SL 80 1-3 S SL 84 K			S SL 85 2-2 B SL 91 G4-6-3 B FF 91 B FF 91 X SL 87		B FF 90 2-3 B SL 90 K C SL 86	3 0 0 0 0 1 1 4 0 0 0 0 0 0 0 0 0 0 0 0 0 0 0 0 1 0 0 0 0 1 0 0 0 0 0 0 0 0 0 0										
8 Carter Kieboom, R	(1,5) F FF 89 1-1 B CH 83 X FF 88 G5-3		C SL 82 1-2 B SL 85 X SL 85 G4-3			C FF 88 0-1 X CU 71 P6		B FF 91 4-1 B SL 91 65 G6-4-3 B FF 90 BB B FF 90	3 0 0 0 1 0 0 0										
65 Raudy Read, R OBP: 0.250, SLG: 0.500	(1,10) B SL 79 1-1 C SL 78 G6-3 X FF 90		X FF 88 0-0 G6-3			C CU 72 1-1 B CU 72 25 1B X SL 88 2B		T CH 85 0-1 X CH 85 G6-4-3	4 1 1 0 0 0 0 1										
1 Wilmer Difo, S 25 Jacob Wilson, R	(1,4) C FF 91 3-2 B SL 90 F9 B FF 90 B CH 82 X SL 88		B FF 89 2-0 X FF 88 1B 62 G6-4-3			B SL 73 1-2 B SL 73 62 1B X SL 75 1B		B FF 89 2-2 B SL 91 2B C CH 85 X CH 85	2 0 1 0 0 0 0 0 2 0 2 0 0 0 0 0										
62 Luis Garcia Jr., L OBP: 0.250, SLG: 0.250	(1,6) F FF 91 0-2 X FF 91 G6-3		X SL 80 0-0 G6-4-3			F SL 71 1-2 B SL 73 1B X FC 82		S FF 89 0-3 S CH 82 K	4 0 1 1 0 1 0 1 2										
<b>Inning Stats</b>	R: 1 H: 0 E: 0 LOB: 1 K: 1 BB: 1 S: 14 P: 27	R: 0 H: 0 E: 0 LOB: 0 K: 0 BB: 0 S: 8 P: 13	R: 0 H: 1 E: 0 LOB: 1 K: 0 BB: 0 S: 8 P: 12	R: 0 H: 0 E: 0 LOB: 0 K: 1 BB: 0 S: 7 P: 9	R: 0 H: 1 E: 0 LOB: 0 K: 0 BB: 0 S: 3 P: 5	R: 0 H: 1 E: 0 LOB: 2 K: 1 BB: 2 S: 15 P: 29	R: 0 H: 3 E: 0 LOB: 2 K: 0 BB: 0 S: 15 P: 23	R: 0 H: 0 E: 0 LOB: 0 K: 2 BB: 0 S: 7 P: 11	R: 0 H: 1 E: 0 LOB: 1 K: 1 BB: 1 S: 9 P: 15	1B: 6 SF: 0 2B: 1 3B: 0 HR: 0 DP: 3 HBP: 1	WP: 1 PA: 36 PB: 0 SB: 0 CS: 0								
<b>PITCHER</b>	IP WLS BF H R ER SO BB IBB HBP BLK WP HR S P ERA WHIP	IP WLS BF H R ER SO BB IBB HBP BLK WP HR S P ERA WHIP	IP WLS BF H R ER SO BB IBB HBP BLK WP HR S P ERA WHIP	IP WLS BF H R ER SO BB IBB HBP BLK WP HR S P ERA WHIP	IP WLS BF H R ER SO BB IBB HBP BLK WP HR S P ERA WHIP	IP WLS BF H R ER SO BB IBB HBP BLK WP HR S P ERA WHIP	IP WLS BF H R ER SO BB IBB HBP BLK WP HR S P ERA WHIP	IP WLS BF H R ER SO BB IBB HBP BLK WP HR S P ERA WHIP	IP WLS BF H R ER SO BB IBB HBP BLK WP HR S P ERA WHIP	ERA: 4.5 57 Eliaser Hernández, R	ERA: 0.00 88 Aaron Northcraft, R	ERA: 0.00 90 Dylan Lee, L	ERA: 0.00 96 Alex Vesia, L	ERA: 9.00 46 Pat Venditte, S	ERA: 0.00 72 Daniel Castano, L	ERA: 0.00 68 Lewin Diaz, L	ERA: 0.00 77 Derek Self, R	ERA: 0.00 73 Javy Guerra, R	ERA: 0.00 70 Javy Guerra, R
2 Jonathan Villar, S 47 Harold Ramirez, R	(1,10) C SL 93 2-3 B CU 82 K B FF 93 S FF 94	F SL 72 2-3 B SL 73 K D CU 70 D SL 74 S FF 89				F CU 78 1-2 S FF 83 L9 D CU 83		S SL 83 0-3 S SL 91 K	2 0 0 0 0 0 2 3 3 0 0 0 0 1 3										
15 Brian Anderson, R 65 Eddy Alvarez, L	(1,5) S FF 94 3-3 B SL 94 K B SL 94 S CU 82		C FF 88 1-2 B FF 88 K F SL 74 B CU 89 T FF 89			C FF 92 1-2 1 SAFE S SL 93 F8 X CU 79			2 0 0 0 0 0 2 0 2 0 0 0 0 0 2										
23 Corey Dickerson, L 25 Lewis Brinson, R	(1,8) X FF 93 0-0 G1-3		C FF 89 0-2 X SL 74 G1-3			C SL 90 2-2 B SL 70 G5-3 B FF 89 B CU 70 C FF 92 X CU 72		X SL 92 0-0 68 1B 60 1B	2 0 0 0 0 0 0 0 2 1 1 0 0 0 0										
24 Jesús Aguilar, R 68 Lewin Diaz, L	(1,3) C SL 92 2-1 B CH 86 E5 X FC 90 7 WP 27 1B		B SL 74 4-1 B FF 90 BB B SL 72			X FF 92 0-0 L7		F FF 91 0-1 X CH 86 60 1B	1 1 0 0 1 0 0 0 2 0 1 0 0 0 0 0										
7 Matt Joyce, L 60 Monte Harrison, R	(1,9) B SL 93 4-2 B CH 86 27 1B B FC 88 B FF 93 B CU 82		S FF 88 0-2 X CU 70 G5-3			B FF 94 2-2 1 SAFE S SL 93 89 CS C FF 92 1B X SL 88		B SL 85 3-2 B SL 92 89 1B D SL 86 84 2B B FF 90 X FF 92	1 0 0 0 1 0 1 1 2 1 2 1 0 0 0 0										
27 Matt Karm, R 89 Jerar Encarnación, R	(1,7) B SL 92 1-0 S SL 92 1B X SL 92		S FF 89 0-2 X FF 89 F9			B FF 84 3-1 1 SAFE B SL 91 F9 B FF 92 B SL 87 X SL 95		B FC 86 3-2 C FF 91 84 2B D CH 84 70 2B B FF 91 F SL 83 X FF 91	2 0 1 1 0 0 0 0 2 1 1 0 0 0 0 1										
1 Isan Diaz, L 84 Christian Lopez, R	(1,4) S SL 93 3-2 B SL 93 BB B CU 82 B FF 93 B SL 94		X FF 89 0-0 1B			S FF 92 1-2 B SL 92 47 L9 S FF 92 70 BB X SL 84		1 SAFE D SL 82 70 2B B SL 91 F SL 83 X SL 88	1 0 1 0 1 0 0 0 2 1 2 1 0 0 0 0										
38 Jorge Alfaro, R 87 Brian Navarrete, R	(1,2) C SL 94 2-1 B SL 93 27 1B B FS 89 X CU 82		D SL 82 1-3 1 SAFE F SL 88 K C CU 71			B SL 92 1-0 B SL 92 P4 X SL 87		B SL 91 2-3 B FC 85 70 2B C CH 84	2 0 0 0 0 1 1 4 2 0 0 0 0 1 3										
19 Miguel Rojas, R 70 Jazz Christolm Jr., L	(1,6) S FF 89 0-2 X CU 68 F4		F FF 88 1-3 1 SAFE S FF 88 K			D CU 79 4-1 B SL 85 65 S B CH 84		S CH 85 1-1 B SL 85 X FC 88	2 0 0 0 0 1 1 4 1 0 1 2 1 0 0 0										
<b>Inning Stats</b>	R: 0 H: 0 E: 0 LOB: 0 K: 2 BB: 0 S: 7 P: 12	R: 1 H: 1 E: 1 LOB: 3 K: 1 BB: 2 S: 17 P: 32	R: 0 H: 0 E: 0 LOB: 1 K: 1 BB: 1 S: 12 P: 17	R: 0 H: 1 E: 0 LOB: 1 K: 2 BB: 0 S: 10 P: 12	R: 0 H: 0 E: 0 LOB: 0 K: 0 BB: 0 S: 10 P: 13	R: 0 H: 1 E: 0 LOB: 2 K: 0 BB: 1 S: 6 P: 11	R: 0 H: 1 E: 0 LOB: 2 K: 0 BB: 1 S: 11 P: 19	R: 4 H: 6 E: 0 LOB: 1 K: 2 BB: 0 S: 20 P: 31	1B: 8 SF: 0 2B: 2 3B: 0 HR: 0 DP: 0 HBP: 0	WP: 1 PA: 37 PB: 0 SB: 3 CS: 1									
<b>PITCHER</b>	IP WLS BF H R ER SO BB IBB HBP BLK WP HR S P ERA WHIP	IP WLS BF H R ER SO BB IBB HBP BLK WP HR S P ERA WHIP	IP WLS BF H R ER SO BB IBB HBP BLK WP HR S P ERA WHIP	IP WLS BF H R ER SO BB IBB HBP BLK WP HR S P ERA WHIP	IP WLS BF H R ER SO BB IBB HBP BLK WP HR S P ERA WHIP	IP WLS BF H R ER SO BB IBB HBP BLK WP HR S P ERA WHIP	IP WLS BF H R ER SO BB IBB HBP BLK WP HR S P ERA WHIP	IP WLS BF H R ER SO BB IBB HBP BLK WP HR S P ERA WHIP	IP WLS BF H R ER SO BB IBB HBP BLK WP HR S P ERA WHIP	ERA: 2.250 23 Erick Fedde, R	ERA: 36.0 77 Derek Self, R	ERA: 0.00 33 Ryne Harper, R	ERA: 0.00 52 Paolo Espino, R	ERA: 0.00 21 Tanner Rainey, R	ERA: 0.00 48 Javy Guerra, R	ERA: 0.00 19 Miguel Rojas, R	ERA: 0.00 70 Jazz Christolm Jr., L	ERA: 0.00 70 Javy Guerra, R	ERA: 0.00 70 Javy Guerra, R

Washington Nationals @ Miami Marlins  
Roger Dean Chevrolet Stadium, Jupiter, FL  
Sun Feb 23 2020, 1:09 PM - 4:08 PM EST  
Att: 3,304 - Partly Cloudy - 76 F

AB 31  
R 2  
H 7  
RBI 2  
BB 4  
SO 6  
LOB 16



Washington Nationals @ Miami Marlins  
Roger Dean Chevrolet Stadium, Jupiter, FL  
Sun Feb 23 2020, 1:09 PM - 4:08 PM EST  
Att: 3,304 - Partly Cloudy - 76 F

AB 33  
R 5  
H 10  
RBI 5  
SO 8  
LOB 21









Batter	1	2	3	4	5	6	7	8	9	AB	R	H	RBI	BB	SO	LOB	TOP									
9 Eric Thames, L (1, 3) OBP: 0.200, SLG: 0.400 25 Jacob Wilson, R (2, 3) OBP: 0.714, SLG: 0.833	1-1 2B	1-0 F9		4-0 22 WP 22 1B BB	0-0 2B		0-3 K	0-0 76 BB 1B		2	0	1	0	0	0	1	Washington Nationals @ St. Louis Cardinals Roger Dean Chevrolet Stadium, Jupiter, FL Tue Feb 25 2020, 1:08 PM - 4:56 PM EST Att: 4,814 - Partly Cloudy - 84 F  livebaseballscorecards.com									
28 Kurt Suzuki, R (1, 2) OBP: 0.600, SLG: 0.500 76 Jakson Reetz, R (4, FR) OBP: 0.800, SLG: 0.667	4-1 8 FC6-4 BB		0-0 22 HR 1B	0-0 22 1B 3 SF7 1B	0-3 K		0-0 18 1B 17 FC3-6 1B	4-0 1B		2	1	2	0	1	0	0										
22 Juan Soto, L (1, 7) OBP: 0.250, SLG: 1.000 29 Yadiel Hernandez, L (5, 7)	0-3 K		3-1 1-H HR	1-0 3 SF7 8 BB 1B		0-0 8 1B 91 BB 1B	4-0 17 FC3-6 18 1B 1B	0-0 G3-1		3	1	2	3	0	1	2										
47 Howie Kendrick, R (1, 10) OBP: 0.250, SLG: 0.250 65 Raudy Read, R (4, PH) OBP: 0.250, SLG: 0.286 18 Jake Noll, R (7, PH) OBP: 0.286, SLG: 0.167	0-2 F4		0-0 1 1B 1B	0-3 K		4-0 91 BB 22 FC4-6 1B	0-0 17 FC3-6 1B		0-0 F9	2	0	1	0	0	0	2										
8 Carter Kieboom, R (1, 5) OBP: 0.375, SLG: 0.167 17 Andrew Stevenson, L (6, 9) OBP: 0.375, SLG: 0.333	0-0 FC6-4		0-0 L9	4-0 1-2 BB		0-0 22 FC4-6 91 BB 1B	0-0 FC3-6		0-0 G6-3	3	0	1	0	1	0	3										
3 Michael Taylor, R (1, 8) OBP: 0.333, SLG: 0.600 91 Rafael Bautista, R (5, 8)		0-0 SH1-3 27 1B 2B	0-0 F8	0-0 SF7		4-0 22 FC4-6 BB	0-0 G6-3		0-3 K	2	1	1	1	0	0	1										
1 Wilmer Difo, S (1, 6) OBP: 0.286, SLG: 0.286 5 Adrián Sánchez, R (6, 4) OBP: 0.250, SLG: 0.500		0-0 SH1-3	0-0 22 WP 1B	0-0 L4		0-0 P3		0-0 62 F9 25 1B 2B		3	0	1	0	0	0	5										
22 Mac Williamson, R (1, 9) 62 Luis García Jr., L (6, 6) OBP: 0.167, SLG: 0.167		0-0 G5-3	4-0 1-2 BB		0-0 F8	0-0 FC4-6		0-0 F9		3	0	0	1	1	0	3										
27 Emilio Bonifacio, S (1, 4) OBP: 0.286, SLG: 0.571 75 Drew Ward, L (6, 3)		0-0 9 WP 1B	0-3 K		0-0 F9	0-3 K		0-3 K		4	0	1	1	0	2	5										
<b>Inning Stats</b>	R: 0 E: 0 K: 1 S: 10	H: 1 LOB: 2 BB: 1 P: 15	R: 1 E: 0 K: 0 S: 5	H: 2 LOB: 1 BB: 0 P: 6	R: 2 E: 0 K: 1 S: 10	H: 4 LOB: 3 BB: 1 P: 17	R: 2 E: 0 K: 1 S: 7	H: 2 LOB: 2 BB: 2 P: 16	R: 0 E: 0 K: 1 S: 6	H: 1 LOB: 1 BB: 0 P: 6	R: 2 E: 0 K: 1 S: 7	H: 2 LOB: 2 BB: 2 P: 15	R: 1 E: 0 K: 1 S: 7	H: 2 LOB: 1 BB: 1 P: 11	R: 1 E: 0 K: 1 S: 7	H: 2 LOB: 2 BB: 1 P: 11		R: 0 E: 0 K: 1 S: 5	H: 0 LOB: 0 BB: 0 P: 5	1B: 11 2B: 4 3B: 0 HR: 1	SF: 1 SAC: 1 DP: 0 HBP: 0	WP: 3 PB: 0 SB: 0 CS: 0	PA: 51			
<b>PITCHER</b>	IP WLS BF H R ER SO BB IBB HBP BLK WP HR S P ERA WHIP	2.0 10 8 3 1 1 1 1 0 0 0 0 0 15 21 4.50 2.000	1.0 8 4 2 2 1 1 0 0 0 0 1 1 10 17 18.00 5.000	0.1 5 2 2 2 1 2 0 0 0 0 1 0 5 14 54.00 12.000	1.2 6 1 0 0 1 0 0 0 0 0 0 0 8 8 0.00 0.600	1.0 7 2 2 2 1 2 0 0 0 0 0 0 7 15 18.00 4.000	0.1 4 2 1 1 1 1 0 0 0 0 0 0 5 9 27.00 9.000	1.2 8 2 1 1 1 1 0 0 0 0 0 0 9 13 5.40 1.800	1.0 3 0 0 0 1 0 0 0 0 0 0 0 5 5 0.00 0.000	<b>PITCHER</b>	IP WLS BF H R ER SO BB IBB HBP BLK WP HR S P ERA WHIP	0.1 4 2 1 1 1 1 0 0 0 0 0 0 5 9 27.00 9.000	1.2 8 2 1 1 1 1 0 0 0 0 0 0 9 13 5.40 1.800	1.0 3 0 0 0 1 0 0 0 0 0 0 0 5 5 0.00 0.000	0.1 4 2 1 1 1 1 0 0 0 0 0 0 5 9 27.00 9.000	1.2 8 2 1 1 1 1 0 0 0 0 0 0 9 13 5.40 1.800	1.0 3 0 0 0 1 0 0 0 0 0 0 0 5 5 0.00 0.000	0.1 4 2 1 1 1 1 0 0 0 0 0 0 5 9 27.00 9.000	1.2 8 2 1 1 1 1 0 0 0 0 0 0 9 13 5.40 1.800	1.0 3 0 0 0 1 0 0 0 0 0 0 0 5 5 0.00 0.000	0.1 4 2 1 1 1 1 0 0 0 0 0 0 5 9 27.00 9.000	1.2 8 2 1 1 1 1 0 0 0 0 0 0 9 13 5.40 1.800	1.0 3 0 0 0 1 0 0 0 0 0 0 0 5 5 0.00 0.000	0.1 4 2 1 1 1 1 0 0 0 0 0 0 5 9 27.00 9.000	1.2 8 2 1 1 1 1 0 0 0 0 0 0 9 13 5.40 1.800	1.0 3 0 0 0 1 0 0 0 0 0 0 0 5 5 0.00 0.000

Batter	1	2	3	4	5	6	7	8	9	AB	R	H	RBI	BB	SO	LOB	BOTTOM																																																												
16 Koltan Wong, L (1, 4) OBP: 0.250, SLG: 0.500 55 Max Schrock, L (4, 4) OBP: 0.500, SLG: 0.667	0-0 68 G4-3 11 SF8 2B		0-0 G4-3		4-0 34 HR 68 WP BB		4-0 34 G6-3 68 BB BB		0-0 FC4-6 34 FC4-6 68 E	2	1	1	0	0	0	1	Washington Nationals @ St. Louis Cardinals Roger Dean Chevrolet Stadium, Jupiter, FL Tue Feb 25 2020, 1:08 PM - 4:56 PM EST Att: 4,814 - Partly Cloudy - 84 F  livebaseballscorecards.com																																																												
68 Dylan Carlson, S (1, 9) OBP: 0.333, SLG: 0.250	0-0 G4-3		0-0 E3 11 HR		1-2 K		1-2 34 G6-3 BB		0-0 FC3 34 FC4-6	4	1	0	0	1	1	4																																																													
11 Paul DeJong, R (1, 6) OBP: 0.250, SLG: 1.333 34 Yairo Muñoz, R (4, 6) OBP: 0.286, SLG: 0.714	0-0 SF8		0-1 1-H 3-H HR		1-0 2-H HR		0-0 G6-3		0-0 FC4-6 28 DI	1	1	1	4	0	0	0																																																													
32 Matt Wieters, S (1, 2) 28 Oscar Hernández, R (5, 2)	0-3 K		0-0 L9		0-0 F8		0-3 K		0-0 F8	2	0	0	0	0	1	0																																																													
48 Harrison Bader, R (1, 8) OBP: 0.333, SLG: 1.000 26 Justin Williams, L (7, 9)		0-3 K	0-2 K		0-0 G4-3		0-0 G1-3			3	0	0	0	0	2	0																																																													
47 Rangel Ravelo, R (1, 10) OBP: 0.875, SLG: 0.800 97 Iván Herrera, R (8, PH) OBP: 1.000, SLG: 1.000		0-0 81 FC5-6 1B		0-0 81 FC4-6 1B		4-0 38 E BB		0-0 1B		2	0	2	0	1	0	0																																																													
81 Nolan Gorman, L (1, 5) OBP: 0.286, SLG: 0.167 49 Elehuris Montero, R (7, 5)		0-0 FC5-6		0-0 FC4-6 38 G6-4-3		0-3 K		0-3 K		3	0	0	0	0	1	3																																																													
38 Austin Dean, R (1, 7) OBP: 0.273, SLG: 0.111	1 SAFE L9		0-0 G6-4-3		0-0 G5-3		0-0 L9			4	0	0	0	0	0	4																																																													
84 Evan Mendoza, R (1, 3) OBP: 0.500, SLG: 0.400			4-0 68 E 16 G4-3 11 HR BB		0-0 F8		0-0 P4		0-0 55 FC4-6 1B	3	1	1	0	1	0	0																																																													
<b>Inning Stats</b>	R: 1 E: 0 K: 1 S: 6	H: 1 LOB: 0 BB: 0 P: 6	R: 0 E: 0 K: 1 S: 6	H: 1 LOB: 1 BB: 0 P: 6	R: 3 E: 1 K: 1 S: 8	H: 1 LOB: 0 BB: 1 P: 12	R: 0 E: 0 K: 0 S: 3	H: 1 LOB: 0 BB: 0 P: 3	R: 2 E: 0 K: 1 S: 6	H: 1 LOB: 1 BB: 1 P: 12	R: 0 E: 0 K: 1 S: 5	H: 0 LOB: 1 BB: 1 P: 9	R: 0 E: 0 K: 1 S: 5	H: 0 LOB: 2 BB: 2 P: 13	R: 0 E: 0 K: 1 S: 6	H: 1 LOB: 1 BB: 0 P: 6		R: 0 E: 1 K: 0 S: 5	H: 1 LOB: 2 BB: 0 P: 5	1B: 4 2B: 1 3B: 0 HR: 2	SF: 1 SAC: 0 DP: 1 HBP: 0	WP: 1 PB: 0 SB: 0 CS: 0	PA: 40																																																						
<b>PITCHER</b>	IP WLS BF H R ER SO BB IBB HBP BLK WP HR S P ERA WHIP	2.0 8 6 2 1 1 2 0 0 0 0 0 0 12 12 4.50 1.000	1.0 6 1 3 2 1 1 0 0 0 0 0 0 3 3 0.00 1.000	1.0 5 1 2 2 1 1 0 0 0 0 1 1 6 12 18.00 2.000	1.0 4 0 0 0 0 1 0 0 0 0 0 0 5 9 0.00 1.000	0.1 5 0 0 0 0 0 0 0 0 0 0 0 12 12 18.00 2.000	1.0 4 1 0 0 1 1 0 0 0 0 0 0 6 6 0.00 1.000	1.0 5 1 0 0 0 1 0 0 0 0 0 0 5 5 0.00 1.000	0.1 4 2 0 0 0 0 0 0 0 0 0 0 5 9 27.00 9.000	1.0 5 0 0 0 0 0 0 0 0 0 0 0 6 6 0.00 1.000	1.0 4 1 0 0 1 1 0 0 0 0 0 0 5 5 0.00 1.000	0.1 5 0 0 0 0 0 0 0 0 0 0 0 12 12 18.00 2.000	1.0 4 1 0 0 1 1 0 0 0 0 0 0 6 6 0.00 1.000	1.0 5 1 0 0 0 1 0 0 0 0 0 0 5 5 0.00 1.000	0.1 4 2 0 0 0 0 0 0 0 0 0 0 5 9 27.00 9.000	1.0 5 0 0 0 0 0 0 0 0 0 0 0 6 6 0.00 1.000	1.0 4 1 0 0 1 1 0 0 0 0 0 0 5 5 0.00 1.000	0.1 5 0 0 0 0 0 0 0 0 0 0 0 12 12 18.00 2.000	1.0 4 1 0 0 1 1 0 0 0 0 0 0 6 6 0.00 1.000	1.0 5 1 0 0 0 1 0 0 0 0 0 0 5 5 0.00 1.000	0.1 5 0 0 0 0 0 0 0 0 0 0 0 12 12 18.00 2.000	1.0 4 1 0 0 1 1 0 0 0 0 0 0 6 6 0.00 1.000	1.0 5 1 0 0 0 1 0 0 0 0 0 0 5 5 0.00 1.000	0.1 5 0 0 0 0 0 0 0 0 0 0 0 12 12 18.00 2.000	1.0 4 1 0 0 1 1 0 0 0 0 0 0 6 6 0.00 1.000	1.0 5 1 0 0 0 1 0 0 0 0 0 0 5 5 0.00 1.000	0.1 5 0 0 0 0 0 0 0 0 0 0 0 12 12 18.00 2.000	1.0 4 1 0 0 1 1 0 0 0 0 0 0 6 6 0.00 1.000	1.0 5 1 0 0 0 1 0 0 0 0 0 0 5 5 0.00 1.000	0.1 5 0 0 0 0 0 0 0 0 0 0 0 12 12 18.00 2.000	1.0 4 1 0 0 1 1 0 0 0 0 0 0 6 6 0.00 1.000	1.0 5 1 0 0 0 1 0 0 0 0 0 0 5 5 0.00 1.000	0.1 5 0 0 0 0 0 0 0 0 0 0 0 12 12 18.00 2.000	1.0 4 1 0 0 1 1 0 0 0 0 0 0 6 6 0.00 1.000	1.0 5 1 0 0 0 1 0 0 0 0 0 0 5 5 0.00 1.000	0.1 5 0 0 0 0 0 0 0 0 0 0 0 12 12 18.00 2.000	1.0 4 1 0 0 1 1 0 0 0 0 0 0 6 6 0.00 1.000	1.0 5 1 0 0 0 1 0 0 0 0 0 0 5 5 0.00 1.000	0.1 5 0 0 0 0 0 0 0 0 0 0 0 12 12 18.00 2.000	1.0 4 1 0 0 1 1 0 0 0 0 0 0 6 6 0.00 1.000	1.0 5 1 0 0 0 1 0 0 0 0 0 0 5 5 0.00 1.000	0.1 5 0 0 0 0 0 0 0 0 0 0 0 12 12 18.00 2.000	1.0 4 1 0 0 1 1 0 0 0 0 0 0 6 6 0.00 1.000	1.0 5 1 0 0 0 1 0 0 0 0 0 0 5 5 0.00 1.000	0.1 5 0 0 0 0 0 0 0 0 0 0 0 12 12 18.00 2.000	1.0 4 1 0 0 1 1 0 0 0 0 0 0 6 6 0.00 1.000	1.0 5 1 0 0 0 1 0 0 0 0 0 0 5 5 0.00 1.000	0.1 5 0 0 0 0 0 0 0 0 0 0 0 12 12 18.00 2.000	1.0 4 1 0 0 1 1 0 0 0 0 0 0 6 6 0.00 1.000	1.0 5 1 0 0 0 1 0 0 0 0 0 0 5 5 0.00 1.000	0.1 5 0 0 0 0 0 0 0 0 0 0 0 12 12 18.00 2.000	1.0 4 1 0 0 1 1 0 0 0 0 0 0 6 6 0.00 1.000	1.0 5 1 0 0 0 1 0 0 0 0 0 0 5 5 0.00 1.000	0.1 5 0 0 0 0 0 0 0 0 0 0 0 12 12 18.00 2.000	1.0 4 1 0 0 1 1 0 0 0 0 0 0 6 6 0.00 1.000	1.0 5 1 0 0 0 1 0 0 0 0 0 0 5 5 0.00 1.000	0.1 5 0 0 0 0 0 0 0 0 0 0 0 12 12 18.00 2.000	1.0 4 1 0 0 1 1 0 0 0 0 0 0 6 6 0.00 1.000	1.0 5 1 0 0 0 1 0 0 0 0 0 0 5 5 0.00 1.000	0.1 5 0 0 0 0 0 0 0 0 0 0 0 12 12 18.00 2.000	1.0 4 1 0 0 1 1 0 0 0 0 0 0 6 6 0.00 1.000	1.0 5 1 0 0 0 1 0 0 0 0 0 0 5 5 0.00 1.000	0.1 5 0 0 0 0 0 0 0 0 0 0 0 12 12 18.00 2.000	1.0 4 1 0 0 1 1 0 0 0 0 0 0 6 6 0.00 1.000	1.0 5 1 0 0 0 1 0 0 0 0 0 0 5 5 0.00 1.000	0.1 5 0 0 0 0 0 0 0 0 0 0 0 12 12 18.00 2.000	1.0 4 1 0 0 1 1 0 0 0 0 0 0 6 6 0.00 1.000	1.0 5 1 0 0 0 1 0 0 0 0 0 0 5 5 0.00 1.000	0.1 5 0 0 0 0 0 0 0 0 0 0 0 12 12 18.00 2.000	1.0 4 1 0 0 1 1 0 0 0 0 0 0 6 6 0.00 1.000	1.0 5 1 0 0 0 1 0 0 0 0 0 0 5 5 0.00 1.000	0.1 5 0 0 0 0 0 0 0 0 0 0 0 12 12 18.00 2.000	1.0 4 1 0 0 1 1 0 0 0 0 0 0 6 6 0.00 1.000	1.0 5 1 0 0 0 1 0 0 0 0 0 0 5 5 0.00 1.000	0.1 5 0 0 0 0 0 0 0 0 0 0 0 12 12 18.00 2.000	1.0 4 1 0 0 1 1 0 0 0 0 0 0 6 6 0.00 1.000	1.0 5 1 0 0 0 1 0 0 0 0



Batter	1	2	3	4	5	6	7	8	9	AB	R	H	RBI	BB	SO	LOB	TOP					
16 Victor Robles, R (1, 8) 27 Emilio Bonifacio, S (5, 8) OBP: 0.286, SLG: 0.511	F7		K		F8					3	0	0	0	0	1	0	<b>Washington Nationals @ New York Yankees</b> George M. Steinbrenner Field, Tampa, FL Wed Feb 26 2020, 1:05 PM - 3:00 PM EST Att: 9,023 - Cloudy - 79 F <a href="http://livebaseballscorecards.com">livebaseballscorecards.com</a>					
17 Andrew Stevenson, L (1, 9) OBP: 0.456, SLG: 0.315	1B		E6		BB					2	0	1	0	1	0	0						
7 Trea Turner, R (1, 6) 62 Luis Garcia Jr., L (4, 6) OBP: 0.286, SLG: 0.286	FC6-4		F8		1B					2	0	0	0	0	2	1						
14 Starlin Castro, R (1, 4) 18 Jake Noll, R (4, 4) OBP: 0.250, SLG: 0.143	G4-3		K		K					2	0	0	0	0	1	2						
29 Yadiel Hernandez, L (1, 7) OBP: 0.200, SLG: 0.111		K			F8					2	0	0	0	0	1	0						
8 Carter Kieboom, R (1, 5) OBP: 0.500, SLG: 0.167		65 HR HBP			BB					0	1	0	0	1	0	0						
65 Raudy Read, R (1, 2) OBP: 0.300, SLG: 0.667		HR			K					2	1	1	2	0	1	1						
26 Brandon Snyder, R (1, 3) OBP: 0.500, SLG: 0.500		K			FC6-4					2	0	0	0	0	1	1						
5 Adrián Sanchez, R (1, 10) OBP: 0.167, SLG: 0.333	F9				G4-3					2	0	0	0	0	0	0						
<b>Inning Stats</b>	R: 0 E: 0 K: 0 S: 4	H: 1 LOB: 1 BB: 0 P: 4	R: 2 E: 0 K: 2 S: 8	H: 1 LOB: 0 BB: 0 P: 10	R: 0 E: 1 K: 2 S: 8	H: 0 LOB: 1 BB: 0 P: 8	R: 0 E: 0 K: 1 S: 5	H: 0 LOB: 1 BB: 1 P: 9	R: 0 E: 0 K: 1 S: 6	H: 1 LOB: 2 BB: 1 P: 10						1B: 2 2B: 0 3B: 0 HR: 1		SF: 0 SAC: 0 DP: 0 HBP: 1	WP: 0 PA: 22 CS: 0			
<b>PITCHER</b>	IP	WLS	BF	H	R	ER	SO	BB	IBB	HBP	BLK	WP	HR	S	P	ERA	WHIP	<b>PITCHER</b>				
19 Masahiro Tanaka, R (1, 1) ERA: 9.0	2.0		9	2	2	2	2	0	0	1	0	0	1	12	14	9.00	1.000					
53 Zack Britton, L (3, 1) ERA:	1.0	W	4	0	0	0	2	0	0	0	0	0	0	8	8	0.00	0.000					
57 Chad Green, R (4, 1) ERA:	1.0		4	0	0	0	1	1	0	0	0	0	0	5	9	0.00	1.000					
48 Tommy Kahnle, R (5, 1) ERA:	1.0		5	1	0	0	1	1	0	0	0	0	0	6	10	0.00	2.000					
Batter	1	2	3	4	5	6	7	8	9	AB	R	H	RBI	BB	SO	LOB	BOTTOM					
26 DJ LeMahieu, R (1, 4) OBP: 0.250, SLG: 0.286	L9		11 HBP 24 E 2H	K						3	1	1	1	0	1	3	<b>Washington Nationals @ New York Yankees</b> George M. Steinbrenner Field, Tampa, FL Wed Feb 26 2020, 1:05 PM - 3:00 PM EST Att: 9,023 - Cloudy - 79 F <a href="http://livebaseballscorecards.com">livebaseballscorecards.com</a>					
25 Gleyber Torres, R (1, 6) OBP: 0.286, SLG: 0.200	F9		11 HBP 24 E BB	SF7						1	1	0	1	1	0	0						
11 Brett Gardner, L (1, 8) 90 Estevan Florial, L (4, 8) OBP: 0.167, SLG: 0.167	F8		24 E 29 WP HBP	1B						1	1	0	0	0	0	0						
24 Gary Sánchez, R (1, 2)	P6		SF8	F9						2	0	0	1	0	0	2						
29 Gio Urshela, R (1, 5) 94 Armando Alvarez, R (5, FR) OBP: 0.250, SLG: 0.250	G6-3		G5-3	41 2B						3	0	1	0	0	0	0						
41 Miguel Andujar, R (1, 7) 74 Zack Granite, L (5, FR)	F8		F8	1B						3	0	1	0	0	0	0						
36 Mike Ford, L (1, 3) OBP: 0.286, SLG: 0.167			38 WP 77 BB 38 E	77 2B 25 SF7						2	2	1	0	1	0	2						
77 Clint Frazier, R (1, 9) OBP: 0.429, SLG: 0.400			38 WP 38 E	90 1B						1	2	1	0	2	0	0						
38 Erik Kratz, R (1, 10) OBP: 0.333, SLG: 0.200			E5 26 2B	90 1B						1	1	0	1	1	0	0						
<b>Inning Stats</b>	R: 0 E: 0 K: 0 S: 3	H: 0 LOB: 0 BB: 0 P: 3	R: 0 E: 0 K: 0 S: 3	H: 0 LOB: 0 BB: 0 P: 3	R: 6 E: 2 K: 0 S: 6	H: 2 LOB: 0 BB: 2 P: 17	R: 2 E: 0 K: 1 S: 7	H: 2 LOB: 2 BB: 2 P: 15	R: 0 E: 0 K: 0 S: 3	H: 2 LOB: 3 BB: 1 P: 7						1B: 3 2B: 3 3B: 0 HR: 0		SF: 2 SAC: 0 DP: 0 HBP: 1	WP: 2 PA: 26 CS: 0			
<b>PITCHER</b>	IP	WLS	BF	H	R	ER	SO	BB	IBB	HBP	BLK	WP	HR	S	P	ERA	WHIP	<b>PITCHER</b>				
41 Joe Ross, R (1, 1) ERA:	2.0		6	0	0	0	0	0	0	0	0	1	0	3	12	∞	∞					
30 David Hernandez, R (3, 1) ERA:	0.0	L	5	2	5	4	0	2	0	0	0	1	0	3	12	∞	∞					
33 Ryne Harper, R (3, 1) ERA:	1.0		4	0	1	0	0	0	0	1	0	1	0	3	5	0.00	0.000					
21 Tanner Rainey, R (4, 1) ERA: 9.0	1.0		7	2	2	2	1	2	0	0	0	0	0	7	15	18.00	4.000					
48 Javy Guerra, R (5, 1) ERA:	0.1		4	2	0	0	0	1	0	0	0	0	0	3	7	0.00	9.000					



Batter	1	2	3	4	5	6	7	8	9	AB	R	H	RBI	BB	SO	LOB	TOP	
4 George Springer, R (1, 10) 30 Kyle Tucker, L (7, 10)	G3-1	K			K		G3		G4-3	3	0	0	0	0	2	0	Houston Astros @ Washington Nationals	
89 Jeremy Peña, R (1, 6) 3 Myles Straw, R (7, 6)	10 1B 31 WP FC3		K		K			79 WP 2B	F9	2	1	0	0	1	2	0	TEAM Ballpark of the Palm Beaches, West Palm Beach, FL	
10 Yuli Gurriel, R (1, 3) 79 Taylor Jones, R (5, 3)	31 F 11 1B FC3							87 F8 81 G6-3		2	1	2	0	1	0	0	Thu Feb 27 2020, 6:08 PM - 9:07 PM EST	
31 Abraham Toro, S (1, 5) 87 Nick Tanelu, R (5, 5)	FC3		G5-6-3		L4			F8		3	0	0	1	0	0	3	Att. 4,227 - Clear - 64 F	
11 Garrett Stubbs, L (1, 2) 81 Lorenzo Quintana, R (6, 2)	80 WP 2-3 3-H 1B				86 PB 77 S BB		K	G6-3		1	0	1	1	1	0	0	livebaseballscorecards.com	
80 Chas McCormick, R (1, 7) 96 Ross Adolph, L (5, 7)	K				P2		K	84 WP 1B		2	0	0	0	0	1	3	AB 33	
77 Drew Ferguson, R (1, 8) 84 Jake Meyers, R (5, 8)	K				K		L9			2	0	1	1	0	0	0	R 5	
90 Stephen Wrenn, R (1, 9) 90 Bryan De La Cruz, R (5, 9)		K						G3	G4-3	1	0	0	0	1	1	0	H 6	
86 Alex De Goti, R (1, 4) 97 Grae Kessinger, R (5, 4)		P4			86 PB BB					2	0	0	0	0	0	1	RBI 5	
					G6-3			P3	G6-3	2	0	0	0	0	0	0	BB 5	
										2	0	0	0	0	0	0	SO 10	
										2	0	0	0	0	0	0	LOB 13	
																	Houston Astros	
																	WP: 4 PA: 38	
																	FB: 1 SB: 1 CS: 0	
																	1B: 4 SF: 0	
																	2B: 2 SAC: 0	
																	3B: 0 DP: 1	
																	HR: 0 HBP: 0	
																	ERA: 3.00 WHIP: 1.333	
																	ERA: 18.0	
																	ERA: 0.00 WHIP: 2.000	
																	ERA: 0.00 WHIP: 1.000	
																	ERA: 0.00 WHIP: 0.000	
																	ERA: 0.00 WHIP: 0.000	

Batter	1	2	3	4	5	6	7	8	9	AB	R	H	RBI	BB	SO	LOB	BOTTOM	
2 Adam Eaton, L (1, 9) 62 Luis Garcia Jr., L (6, 6)	HR		13 G3-1 47 FC6-4 2B		22 G4-3 5 SF8 1B			2-H 1B		2	3	2	1	1	0	0	Houston Astros @ Washington Nationals	
13 Adrúbal Cabrera, S (1, 5) 25 Jacob Wilson, R (6, 5)	11 F8 22 BB BB		G3-1		5 SF8 22 G4-3 1B		P3		K	2	0	1	1	1	0	1	TEAM Ballpark of the Palm Beaches, West Palm Beach, FL	
22 Juan Soto, L (1, 7) 22 Mac Williamson, R (6, 9)					47 FC6-4 BB		G4-3		K	1	0	0	0	2	0	2	Thu Feb 27 2020, 6:08 PM - 9:07 PM EST	
47 Howie Kendrick, R (1, 4) 5 Adrián Sánchez, R (5, 4)	K		FC6-4		SF8		G6-3		F8	2	0	0	1	0	1	3	Att. 4,227 - Clear - 64 F	
11 Ryan Zimmerman, R (1, 3) 75 Drew Ward, L (4, 3)	F8		G4-3		K					2	0	0	0	0	0	3	livebaseballscorecards.com	
28 Kurt Suzuki, R (1, 2) 73 Tres Barrera, R (5, 2)	K				F8		G5-3		K	2	0	0	0	0	1	2	AB 35	
10 Yan Gomes, R (1, 10) 26 Brandon Snyder, R (6, 10)							K			2	0	1	0	0	1	0	R 5	
3 Michael Taylor, R (1, 8) 29 Yadiel Hernández, L (6, 7)					P3					2	0	0	0	0	1	0	H 10	
1 Wilmer Difo, S (1, 6) 27 Emilio Bonifacio, S (6, 8)	F7									2	0	0	0	0	0	0	RBI 5	
										2	1	1	0	0	0	0	BB 4	
										2	0	1	0	0	1	1	SO 11	
										2	0	1	0	0	1	1	LOB 18	
																	Washington Nationals	
																	WP: 0 PA: 40	
																	FB: 0 SB: 0 CS: 0	
																	1B: 5 SF: 1	
																	2B: 3 SAC: 0	
																	3B: 1 DP: 0	
																	HR: 1 HBP: 0	
																	ERA: 0.00 WHIP: 0.000	
																	ERA: 4.5 WHIP: 2.000	
																	ERA: 4.5 WHIP: 1.500	
																	ERA: 3.0 WHIP: 2.000	
																	ERA: 0.00 WHIP: 2.000	






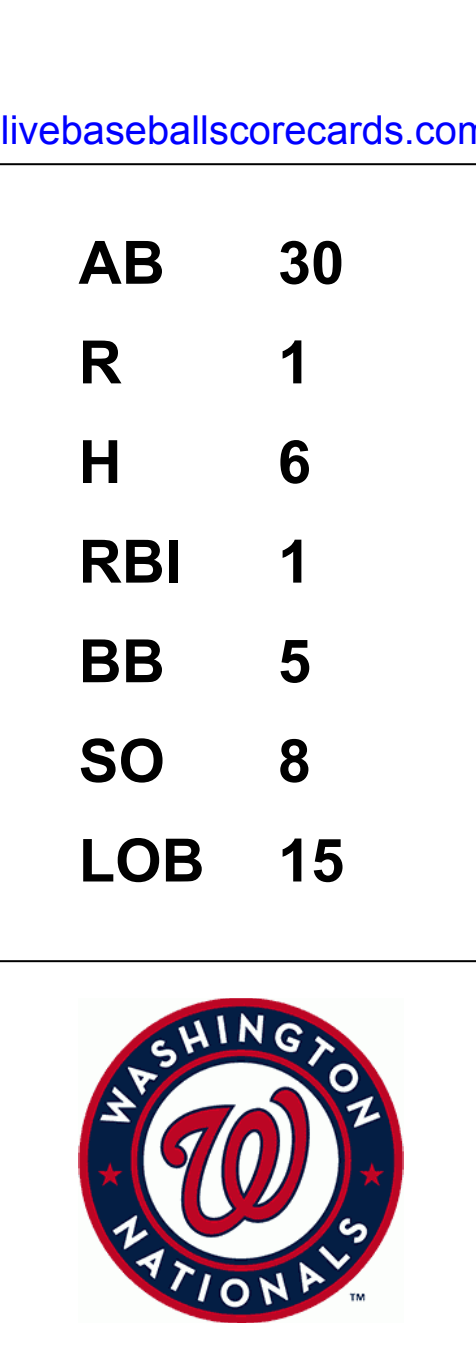




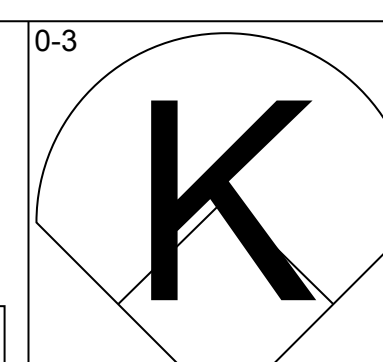
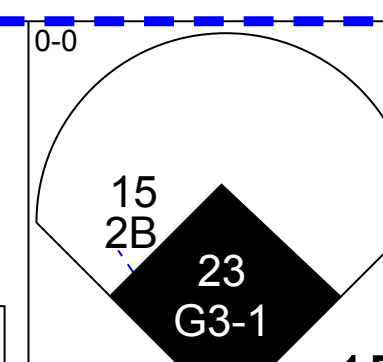
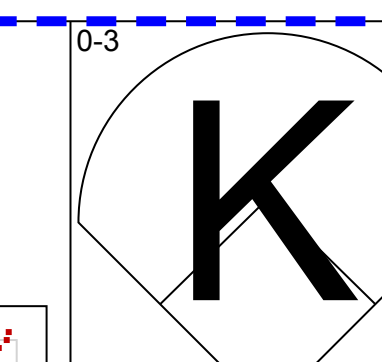
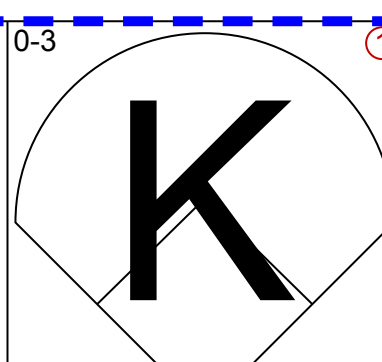
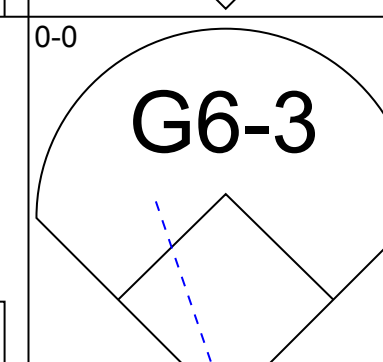
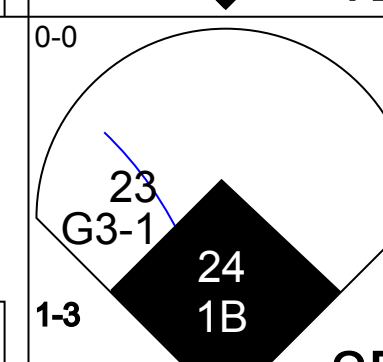
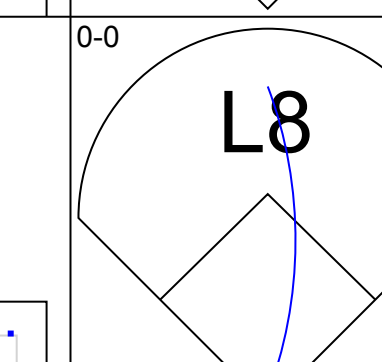
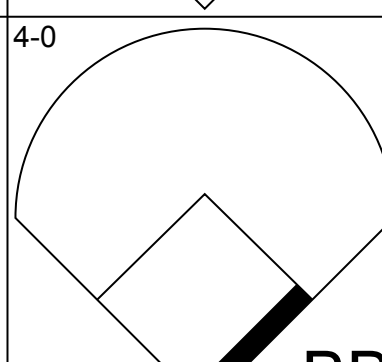
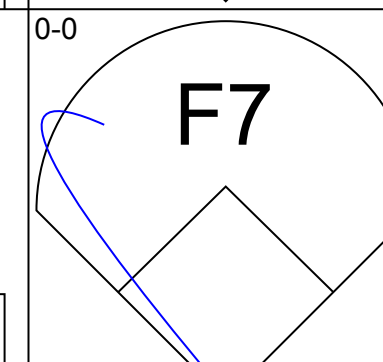
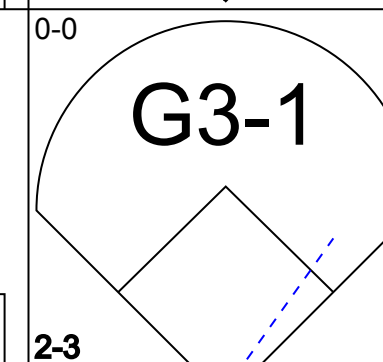
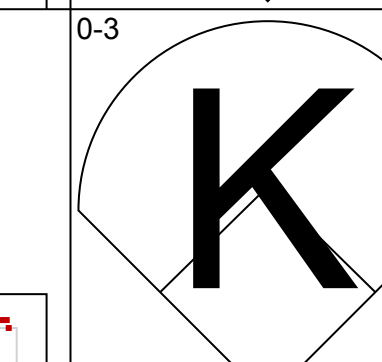
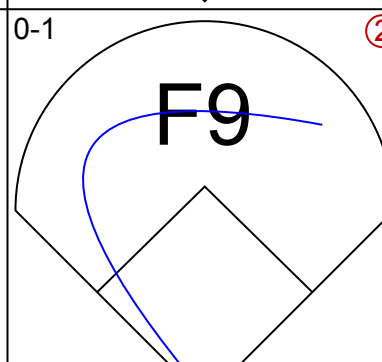

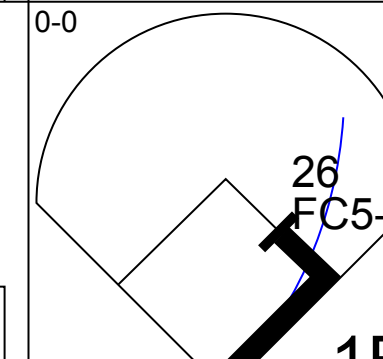
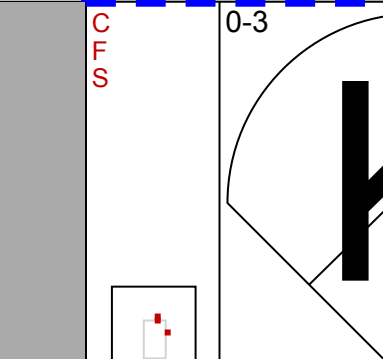
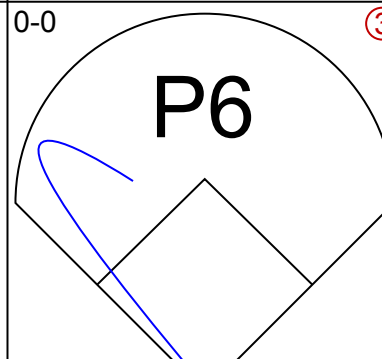

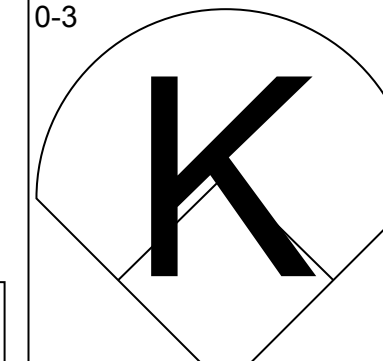
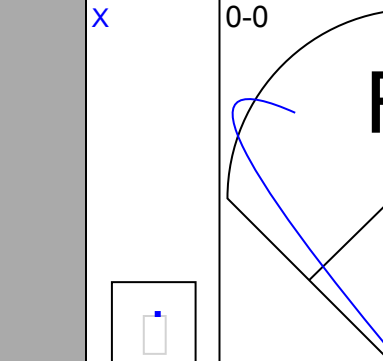

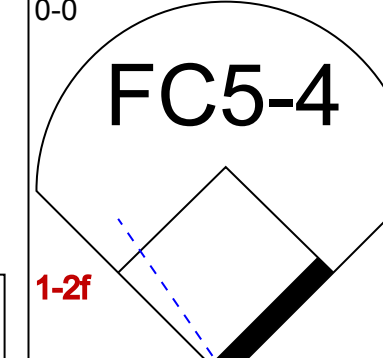
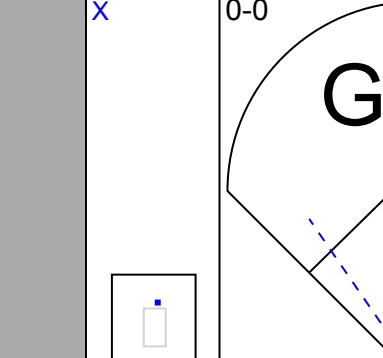


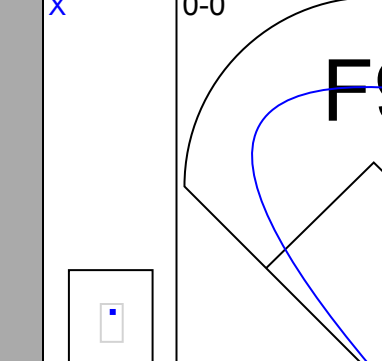
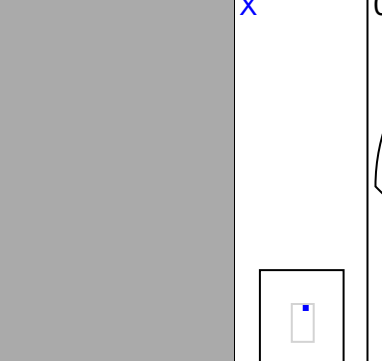


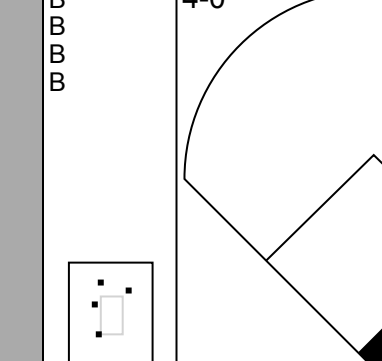
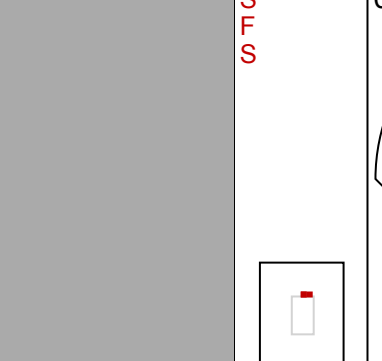


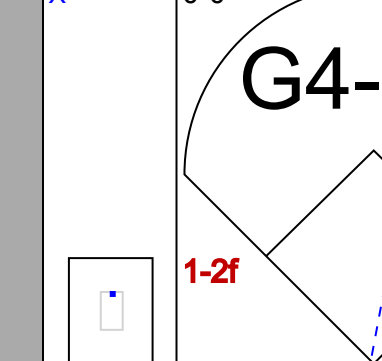
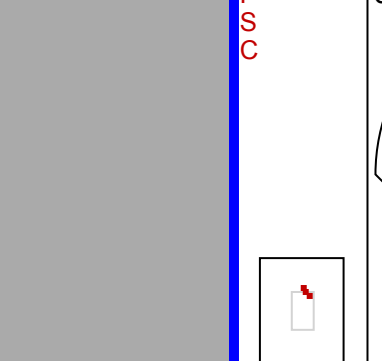


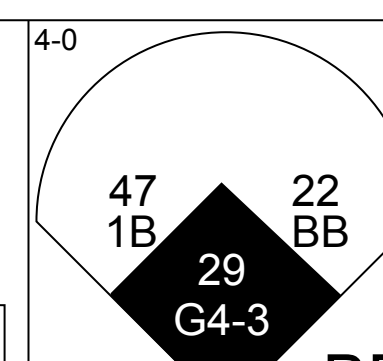



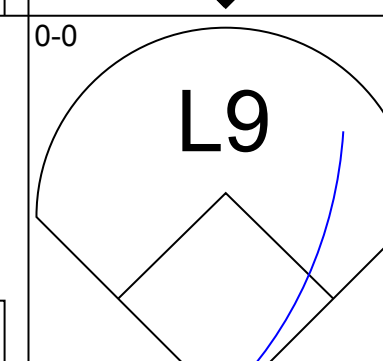



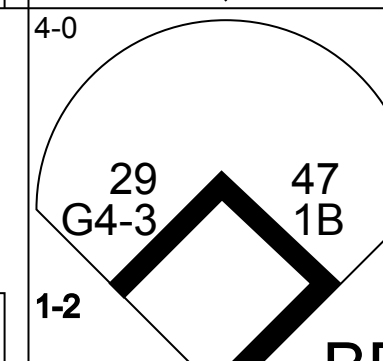

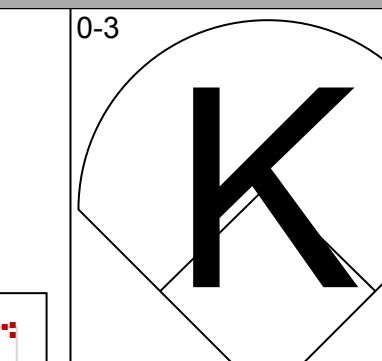

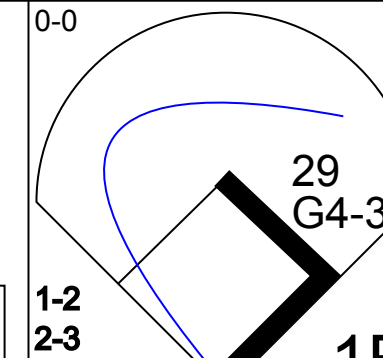

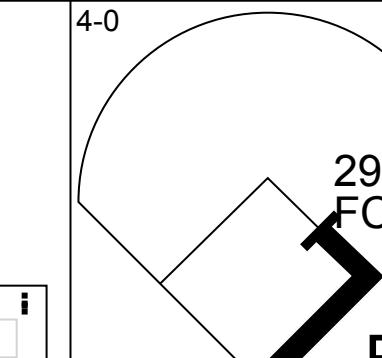

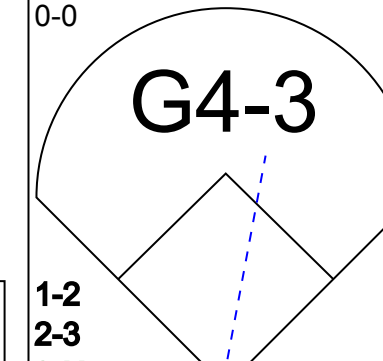
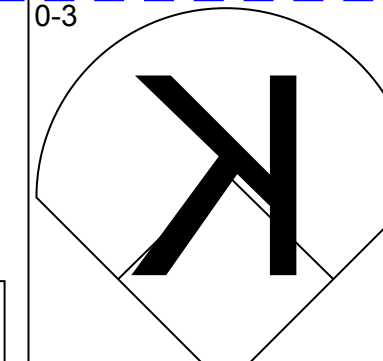
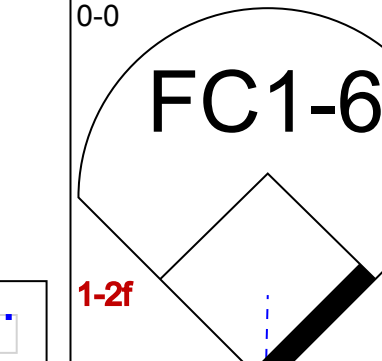

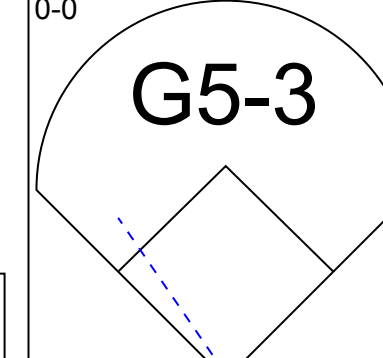
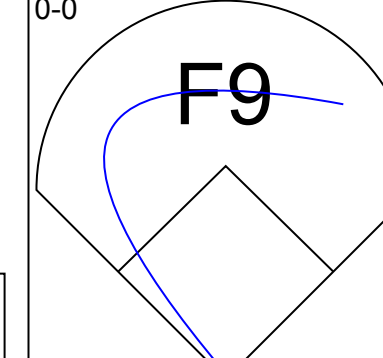
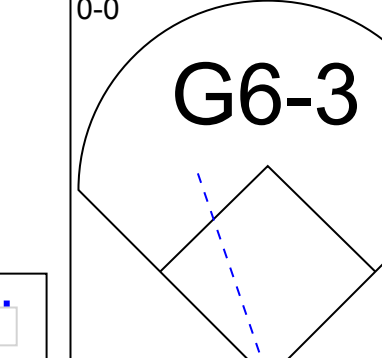
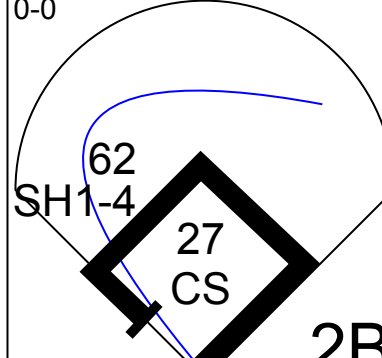

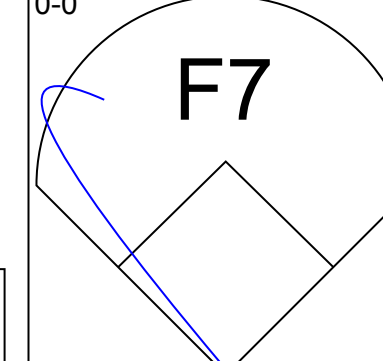

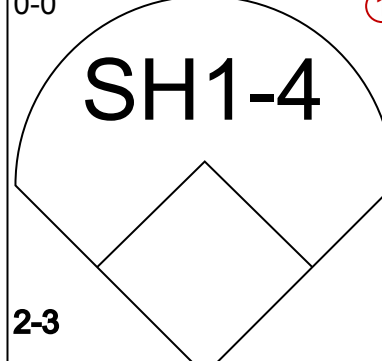



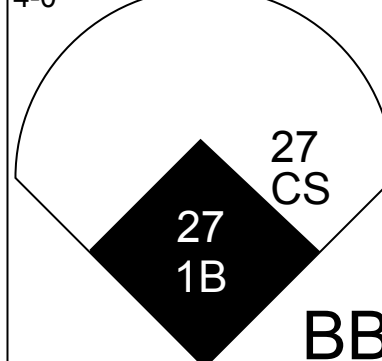



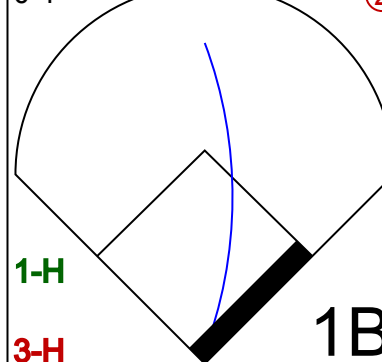
Batter	1	2	3	4	5	6	7	8	9	AB	R	H	RBI	BB	SO	LOB	TOP					
7 Trea Turner, R OBP: 0.333, SLG: 0.455	G6-3			G5-3		FC6-4		29 BB		3	0	0	0	0	0	1	Washington Nationals @ New York Mets Clover Park, Port St. Lucie, FL Sun Mar 01 2020, 1:10 PM - 3:57 PM EST Att: 5,221 - Sunny - 68 F					
5 Adrián Sánchez, R OBP: 0.214, SLG: 0.308								1B		1	0	1	0	0	0	0						
11 Ryan Zimmerman, R OBP: 0.197, SLG: 0.333	G3							SF8		2	0	1	0	0	0	0						
20 Wellington Castillo, R OBP: 0.197, SLG: 0.333										1	0	0	1	0	1	1						
14 Starlin Castro, R OBP: 0.231, SLG: 0.385	F9			F8			F9	P6		3	0	0	0	0	0	1						
1 Wilmer Difo, S OBP: 0.231, SLG: 0.385										1	0	0	0	0	0	2						
10 Yan Gomes, R OBP: 0.192, SLG: 0.182		F8		F8			F7			2	0	0	0	0	0	1						
29 Yadiel Hernández, L OBP: 0.250, SLG: 0.222								BB		1	0	0	0	1	0	0						
17 Andrew Stevenson, L OBP: 0.412, SLG: 0.308										2	0	1	0	0	1	0						
27 Emilio Bonifacio, S OBP: 0.359, SLG: 0.462										2	0	1	0	0	1	3						
3 Michael Taylor, R OBP: 0.154, SLG: 0.250										2	0	0	0	0	1	1						
18 Jake Noll, R OBP: 0.538, SLG: 0.500	P5									1	0	1	0	1	0	0						
8 Carter Kieboom, R OBP: 0.421, SLG: 0.283										3	0	0	0	0	2	2						
25 Jacob Wilson, R OBP: 0.545, SLG: 0.556	CS			K						0	0	0	0	1	0	0						
26 Brandon Snyder, R OBP: 0.429, SLG: 0.462										2	0	0	0	0	2	0						
65 Raudy Read, R OBP: 0.333, SLG: 0.600										1	1	0	0	1	0	2						
3B JB Shuck, L OBP: 0.200, SLG: 0.200										2	0	1	0	0	0	0						
22 Mac Williamson, R OBP: 0.200, SLG: 0.077	G3-1									1	0	0	0	1	0	1						
<b>Inning Stats</b>	R: 0 E: 0 K: 0 S: 3	H: 0 LOB: 0 BB: 0 P: 3	R: 0 E: 0 K: 0 S: 3	H: 1 LOB: 0 BB: 0 P: 4	R: 0 E: 0 K: 2 S: 7	H: 0 LOB: 0 BB: 0 P: 7	R: 0 E: 0 K: 0 S: 4	H: 1 LOB: 1 BB: 0 P: 4	R: 0 E: 0 K: 3 S: 9	H: 0 LOB: 0 BB: 0 P: 9	R: 0 E: 0 K: 2 S: 8	H: 1 LOB: 1 BB: 0 P: 8	R: 0 E: 0 K: 0 S: 5	H: 2 LOB: 2 BB: 0 P: 5	R: 1 E: 0 K: 1 S: 6	H: 1 LOB: 3 BB: 3 P: 18	R: 0 E: 0 K: 0 S: 2	H: 0 LOB: 1 BB: 2 P: 10	1B: 5 2B: 1 3B: 0 HR: 0	SF: 1 SAC: 0 DP: 1 HBP: 0	WP: 0 PB: 0 SB: 0 CS: 1	PA: 37
<b>PITCHER</b>	IP	WLS	BF	H	R	ER	SO	BB	IBB	HBP	BLK	WP	HR	S	P	ERA	WHIP					
48 Jacob deGrom, R ERA: 0.00	3.0	W	9	1	0	0	2	0	0	0	0	0	0	13	14	0.00	0.333					
39 Edwin Díaz, R ERA: 0.00	1.0	H	4	1	0	0	0	0	0	0	0	0	0	4	4	0.00	1.000					
38 Justin Wilson, L ERA: 0.00	1.0	H	3	0	0	0	3	0	0	0	0	0	0	9	9	0.00	0.000					
47 Chasen Shreve, L ERA: 6.0	1.0	H	4	1	0	0	2	0	0	0	0	0	0	8	8	0.00	1.000					
49 Tyler Bashlor, R ERA: 2.00	1.0	H	5	2	0	0	0	0	0	0	0	0	0	5	5	0.00	2.000					
72 Stephen Nogosek, R ERA: 6.75	0.2	H	6	1	1	1	0	3	0	0	0	0	0	3	15	13.50	6.000					
38 Rob Whalen, R ERA: 0.00	0.1	H	3	0	0	0	1	2	0	0	0	0	0	3	11	0.00	6.000					
39 Joe Zanghi, R ERA: 0.00	1.0	S	2	0	0	0	0	0	0	0	0	0	0	2	2	0.00	0.000					

Batter	1	2	3	4	5	6	7	8	9	AB	R	H	RBI	BB	SO	LOB	BOTTOM				
6 Jeff McNeil, L OBP: 0.538, SLG: 0.583	24 BB			CS						2	1	2	0	1	0	0	Washington Nationals @ New York Mets Clover Park, Port St. Lucie, FL Sun Mar 01 2020, 1:10 PM - 3:57 PM EST Att: 5,221 - Sunny - 68 F				
38 Will Toffey, L OBP: 0.444, SLG: 0.167										0	0	0	0	1	0	0					
9 Brandon Nimmo, L OBP: 0.500, SLG: 0.455										2	1	0	0	1	0	2					
12 Braxton Lee, L OBP: 0.222, SLG: 0.333										1	0	0	0	0	0	1					
24 Robinson Cano, L OBP: 0.500, SLG: 0.667										2	0	1	2	0	0	0					
85 Tim Lincecum, L OBP: 0.428, SLG: 0.500										2	0	1	0	0	0	0					
20 Pete Alonso, R OBP: 0.111, SLG: 0.167										3	0	1	0	0	0	3					
20 Jeremy Vasquez, L OBP: 0.111, SLG: 0.167										0	0	0	0	1	0	0					
30 Michael Conforto, L OBP: 0.353, SLG: 0.467										2	1	1	1	1	1	1					
22 Quinn Brodeur, L OBP: 0.111, SLG: 0.111										1	0	0	0	0	1	1					
40 Wilson Ramos, R OBP: 0.287, SLG: 0.600										3	0	0	0	0	1	3					
70 Ali Sánchez, R OBP: 0.200, SLG: 0.400										1	0	0	0	0	0	1					
13 Luis Guillorme, L OBP: 0.176, SLG: 0.125										3	0	0	0	0	2	2					
4 Blake Tiberi, L OBP: 0.176, SLG: 0.125										0	0	0	0	0	0	0					
26 Jarrett Parker, L OBP: 0.286, SLG: 0.417										3	0	0	0	0	2	0					
60 Andrés Giménez, L OBP: 0.389, SLG: 0.563										3	0	1	0	0	1	0					
23 Manny Rodríguez, R OBP: 0.286, SLG: 0.417										0	0	0	0	0	0	0					
<b>Inning Stats</b>	R: 2 E: 0 K: 1 S: 7	H: 2 LOB: 2 BB: 2 P: 15	R: 0 E: 0 K: 1 S: 6	H: 1 LOB: 1 BB: 0 P: 6	R: 0 E: 0 K: 2 S: 8	H: 1 LOB: 1 BB: 0 P: 6	R: 0 E: 0 K: 2 S: 8	H: 1 LOB: 2 BB: 0 P: 8	R: 0 E: 0 K: 0 S: 2	H: 0 LOB: 0 BB: 1 P: 6	R: 0 E: 0 K: 1 S: 5	H: 0 LOB: 1 BB: 1 P: 10	R: 0 E: 0 K: 1 S: 5	H: 0 LOB: 1 BB: 1 P: 10	1B: 5 2B: 1 3B: 0 HR: 1	SF: 0 SAC: 0 DP: 2 HBP: 0	WP: 1 PB: 0 SB: 0 CS: 1	PA: 34			
<b>PITCHER</b>	IP	WLS	BF	H	R	ER	SO	BB	IBB	HBP	BLK	WP	HR	S	P	ERA	WHIP				
19 Anibal Sánchez, R ERA: 5.4	3.0	L	15	4	2	2	3	2	0	0	0	0	0	8	8	0.00	1.000				
63 Sean Doolittle, L ERA: 0.00	1.0		3	1	0	0	2	0	0	0	0	0	0	8	8	0.00	1.000				
55 Roenis Elias, L ERA: 0.00	1.0		4	1	0	0	0	1	0	0	0	0	0	3	7	0.00	2.000				
30 David Hernandez, R ERA: 45.0	1.0		4	1	1	1	2	0	0	0	0	0	1	8	9	9.00	1.000				
57 Will Crowe, R ERA: 2.25	2.0		7	0	0	0	1	2	0	0	0	1	0	7	16	0.00	1.000				





Batter	1	2	3	4	5	6	7	8	9	AB	R	H	RBI	BB	SO	LOB																																																																																																									
2 Jonathan Villar, S (1, 8) OBP: 0.214, SLG: 0.385 5 Jon Berti, R (6, 8) OBP: 0.250, SLG: 0.500										3	1	1	0	0	2	0																																																																																																									
15 Brian Anderson, R (1, 5) OBP: 0.200, SLG: 0.286 13 Sean Rodriguez, R (6, 5) OBP: 0.333, SLG: 0.222										3	1	1	0	0	0	0																																																																																																									
23 Corey Dickerson, L (1, 7) OBP: 0.333, SLG: 0.143 47 Harold Ramirez, R (6, 7) OBP: 0.333, SLG: 0.692										3	0	0	1	0	1	1																																																																																																									
24 Jesús Aguilar, R (1, 3) OBP: 0.400, SLG: 0.250 68 Lewin Diaz, L (7, 3) OBP: 0.296, SLG: 0.571										3	0	1	1	0	1	0																																																																																																									
7 Matt Joyce, L (1, 9) OBP: 0.357, SLG: 0.308 76 Jesús Sánchez, L (7, 9) OBP: 0.429, SLG: 0.857										3	0	1	0	0	1	1																																																																																																									
26 Garrett Cooper, R (1, 10) OBP: 0.333, SLG: 0.286										3	0	0	0	0	1	2																																																																																																									
1 Isan Diaz, L (1, 4) OBP: 0.200, SLG: 0.200 65 Eddy Alvarez, L (8, 4) OBP: 0.111, SLG: 0.444										2	0	0	0	1	0	0																																																																																																									
29 Francisco Cervelli, R (1, 2) OBP: 0.364, SLG: 0.286 17 Chad Wallach, R (5, PR) OBP: 0.111, SLG: 0.667										1	0	0	0	1	0	1																																																																																																									
19 Miguel Rojas, R (1, 6) OBP: 0.385, SLG: 0.667 70 Jazz Chisholm Jr., L (7, 6) OBP: 0.750, SLG: 0.950										2	0	0	0	0	0	1																																																																																																									
<b>Inning Stats</b>	R: 0 E: 0 K: 1 S: 5	H: 0 LOB: 0 BB: 0 P: 5	R: 0 E: 0 K: 1 S: 5	H: 1 LOB: 0 BB: 0 P: 5	R: 0 E: 0 K: 0 S: 2	H: 0 LOB: 0 BB: 1 P: 6	R: 2 E: 0 K: 1 S: 8	H: 3 LOB: 1 BB: 0 P: 8	R: 0 E: 0 K: 0 S: 2	H: 0 LOB: 1 BB: 1 P: 6	R: 0 E: 0 K: 2 S: 7	H: 0 LOB: 0 BB: 0 P: 7	R: 0 E: 0 K: 1 S: 5	H: 0 LOB: 0 BB: 0 P: 5	R: 0 E: 0 K: 2 S: 7	H: 0 LOB: 1 BB: 1 P: 10	1B: 3 2B: 1 3B: 0 HR: 0	SF: 0 SAC: 0 DP: 2 HBP: 0	WP: 0 PB: 0 SB: 0 CS: 1	PA: 32																																																																																																					
<b>PITCHER</b>	IP WLS BF H R ER SO BB IBB HBP BLK WP HR S P ERA WHIP	<table border="0"> <tr> <td>41 Joe Ross, R (1, 1) ERA: 18.0</td> <td>3.0</td> <td>9</td> <td>1</td> <td>0</td> <td>0</td> <td>2</td> <td>1</td> <td>0</td> <td>0</td> <td>0</td> <td>0</td> <td>0</td> <td>0</td> <td>0</td> <td>0</td> <td>0</td> <td>12</td> <td>16</td> <td>0.00</td> <td>0.667</td> </tr> <tr> <td>44 Daniel Hudson, R (4, 1) ERA: 18.0</td> <td>1.0</td> <td>6</td> <td>3</td> <td>2</td> <td>2</td> <td>1</td> <td>0</td> <td>0</td> <td>0</td> <td>0</td> <td>0</td> <td>0</td> <td>0</td> <td>0</td> <td>0</td> <td>0</td> <td>8</td> <td>8</td> <td>18.00</td> <td>3.000</td> </tr> <tr> <td>51 Wander Suero, R (5, 1) ERA: 18.0</td> <td>1.0</td> <td>3</td> <td>0</td> <td>0</td> <td>0</td> <td>0</td> <td>1</td> <td>0</td> <td>0</td> <td>0</td> <td>0</td> <td>0</td> <td>0</td> <td>0</td> <td>0</td> <td>0</td> <td>2</td> <td>6</td> <td>0.00</td> <td>1.000</td> </tr> <tr> <td>48 Javy Guerra, R (6, 1) ERA: 18.0</td> <td>1.0</td> <td>3</td> <td>0</td> <td>0</td> <td>0</td> <td>2</td> <td>0</td> <td>0</td> <td>0</td> <td>0</td> <td>0</td> <td>0</td> <td>0</td> <td>0</td> <td>0</td> <td>0</td> <td>7</td> <td>7</td> <td>0.00</td> <td>0.000</td> </tr> <tr> <td>58 Fernando Abad, L (7, 1) ERA: 18.0</td> <td>1.0</td> <td>3</td> <td>0</td> <td>0</td> <td>0</td> <td>1</td> <td>0</td> <td>0</td> <td>0</td> <td>0</td> <td>0</td> <td>0</td> <td>0</td> <td>0</td> <td>0</td> <td>0</td> <td>5</td> <td>5</td> <td>0.00</td> <td>0.000</td> </tr> </table>															41 Joe Ross, R (1, 1) ERA: 18.0	3.0	9	1	0	0	2	1	0	0	0	0	0	0	0	0	0	12	16	0.00	0.667	44 Daniel Hudson, R (4, 1) ERA: 18.0	1.0	6	3	2	2	1	0	0	0	0	0	0	0	0	0	0	8	8	18.00	3.000	51 Wander Suero, R (5, 1) ERA: 18.0	1.0	3	0	0	0	0	1	0	0	0	0	0	0	0	0	0	2	6	0.00	1.000	48 Javy Guerra, R (6, 1) ERA: 18.0	1.0	3	0	0	0	2	0	0	0	0	0	0	0	0	0	0	7	7	0.00	0.000	58 Fernando Abad, L (7, 1) ERA: 18.0	1.0	3	0	0	0	1	0	0	0	0	0	0	0	0	0	0	5	5	0.00	0.000
41 Joe Ross, R (1, 1) ERA: 18.0	3.0	9	1	0	0	2	1	0	0	0	0	0	0	0	0	0	12	16	0.00	0.667																																																																																																					
44 Daniel Hudson, R (4, 1) ERA: 18.0	1.0	6	3	2	2	1	0	0	0	0	0	0	0	0	0	0	8	8	18.00	3.000																																																																																																					
51 Wander Suero, R (5, 1) ERA: 18.0	1.0	3	0	0	0	0	1	0	0	0	0	0	0	0	0	0	2	6	0.00	1.000																																																																																																					
48 Javy Guerra, R (6, 1) ERA: 18.0	1.0	3	0	0	0	2	0	0	0	0	0	0	0	0	0	0	7	7	0.00	0.000																																																																																																					
58 Fernando Abad, L (7, 1) ERA: 18.0	1.0	3	0	0	0	1	0	0	0	0	0	0	0	0	0	0	5	5	0.00	0.000																																																																																																					

Batter	1	2	3	4	5	6	7	8	9	AB	R	H	RBI	BB	SO	LOB																																																																																																			
2 Adam Eaton, L (1, 9) OBP: 0.571, SLG: 0.800 73 Tres Barrera, R (6, 2) OBP: 0.167, SLG: 0.167										2	1	0	0	1	1	0																																																																																																			
13 Adriel Cabrera, S (1, 5) OBP: 0.250, SLG: 0.250 75 Drew Ward, L (6, 5) OBP: 0.200, SLG: 0.111										3	0	0	0	0	0	1																																																																																																			
22 Juan Soto, L (1, 10) OBP: 0.533, SLG: 0.556 18 Jake Noll, R (6, PH) OBP: 0.571, SLG: 0.500										1	0	0	0	2	1	0																																																																																																			
47 Howie Kendrick, R (1, 3) OBP: 0.364, SLG: 0.300 25 Jacob Wilson, R (6, PR) OBP: 0.500, SLG: 0.500										2	0	1	0	1	0	1																																																																																																			
29 Yadiel Hernandez, L (1, 7) OBP: 0.217, SLG: 0.190 22 Mac Williamson, R (7, 7) OBP: 0.156, SLG: 0.071										3	0	0	1	0	1	3																																																																																																			
3 Michael Taylor, R (1, 8) OBP: 0.125, SLG: 0.200 85 Cody Wilson, R (7, 8) OBP: 0.667, SLG: 1.000										3	0	0	0	0	0	3																																																																																																			
1 Wilmer Difo, S (1, 6) OBP: 0.200, SLG: 0.333 62 Luis Garcia Jr., L (6, 6) OBP: 0.500, SLG: 0.750										2	0	0	0	0	0	0																																																																																																			
5 Adrián Sanchez, R (1, 4) OBP: 0.250, SLG: 0.533 26 Brandon Snyder, R (6, 4) OBP: 0.438, SLG: 0.429										2	1	1	1	0	1	0																																																																																																			
74 Taylor Gushue, S (1, 2) OBP: 0.333, SLG: 0.667										2	0	0	0	0	1	0																																																																																																			
<b>Inning Stats</b>	R: 1 E: 0 K: 0 S: 4	H: 1 LOB: 2 BB: 2 P: 12	R: 0 E: 0 K: 1 S: 5	H: 0 LOB: 0 BB: 0 P: 5	R: 0 E: 0 K: 1 S: 6	H: 0 LOB: 1 BB: 1 P: 10	R: 0 E: 0 K: 1 S: 5	H: 0 LOB: 0 BB: 0 P: 5	R: 1 E: 0 K: 1 S: 7	H: 1 LOB: 0 BB: 0 P: 10	R: 0 E: 0 K: 1 S: 5	H: 0 LOB: 1 BB: 1 P: 9	R: 0 E: 0 K: 2 S: 7	H: 1 LOB: 0 BB: 0 P: 3	R: 0 E: 0 K: 2 S: 7	H: 0 LOB: 2 BB: 2 P: 15	R: 1 E: 0 K: 0 S: 4	H: 2 LOB: 1 BB: 1 P: 8	1B: 3 2B: 1 3B: 0 HR: 1	SF: 0 SAC: 1 DP: 1 HBP: 0	WP: 0 PB: 0 SB: 1 CS: 2	PA: 36																																																																																													
<b>PITCHER</b>	IP WLS BF H R ER SO BB IBB HBP BLK WP HR S P ERA WHIP	<table border="0"> <tr> <td>49 Pablo Lopez, R (1, 1) ERA: 3.38</td> <td>3.0</td> <td>13</td> <td>1</td> <td>1</td> <td>1</td> <td>2</td> <td>3</td> <td>0</td> <td>0</td> <td>0</td> <td>0</td> <td>0</td> <td>0</td> <td>0</td> <td>0</td> <td>0</td> <td>15</td> <td>27</td> <td>3.00</td> <td>1.333</td> </tr> <tr> <td>33 Brad Boxberger, R (4, 1) ERA: 4.5</td> <td>1.0</td> <td>3</td> <td>0</td> <td>0</td> <td>0</td> <td>1</td> <td>0</td> <td>0</td> <td>0</td> <td>0</td> <td>0</td> <td>0</td> <td>0</td> <td>0</td> <td>0</td> <td>0</td> <td>5</td> <td>5</td> <td>0.00</td> <td>0.000</td> </tr> <tr> <td>79 Edward Cabrera, R (5, 1) ERA: 4.5</td> <td>2.0</td> <td>8</td> <td>1</td> <td>1</td> <td>1</td> <td>2</td> <td>1</td> <td>0</td> <td>0</td> <td>0</td> <td>0</td> <td>0</td> <td>0</td> <td>1</td> <td>12</td> <td>19</td> <td>4.50</td> <td>1.000</td> </tr> <tr> <td>88 Aaron Northcraft, R (7, 1) ERA: 4.5</td> <td>1.0</td> <td>3</td> <td>1</td> <td>0</td> <td>0</td> <td>0</td> <td>0</td> <td>0</td> <td>0</td> <td>0</td> <td>0</td> <td>0</td> <td>0</td> <td>0</td> <td>3</td> <td>3</td> <td>0.00</td> <td>1.000</td> </tr> <tr> <td>77 Humberto Mejia, R (8, 1) ERA: 4.5</td> <td>1.0</td> <td>5</td> <td>0</td> <td>0</td> <td>0</td> <td>2</td> <td>2</td> <td>0</td> <td>0</td> <td>0</td> <td>0</td> <td>0</td> <td>0</td> <td>0</td> <td>7</td> <td>15</td> <td>0.00</td> <td>2.000</td> </tr> </table>															49 Pablo Lopez, R (1, 1) ERA: 3.38	3.0	13	1	1	1	2	3	0	0	0	0	0	0	0	0	0	15	27	3.00	1.333	33 Brad Boxberger, R (4, 1) ERA: 4.5	1.0	3	0	0	0	1	0	0	0	0	0	0	0	0	0	0	5	5	0.00	0.000	79 Edward Cabrera, R (5, 1) ERA: 4.5	2.0	8	1	1	1	2	1	0	0	0	0	0	0	1	12	19	4.50	1.000	88 Aaron Northcraft, R (7, 1) ERA: 4.5	1.0	3	1	0	0	0	0	0	0	0	0	0	0	0	3	3	0.00	1.000	77 Humberto Mejia, R (8, 1) ERA: 4.5	1.0	5	0	0	0	2	2	0	0	0	0	0	0	0	7	15	0.00	2.000
49 Pablo Lopez, R (1, 1) ERA: 3.38	3.0	13	1	1	1	2	3	0	0	0	0	0	0	0	0	0	15	27	3.00	1.333																																																																																															
33 Brad Boxberger, R (4, 1) ERA: 4.5	1.0	3	0	0	0	1	0	0	0	0	0	0	0	0	0	0	5	5	0.00	0.000																																																																																															
79 Edward Cabrera, R (5, 1) ERA: 4.5	2.0	8	1	1	1	2	1	0	0	0	0	0	0	1	12	19	4.50	1.000																																																																																																	
88 Aaron Northcraft, R (7, 1) ERA: 4.5	1.0	3	1	0	0	0	0	0	0	0	0	0	0	0	3	3	0.00	1.000																																																																																																	
77 Humberto Mejia, R (8, 1) ERA: 4.5	1.0	5	0	0	0	2	2	0	0	0	0	0	0	0	7	15	0.00	2.000																																																																																																	

**TOP**


Miami Marlins @ Washington Nationals

TEAM Ballpark of the Palm Beaches, West Palm Beach, FL

Mon Mar 02, 2020, 1:08 PM - 3:45 PM EST  
Att: 3,345 - Partly Cloudy - 77 F

livebaseballscorecards.com

AB	28
R	2
H	4
RBI	2
BB	3
SO	9
LOB	8



**BOTTOM**

Miami Marlins @ Washington Nationals

TEAM Ballpark of the Palm Beaches, West Palm Beach, FL

Mon Mar 02, 2020, 1:08 PM - 3:45 PM EST  
Att: 3,345 - Partly Cloudy - 77 F

livebaseballscorecards.com

AB	28
R	3
H	5
RBI	3
BB	7
SO	7
LOB	14













Batter	1	2	3	4	5	6	7	8	9	AB	R	H	RBI	BB	SO	LOB	TOP
1 Wilmer Difo, S OBP: 0.150, SLG: 0.250 8 Carter Kieboom, R OBP: 0.400, SLG: 0.167	G6-3		F8		K		L8		F8	3	0	0	0	1	1		
28 Kurt Suzuki, R OBP: 0.400, SLG: 0.250 65 Raudy Read, R OBP: 0.308, SLG: 0.545	G5-3		L7		F9			K		3	0	0	0	0	1		
13 Asdrubal Cabrera, S OBP: 0.167, SLG: 0.133 62 Luis García Jr., L OBP: 0.438, SLG: 0.625	K			K	K			F9		3	0	0	0	3	0		
29 Yadiel Hernandez, L OBP: 0.250, SLG: 0.200 22 Mac Williamson, R OBP: 0.222, SLG: 0.125	L7				F8			E6		2	1	0	0	1	0		
20 Wellington Castillo, R OBP: 0.200, SLG: 0.125 75 Drew Ward, L OBP: 0.152, SLG: 0.100					L7			K		2	1	1	0	1	0		
17 Andrew Stevenson, L OBP: 0.440, SLG: 0.350 85 Cody Wilson, R OBP: 0.500, SLG: 0.750	L6				G4-3			G4-3		2	1	0	0	1	0		
18 Jake Noll, R OBP: 0.300, SLG: 0.500 5 Adrián Sánchez, R OBP: 0.300, SLG: 0.500	G5-3				K			K		2	0	1	2	0	0		
38 JB Shuck, L OBP: 0.125, SLG: 0.143 26 Brandon Snyder, R OBP: 0.380, SLG: 0.375					SF9			L7		1	0	0	1	0	1		
27 Emilio Bonifácio, S OBP: 0.316, SLG: 0.421 25 Jacob Wilson, R OBP: 0.600, SLG: 0.545	E4				G5-3					2	0	0	0	0	1		

Washington Nationals @ Miami Marlins  
Roger Dean Chevrolet Stadium, Jupiter, FL  
Fri Mar 06 2020, 7:06 PM - 10:02 PM EST  
Att: 3,557 - Partly Cloudy - 70 F

AB 32  
R 3  
H 5  
RBI 3  
BB 4  
SO 9  
LOB 10



<b>Inning Stats</b>	R: 0 E: 0 K: 1 S: 6	H: 0 LOB: 0 BB: 0 P: 7	R: 0 E: 0 K: 0 S: 11	H: 0 LOB: 1 BB: 1 P: 19	R: 0 E: 1 K: 1 S: 9	H: 0 LOB: 1 BB: 0 P: 12	R: 3 E: 0 K: 1 S: 19	H: 2 LOB: 2 BB: 2 P: 36	R: 0 E: 0 K: 2 S: 13	H: 0 LOB: 0 BB: 0 P: 16	R: 0 E: 0 K: 0 S: 9	H: 0 LOB: 0 BB: 0 P: 11	R: 0 E: 0 K: 2 S: 12	H: 0 LOB: 1 BB: 1 P: 18	R: 0 E: 1 K: 2 S: 11	H: 1 LOB: 1 BB: 0 P: 19	R: 0 E: 0 K: 0 S: 12	H: 2 LOB: 2 BB: 0 P: 16	1B: 5 2B: 0 3B: 0 HR: 0	SF: 1 SAC: 0 DP: 0 HBP: 0	WP: 0 PB: 0 CS: 1	PA: 37
---------------------	------------------------------	---------------------------------	-------------------------------	----------------------------------	------------------------------	----------------------------------	-------------------------------	----------------------------------	-------------------------------	----------------------------------	------------------------------	----------------------------------	-------------------------------	----------------------------------	-------------------------------	----------------------------------	-------------------------------	----------------------------------	----------------------------------	------------------------------------	-------------------------	--------

PITCHER	IP	WLS	BF	H	R	ER	SO	BB	IBB	HBP	BLK	WP	HR	S	P	ERA	WHIP
22 Sandy Alcantara, R ERA: 11.57	3.1		14	1	2	2	3	2	0	0	0	0	0	37	59	5.40	0.900
90 Dylan Lee, L ERA: 5.4	0.2		4	1	1	1	0	1	0	0	0	0	0	8	15	13.50	3.000
33 Brad Boxberger, R ERA: 1.5	1.0		3	0	0	0	2	0	0	0	0	0	0	13	16	0.00	0.000
59 Nick Neidert, R ERA: 1.3	3.0	W	11	1	0	0	4	1	0	0	0	0	0	32	48	0.00	0.667
46 Fat Venditte, S ERA: 1.93	1.0		5	2	0	0	0	0	0	0	0	0	0	12	16	0.00	2.000

Batter	1	2	3	4	5	6	7	8	9	AB	R	H	RBI	BB	SO	LOB	BOTTOM
2 Jonathan Villar, S OBP: 0.250, SLG: 0.500 76 Jesús Sánchez, L OBP: 0.500, SLG: 0.909	B1		G4		K					3	0	0	0	1	2		
15 Brian Anderson, R OBP: 0.190, SLG: 0.263 65 Eddy Alvarez, L OBP: 0.167, SLG: 0.417	L8		G6-3		K			G3-1		3	0	0	0	1	2		
23 Corey Dickerson, L OBP: 0.143, SLG: 0.150 60 Monte Harrison, R OBP: 0.500, SLG: 0.529	L3			P3		G4-3				3	0	0	0	0	0		
24 Jesús Aguilar, R OBP: 0.381, SLG: 0.278 68 Lewin Díaz, L OBP: 0.333, SLG: 0.611				K						3	0	2	0	0	1		
7 Matt Joyce, L OBP: 0.316, SLG: 0.235 67 JJ Bleday, L OBP: 0.250, SLG: 0.250	P3			K						2	0	0	0	0	1		
25 Lewis Brinson, R OBP: 0.450, SLG: 1.050 92 Brian Miller, L OBP: 0.300, SLG: 0.444	P3									3	1	2	2	0	0		
5 Jon Berti, R OBP: 0.399, SLG: 0.300 13 Sean Rodríguez, R OBP: 0.235, SLG: 0.143	F9									2	1	0	0	0	2		
17 Chad Wallach, R OBP: 0.375, SLG: 1.000 36 Ryan Lavarnway, R OBP: 0.250, SLG: 0.273										1	1	1	2	0	0		
19 Miguel Rojas, R OBP: 0.389, SLG: 0.647 70 Jazz Chisholm Jr., L OBP: 0.467, SLG: 0.354	K									2	0	1	0	0	1		

Washington Nationals @ Miami Marlins  
Roger Dean Chevrolet Stadium, Jupiter, FL  
Fri Mar 06 2020, 7:06 PM - 10:02 PM EST  
Att: 3,557 - Partly Cloudy - 70 F

AB 32  
R 7  
H 8  
RBI 7  
BB 2  
SO 10  
LOB 14



<b>Inning Stats</b>	R: 0 E: 0 K: 0 S: 5	H: 0 LOB: 0 BB: 0 P: 8	R: 0 E: 0 K: 0 S: 9	H: 1 LOB: 1 BB: 0 P: 15	R: 0 E: 0 K: 1 S: 7	H: 0 LOB: 1 BB: 0 P: 12	R: 0 E: 0 K: 2 S: 11	H: 0 LOB: 0 BB: 0 P: 15	R: 2 E: 0 K: 2 S: 19	H: 3 LOB: 1 BB: 0 P: 23	R: 2 E: 0 K: 1 S: 11	H: 2 LOB: 1 BB: 0 P: 19	R: 3 E: 0 K: 2 S: 19	H: 2 LOB: 1 BB: 2 P: 33	R: 0 E: 0 K: 2 S: 9	H: 0 LOB: 0 BB: 0 P: 11	1B: 4 2B: 2 3B: 0 HR: 2	SF: 0 SAC: 0 DP: 0 HBP: 1	WP: 1 PB: 0 CS: 0	PA: 35
---------------------	------------------------------	---------------------------------	------------------------------	----------------------------------	------------------------------	----------------------------------	-------------------------------	----------------------------------	-------------------------------	----------------------------------	-------------------------------	----------------------------------	-------------------------------	----------------------------------	------------------------------	----------------------------------	----------------------------------	------------------------------------	-------------------------	--------

PITCHER	IP	WLS	BF	H	R	ER	SO	BB	IBB	HBP	BLK	WP	HR	S	P	ERA	WHIP
19 Anibal Sánchez, R ERA: 3.0	4.0		14	1	0	0	3	0	0	0	0	0	1	19	23	18.00	3.000
60 Hunter Strickland, R ERA: 9.0	1.0		6	3	2	2	2	0	0	0	0	0	1	11	19	18.00	2.000
64 James Bourque, R ERA: 3.6	1.0	L	5	2	2	2	1	0	0	0	0	0	1	12	24	40.50	4.500
53 Austen Williams, R ERA: 10.13	0.2		5	1	3	3	1	2	0	0	0	0	0	7	9	0.00	3.000
61 Kyle McGowin, R ERA:	0.1		2	1	0	0	1	0	0	0	0	0	0	7	9	0.00	3.000



Batter	1	2	3	4	5	6	7	8	9	AB	R	H	RBI	BB	SO	LOB	TOP					
2 Jonathan Villar, S OBP: 0.273, SLG: 0.474 34 Magneuris Sierra, L OBP: 0.353, SLG: 0.375	P4		23 1B 24 2B 15 S BB	G6-3			G5-3			1 1 0 0 1 0 0 2 0 0 0 0 0 1							<b>Miami Marlins @ Washington Nationals</b> <b>TEAM Ballpark of the Palm Beaches, West Palm Beach, FL</b> Sat Mar 07 2020, 1:10 PM - 4:16 PM EST Att: 4,583 - Cloudy - 70 F					
15 Brian Anderson, R OBP: 0.217, SLG: 0.286 81 Gosuke Katoh, L OBP: 0.429, SLG: 0.273	BB G3-1		K				G4-3			2 0 1 0 0 1 1 2 0 0 0 0 0 0												
23 Corey Dickerson, L OBP: 0.174, SLG: 0.192 25 Lewis Brinson, R OBP: 0.409, SLG: 0.955	G3-1		24 2B 1B				G5-3			2 0 1 0 0 0 1 2 1 0 0 0 0 0												
24 Jesús Aguilar, R OBP: 0.435, SLG: 0.368 26 Garrett Cooper, R OBP: 0.316, SLG: 0.429	BB		1-H 3-H 2B				1B			1 0 1 2 1 0 0 2 0 1 0 0 0 0												
1 Isan Díaz, L OBP: 0.269, SLG: 0.136 84 Christian López, R OBP: 0.529, SLG: 1.000	BB FC5-4		K				G4-3			2 0 0 0 1 1 3 1 0 1 0 0 0 0												
47 Harold Ramírez, R OBP: 0.292, SLG: 0.450 89 Jerar Encarnación, R OBP: 0.429, SLG: 0.929	FC5-4		F8				K			3 0 0 0 0 1 5 1 0 0 0 0 0 1												
27 Matt Kemp, R OBP: 0.143 60 Monte Harrison, R OBP: 0.476, SLG: 0.500			G6-3				F8			3 0 0 0 0 1 0 1 0 0 0 0 0 0												
29 Francisco Cervelli, R OBP: 0.333, SLG: 0.200 87 Brian Navarrete, R	P3						F8			1 0 0 0 1 0 0 2 0 0 0 0 0 0												
19 Miquel Rojas, R OBP: 0.333, SLG: 0.550 80 José Devers, L OBP: 0.214, SLG: 0.308	P5		P2				K			3 0 0 0 0 1 1 1 0 0 0 0 0 0												
<b>Inning Stats</b>	R: 0 E: 0 K: 0 S: 4	H: 1 LOB: 3 BB: 2 P: 12	R: 0 E: 0 K: 0 S: 3	H: 0 LOB: 0 BB: 0 P: 3	R: 2 E: 0 K: 2 S: 9	H: 2 LOB: 2 BB: 1 P: 13	R: 0 E: 0 K: 1 S: 5	H: 0 LOB: 1 BB: 1 P: 9	R: 0 E: 0 K: 1 S: 4	H: 1 LOB: 1 BB: 0 P: 4	R: 0 E: 0 K: 1 S: 5	H: 0 LOB: 0 BB: 0 P: 5	R: 0 E: 0 K: 1 S: 5	H: 0 LOB: 0 BB: 0 P: 5	R: 0 E: 0 K: 0 S: 4	H: 1 LOB: 1 BB: 0 P: 4		R: 0 E: 0 K: 0 S: 3	H: 0 LOB: 0 BB: 0 P: 3	1B: 4 2B: 1 3B: 0 HR: 0	SF: 0 SAC: 0 DP: 0 HBP: 0	WP: 0 PB: 0 SB: 1 CS: 0
<b>PITCHER</b>	IP WLS BF H R ER SO BB IBB HBP BLK WP HR S P ERA WHIP	<b>PITCHER</b>																				
41 Joe Ross, R ERA: 2.45	2.1 13 3 2 2 1 3 0 0 0 0 0 0 12 24 7.71 2.571	58 Fernando Abad, L ERA:																				
51 Wander Suero, R ERA:	3.1 1.2 6 0 0 0 2 1 0 0 0 0 0 0 9 13 0.00 0.600																					
63 Sean Doolittle, L ERA: 9.0	5.1 1.0 4 1 0 0 0 0 0 0 0 0 0 0 4 4 0.00 1.000																					
44 Daniel Hudson, R ERA: 23.14	6.1 1.0 3 0 0 0 1 0 0 0 0 0 0 0 5 5 0.00 0.000																					
32 Aaron Barrett, R ERA: 12.0	7.1 1.0 3 0 0 0 1 0 0 0 0 0 0 0 5 5 0.00 0.000																					

Batter	1	2	3	4	5	6	7	8	9	AB	R	H	RBI	BB	SO	LOB	BOTTOM			
9 Eric Thames, L OBP: 0.375, SLG: 0.500 22 Mac Williamson, R OBP: 0.211, SLG: 0.118	1B		22 FC3-6 47 1B 3 1B 1B				K			3 1 2 0 0 1 0 1 0 0 0 0 1 1							<b>Miami Marlins @ Washington Nationals</b> <b>TEAM Ballpark of the Palm Beaches, West Palm Beach, FL</b> Sat Mar 07 2020, 1:10 PM - 4:16 PM EST Att: 4,583 - Cloudy - 70 F			
3 Michael Taylor, R OBP: 0.167, SLG: 0.217 85 Cody Wilson, R OBP: 0.400, SLG: 0.600	P3		22 FC3-6 1B				F8			3 0 1 0 0 0 0 1 0 0 0 0 1 1										
13 Asdrúbal Cabrera, S OBP: 0.293, SLG: 0.175 5 Adrián Sánchez, R OBP: 0.286, SLG: 0.474	BB 1B		F7				K			2 1 1 0 1 0 2 1 0 0 0 0 1 0										
22 Juan Soto, L OBP: 0.609, SLG: 0.800 95 Drew Mendoza, L	BB 1B		FC3-6 47 1B 1B				BB			3 0 1 0 0 0 3 1 0 0 0 0 0 0										
47 Howie Kendrick, R OBP: 0.444, SLG: 0.375 18 Jake Noll, R OBP: 0.409, SLG: 0.333	BB 1B		62 WP 47 1B 1B				P6			2 0 2 2 0 0 0 2 0 0 0 0 1 0										
62 Luis García Jr., L OBP: 0.421, SLG: 0.579 26 Brandon Snyder, R OBP: 0.421, SLG: 0.375	G4-3		F8				G6-3			2 0 0 0 0 0 0 2 0 0 0 0 1 0										
20 Wellington Castillo, R OBP: 0.194, SLG: 0.091 73 Tres Barrera, R OBP: 0.143, SLG: 0.143			F7				K			3 0 0 0 0 2 1 1 0 0 0 0 0 1										
1 Wilmer Difo, S OBP: 0.130, SLG: 0.217 7 Jackson Flores, R	L9						F9			3 0 0 0 0 0 1 1 0 0 0 0 0 1										
38 JB Shuck, L OBP: 0.273, SLG: 0.222 Jeremy De La Rosa, L	BB 1B						G3			2 0 1 0 1 0 0 0 0 0 0 0 0 0										
<b>Inning Stats</b>	R: 1 E: 0 K: 0 S: 6	H: 4 LOB: 2 BB: 0 P: 7	R: 0 E: 0 K: 0 S: 3	H: 1 LOB: 1 BB: 0 P: 3	R: 1 E: 0 K: 0 S: 6	H: 3 LOB: 2 BB: 0 P: 6	R: 0 E: 0 K: 1 S: 5	H: 0 LOB: 0 BB: 0 P: 5	R: 0 E: 0 K: 1 S: 6	H: 0 LOB: 1 BB: 0 P: 6	R: 0 E: 0 K: 2 S: 6	H: 1 LOB: 1 BB: 1 P: 11	R: 0 E: 0 K: 2 S: 7	H: 0 LOB: 0 BB: 0 P: 7	R: 0 E: 0 K: 0 S: 2	H: 0 LOB: 0 BB: 1 P: 6		1B: 9 2B: 1 3B: 0 HR: 0	SF: 0 SAC: 0 DP: 1 HBP: 0	WP: 1 PB: 0 SB: 0 CS: 1
<b>PITCHER</b>	IP WLS BF H R ER SO BB IBB HBP BLK WP HR S P ERA WHIP	<b>PITCHER</b>																		
62 José Ureña, R ERA: 4.05	1.1 4.0 18 8 2 2 1 0 0 0 0 0 0 20 21 4.50 2.000																			
61 Adam Conley, L ERA: 4.05	5.1 1.0 4 0 0 0 1 1 0 0 0 0 0 0 5 9 0.00 1.000																			
56 Sterling Sharp, R ERA: 1.5	6.1 2.0 7 1 0 0 3 1 0 0 0 0 0 0 12 17 0.00 1.000																			
27 Brandon Kintzler, R ERA: 6.0	8.1 1.0 3 0 0 0 2 0 0 0 0 0 0 0 7 7 0.00 0.000																			
93 Yimi García, R ERA:	9.1 1.0 3 0 0 0 0 1 0 0 0 0 0 0 2 6 0.00 1.000																			













Batter	1	2	3	4	5	6	7	8	9	AB	R	H	RBI	BB	SO	LOB	TOP										
7 Trea Turner, R (1,6) OBP: 0.320, SLG: 0.364 62 Luis Garcia Jr., L (6,4) OBP: 0.455, SLG: 0.571										2	0	0	0	1	0	1	Washington Nationals @ Miami Marlins Roger Dean Chevrolet Stadium, Jupiter, FL Tue Mar 10 2020, 1:12 PM - 3:50 PM EDT Att: 2,771 - Partly Cloudy - 78 F										
11 Ryan Zimmerman, R (1,3) OBP: 0.143, SLG: 0.214 18 Jake Noll, R (6,3)										3	0	0	0	0	0	1											
14 Starlin Castro, R (1,4) OBP: 0.192, SLG: 0.045 29 Yadiel Hernandez, L (6,7)										2	1	0	0	1	1	2											
22 Juan Soto, L (1,7) OBP: 0.552, SLG: 0.800 38 JB Shuck, L (6,8)										3	1	1	2	0	0	2											
47 Howie Kendrick, R (1,10) OBP: 0.381, SLG: 0.316 20 Wellington Castillo, R (9,PH) OBP: 0.176, SLG: 0.200										3	0	0	0	0	1	0											
28 Kurt Suzuki, R (1,2) OBP: 0.333, SLG: 0.200 5 Adrián Sanchez, R (7,5) OBP: 0.292, SLG: 0.455										3	0	0	0	0	2	0											
8 Carter Kieboom, R (1,5) OBP: 0.392, SLG: 0.259 73 Tres Barrera, R (7,2) OBP: 0.143, SLG: 0.143										3	0	0	0	0	3	0											
3 Michael Taylor, R (1,9) OBP: 0.214, SLG: 0.370 17 Andrew Stevenson, L (5,9) OBP: 0.387, SLG: 0.308										2	0	0	0	0	1	0											
27 Emilio Bonifacio, S (1,8) OBP: 0.308, SLG: 0.500 1 Wilmer Difo, S (6,6) OBP: 0.115, SLG: 0.192										2	0	1	0	0	0	0											
<b>Inning Stats</b>	R: 0 E: 0 K: 0 S: 8	H: 0 LOB: 0 BB: 0 P: 11	R: 0 E: 0 K: 2 S: 8	H: 0 LOB: 0 BB: 0 P: 10	R: 0 E: 0 K: 2 S: 13	H: 1 LOB: 1 BB: 0 P: 19	R: 2 E: 0 K: 0 S: 15	H: 1 LOB: 1 BB: 1 P: 25	R: 0 E: 0 K: 1 S: 10	H: 0 LOB: 0 BB: 0 P: 16	R: 0 E: 1 K: 1 S: 11	H: 0 LOB: 1 BB: 1 P: 22	R: 0 E: 0 K: 2 S: 8	H: 0 LOB: 0 BB: 0 P: 14	R: 0 E: 0 K: 2 S: 13	H: 1 LOB: 2 BB: 1 P: 17		R: 0 E: 0 K: 0 S: 10	H: 0 LOB: 0 BB: 0 P: 13	1B: 2 2B: 0 3B: 0 HR: 1	SF: 0 SAC: 0 DP: 1 HBP: 0	WP: 0 PB: 1 SB: 0 CS: 0	PA: 33				
<b>PITCHER</b>	IP	WLS	BF	H	R	ER	SO	BB	IBB	HBP	BLK	WP	HR	S	P	ERA	WHIP	<b>PITCHER</b>									
31 Caleb Smith, L (1,1) ERA: 4.0	4.0		15	2	2	2	4	1	0	0	0	0	1	44	65	4.50	0.750										
56 Sterling Sharp, R (5,1) ERA: 1.13	2.0		7	0	0	0	2	1	0	0	0	0	0	21	38	0.00	0.500										
61 Adam Conley, L (7,1) ERA: 3.52	1.0		3	0	0	0	2	0	0	0	0	0	0	8	14	0.00	0.000										
46 Pat Venditte, S (8,1) ERA: 1.59	1.0	W	5	1	0	0	2	1	0	0	0	0	0	13	17	0.00	2.000										
93 Yimi Garcia, R (9,1) ERA:	1.0	S	3	0	0	0	0	0	0	0	0	0	0	10	13	0.00	0.000										
<b>Batter</b>	<b>1</b>	<b>2</b>	<b>3</b>	<b>4</b>	<b>5</b>	<b>6</b>	<b>7</b>	<b>8</b>	<b>9</b>	<b>AB</b>	<b>R</b>	<b>H</b>	<b>RBI</b>	<b>BB</b>	<b>SO</b>	<b>LOB</b>	<b>BOTTOM</b>										
2 Jonathan Villar, S (1,8) OBP: 0.321, SLG: 0.480 60 Monte Harrison, R (6,8) OBP: 0.520, SLG: 0.550										3	1	2	0	0	0	0	Washington Nationals @ Miami Marlins Roger Dean Chevrolet Stadium, Jupiter, FL Tue Mar 10 2020, 1:12 PM - 3:50 PM EDT Att: 2,771 - Partly Cloudy - 78 F										
15 Brian Anderson, R (1,5) OBP: 0.207, SLG: 0.296 84 Christian Lopes, R (6,5) OBP: 0.474, SLG: 0.889										3	1	1	1	0	1	1											
23 Corey Dickerson, L (1,7) OBP: 0.314, SLG: 0.222 47 Harold Ramirez, R (6,7) OBP: 0.310, SLG: 0.440										3	0	1	0	0	1	1											
24 Jesús Aguilar, R (1,3) OBP: 0.429, SLG: 0.375 27 Matt Kemp, R (7,3) OBP: 0.222, SLG: 0.160										3	0	2	0	0	0	0											
25 Lewis Brinson, R (1,10) OBP: 0.357, SLG: 0.852 92 Brian Miller, L (8,PH) OBP: 0.273, SLG: 0.400										2	0	0	1	0	1	2											
26 Garrett Cooper, R (1,9) OBP: 0.289, SLG: 0.346 34 Magneuris Sierra, L (7,9) OBP: 0.353, SLG: 0.375										3	0	0	0	0	1	1											
5 Jon Berti, R (1,4) OBP: 0.165, SLG: 0.269 81 Gosuke Kato, L (8,4) OBP: 0.467, SLG: 0.273										3	0	0	0	0	2	0											
29 Francisco Cervelli, R (1,2) OBP: 0.350, SLG: 0.214 17 Chad Wallach, R (5,2) OBP: 0.350, SLG: 0.813										2	0	1	0	0	0	0											
19 Miguel Rojas, R (1,6) OBP: 0.308, SLG: 0.458 65 Eddy Alvarez, L (8,6) OBP: 0.133, SLG: 0.333										3	0	0	0	0	1	1											
<b>Inning Stats</b>	R: 0 E: 0 K: 0 S: 13	H: 3 LOB: 2 BB: 0 P: 18	R: 0 E: 0 K: 2 S: 17	H: 1 LOB: 1 BB: 0 P: 25	R: 2 E: 0 K: 0 S: 11	H: 3 LOB: 1 BB: 0 P: 16	R: 0 E: 0 K: 1 S: 8	H: 0 LOB: 0 BB: 0 P: 10	R: 0 E: 0 K: 2 S: 9	H: 0 LOB: 0 BB: 0 P: 13	R: 0 E: 0 K: 2 S: 9	H: 0 LOB: 0 BB: 0 P: 14	R: 0 E: 0 K: 0 S: 4	H: 0 LOB: 0 BB: 0 P: 5	R: 1 E: 0 K: 0 S: 11	H: 1 LOB: 1 BB: 1 P: 21		1B: 7 2B: 1 3B: 0 HR: 0	SF: 1 SAC: 0 DP: 0 HBP: 0	WP: 0 PB: 0 SB: 3 CS: 0	PA: 32						
<b>PITCHER</b>	IP	WLS	BF	H	R	ER	SO	BB	IBB	HBP	BLK	WP	HR	S	P	ERA	WHIP	<b>PITCHER</b>									
70 Ben Braymer, L (1,1) ERA: 6.0	2.1		12	6	2	2	2	0	0	0	0	0	0	36	53	7.71	2.571										
51 Wander Suero, R (3,1) ERA:	0.2		3	1	0	0	0	0	0	0	0	0	0	5	6	0.00	1.500										
48 Javy Guerra, R (4,1) ERA:	1.2		5	0	0	0	2	0	0	0	0	0	0	14	18	0.00	0.000										
64 James Bourque, R (5,1) ERA: 2.84	1.1		4	0	0	0	3	0	0	0	0	0	0	12	19	0.00	0.000										
67 Kyle Finnegan, R (7,1) ERA: 5.4	1.0		3	0	0	0	0	0	0	0	0	0	0	4	5	0.00	0.000										







Batter	1	2	3	4	5	6	7	8	9	AB	R	H	RBI	BB	SO	LOB	TOP								
39 Mike Tauchman, L (1.8) 69 Jason Lopez, R (5.2)	G4-3		G5-3				F9		G2-3	3	0	1	0	0	0	1	<b>New York Yankees @ Washington Nationals</b> <b>TEAM Ballpark of the Palm Beaches, West Palm Beach, FL</b> Thu Mar 12 2020, 1:07 PM - 3:55 PM EDT Att: 8,043 - Partly Cloudy - 81 F <a href="http://livebaseballscorecards.com">livebaseballscorecards.com</a>								
29 Gio Urshela, R (1.5) 81 Angel Aguilar, R (5.5)	L9		E6		L8		F8		F8	3	0	0	0	0	0	2									
36 Mike Ford, L (1.3) 74 Zack Granite, L (5.7)	K		K						G1-3	2	0	0	0	0	2	1									
41 Miguel Andujar, R (1.9) 92 Chris Gittens, R (5.3)		L7		G4-6-3					K	2	0	0	0	0	0	1									
77 Clint Frazier, R (1.7) 93 Thomas Milone, L (5.9)		K					F7			2	1	1	0	0	1	0									
66 Kyle Higashioka, R (1.2) Estevan Florial, L (5.8)		F9								2	0	0	0	0	0	1									
22 Chris Iannetta, R (1.10) 91 Trey Amburgey, R (5. PR) (5.10)			F9							2	0	1	1	0	0	0									
14 Tyler Wade, L (1.4) 76 Kyle Holder, L (5.6)										2	1	2	2	0	0	0									
71 Thairo Estrada, R (1.6) 79 Diego Castillo, R (5.4)										2	0	0	0	0	1	2									
										2	0	2	0	0	0	0									
<b>Inning Stats</b>	R: 0 E: 0 K: 1 S: 5	H: 0 LOB: 0 BB: 0 P: 5	R: 0 E: 0 K: 1 S: 5	H: 0 LOB: 0 BB: 0 P: 5	R: 0 E: 0 K: 0 S: 4	H: 1 LOB: 1 BB: 0 P: 4	R: 0 E: 1 K: 1 S: 5	H: 0 LOB: 0 BB: 0 P: 5	R: 3 E: 0 K: 2 S: 7	H: 4 LOB: 2 BB: 1 P: 11	R: 0 E: 0 K: 1 S: 6	H: 1 LOB: 1 BB: 0 P: 6	R: 3 E: 0 K: 1 S: 9	H: 4 LOB: 1 BB: 0 P: 9	R: 0 E: 0 K: 0 S: 4	H: 1 LOB: 1 BB: 0 P: 4	1B: 6 2B: 4 3B: 0 HR: 1	SF: 0 SAC: 0 DP: 1 HBP: 0	WP: 1 PB: 0 SB: 0 CS: 0	PA: 39					
<b>PITCHER</b>	IP WLS BF H R ER SO BB IBB HBP BLK WP HR S P ERA WHIP																<b>PITCHER</b>	IP WLS BF H R ER SO BB IBB HBP BLK WP HR S P ERA WHIP							
46 Patrick Corbin, L (1.1) ERA: 4.0	4.0		13	1	0	0	3	0	0	0	0	0	0	0	0	0	0	0	0	0	0	19	10	0.00	0.250
63 Sean Doolittle, L (5.1) ERA: 16.2	0.1	L	4	3	3	3	0	0	0	0	0	0	0	1	1	6	10	81.00	9.000						
33 Ryne Harper, R (5.1) ERA: 4.5	0.2		3	1	0	0	1	0	0	0	0	0	0	0	0	5	5	0.00	1.500						
44 Daniel Hudson, R (6.1) ERA: 16.2	1.0		4	0	0	0	2	1	0	0	0	0	0	0	0	7	11	0.00	1.000						
39 Sam Freeman, L (7.1) ERA: 3.38	1.0		4	1	0	0	1	0	0	0	0	0	0	0	0	6	6	0.00	1.000						

Batter	1	2	3	4	5	6	7	8	9	AB	R	H	RBI	BB	SO	LOB	BOTTOM			
7 Trea Turner, R (1.6) 62 Luis Garcia Jr., L (4.6)	G6-3		E5				G6-3			2	0	0	0	0	0	0	<b>New York Yankees @ Washington Nationals</b> <b>TEAM Ballpark of the Palm Beaches, West Palm Beach, FL</b> Thu Mar 12 2020, 1:07 PM - 3:55 PM EDT Att: 8,043 - Partly Cloudy - 81 F <a href="http://livebaseballscorecards.com">livebaseballscorecards.com</a>			
2 Adam Eaton, L (1.10) 17 Andrew Stevenson, L (5. PH) (6.10)	G4-3		K						K	2	0	0	0	0	1	1				
14 Starlin Castro, R (1.4) 5 Adrián Sanchez, R (5.4)					P3				P4	2	0	0	0	0	1	0				
22 Juan Soto, L (1.7) 38 JB Shuck, L (5.7)		K			G4-3				L6	2	0	0	0	0	0	0				
9 Eric Thames, L (1.3) 18 Jake Noll, R (5.3)										0	1	0	0	2	0	0				
10 Yan Gomes, R (1.2) 27 Emilio Bonifacio, S (6.8)										2	1	1	0	0	0	1				
29 Yadiel Hernandez, L (1.9) 26 Brandon Snyder, R (8.9)					G3-1				L3	3	0	0	0	0	0	1				
8 Carter Kieboom, R (1.5) 1 Wilmer Difo, S (6.5)					G6-3				F9	2	0	0	0	0	0	0				
16 Victor Robles, R (1.8) 74 Taylor Gushue, S (6.2)										2	1	1	1	0	0	0				
										1	0	1	0	0	0	0				
<b>Inning Stats</b>	R: 0 E: 0 K: 1 S: 5	H: 0 LOB: 0 BB: 0 P: 5	R: 0 E: 0 K: 1 S: 4	H: 0 LOB: 0 BB: 1 P: 8	R: 1 E: 1 K: 1 S: 8	H: 1 LOB: 1 BB: 0 P: 10	R: 1 E: 0 K: 0 S: 4	H: 1 LOB: 1 BB: 1 P: 8	R: 0 E: 0 K: 0 S: 3	H: 0 LOB: 0 BB: 0 P: 3	R: 0 E: 0 K: 0 S: 4	H: 1 LOB: 1 BB: 0 P: 4	R: 0 E: 0 K: 1 S: 5	H: 0 LOB: 0 BB: 0 P: 5	R: 1 E: 0 K: 0 S: 4	H: 1 LOB: 0 BB: 0 P: 4	1B: 2 2B: 2 3B: 0 HR: 1	SF: 1 SAC: 0 DP: 1 HBP: 0	WP: 0 PB: 0 SB: 0 CS: 0	PA: 35
<b>PITCHER</b>	IP WLS BF H R ER SO BB IBB HBP BLK WP HR S P ERA WHIP																<b>PITCHER</b>	IP WLS BF H R ER SO BB IBB HBP BLK WP HR S P ERA WHIP		
43 Jonathan Loaisiga, R (1.1) 35 Nick Tropeano, R (4.1) 75 David Hale, R (6.1) Albert Abreu, R (9.1)	3.0	W	10	2	1	1	1	2	0	0	0	0	0	0	0	10	18	4.50	2.000	
	2.0		10	1	0	0	1	0	0	0	0	0	0	0	12	12	0.00	0.333		
	3.0	H	10	1	0	0	1	0	0	0	0	0	0	0	4	4	9.00	1.000		



Batter	1	2	3	4	5	6	7	8	9	AB	R	H	RBI	BB	SO	LOB	TOP			
31 Aaron Hicks, S (1, 8)										3	0	0	0	0	1	3	<p><b>New York Yankees @ Washington Nationals</b>            Nationals Park, Washington, DC            Thu Jul 23 2020, 7:10 PM - 8:51 PM EDT            Partly Cloudy - 90 F</p> <p>livebaseballscorecards.com</p> <p>AB 22 R 4 H 6 RBI 4 BB 4 SO 11 LOB 11</p>			
99 Aaron Judge, R (1, 9)										3	1	2	1	0	1	2				
25 Gleyber Torres, R (1, 6)										2	0	0	0	1	0	2				
27 Giancarlo Stanton, R (1, 10)										3	1	2	3	0	1	1				
11 Brett Gardner, L (1, 7)										3	0	0	0	0	3	3				
24 Gary Sánchez, R (1, 2)										3	0	0	0	0	3	0				
59 Luke Voit, R (1, 3)										2	0	0	0	1	1	0				
29 Gio Urshela, R (1, 5)										2	1	1	0	1	1	0				
14 Tyler Wade, L (1, 4)										1	1	1	0	1	0	0				
<b>Inning Stats</b>	R: 2 E: 0 K: 1 S: 13	H: 2 LOB: 0 BB: 0 P: 22	R: 0 E: 0 K: 3 S: 9	H: 0 LOB: 0 BB: 0 P: 13	R: 1 E: 0 K: 2 S: 12	H: 1 LOB: 1 BB: 1 P: 17	R: 0 E: 0 K: 2 S: 9	H: 0 LOB: 0 BB: 0 P: 12	R: 1 E: 0 K: 2 S: 12	H: 2 LOB: 3 BB: 2 P: 22	R: 0 E: 0 K: 1 S: 7	H: 1 LOB: 2 BB: 1 P: 12						1B: 4 2B: 1 3B: 0 HR: 1	SF: 0 SAC: 0 DP: 0 HBP: 0	WP: 0 PB: 0 SB: 0 CS: 0
<b>PITCHER</b> 31 Max Scherzer, R (1, 1) ERA: 6.75	IP 5.1 WLS L BF 26 H 6 R 4 ER 4 SO 11 BB 4 IBB 0 HBP 0 BLK 0 WP 0 HR 1 S 62 P 98 ERA 6.75 WHIP 1.875															<b>PITCHER</b>				

Batter	1	2	3	4	5	6	7	8	9	AB	R	H	RBI	BB	SO	LOB	BOTTOM	
7 Trea Turner, R (1, 6)										2	0	0	0	0	0	0	<p><b>New York Yankees @ Washington Nationals</b>            Nationals Park, Washington, DC            Thu Jul 23 2020, 7:10 PM - 8:51 PM EDT            Partly Cloudy - 90 F</p> <p>livebaseballscorecards.com</p> <p>AB 16 R 1 H 1 RBI 1 BB 1 SO 5 LOB 5</p>	
2 Adam Eaton, L (1, 9)										2	1	1	1	0	0	0		
14 Starlin Castro, R (1, 4)										2	0	0	0	0	0	0		
47 Howie Kendrick, R (1, 10)										2	0	0	0	0	1	0		
9 Eric Thames, L (1, 3)										1	0	0	0	0	0	0		
28 Kurt Suzuki, R (1, 2)										2	0	0	0	0	0	1		
13 Asdrúbal Cabrera, S (1, 5)										1	0	0	0	1	0	1		
17 Andrew Stevenson, L (1, 7)										2	0	0	0	0	2	2		
16 Victor Robles, R (1, 8)										2	0	0	0	0	2	1		
<b>Inning Stats</b>	R: 1 E: 0 K: 1 S: 11	H: 1 LOB: 0 BB: 0 P: 17	R: 0 E: 0 K: 1 S: 9	H: 0 LOB: 0 BB: 0 P: 14	R: 0 E: 0 K: 1 S: 10	H: 0 LOB: 0 BB: 0 P: 13	R: 0 E: 0 K: 0 S: 6	H: 0 LOB: 0 BB: 0 P: 12	R: 0 E: 0 K: 2 S: 10	H: 0 LOB: 1 BB: 1 P: 19					1B: 0 2B: 0 3B: 0 HR: 1	SF: 0 SAC: 0 DP: 0 HBP: 1		WP: 0 PB: 0 SB: 0 CS: 0
<b>PITCHER</b> 45 Gerrit Cole, R (1, 1) ERA: 1.8	IP 5.0 WLS W BF 18 H 1 R 1 ER 1 SO 5 BB 1 IBB 0 HBP 1 BLK 0 WP 0 HR 1 S 46 P 75 ERA 1.80 WHIP 0.400															<b>PITCHER</b>		







Batter	1	2	3	4	5	6	7	8	9	AB	R	H	RBI	BB	SO	LOB	TOP										
26 DJ LeMahieu, R OBP: 0.286, SLG: 0.286	G6-3			G6-3		F8		27 BLK 25 1B		4	0	1	0	0	0	0	<b>New York Yankees @ Washington Nationals</b> Nationals Park, Washington, DC Sun Jul 26 2020, 1:06 PM - 4:13 PM EDT Sunny - 91 F										
99 Aaron Judge, R OBP: 0.167, SLG: 0.250	G6-3			G4-3		K		L7		4	0	0	0	0	1	2											
25 Gleyber Torres, R OBP: 0.364, SLG: 0.600	K			1B		HR		27 BLK 1B		4	1	3	2	0	1	0											
27 Giancarlo Stanton, R OBP: 0.545, SLG: 1.222	K			K		K		1B		3	0	0	0	1	3	1											
59 Luke Voit, R OBP: 0.182, SLG: 0.400 14 Tyler Wade, L OBP: 1.000, SLG: 1.000	K			L5		HR		K		4	1	1	1	0	2	3											
29 Gio Urshela, R OBP: 0.364, SLG: 0.333	G5-3			P4		HR		F7		3	0	0	0	1	0	0											
41 Miguel Andujar, R 11 Brett Gardner, L	K			G4-3		G4-3		L7		3	0	0	0	0	1	1											
66 Kyle Higashioka, R 31 Aaron Hicks, S OBP: 0.222, SLG: 0.125	G5-3			F9		BB		K		2	0	0	0	0	0	0											
39 Mike Tauchman, L 24 Gary Sánchez, R	K			K		K		BB		1	0	0	0	0	1	1											
<b>Inning Stats</b>	R: 0 H: 0 E: 0 K: 1 S: 7	H: 0 LOB: 0 BB: 0 P: 12	R: 0 H: 0 E: 0 K: 2 S: 9	H: 0 LOB: 0 BB: 0 P: 15	R: 0 H: 0 E: 0 K: 2 S: 7	H: 0 LOB: 0 BB: 0 P: 11	R: 0 H: 1 E: 0 K: 1 S: 7	H: 1 LOB: 1 BB: 0 P: 12	R: 0 H: 0 E: 0 K: 0 S: 6	H: 0 LOB: 0 BB: 0 P: 7	R: 0 H: 0 E: 0 K: 1 S: 8	H: 0 LOB: 0 BB: 0 P: 10	R: 2 H: 2 E: 0 K: 2 S: 12	H: 2 LOB: 1 BB: 1 P: 26	R: 1 H: 2 E: 0 K: 2 S: 15	H: 2 LOB: 3 BB: 2 P: 23		R: 0 H: 0 E: 0 K: 1 S: 7	H: 0 LOB: 0 BB: 0 P: 12	1B: 3 2B: 0 3B: 0 HR: 2	SF: 0 SAC: 0 DP: 0 HBP: 0	WP: 0 PB: 0 CS: 0	PA: 35				
<b>PITCHER</b>	IP	WLS	BF	H	R	ER	SO	BB	IBB	HBP	BLK	WP	HR	S	P	ERA	WHIP	<b>PITCHER</b>									
46 Patrick Corbin, L ERA: 1.42	6.1		21	2	1	1	8	0	0	0	0	0	1	49	75	1.42	0.316										
36 Will Harris, R ERA: 13.5	0.2	B	4	1	1	1	1	1	0	0	0	0	1	7	18	13.50	3.000										
63 Sean Doolittle, L ERA: 13.5	0.2	L	5	2	1	1	1	1	0	0	0	0	0	12	20	13.50	4.500										
21 Tanner Rainey, R ERA:	0.1		2	0	0	0	1	0	1	0	1	0	0	3	3	0.00	0.000										
44 Daniel Hudson, R ERA:	1.0		3	0	0	0	1	0	0	0	0	0	0	7	12	0.00	0.000										
<b>Batter</b>	<b>1</b>	<b>2</b>	<b>3</b>	<b>4</b>	<b>5</b>	<b>6</b>	<b>7</b>	<b>8</b>	<b>9</b>	<b>AB</b>	<b>R</b>	<b>H</b>	<b>RBI</b>	<b>BB</b>	<b>SO</b>	<b>LOB</b>	<b>BOTTOM</b>										
7 Trea Turner, R OBP: 0.182, SLG: 0.455	K			HR		9 WP 2 G5-3 1B		E6		4	1	2	1	0	1	0	<b>New York Yankees @ Washington Nationals</b> Nationals Park, Washington, DC Sun Jul 26 2020, 1:06 PM - 4:13 PM EDT Sunny - 91 F										
2 Adam Eaton, L OBP: 0.364, SLG: 0.727	1B			G4-3		G5-3		2B		4	0	2	0	0	0	1											
14 Starlin Castro, R OBP: 0.200, SLG: 0.500	F8			47 G4-3 9 1B 2B		F9		K		4	1	1	0	0	1	4											
47 Howie Kendrick, R OBP: 0.300, SLG: 0.250	L8			G4-3		IBB		IBB		2	0	0	0	2	0	2											
9 Eric Thames, L OBP: 0.333, SLG: 0.200	K			13 G4-6-3 1B		K		K		4	0	1	1	0	3	5											
13 Adrián Cabrera, S OBP: 0.500, SLG: 0.889 27 Emilio Bonifácio, S	G6-3			G4-6-3		P5		16 CS 16 PB 1B		4	0	1	0	0	0	1											
16 Victor Robles, R OBP: 0.500, SLG: 0.875	BB			G5-3		K		BB		2	0	0	0	2	1	0											
10 Yan Gomes, R	CS			K		G5-3		F8		3	0	0	0	0	1	1											
3 Michael Taylor, R OBP: 0.250, SLG: 0.571	G4-3			G5-4-3		K		G6-3		4	0	0	0	0	1	2											
<b>Inning Stats</b>	R: 0 H: 1 E: 0 K: 1 S: 14	H: 0 LOB: 1 BB: 0 P: 22	R: 0 H: 0 E: 0 K: 1 S: 8	H: 0 LOB: 1 BB: 1 P: 13	R: 1 H: 1 E: 0 K: 1 S: 10	H: 1 LOB: 0 BB: 0 P: 16	R: 1 H: 2 E: 0 K: 0 S: 12	H: 2 LOB: 0 BB: 0 P: 19	R: 0 H: 0 E: 0 K: 0 S: 6	H: 0 LOB: 0 BB: 0 P: 11	R: 0 H: 1 E: 0 K: 1 S: 13	H: 1 LOB: 2 BB: 1 P: 21	R: 0 H: 0 E: 0 K: 1 S: 6	H: 0 LOB: 0 BB: 0 P: 7	R: 0 H: 1 E: 1 K: 3 S: 15	H: 1 LOB: 3 BB: 1 P: 20		R: 0 H: 1 E: 0 K: 0 S: 6	H: 1 LOB: 1 BB: 1 P: 14	1B: 4 2B: 2 3B: 0 HR: 1	SF: 0 SAC: 0 DP: 2 HBP: 1	WP: 1 PB: 1 SB: 0 CS: 2	PA: 37				
<b>PITCHER</b>	IP	WLS	BF	H	R	ER	SO	BB	IBB	HBP	BLK	WP	HR	S	P	ERA	WHIP	<b>PITCHER</b>									
43 Jonathan Loáisiga, R ERA: 3.0	3.0		11	2	1	1	3	1	0	0	0	0	0	12	19	9.00	2.000										
75 David Hale, R ERA: 6.75	1.0		4	2	1	1	0	0	0	0	0	0	0	9	16	0.00	1.000										
0 Adam Ottavino, R ERA:	1.0		4	1	0	0	0	0	0	1	0	0	0	9	16	0.00	1.000										
57 Chad Green, R ERA:	2.0	W	7	0	0	0	2	0	1	0	0	1	0	16	23	0.00	0.000										
48 Tommy Kahnle, R ERA:	1.0	H	6	1	0	0	3	0	1	0	0	0	0	15	20	0.00	1.000										
53 Zack Britton, L ERA:	1.0		4	1	0	0	0	1	0	0	0	0	0	6	14	0.00	2.000										



Batter	1	2	3	4	5	6	7	8	9	AB R H RBI BB SO LOB	TOP											
37 Teoscar Hernández, R OBP: 0.278, SLG: 0.765										5 2 2 2 0 2 3	<b>Toronto Blue Jays @ Washington Nationals</b> Nationals Park, Washington, DC Mon Jul 27 2020, 6:07 PM - 9:05 PM EDT Partly Cloudy - 94 F											
8 Cavan Biggio, L OBP: 0.333, SLG: 0.471										4 0 0 0 0 1 0												
13 Lourdes Gurriel Jr., R OBP: 0.273, SLG: 0.490										4 0 1 0 0 1 0												
27 Vladimir Guerrero Jr., R OBP: 0.222, SLG: 0.222										4 0 0 0 0 2 1												
44 Rowdy Tellez, L OBP: 0.231, SLG: 0.400										3 1 1 1 1 0 0												
3 Brandon Drury, R OBP: 0.333, SLG: 0.250										4 0 0 0 0 1 2												
2 Joe Panik, L										2 0 0 0 1 2 0												
5 Santiago Espinal, R										1 0 0 0 0 0 0												
9 Danny Jansen, R OBP: 0.462, SLG: 0.636										4 1 2 1 0 0 1												
23 Derek Fisher, L OBP: 0.400, SLG: 0.500										3 0 1 0 1 0 0												
30 Anthony Alford, R										0 0 0 0 0 0 0												
<b>Inning Stats</b>	R: 1 E: 0 K: 1 S: 12	H: 2 LOB: 2 BB: 1 P: 22	R: 0 E: 0 K: 2 S: 11	H: 1 LOB: 1 BB: 0 P: 18	R: 0 E: 0 K: 2 S: 14	H: 0 LOB: 0 BB: 0 P: 22	R: 2 E: 0 K: 1 S: 11	H: 2 LOB: 0 BB: 0 P: 14	R: 1 E: 0 K: 1 S: 8	H: 1 LOB: 0 BB: 0 P: 12	R: 0 E: 0 K: 1 S: 8	H: 0 LOB: 1 BB: 1 P: 16	R: 0 E: 0 K: 0 S: 6	H: 0 LOB: 0 BB: 0 P: 8	R: 0 E: 0 K: 0 S: 7	H: 0 LOB: 0 BB: 0 P: 11	R: 0 E: 0 K: 1 S: 8	H: 1 LOB: 2 BB: 1 P: 14	1B: 1 2B: 1 3B: 1 HR: 4	SF: 0 SAC: 0 DP: 0 HBP: 0	WP: 0 PB: 0 SB: 0 CS: 0	PA: 37
<b>PITCHER</b>	IP WLS BF H R ER SO BB IBB HBP BLK WP HR S P ERA WHIP											<b>PITCHER</b>	IP WLS BF H R ER SO BB IBB HBP BLK WP HR S P ERA WHIP									
19 Anibal Sánchez, R ERA: 7.2	5.0 L 22 6 4 4 7 0 1 0 0 0 0 4 56 88 7.20 1.200																					
39 Sam Freeman, L ERA:	0.2 3 0 0 0 1 1 0 0 0 0 0 0 7 15 0.00 1.500																					
48 Javy Guerra, R ERA:	2.1 7 0 0 0 0 0 0 0 0 0 0 0 14 20 0.00 0.000																					
33 Ryne Harper, R ERA:	1.0 5 1 0 0 1 1 0 0 0 0 0 0 8 14 0.00 2.000																					

AB	34
R	4
H	7
RBI	4
BB	3
SO	9
LOB	7



Batter	1	2	3	4	5	6	7	8	9	AB R H RBI BB SO LOB	BOTTOM											
7 Trea Turner, R OBP: 0.313, SLG: 0.467										4 0 2 0 1 0 3	<b>Toronto Blue Jays @ Washington Nationals</b> Nationals Park, Washington, DC Mon Jul 27 2020, 6:07 PM - 9:05 PM EDT Partly Cloudy - 94 F											
2 Adam Eaton, L OBP: 0.375, SLG: 0.600										4 0 1 0 1 1 3												
14 Starlin Castro, R OBP: 0.286, SLG: 0.500										4 0 2 0 0 1 2												
47 Howie Kendrick, R OBP: 0.286, SLG: 0.250										4 0 1 0 0 1 5												
13 Adrúbal Cabrera, S OBP: 0.357, SLG: 0.615										4 0 0 0 0 0 2												
9 Encr Thames, L OBP: 0.500, SLG: 0.286										2 1 1 0 2 1 0												
28 Kurt Suzuki, R OBP: 0.400, SLG: 0.500										4 0 2 1 0 0 1												
16 Victor Robles, R OBP: 0.500, SLG: 0.750										4 0 2 0 0 2 0												
3 Michael Taylor, R OBP: 0.167, SLG: 0.364										4 0 0 0 0 1 5												
<b>Inning Stats</b>	R: 0 E: 0 K: 2 S: 11	H: 1 LOB: 1 BB: 0 P: 16	R: 0 E: 0 K: 1 S: 13	H: 2 LOB: 3 BB: 1 P: 21	R: 0 E: 0 K: 0 S: 11	H: 2 LOB: 1 BB: 0 P: 14	R: 1 E: 0 K: 0 S: 13	H: 3 LOB: 2 BB: 1 P: 23	R: 0 E: 0 K: 1 S: 11	H: 1 LOB: 0 BB: 0 P: 18		R: 0 E: 0 K: 2 S: 10	H: 0 LOB: 0 BB: 0 P: 16	R: 0 E: 0 K: 0 S: 10	H: 1 LOB: 2 BB: 1 P: 21	R: 0 E: 0 K: 0 S: 6	H: 0 LOB: 0 BB: 1 P: 12	R: 0 E: 0 K: 1 S: 10	H: 1 LOB: 1 BB: 0 P: 17	1B: 10 2B: 3 3B: 0 HR: 0	SF: 0 SAC: 0 DP: 4 HBP: 0	WP: 0 PB: 0 SB: 0 CS: 0
<b>PITCHER</b>	IP WLS BF H R ER SO BB IBB HBP BLK WP HR S P ERA WHIP											<b>PITCHER</b>	IP WLS BF H R ER SO BB IBB HBP BLK WP HR S P ERA WHIP									
57 Trent Thornton, R ERA: 2.25	4.0 20 1 0 0 1 0 0 0 0 0 0 0 11 18 0.00 1.000																					
36 A.J. Cole, R ERA:	1.0 3 1 0 0 1 0 0 0 0 0 0 0 11 18 0.00 1.000																					
56 Ryan Borucki, L ERA:	1.1 W 6 1 0 0 2 1 0 0 0 0 0 0 17 29 0.00 1.500																					
68 Jordan Romano, R ERA:	0.2 H 2 0 0 0 0 0 0 0 0 0 0 3 8 0.00 0.000																					
41 Rafael Dolis, R ERA: 3.0	1.0 H 3 0 0 0 0 1 0 0 0 0 0 0 6 12 0.00 1.000																					

AB	34
R	1
H	11
RBI	1
BB	4
SO	7
LOB	21





































Batter	1	2	3	4	5	6	7	8	9	AB	R	H	RBI	BB	SO	LOB	TOP							
7 Trea Turner, R OBP: 0.298, SLG: 0.392 1 Wilmer Difo, S											5	2	3	3	0	1	3							
5 Josh Harrison, R OBP: 0.116, SLG: 0.333										5	0	1	1	0	0	3								
14 Starlin Castro, R OBP: 0.320, SLG: 0.458										6	2	0	0	0	2	4								
22 Juan Soto, L OBP: 0.500, SLG: 0.944 3 Michael Taylor, R OBP: 0.227, SLG: 0.571										4	3	3	3	0	0	0								
47 Howie Kendrick, R OBP: 0.333, SLG: 0.394										4	2	1	1	1	0	1								
13 Asdrúbal Cabrera, S OBP: 0.396, SLG: 0.765										4	3	4	5	1	0	0								
8 Carter Kieboom, R OBP: 0.393, SLG: 0.261										5	1	1	0	0	3	4								
10 Yan Gomes, R OBP: 0.250, SLG: 0.118										4	2	2	2	1	0	1								
16 Victor Robles, R OBP: 0.279, SLG: 0.325										4	0	1	1	0	1	2								
<b>Inning Stats</b>	R: 0 E: 0 K: 1 S: 8	H: 0 LOB: 0 BB: 0 P: 12	R: 1 E: 0 K: 1 S: 12	H: 1 LOB: 0 BB: 0 P: 19	R: 4 E: 0 K: 2 S: 23	H: 3 LOB: 0 BB: 0 P: 31	R: 0 E: 0 K: 1 S: 11	H: 1 LOB: 1 BB: 0 P: 18	R: 7 E: 0 K: 0 S: 25	H: 8 LOB: 2 BB: 0 P: 37	R: 2 E: 0 K: 1 S: 13	H: 2 LOB: 0 BB: 3 P: 26	R: 2 E: 0 K: 1 S: 11	H: 2 LOB: 0 BB: 0 P: 19	R: 0 E: 0 K: 0 S: 4	H: 0 LOB: 0 BB: 0 P: 7	R: 0 E: 0 K: 0 S: 6	H: 0 LOB: 0 BB: 0 P: 9	1B: 9 2B: 4 3B: 0 HR: 4	SF: 1 SAC: 0 DP: 0 HBP: 1	WP: 1 PB: 0 CS: 0	PA: 49		
<b>PITCHER</b>	IP WLS BF H R ER SO BB IBB HBP BLK WP HR S P ERA WHIP	4.1 L 22 8 8 8 5 0 0 0 0 1 3 62 91 16.61 1.846	0.2 11 6 6 6 0 2 0 1 0 0 0 20 38 81.00 12.000	2.0 10 3 2 2 2 1 0 0 0 0 1 21 33 9.00 2.000	1.0 3 0 0 0 0 0 0 0 0 0 0 4 7 0.00 0.000	1.0 3 0 0 0 0 0 0 0 0 0 0 6 9 0.00 0.000																		

Washington Nationals @ New York Mets  
Citi Field, Flushing, NY  
Mon Aug 10 2020, 7:11 PM - 10:09 PM EDT  
Clear - 84 F

AB 44  
R 16  
H 17  
RBI 16  
BB 3  
SO 7  
LOB 18



Washington Nationals @ New York Mets  
Citi Field, Flushing, NY  
Mon Aug 10 2020, 7:11 PM - 10:09 PM EDT  
Clear - 84 F

AB 34  
R 4  
H 8  
RBI 3  
BB 2  
SO 6  
LOB 14













Batter	1	2	3	4	5	6	7	8	9	AB	R	H	RBI	BB	SO	LOB	TOP					
7 Trea Turner, R OBP: 0.310, SLG: 0.429										3	1	0	0	2	0	1	Washington Nationals @ New York Mets Citi Field, Flushing, NY Thu Aug 13 2020, 1:12 PM - 4:36 PM EDT Cloudy - 79 F					
2 Adam Eaton, L OBP: 0.286, SLG: 0.328										5	0	2	0	0	1	2						
14 Starlin Castro, R OBP: 0.302, SLG: 0.450										4	0	0	0	1	0	4						
22 Juan Soto, L OBP: 0.469, SLG: 1.034										3	1	1	1	0	1	4						
47 Howie Kendrick, R OBP: 0.354, SLG: 0.400										4	0	0	1	0	1	5						
13 Asdrúbal Cabrera, S OBP: 0.333, SLG: 0.564										3	0	0	0	1	1	5						
8 Carter Kieboom, R OBP: 0.344, SLG: 0.222										4	0	0	0	0	2	2						
10 Yan Gomes, R OBP: 0.250, SLG: 0.143										4	0	1	0	0	0	0						
3 Michael Taylor, R OBP: 0.214, SLG: 0.481										4	0	1	0	0	0	1	livebaseballscorecards.com WASHINGTON NATIONALS					
<b>Inning Stats</b>	R: 1 H: 0 E: 1 K: 1 S: 13	H: 0 R: 2 LOB: 2 BB: 2 P: 23	R: 0 H: 0 E: 0 K: 0 S: 6	H: 0 R: 0 LOB: 0 BB: 0 P: 10	R: 0 H: 0 E: 0 K: 0 S: 5	H: 0 R: 0 LOB: 1 BB: 0 P: 9	R: 0 H: 1 E: 0 K: 1 S: 8	H: 1 R: 0 LOB: 1 BB: 0 P: 13	R: 0 H: 0 E: 0 K: 0 S: 12	H: 1 R: 0 LOB: 1 BB: 0 P: 19	R: 0 H: 0 E: 0 K: 0 S: 8	H: 0 R: 0 LOB: 0 BB: 0 P: 11	R: 0 H: 1 E: 0 K: 2 S: 16	H: 2 R: 0 LOB: 3 BB: 1 P: 24	R: 0 H: 2 E: 0 K: 1 S: 16	H: 2 R: 0 LOB: 3 BB: 1 P: 24		1B: 4 2B: 0 3B: 0 HR: 1	SF: 0 SAC: 0 DP: 0 HBP: 1	WP: 0 PB: 0 SB: 0 CS: 0	PA: 39	
<b>PITCHER</b>	IP WLS BF H R ER SO BB IBB HBP BLK WP HR S P ERA WHIP	IP WLS BF H R ER SO BB IBB HBP BLK WP HR S P ERA WHIP	IP WLS BF H R ER SO BB IBB HBP BLK WP HR S P ERA WHIP	IP WLS BF H R ER SO BB IBB HBP BLK WP HR S P ERA WHIP	IP WLS BF H R ER SO BB IBB HBP BLK WP HR S P ERA WHIP	IP WLS BF H R ER SO BB IBB HBP BLK WP HR S P ERA WHIP	IP WLS BF H R ER SO BB IBB HBP BLK WP HR S P ERA WHIP	IP WLS BF H R ER SO BB IBB HBP BLK WP HR S P ERA WHIP	IP WLS BF H R ER SO BB IBB HBP BLK WP HR S P ERA WHIP	IP WLS BF H R ER SO BB IBB HBP BLK WP HR S P ERA WHIP	IP WLS BF H R ER SO BB IBB HBP BLK WP HR S P ERA WHIP	IP WLS BF H R ER SO BB IBB HBP BLK WP HR S P ERA WHIP	IP WLS BF H R ER SO BB IBB HBP BLK WP HR S P ERA WHIP	IP WLS BF H R ER SO BB IBB HBP BLK WP HR S P ERA WHIP	IP WLS BF H R ER SO BB IBB HBP BLK WP HR S P ERA WHIP	IP WLS BF H R ER SO BB IBB HBP BLK WP HR S P ERA WHIP		IP WLS BF H R ER SO BB IBB HBP BLK WP HR S P ERA WHIP	IP WLS BF H R ER SO BB IBB HBP BLK WP HR S P ERA WHIP	IP WLS BF H R ER SO BB IBB HBP BLK WP HR S P ERA WHIP	IP WLS BF H R ER SO BB IBB HBP BLK WP HR S P ERA WHIP	IP WLS BF H R ER SO BB IBB HBP BLK WP HR S P ERA WHIP
77 David Peterson, L ERA: 2.91	5.0	W	20	1	1	0	3	2	0	1	0	0	0	0	0	0		0.00	0.600			
35 Jared Hughes, R ERA: 1.17	2.0		8	1	1	1	0	1	0	0	0	0	0	0	1	20		3.30	1.000			
39 Edwin Díaz, R ERA: 2.16	1.0		5	1	0	0	2	0	0	0	0	0	0	0	16	22		0.00	1.000			
29 Brad Brach, R ERA: 4.5	1.0		6	2	0	0	1	1	0	0	0	0	0	0	16	24		0.00	3.000			
<b>Batter</b>	<b>1</b>	<b>2</b>	<b>3</b>	<b>4</b>	<b>5</b>	<b>6</b>	<b>7</b>	<b>8</b>	<b>9</b>	<b>AB</b>	<b>R</b>	<b>H</b>	<b>RBI</b>	<b>BB</b>	<b>SO</b>	<b>LOB</b>		<b>BOTTOM</b>				
9 Brandon Nimmo, L OBP: 0.447, SLG: 0.444										3	0	1	0	2	0	1	Washington Nationals @ New York Mets Citi Field, Flushing, NY Thu Aug 13 2020, 1:12 PM - 4:36 PM EDT Cloudy - 79 F					
28 J.D. Davis, R OBP: 0.382, SLG: 0.438										4	0	0	0	0	2	4						
6 Jeff McNeil, L OBP: 0.358, SLG: 0.362										0	0	0	0	0	0	0						
21 Billy Hamilton, S OBP: 0.118, SLG: 0.063										4	1	1	0	1	1	3						
30 Michael Conforto, L OBP: 0.435, SLG: 0.514										4	1	2	0	1	1	3						
20 Pete Alonso, R OBP: 0.360, SLG: 0.400										5	1	2	1	0	1	5						
2 Dominic Smith, L OBP: 0.363, SLG: 0.667										5	2	2	1	0	1	4						
60 Andrés Giménez, L OBP: 0.327, SLG: 0.388										3	1	1	0	1	0	1		livebaseballscorecards.com Mets				
3 Tomás Nido, R OBP: 0.421, SLG: 0.765										4	2	2	6	0	1	1						
13 Luis Guillorme, L OBP: 0.421, SLG: 0.438										4	0	2	0	0	1	1						
<b>Inning Stats</b>	R: 0 H: 1 E: 0 K: 1 S: 17	H: 1 R: 3 LOB: 0 BB: 0 P: 25	R: 1 H: 1 E: 0 K: 0 S: 9	H: 1 R: 0 LOB: 3 BB: 0 P: 15	R: 0 H: 1 E: 0 K: 1 S: 10	H: 1 R: 2 LOB: 3 BB: 1 P: 22	R: 4 H: 3 E: 0 K: 2 S: 13	H: 3 R: 0 LOB: 1 BB: 1 P: 24	R: 4 H: 3 E: 0 K: 2 S: 15	H: 3 R: 0 LOB: 2 BB: 1 P: 23	R: 0 H: 0 E: 0 K: 2 S: 11	H: 0 R: 0 LOB: 2 BB: 2 P: 23	R: 0 H: 1 E: 0 K: 2 S: 12	H: 1 R: 0 LOB: 1 BB: 0 P: 17	R: 1 H: 3 E: 0 K: 0 S: 15	H: 3 R: 0 LOB: 2 BB: 0 P: 20	1B: 8 2B: 2 3B: 0 HR: 3		SF: 0 SAC: 0 DP: 1 HBP: 1	WP: 1 PB: 0 SB: 1 CS: 0	PA: 42	
<b>PITCHER</b>	IP WLS BF H R ER SO BB IBB HBP BLK WP HR S P ERA WHIP	IP WLS BF H R ER SO BB IBB HBP BLK WP HR S P ERA WHIP	IP WLS BF H R ER SO BB IBB HBP BLK WP HR S P ERA WHIP	IP WLS BF H R ER SO BB IBB HBP BLK WP HR S P ERA WHIP	IP WLS BF H R ER SO BB IBB HBP BLK WP HR S P ERA WHIP	IP WLS BF H R ER SO BB IBB HBP BLK WP HR S P ERA WHIP	IP WLS BF H R ER SO BB IBB HBP BLK WP HR S P ERA WHIP	IP WLS BF H R ER SO BB IBB HBP BLK WP HR S P ERA WHIP	IP WLS BF H R ER SO BB IBB HBP BLK WP HR S P ERA WHIP	IP WLS BF H R ER SO BB IBB HBP BLK WP HR S P ERA WHIP	IP WLS BF H R ER SO BB IBB HBP BLK WP HR S P ERA WHIP	IP WLS BF H R ER SO BB IBB HBP BLK WP HR S P ERA WHIP	IP WLS BF H R ER SO BB IBB HBP BLK WP HR S P ERA WHIP	IP WLS BF H R ER SO BB IBB HBP BLK WP HR S P ERA WHIP	IP WLS BF H R ER SO BB IBB HBP BLK WP HR S P ERA WHIP	IP WLS BF H R ER SO BB IBB HBP BLK WP HR S P ERA WHIP	IP WLS BF H R ER SO BB IBB HBP BLK WP HR S P ERA WHIP		IP WLS BF H R ER SO BB IBB HBP BLK WP HR S P ERA WHIP	IP WLS BF H R ER SO BB IBB HBP BLK WP HR S P ERA WHIP	IP WLS BF H R ER SO BB IBB HBP BLK WP HR S P ERA WHIP	IP WLS BF H R ER SO BB IBB HBP BLK WP HR S P ERA WHIP
50 Austin Voth, R ERA: 3.21	4.0	L	20	6	3	3	2	2	0	1	0	0	0	0	0	0	6.75		2.000			
96 Seth Romero, L ERA: 21.6	1.2		11	3	4	4	3	0	0	0	0	0	0	0	1	24	43		21.60	3.600		
51 Wander Suero, R ERA: 6.75	1.1		5	1	0	0	2	0	0	0	0	0	0	0	14	20	0.00		0.750			
48 Javy Guerra, R ERA: 2.08	1.0		6	3	1	1	0	0	0	0	0	0	0	0	15	20	9.00	3.000				







Batter	1	2	3	4	5	6	7	8	9	AB	R	H	RBI	BB	SO	LOB	TOP										
7 Trea Turner, R OBP: 0.350, SLG: 0.500										4	1	3	1	0	0	1	<p>Washington Nationals @ Baltimore Orioles</p> <p>Oriole Park at Camden Yards, Baltimore, MD</p> <p>Sat Aug 15 2020, 7:36 PM - 10:45 PM EDT</p> <p>Cloudy - 75 F</p> <p>livebaseballscorecards.com</p> <p>AB 31 R 3 H 6 RBI 3 BB 1 SO 6 LOB 5</p>										
2 Adam Eaton, L OBP: 0.292, SLG: 0.343										4	1	1	0	0	0	2											
22 Juan Soto, L OBP: 0.463, SLG: 0.973										3	1	1	2	1	0	0											
13 Asdrúbal Cabrera, S OBP: 0.319, SLG: 0.565										4	0	0	0	0	3	1											
9 Eric Thames, L OBP: 0.256, SLG: 0.231										4	0	0	0	0	1	0											
62 Luis García Jr., L OBP: 0.250, SLG: 0.375										3	0	0	0	0	1	0											
8 Carter Kieboom, R OBP: 0.235										3	0	0	0	0	0	0											
10 Yan Gomes, R OBP: 0.281, SLG: 0.310										3	0	1	0	0	0	0											
16 Victor Robles, R OBP: 0.339, SLG: 0.360										3	0	0	0	0	1	1											
<b>Inning Stats</b>	R: 0 H: 1 E: 0 K: 1 S: 8	H: 1 LOB: 1 BB: 1 P: 18	R: 0 H: 0 E: 0 K: 1 S: 10	H: 0 LOB: 0 BB: 0 P: 13	R: 0 H: 1 E: 0 K: 0 S: 7	H: 1 LOB: 0 BB: 0 P: 10	R: 2 H: 2 E: 0 K: 0 S: 13	H: 2 LOB: 0 BB: 0 P: 18	R: 0 H: 0 E: 0 K: 1 S: 12	H: 0 LOB: 0 BB: 0 P: 18	R: 1 H: 1 E: 0 K: 1 S: 11	H: 1 LOB: 1 BB: 0 P: 14	R: 0 H: 0 E: 0 K: 1 S: 10	H: 0 LOB: 0 BB: 0 P: 15	R: 0 H: 1 E: 0 K: 1 S: 12	H: 1 LOB: 1 BB: 0 P: 16	R: 0 H: 0 E: 0 K: 1 S: 10	H: 0 LOB: 0 BB: 0 P: 13	1B: 4 2B: 0 3B: 0 HR: 2	SF: 0 SAC: 0 DP: 2 HBP: 0	WP: 0 PB: 0 SB: 0 CS: 0	PA: 32					
<b>PITCHER</b>	IP	WLS	BF	H	R	ER	SO	BB	IBB	HBP	BLK	WP	HR	S	P	ERA	WHIP										
29 Asher Wojciechowski, R ERA: 4.34	5.0	W	19	5	3	3	2	1	0	0	0	0	2	51	78	5.40	1.200										
66 Tanner Scott, L ERA:	1.2	H	5	0	0	0	2	0	0	0	0	0	0	15	21	0.00	0.000										
42 Mychal Givens, R ERA:	1.0	H	4	1	0	0	1	0	0	0	0	0	0	13	17	0.00	1.000										
54 Cole Sulser, R ERA: 4.35	1.1	S	4	0	0	0	1	0	0	0	0	0	0	14	19	0.00	0.000										

Batter	1	2	3	4	5	6	7	8	9	AB	R	H	RBI	BB	SO	LOB	BOTTOM										
57 Hanser Alberto, R OBP: 0.370, SLG: 0.540										4	1	2	2	0	1	2	<p>Washington Nationals @ Baltimore Orioles</p> <p>Oriole Park at Camden Yards, Baltimore, MD</p> <p>Sat Aug 15 2020, 7:36 PM - 10:45 PM EDT</p> <p>Cloudy - 75 F</p> <p>livebaseballscorecards.com</p> <p>AB 36 R 7 H 13 RBI 7 BB 3 SO 5 LOB 19</p>										
25 Anthony Santander, S OBP: 0.302, SLG: 0.559										3	1	1	0	2	0	2											
11 Jose Iglesias, R OBP: 0.314, SLG: 0.564										5	1	3	1	0	0	2											
39 Renato Núñez, R OBP: 0.383, SLG: 0.597										5	0	1	0	0	0	5											
28 Pedro Severino, R OBP: 0.371, SLG: 0.571										4	0	1	2	0	2	2											
74 Pat Valaika, R OBP: 0.286, SLG: 0.368										4	0	1	0	0	0	3											
31 Cedric Mullins, L OBP: 0.200, SLG: 0.077										0	0	0	0	0	0	0											
14 Rio Ruiz, L OBP: 0.323, SLG: 0.593										3	1	1	1	1	1	1											
36 Bryan Holaday, R OBP: 0.429, SLG: 0.429										2	1	1	0	0	0	0											
35 Dwight Smith Jr., L OBP: 0.345, SLG: 0.447										2	0	0	0	0	0	1											
13 Andrew Velazquez, S OBP: 0.222, SLG: 0.308										4	2	2	1	0	1	1											
<b>Inning Stats</b>	R: 2 H: 2 E: 0 K: 1 S: 15	H: 2 LOB: 1 BB: 1 P: 28	R: 2 H: 2 E: 0 K: 0 S: 8	H: 2 LOB: 0 BB: 0 P: 13	R: 0 H: 1 E: 0 K: 0 S: 10	H: 1 LOB: 1 BB: 0 P: 15	R: 1 H: 2 E: 1 K: 0 S: 13	H: 2 LOB: 1 BB: 0 P: 16	R: 0 H: 1 E: 0 K: 1 S: 15	H: 1 LOB: 2 BB: 0 P: 22	R: 1 H: 1 E: 0 K: 0 S: 15	H: 1 LOB: 2 BB: 2 P: 29	R: 0 H: 1 E: 0 K: 2 S: 11	H: 1 LOB: 1 BB: 0 P: 18	R: 1 H: 3 E: 0 K: 1 S: 17	H: 3 LOB: 2 BB: 0 P: 22	R: 0 H: 0 E: 0 K: 1 S: 10	H: 0 LOB: 0 BB: 0 P: 13	1B: 8 2B: 3 3B: 1 HR: 1	SF: 1 SAC: 0 DP: 1 HBP: 0	WP: 1 PB: 0 SB: 1 CS: 0	PA: 40					
<b>PITCHER</b>	IP	WLS	BF	H	R	ER	SO	BB	IBB	HBP	BLK	WP	HR	S	P	ERA	WHIP										
46 Patrick Corbin, L ERA: 3.91	5.0	L	24	8	5	5	2	1	0	0	0	0	0	61	94	9.00	1.800										
48 Javy Guerra, R ERA:	0.2		3	0	1	1	0	1	0	0	0	0	0	10	18	13.50	1.500										
67 Kyle Finnegan, R ERA:	0.1		3	1	0	0	0	1	0	0	0	0	0	5	11	0.00	6.000										
71 Dakota Bacus, R ERA:	1.0		4	1	0	0	2	0	0	0	0	0	0	11	18	0.00	1.000										
51 Wander Suero, R ERA: 7.11	1.0		6	3	1	1	1	0	0	0	0	0	0	17	22	9.00	3.000										







Batter	1	2	3	4	5	6	7	8	9	AB	R	H	RBI	BB	SO	LOB	TOP						
7 Trea Turner, R OBP: 0.356, SLG: 0.488										4	1	1	0	0	1	2	<p>Washington Nationals @ Atlanta Braves</p> <p>Truist Park, Atlanta, GA</p> <p>Mon Aug 17 2020, 7:12 PM - 10:46 PM EDT</p> <p>Cloudy - 85 F</p>						
2 Adam Eaton, L OBP: 0.299, SLG: 0.329										3	0	0	0	2	1								
22 Juan Soto, L OBP: 0.490, SLG: 0.955										4	1	1	1	1	0	5							
13 Adrúbal Cabrera, S OBP: 0.342, SLG: 0.586										4	1	2	1	1	1	0							
28 Kurt Suzuki, R OBP: 0.311, SLG: 0.385										3	1	1	1	2	2	1							
62 Luis García Jr., L OBP: 0.231, SLG: 0.538										5	1	1	2	0	2	5							
8 Carter Kieboom, R OBP: 0.367, SLG: 0.250										3	0	1	0	1	2	1							
9 Eric Thames, L OBP: 0.250, SLG: 0.295										4	1	1	1	0	0	3							
16 Victor Robles, R OBP: 0.354, SLG: 0.351										4	0	1	0	0	3	2							
<b>Inning Stats</b>	R: 0 E: 0 K: 1 S: 9	H: 0 LOB: 0 BB: 1 P: 18	R: 3 E: 0 K: 3 S: 11	H: 2 LOB: 0 BB: 1 P: 18	R: 1 E: 0 K: 0 S: 13	H: 0 LOB: 3 BB: 3 P: 32	R: 0 E: 0 K: 1 S: 11	H: 1 LOB: 2 BB: 2 P: 20	R: 1 E: 0 K: 2 S: 15	H: 3 LOB: 2 BB: 0 P: 23	R: 0 E: 0 K: 0 S: 6	H: 0 LOB: 0 BB: 0 P: 12	R: 0 E: 0 K: 2 S: 11	H: 1 LOB: 1 BB: 0 P: 16	R: 0 E: 0 K: 1 S: 10	H: 1 LOB: 1 BB: 0 P: 17	R: 1 E: 0 K: 2 S: 11	H: 1 LOB: 0 BB: 0 P: 17	1B: 4 2B: 2 3B: 0 HR: 4	SF: 0 SAC: 0 DP: 1 HBP: 1	WP: 1 PB: 0 SB: 1 CS: 1	PA: 43	
<b>PITCHER</b>	IP WLS BF H R ER SO BB IBB HBP BLK WP HR S P ERA WHIP	IP WLS BF H R ER SO BB IBB HBP BLK WP HR S P ERA WHIP	IP WLS BF H R ER SO BB IBB HBP BLK WP HR S P ERA WHIP	IP WLS BF H R ER SO BB IBB HBP BLK WP HR S P ERA WHIP	IP WLS BF H R ER SO BB IBB HBP BLK WP HR S P ERA WHIP	IP WLS BF H R ER SO BB IBB HBP BLK WP HR S P ERA WHIP	IP WLS BF H R ER SO BB IBB HBP BLK WP HR S P ERA WHIP	IP WLS BF H R ER SO BB IBB HBP BLK WP HR S P ERA WHIP	IP WLS BF H R ER SO BB IBB HBP BLK WP HR S P ERA WHIP	IP WLS BF H R ER SO BB IBB HBP BLK WP HR S P ERA WHIP	IP WLS BF H R ER SO BB IBB HBP BLK WP HR S P ERA WHIP	IP WLS BF H R ER SO BB IBB HBP BLK WP HR S P ERA WHIP	IP WLS BF H R ER SO BB IBB HBP BLK WP HR S P ERA WHIP	IP WLS BF H R ER SO BB IBB HBP BLK WP HR S P ERA WHIP	IP WLS BF H R ER SO BB IBB HBP BLK WP HR S P ERA WHIP	IP WLS BF H R ER SO BB IBB HBP BLK WP HR S P ERA WHIP	IP WLS BF H R ER SO BB IBB HBP BLK WP HR S P ERA WHIP	IP WLS BF H R ER SO BB IBB HBP BLK WP HR S P ERA WHIP	IP WLS BF H R ER SO BB IBB HBP BLK WP HR S P ERA WHIP	IP WLS BF H R ER SO BB IBB HBP BLK WP HR S P ERA WHIP	IP WLS BF H R ER SO BB IBB HBP BLK WP HR S P ERA WHIP	IP WLS BF H R ER SO BB IBB HBP BLK WP HR S P ERA WHIP	IP WLS BF H R ER SO BB IBB HBP BLK WP HR S P ERA WHIP
62 Touki Toussaint, R ERA: 7.97	3.0	16	2	4	4	4	6	0	1	0	0	0	0	0	0	2	34	73	12.00	2.667			
75 Grant Dayton, L ERA: 3.0	1.2	10	4	1	1	2	1	0	0	0	0	0	0	0	1	22	34	5.40	3.000				
73 Huascar Ynoa, R ERA: 4.26	3.0	11	2	0	0	4	0	0	0	0	1	0	29	48	0.00	0.667							
51 Will Smith, L ERA: 4.91	1.1	W 5	1	1	1	2	0	0	0	0	0	1	12	18	6.75	0.750							
<b>Batter</b>	<b>1</b>	<b>2</b>	<b>3</b>	<b>4</b>	<b>5</b>	<b>6</b>	<b>7</b>	<b>8</b>	<b>9</b>	<b>AB</b>	<b>R</b>	<b>H</b>	<b>RBI</b>	<b>BB</b>	<b>SO</b>	<b>LOB</b>	<b>BOTTOM</b>						
7 Dansby Swanson, R OBP: 0.340, SLG: 0.457										6	2	3	2	0	0	1							
5 Freddie Freeman, L OBP: 0.388, SLG: 0.494										4	0	2	0	1	0	1							
16 Travis d'Aarud, R OBP: 0.364, SLG: 0.588										3	0	1	1	2	0	2							
20 Marcell Ozuna, R OBP: 0.370, SLG: 0.494										4	1	1	0	1	1	5							
22 Nick Markakis, L OBP: 0.421, SLG: 0.618										3	2	2	1	1	0	1							
23 Adam Duvall, R OBP: 0.290, SLG: 0.509										4	1	1	2	1	1	5							
17 Johan Camargo, S ERA: 8.5										5	0	1	0	0	1	8							
8 Charlie Culberson, R OBP: 0.167, SLG: 0.333										0	1	0	0	0	0	0							
27 Austin Riley, R OBP: 0.290, SLG: 0.317										3	0	1	1	0	1	0							
18 Matt Adams, L OBP: 0.229, SLG: 0.412										1	0	0	0	0	1	3							
24 Adeniy Hechavarria, R OBP: 0.268, SLG: 0.250										1	0	0	0	0	1	1							
11 Ender Inciarte, L OBP: 0.262, SLG: 0.220										5	0	1	0	0	1	2							
<b>Inning Stats</b>	R: 0 E: 0 K: 0 S: 5	H: 0 LOB: 0 BB: 0 P: 8	R: 2 E: 0 K: 0 S: 15	H: 2 LOB: 1 BB: 1 P: 24	R: 1 E: 0 K: 1 S: 23	H: 3 LOB: 3 BB: 1 P: 36	R: 0 E: 0 K: 0 S: 10	H: 1 LOB: 2 BB: 1 P: 13	R: 0 E: 0 K: 1 S: 12	H: 1 LOB: 1 BB: 0 P: 18	R: 0 E: 0 K: 1 S: 14	H: 1 LOB: 1 BB: 0 P: 18	R: 0 E: 0 K: 3 S: 16	H: 1 LOB: 3 BB: 2 P: 29	R: 0 E: 0 K: 1 S: 14	H: 1 LOB: 2 BB: 1 P: 25	R: 4 E: 0 K: 1 S: 16	H: 3 LOB: 1 BB: 0 P: 21	1B: 8 2B: 3 3B: 0 HR: 2	SF: 0 SAC: 0 DP: 0 HBP: 1	WP: 0 PB: 0 SB: 1 CS: 0	PA: 46	
<b>PITCHER</b>	IP WLS BF H R ER SO BB IBB HBP BLK WP HR S P ERA WHIP	IP WLS BF H R ER SO BB IBB HBP BLK WP HR S P ERA WHIP	IP WLS BF H R ER SO BB IBB HBP BLK WP HR S P ERA WHIP	IP WLS BF H R ER SO BB IBB HBP BLK WP HR S P ERA WHIP	IP WLS BF H R ER SO BB IBB HBP BLK WP HR S P ERA WHIP	IP WLS BF H R ER SO BB IBB HBP BLK WP HR S P ERA WHIP	IP WLS BF H R ER SO BB IBB HBP BLK WP HR S P ERA WHIP	IP WLS BF H R ER SO BB IBB HBP BLK WP HR S P ERA WHIP	IP WLS BF H R ER SO BB IBB HBP BLK WP HR S P ERA WHIP	IP WLS BF H R ER SO BB IBB HBP BLK WP HR S P ERA WHIP	IP WLS BF H R ER SO BB IBB HBP BLK WP HR S P ERA WHIP	IP WLS BF H R ER SO BB IBB HBP BLK WP HR S P ERA WHIP	IP WLS BF H R ER SO BB IBB HBP BLK WP HR S P ERA WHIP	IP WLS BF H R ER SO BB IBB HBP BLK WP HR S P ERA WHIP	IP WLS BF H R ER SO BB IBB HBP BLK WP HR S P ERA WHIP	IP WLS BF H R ER SO BB IBB HBP BLK WP HR S P ERA WHIP	IP WLS BF H R ER SO BB IBB HBP BLK WP HR S P ERA WHIP	IP WLS BF H R ER SO BB IBB HBP BLK WP HR S P ERA WHIP	IP WLS BF H R ER SO BB IBB HBP BLK WP HR S P ERA WHIP	IP WLS BF H R ER SO BB IBB HBP BLK WP HR S P ERA WHIP	IP WLS BF H R ER SO BB IBB HBP BLK WP HR S P ERA WHIP	IP WLS BF H R ER SO BB IBB HBP BLK WP HR S P ERA WHIP	IP WLS BF H R ER SO BB IBB HBP BLK WP HR S P ERA WHIP
19 Anibal Sánchez, R ERA: 8.5	5.0	25	7	3	3	1	2	1	0	0	0	0	0	0	0	14	18	0.00	1.000				
71 Dakota Bacus, R ERA: 0.87	1.0	H 4	1	0	0	1	0	0	0	0	0	0	0	0	0	1							



Batter	1	2	3	4	5	6	7	8	9	AB	R	H	RBI	BB	SO	LOB	TOP					
7 Trea Turner, R OBP: 0.354, SLG: 0.500	L8		L7						FC6-4	6	1	2	1	0	0	6	Washington Nationals @ Atlanta Braves Truist Park, Atlanta, GA Tue Aug 18 2020, 7:12 PM - 10:55 PM EDT Partly Cloudy - 86 F					
2 Adam Eaton, L OBP: 0.305, SLG: 0.347	K		13 1B			G1-3		G6-3		5	2	2	1	0	1	1						
22 Juan Soto, L OBP: 0.500, SLG: 0.938	G4-3							G6-3		4	1	2	1	1	0	0						
13 Asdrubal Cabrera, S OBP: 0.345, SLG: 0.573		G4-3							G3	5	1	2	1	0	0	1						
28 Kurt Suzuki, R OBP: 0.300, SLG: 0.364			G6-4-3						F9	5	1	1	0	0	1	5						
62 Luis Garcia Jr., L OBP: 0.389, SLG: 0.588										4	1	3	0	1	1	0						
10 Yan Gomes, R OBP: 0.297, SLG: 0.324										5	0	2	1	0	0	3						
9 Eric Thames, L OBP: 0.264, SLG: 0.306										5	0	2	3	0	0	3						
16 Victor Robles, R OBP: 0.371, SLG: 0.367										3	1	1	0	2	1	3						
<b>Inning Stats</b>	R: 0 E: 0 K: 1 S: 9	H: 0 LOB: 0 BB: 0 P: 13	R: 1 E: 0 K: 0 S: 10	H: 3 LOB: 2 BB: 1 P: 13	R: 1 E: 0 K: 0 S: 10	H: 2 LOB: 1 BB: 1 P: 14	R: 0 E: 0 K: 1 S: 7	H: 1 LOB: 1 BB: 0 P: 11	R: 4 E: 1 K: 1 S: 29	H: 6 LOB: 3 BB: 1 P: 43	R: 0 E: 0 K: 0 S: 6	H: 1 LOB: 1 BB: 0 P: 7	R: 0 E: 0 K: 1 S: 10	H: 0 LOB: 0 BB: 0 P: 14	R: 1 E: 0 K: 0 S: 8	H: 2 LOB: 0 BB: 0 P: 12	R: 1 E: 1 K: 0 S: 14	H: 2 LOB: 3 BB: 2 P: 25	1B: 13 2B: 3 3B: 1 HR: 0	SF: 0 SAC: 0 DP: 2 HBP: 0	WP: 0 PB: 0 CS: 0	PA: 46
<b>PITCHER</b>	IP	WLS	BF	H	R	ER	SO	BB	IBB	HBP	BLK	WP	HR	S	P	ERA	WHIP					
38 Josh Tomlin, R ERA: 2.35	4.0		18	6	2	2	2	0	1	0	0	0	0	0	36	51	4.50	1.500				
68 Tyler Matzek, L ERA: 4.79	0.1	L	7	6	4	4	1	0	0	0	0	0	0	18	25	108.00	18.000					
33 A.J. Minter, L ERA: 0.93	1.1		6	1	0	0	0	1	0	0	0	0	0	16	24	0.00	1.500					
56 Darren O'Day, R ERA: 1.17	1.1		4	0	0	0	1	0	0	0	0	0	0	11	15	0.00	0.000					
19 Shane Greene, R ERA: 0.79	1.0		4	2	1	1	0	0	0	0	0	0	0	8	12	9.00	2.000					

AB	42
R	8
H	17
RBI	8
BB	4
SO	4
LOB	22



Batter	1	2	3	4	5	6	7	8	9	AB	R	H	RBI	BB	SO	LOB	BOTTOM					
7 Dansby Swanson, R OBP: 0.343, SLG: 0.465	5 1B					FC3-1-4				5	2	2	0	0	1	4	Washington Nationals @ Atlanta Braves Truist Park, Atlanta, GA Tue Aug 18 2020, 7:12 PM - 10:55 PM EDT Partly Cloudy - 86 F					
5 Freddie Freeman, L OBP: 0.398, SLG: 0.529	16 2B					F9		F8		4	1	2	2	1	0	3						
16 Travis d'Aruad, R OBP: 0.350, SLG: 0.571										5	0	1	1	0	1	6						
20 Marcell Ozuna, R OBP: 0.371, SLG: 0.489	F9									5	0	2	0	0	0	4						
18 Matt Adams, L OBP: 0.200, SLG: 0.359	K									5	0	0	0	0	4	4						
23 Adam Duvall, R OBP: 0.313, SLG: 0.508	K									4	1	2	0	1	1	2						
17 Johan Camargo, S OBP: 0.244, SLG: 0.370										5	1	1	0	0	2	3						
27 Austin Riley, R OBP: 0.222, SLG: 0.318										3	0	1	2	1	0	3						
11 Ender Inciarte, L OBP: 0.304, SLG: 0.258										3	0	3	0	1	0	0						
<b>Inning Stats</b>	R: 1 E: 0 K: 2 S: 16	H: 3 LOB: 2 BB: 0 P: 24	R: 0 E: 0 K: 1 S: 12	H: 1 LOB: 2 BB: 2 P: 23	R: 2 E: 0 K: 0 S: 11	H: 3 LOB: 2 BB: 1 P: 19	R: 2 E: 0 K: 0 S: 13	H: 2 LOB: 0 BB: 0 P: 17	R: 0 E: 0 K: 2 S: 16	H: 1 LOB: 1 BB: 0 P: 23	R: 0 E: 0 K: 0 S: 6	H: 1 LOB: 1 BB: 0 P: 7	R: 0 E: 0 K: 1 S: 10	H: 2 LOB: 2 BB: 0 P: 17	R: 0 E: 0 K: 1 S: 15	H: 1 LOB: 2 BB: 1 P: 25	R: 0 E: 0 K: 2 S: 14	H: 0 LOB: 0 BB: 0 P: 16	1B: 10 2B: 3 3B: 0 HR: 1	SF: 0 SAC: 0 DP: 1 HBP: 0	WP: 0 PB: 0 CS: 0	PA: 43
<b>PITCHER</b>	IP	WLS	BF	H	R	ER	SO	BB	IBB	HBP	BLK	WP	HR	S	P	ERA	WHIP					
50 Austin Voth, R ERA: 5.0	4.0		22	9	5	5	3	3	0	0	0	0	0	16	23	11.25	3.000					
51 Wander Suero, R ERA: 5.14	1.0	W	4	1	0	0	2	0	0	0	0	0	0	7	10	0.00	1.000					
96 Seth Romero, L ERA: 15.43	0.2	H	3	1	0	0	0	0	0	0	0	0	0	5	6	0.00	1.500					
71 Dakota Bacus, R ERA: 15.43	0.1	H	1	0	0	0	0	0	0	0	0	0	0	1	1	0.00	0.000					
36 Will Harris, R ERA: 4.15	1.0	H	5	2	0	0	1	0	0	0	0	0	0	10	17	0.00	2.000					
<b>PITCHER</b>	IP	WLS	BF	H	R	ER	SO	BB	IBB	HBP	BLK	WP	HR	S	P	ERA	WHIP					
48 Javy Guerra, R ERA: 2.79	0.1	H	3	1	0	0	0	0	0	0	0	0	0	7	10	0.00	1.000					
67 Kyle Finnegan, R ERA: 7.0	0.2	H	2	0	0	0	1	0	0	0	0	0	0	7	10	0.00	0.000					
44 Daniel Hudson, R ERA: 7.0	1.0	S	3	0	0	0	2	0	0	0	0	0	0	14	16	0.00	0.000					















Batter	1	2	3	4	5	6	7	8	9	AB	R	H	RBI	BB	SO	LOB	TOP		
7 Trea Turner, R OBP: 0.364, SLG: 0.526	G6-3		P4		22 FC6 1B		G5-3			4	0	1	0	0	0	0	<b>Washington Nationals @ Miami Marlins</b> Nationals Park, Washington, DC Sat Aug 22 2020, 7:50 PM - 10:21 PM EDT Cloudy - 81 F		
2 Adam Eaton, L OBP: 0.289, SLG: 0.325	G1-3		G5-3		F7		22 BB 1B			4	0	1	0	0	0	1			
22 Juan Soto, L OBP: 0.463, SLG: 0.807				G1-6-3	FC6					3	0	1	0	1	0	1			
13 Asdrúbal Cabrera, S OBP: 0.326, SLG: 0.523	K				1-2 BB		G3			4	0	1	0	0	1	3			
9 Eric Thames, L OBP: 0.271, SLG: 0.309		K		K			G3			3	0	0	0	0	2	1			
5 Josh Harrison, R OBP: 0.308, SLG: 0.455		G5-3		F8						3	0	1	0	0	0	1			
62 Luis García Jr., L OBP: 0.320, SLG: 0.458										2	0	0	0	0	1	0			
8 Carter Kieboom, R OBP: 0.375, SLG: 0.227		G3					K			0	0	0	0	1	0	0			
10 Yan Gomes, R OBP: 0.318, SLG: 0.488					HR					3	2	2	1	0	0	2			
16 Victor Robles, R OBP: 0.342, SLG: 0.382			P3		HR					3	1	1	2	0	0	0			
<b>Inning Stats</b>	R: 0 E: 0 K: 1 S: 10	H: 1 LOB: 1 BB: 0 P: 12	R: 0 E: 0 K: 1 S: 5	H: 0 LOB: 0 BB: 0 P: 8	R: 1 E: 0 K: 0 S: 7	H: 1 LOB: 0 BB: 0 P: 10	R: 0 E: 0 K: 1 S: 12	H: 1 LOB: 1 BB: 0 P: 17	R: 2 E: 0 K: 1 S: 12	H: 3 LOB: 1 BB: 0 P: 19	R: 0 E: 0 K: 0 S: 8	H: 1 LOB: 2 BB: 1 P: 18	R: 0 E: 0 K: 0 S: 9	H: 1 LOB: 2 BB: 1 P: 19					
<b>PITCHER</b>	IP WLS BF H R ER SO BB IBB HBP BLK WP HR S P ERA WHIP																		
73 Sixto Sánchez, R ERA: 5.4	5.0 W 21 6 3 3 4 0 0 0 0 0 2 46 66 5.40 1.200																		
35 Richard Bleier, L ERA: 2.25	0.2 H 3 1 0 0 0 0 0 0 0 0 0 5 9 0.00 1.500																		
33 Brad Boxberger, R ERA: 2.25	0.1 H 2 0 0 0 0 1 0 0 0 0 0 3 9 0.00 3.000																		
27 Brandon Kintzler, R ERA: 3.48	1.0 S 5 1 0 0 0 1 0 0 0 0 0 9 19 0.00 2.000																		
<b>AB</b>	29																		
<b>R</b>	3																		
<b>H</b>	8																		
<b>RBI</b>	3																		
<b>BB</b>	2																		
<b>SO</b>	4																		
<b>LOB</b>	9																		
																			
<b>1B:</b>	5	<b>SF:</b>	0	<b>WP:</b>	0	<b>PA:</b>	31												
<b>2B:</b>	1	<b>SAC:</b>	0	<b>SB:</b>	0	<b>CS:</b>	0												
<b>3B:</b>	0	<b>DP:</b>	0																
<b>HR:</b>	2	<b>HBP:</b>	0																
Batter	1	2	3	4	5	6	7	8	9	AB	R	H	RBI	BB	SO	LOB	BOTTOM		
2 Jonathan Villar, S OBP: 0.319, SLG: 0.384	34 FC6-4 1B		7 CS 1B		E1 25 1B 34 WP 1B		F7			4	0	2	0	0	0	4	<b>Washington Nationals @ Miami Marlins</b> Nationals Park, Washington, DC Sat Aug 22 2020, 7:50 PM - 10:21 PM EDT Cloudy - 81 F		
34 Magueuris Sierra, L OBP: 0.366, SLG: 0.412	FC6-4 7 1B 1-2		L8		K 25 1B 1-2 2-3 3-H		G5-3			4	0	0	0	0	1	4			
7 Matt Joyce, L OBP: 0.404, SLG: 0.410										1	1	1	0	1	0	0			
25 Lewis Brinson, R OBP: 0.241, SLG: 0.160							K			2	0	1	1	0	1	0			
23 Corey Dickerson, L OBP: 0.297, SLG: 0.353	F8 1B				23 HR BB					4	1	1	2	0	0	5			
15 Brian Anderson, R OBP: 0.337, SLG: 0.423	K									3	1	1	0	0	2	2			
76 Jesús Sánchez, L										1	0	0	0	2	0	0			
29 Francisco Cervelli, R OBP: 0.356, SLG: 0.453										1	0	0	0	0	0	1			
38 Jorge Alfaro, R OBP: 0.222, SLG: 0.222										2	1	1	0	0	0	2			
11 Logan Forsythe, R OBP: 0.229, SLG: 0.258										2	0	0	0	1	0	2			
5 Jon Berti, R OBP: 0.328, SLG: 0.283										2	1	1	1	0	0	1			
<b>AB</b>	26																		
<b>R</b>	5																		
<b>H</b>	8																		
<b>RBI</b>	4																		
<b>BB</b>	4																		
<b>SO</b>	4																		
<b>LOB</b>	21																		
																			
<b>1B:</b>	7	<b>SF:</b>	1	<b>WP:</b>	1	<b>PA:</b>	31												
<b>2B:</b>	0	<b>SAC:</b>	0	<b>SB:</b>	0	<b>CS:</b>	1												
<b>3B:</b>	0	<b>DP:</b>	0																
<b>HR:</b>	1	<b>HBP:</b>	0																
Batter	1	2	3	4	5	6	7	8	9	AB	R	H	RBI	BB	SO	LOB			
<b>PITCHER</b>	IP WLS BF H R ER SO BB IBB HBP BLK WP HR S P ERA WHIP																		
57 Wil Crowe, R ERA: 4.91	3.2 L 18 4 2 2 2 0 0 0 0 0 1 34 64 4.91 2.182																		
96 Seth Romero, L ERA: 13.5	0.1 4 1 0 0 1 0 0 0 0 0 1 0 13 17 0.00 3.000																		
71 Dakota Bacus, R ERA: 1.8	0.2 5 1 1 1 0 2 0 0 0 0 0 0 10 24 13.50 4.500																		
51 Wander Suero, R ERA: 5.19	1.1 4 0 0 0 1 0 0 0 0 0 0 0 10 14 0.00 0.000																		



Batter	1	2	3	4	5	6	7	8	9	AB	R	H	RBI	BB	SO	LOB	TOP													
2 Jonathan Villar, S OBP: 0.316, SLG: 0.378										4	0	1	0	0	2	2														
7 Matt Joyce, L OBP: 0.392, SLG: 0.395										4	0	1	0	0	2	1														
24 Jesús Aguilar, R OBP: 0.303, SLG: 0.469										3	0	0	0	0	0	2														
11 Logan Forsythe, R OBP: 0.222, SLG: 0.250										1	0	0	0	0	1	0														
23 Corey Dickerson, L OBP: 0.316, SLG: 0.414										2	1	2	1	0	0	0														
34 Magueus Sierra, L OBP: 0.372, SLG: 0.417										2	0	0	0	0	1	1														
15 Brian Anderson, R OBP: 0.329, SLG: 0.411										2	1	1	1	0	1	0														
5 Jon Berti, R OBP: 0.333, SLG: 0.291										2	1	1	1	0	1	0														
76 Jesús Sánchez, L OBP: 0.286, SLG: 0.182										4	0	1	1	0	0	0														
19 Miguel Rojas, R OBP: 0.478, SLG: 0.857										4	0	0	0	0	0	1														
25 Lewis Brinson, R OBP: 0.219, SLG: 0.143										3	0	0	0	0	1	0														
87 Brian Navarreto, R OBP: 0.667, SLG: 0.667										3	0	2	0	0	0	0														
<b>Inning Stats</b>	R: 0 E: 0 K: 0 S: 6	H: 1 LOB: 0 BB: 0 P: 9	R: 1 E: 0 K: 1 S: 13	H: 1 LOB: 0 BB: 0 P: 18	R: 0 E: 0 K: 1 S: 8	H: 0 LOB: 0 BB: 0 P: 14	R: 0 E: 0 K: 1 S: 10	H: 1 LOB: 1 BB: 0 P: 15	R: 0 E: 0 K: 0 S: 6	H: 0 LOB: 0 BB: 0 P: 7	R: 0 E: 0 K: 1 S: 12	H: 2 LOB: 1 BB: 0 P: 17	R: 0 E: 0 K: 1 S: 7	H: 0 LOB: 0 BB: 0 P: 12	R: 0 E: 0 K: 1 S: 11	H: 1 LOB: 1 BB: 0 P: 16	R: 2 E: 0 K: 2 S: 17	H: 3 LOB: 1 BB: 0 P: 21	1B: 7 2B: 1 3B: 0 HR: 1	SF: 0 SAC: 0 DP: 2 HBP: 0	WP: 0 PB: 0 SB: 0 CS: 0	PA: 34								
<b>PITCHER</b>	IP: 7.0 WLS: W BF: 24	H: 5 R: 1 ER: 1 SO: 5	BB: 0 IBB: 0 HBP: 0 BLK: 0	WP: 0 HR: 1 S: 62 P: 92	ERA: 1.29 WHIP: 0.714											IP: 2.0 WLS: W BF: 10	H: 4 R: 2 ER: 2 SO: 3	BB: 0 IBB: 0 HBP: 0 BLK: 0	WP: 0 HR: 0 S: 28 P: 37	ERA: 9.00 WHIP: 2.000										

Miami Marlins @ Washington Nationals  
Nationals Park, Washington, DC  
Sun Aug 23 2020, 12:38 PM - 3:50 PM EDT  
Partly Cloudy - 87 F


AB 34  
R 3  
H 9  
RBI 3  
BB 0  
SO 8  
LOB 7



Batter	1	2	3	4	5	6	7	8	9	AB	R	H	RBI	BB	SO	LOB	BOTTOM													
7 Trea Turner, R OBP: 0.387, SLG: 0.561										3	2	3	3	0	0	0														
1 Wilmer Difo, S OBP: 0.167, SLG: 0.091										1	0	0	0	0	0	0														
2 Adam Eaton, L OBP: 0.295, SLG: 0.333										4	0	1	2	1	0	1														
22 Juan Soto, L OBP: 0.465, SLG: 0.783										3	0	1	0	1	1	3														
3 Michael Taylor, R OBP: 0.189, SLG: 0.389										1	0	0	0	0	0	0														
47 Howie Kendrick, R OBP: 0.328, SLG: 0.382										4	0	1	1	0	0	5														
5 Josh Harrison, R OBP: 0.296, SLG: 0.435										1	0	0	0	0	0	0														
9 Eric Thames, L OBP: 0.297, SLG: 0.310										3	1	1	0	2	1	1														
28 Kurt Suzuki, R OBP: 0.288, SLG: 0.353										4	1	1	0	0	1	3														
62 Luis García Jr., L OBP: 0.379, SLG: 0.500										4	3	3	0	0	0	1														
8 Carter Kieboom, R OBP: 0.383, SLG: 0.217										2	1	0	1	2	1	2														
16 Victor Robles, R OBP: 0.325, SLG: 0.361										4	1	0	0	0	1	4														
<b>Inning Stats</b>	R: 1 E: 0 K: 1 S: 15	H: 2 LOB: 1 BB: 0 P: 19	R: 1 E: 0 K: 1 S: 13	H: 2 LOB: 3 BB: 1 P: 21	R: 0 E: 0 K: 0 S: 12	H: 1 LOB: 2 BB: 1 P: 19	R: 2 E: 0 K: 2 S: 17	H: 2 LOB: 2 BB: 1 P: 31	R: 5 E: 1 K: 1 S: 20	H: 3 LOB: 1 BB: 3 P: 39	R: 0 E: 0 K: 0 S: 11	H: 1 LOB: 0 BB: 0 P: 15	R: 0 E: 0 K: 0 S: 12	H: 0 LOB: 0 BB: 0 P: 17	R: 0 E: 0 K: 0 S: 8	H: 0 LOB: 0 BB: 0 P: 10	1B: 8 2B: 2 3B: 1 HR: 0	SF: 0 SAC: 0 DP: 1 HBP: 1	WP: 0 PB: 0 SB: 1 CS: 1	PA: 41										
<b>PITCHER</b>	IP: 3.2 WLS: L BF: 20	H: 7 R: 4 ER: 2 SO: 4	BB: 2 IBB: 0 HBP: 0 BLK: 0	WP: 0 HR: 0 S: 54 P: 82	ERA: 4.91 WHIP: 2.455											IP: 0.1 WLS: L BF: 8	H: 3 R: 5 ER: 4 SO: 0	BB: 3 IBB: 0 HBP: 0 BLK: 0	WP: 0 HR: 0 S: 17 P: 34	ERA: 108.00 WHIP: 18.000										

Miami Marlins @ Washington Nationals  
Nationals Park, Washington, DC  
Sun Aug 23 2020, 12:38 PM - 3:50 PM EDT  
Partly Cloudy - 87 F

AB 34  
R 9  
H 11  
RBI 7  
BB 6  
SO 5  
LOB 20













Batter	1	2	3	4	5	6	7	8	9	AB	R	H	RBI	BB	SO	LOB	TOP			
22 Andrew McCutchen, R OBP: 0.297, SLG: 0.344										5	0	2	0	0	0	2	Philadelphia Phillies @ Washington Nationals Nationals Park, Washington, DC Wed Aug 26, 2020, 6:07 PM - 9:24 PM EDT Partly Cloudy - 85 F			
17 Rhys Hoskins, R OBP: 0.423, SLG: 0.398										3	1	1	1	1	0	3				
3 Bryce Harper, L OBP: 0.457, SLG: 0.634										4	0	1	1	1	1	2				
10 J.T. Realmuto, R OBP: 0.333, SLG: 0.600										5	0	1	0	0	2	7				
2 Juan Segura, R OBP: 0.330, SLG: 0.377										4	0	1	0	0	1	3				
8 Phil Gosselin, R OBP: 0.355, SLG: 0.622										4	0	2	0	0	1	2				
18 Didi Gregorius, L OBP: 0.353, SLG: 0.495										4	1	2	0	0	2					
28 Alec Bohm, R OBP: 0.417, SLG: 0.463										4	0	1	1	0	0	1				
4 Scott Kingery, R OBP: 0.183, SLG: 0.136										1	0	0	0	1	0	1				
24 Roman Quinn, S OBP: 0.286, SLG: 0.383									2	1	0	0	0	0	0	1				
<b>Inning Stats</b>	R: 0 E: 0 K: 2 S: 16	H: 1 LOB: 2 BB: 1 P: 25	R: 0 E: 0 K: 0 S: 10	H: 1 LOB: 1 BB: 0 P: 14	R: 1 E: 0 K: 0 S: 8	H: 1 LOB: 0 BB: 0 P: 9	R: 0 E: 0 K: 0 S: 10	H: 2 LOB: 0 BB: 0 P: 16	R: 0 E: 0 K: 1 S: 11	H: 1 LOB: 1 BB: 0 P: 16	R: 2 E: 1 K: 1 S: 13	H: 3 LOB: 2 BB: 0 P: 17	R: 0 E: 0 K: 1 S: 6	H: 1 LOB: 0 BB: 0 P: 8	R: 0 E: 0 K: 0 S: 8	H: 1 LOB: 3 BB: 1 P: 16	1B: 9 2B: 1 3B: 1 HR: 1	SF: 0 SAC: 0 DP: 2 HBP: 1	WP: 0 PB: 0 SB: 0 CS: 1	PA: 41
<b>PITCHER</b>	IP WLS BF H R ER SO BB IBB HBP BLK WP HR S P ERA WHIP	IP WLS BF H R ER SO BB IBB HBP BLK WP HR S P ERA WHIP	IP WLS BF H R ER SO BB IBB HBP BLK WP HR S P ERA WHIP	IP WLS BF H R ER SO BB IBB HBP BLK WP HR S P ERA WHIP	IP WLS BF H R ER SO BB IBB HBP BLK WP HR S P ERA WHIP	IP WLS BF H R ER SO BB IBB HBP BLK WP HR S P ERA WHIP	IP WLS BF H R ER SO BB IBB HBP BLK WP HR S P ERA WHIP	IP WLS BF H R ER SO BB IBB HBP BLK WP HR S P ERA WHIP	IP WLS BF H R ER SO BB IBB HBP BLK WP HR S P ERA WHIP	IP WLS BF H R ER SO BB IBB HBP BLK WP HR S P ERA WHIP	IP WLS BF H R ER SO BB IBB HBP BLK WP HR S P ERA WHIP	IP WLS BF H R ER SO BB IBB HBP BLK WP HR S P ERA WHIP	IP WLS BF H R ER SO BB IBB HBP BLK WP HR S P ERA WHIP	IP WLS BF H R ER SO BB IBB HBP BLK WP HR S P ERA WHIP	IP WLS BF H R ER SO BB IBB HBP BLK WP HR S P ERA WHIP	IP WLS BF H R ER SO BB IBB HBP BLK WP HR S P ERA WHIP	IP WLS BF H R ER SO BB IBB HBP BLK WP HR S P ERA WHIP			

AB 36  
R 3  
H 11  
RBI 3  
BB 3  
SO 5  
LOB 24



Batter	1	2	3	4	5	6	7	8	9	AB	R	H	RBI	BB	SO	LOB	BOTTOM			
7 Trea Turner, R OBP: 0.379, SLG: 0.564										4	0	1	0	0	2	0				
2 Adam Eaton, L OBP: 0.296, SLG: 0.390									4	0	0	0	0	1	1					
13 Asdrubal Cabrera, S OBP: 0.333, SLG: 0.490									3	1	0	0	1	1	1					
22 Juan Soto, L OBP: 0.476, SLG: 0.803									3	1	1	1	1	0	0					
47 Howie Kendrick, R OBP: 0.343, SLG: 0.397									4	0	2	1	0	1	0					
3 Michael Taylor, R OBP: 0.169, SLG: 0.389									4	0	2	0	0	1	3					
10 Yan Gomes, R OBP: 0.321, SLG: 0.480									4	0	1	0	0	0	4					
62 Luis Garcia Jr., L OBP: 0.333, SLG: 0.439									4	0	0	0	0	2	6					
9 Eric Thames, L OBP: 0.286, SLG: 0.290									4	0	0	0	0	2	6					
16 Victor Robles, R OBP: 0.309, SLG: 0.333									4	0	0	0	0	3	3					
<b>Inning Stats</b>	R: 0 E: 0 K: 1 S: 9	H: 0 LOB: 0 BB: 0 P: 13	R: 1 E: 0 K: 0 S: 12	H: 2 LOB: 1 BB: 0 P: 14	R: 0 E: 0 K: 1 S: 7	H: 0 LOB: 0 BB: 0 P: 13	R: 1 E: 0 K: 1 S: 16	H: 1 LOB: 2 BB: 2 P: 27	R: 0 E: 0 K: 1 S: 11	H: 1 LOB: 1 BB: 0 P: 17	R: 0 E: 0 K: 2 S: 10	H: 0 LOB: 0 BB: 0 P: 14	R: 0 E: 0 K: 1 S: 8	H: 0 LOB: 0 BB: 0 P: 12	R: 0 E: 0 K: 2 S: 13	H: 2 LOB: 3 BB: 0 P: 23	1B: 5 2B: 1 3B: 0 HR: 1	SF: 0 SAC: 0 DP: 0 HBP: 0	WP: 0 PB: 0 SB: 2 CS: 0	PA: 36
<b>PITCHER</b>	IP WLS BF H R ER SO BB IBB HBP BLK WP HR S P ERA WHIP	IP WLS BF H R ER SO BB IBB HBP BLK WP HR S P ERA WHIP	IP WLS BF H R ER SO BB IBB HBP BLK WP HR S P ERA WHIP	IP WLS BF H R ER SO BB IBB HBP BLK WP HR S P ERA WHIP	IP WLS BF H R ER SO BB IBB HBP BLK WP HR S P ERA WHIP	IP WLS BF H R ER SO BB IBB HBP BLK WP HR S P ERA WHIP	IP WLS BF H R ER SO BB IBB HBP BLK WP HR S P ERA WHIP	IP WLS BF H R ER SO BB IBB HBP BLK WP HR S P ERA WHIP	IP WLS BF H R ER SO BB IBB HBP BLK WP HR S P ERA WHIP	IP WLS BF H R ER SO BB IBB HBP BLK WP HR S P ERA WHIP	IP WLS BF H R ER SO BB IBB HBP BLK WP HR S P ERA WHIP	IP WLS BF H R ER SO BB IBB HBP BLK WP HR S P ERA WHIP	IP WLS BF H R ER SO BB IBB HBP BLK WP HR S P ERA WHIP	IP WLS BF H R ER SO BB IBB HBP BLK WP HR S P ERA WHIP	IP WLS BF H R ER SO BB IBB HBP BLK WP HR S P ERA WHIP	IP WLS BF H R ER SO BB IBB HBP BLK WP HR S P ERA WHIP	IP WLS BF H R ER SO BB IBB HBP BLK WP HR S P ERA WHIP			

AB 34  
R 2  
H 7  
RBI 2  
SO 11  
LOB 18





















Batter	1	2	3	4	5	6	7	8	9	AB	R	H	RBI	BB	SO	LOB	TOP										
7 Trea Turner, R OBP: 0.426, SLG: 0.632										3	0	0	0	1	1	1	<p>Washington Nationals @ Philadelphia Phillies Citizens Bank Park, Philadelphia, PA Tue Sep 01 2020, 7:08 PM - 10:21 PM EDT Partly Cloudy - 76 F</p>										
22 Juan Soto, L OBP: 0.444, SLG: 0.774										3	0	0	0	1	1	2											
47 Howie Kendrick, R OBP: 0.341, SLG: 0.413										4	0	1	0	0	1	1											
1 Wilmer Difo, S OBP: 0.167, SLG: 0.091										4	0	1	0	0	1	0											
13 Adrúbal Cabrera, S OBP: 0.311, SLG: 0.422										4	0	1	0	0	1	0											
9 Eric Thames, L OBP: 0.298, SLG: 0.325										4	0	0	0	0	2	2											
2 Adam Eaton, L OBP: 0.282, SLG: 0.385										4	0	0	0	0	1	3											
10 Yan Gomes, R OBP: 0.338, SLG: 0.483										3	0	1	0	0	0	0											
62 Luis García Jr., L OBP: 0.286, SLG: 0.370										3	0	1	0	0	2	1											
3 Michael Taylor, R OBP: 0.234, SLG: 0.432										2	0	0	0	1	1	2											
<b>Inning Stats</b>	R: 0 H: 0 E: 0 K: 2 S: 9	H: 0 LOB: 0 BB: 0 P: 11	R: 0 H: 0 E: 0 K: 1 S: 8	H: 0 LOB: 0 BB: 0 P: 10	R: 0 H: 1 E: 0 K: 1 S: 10	H: 1 LOB: 2 BB: 1 P: 16	R: 0 H: 0 E: 0 K: 1 S: 7	H: 0 LOB: 0 BB: 0 P: 10	R: 0 H: 1 E: 0 K: 1 S: 9	H: 3 LOB: 2 BB: 1 P: 14	R: 0 H: 0 E: 0 K: 0 S: 10	H: 0 LOB: 0 BB: 0 P: 17	R: 0 H: 0 E: 0 K: 2 S: 11	H: 0 LOB: 1 BB: 1 P: 15	R: 0 H: 0 E: 0 K: 1 S: 12	H: 0 LOB: 1 BB: 1 P: 20	R: 0 H: 2 E: 0 K: 1 S: 15	H: 2 LOB: 3 BB: 0 P: 20	1B: 3 2B: 1 3B: 0 HR: 0	SF: 0 SAC: 0 DP: 1 HBP: 0	WP: 0 PB: 0 SB: 1 CS: 0	PA: 33					
<b>PITCHER</b>	IP	WLS	BF	H	R	ER	SO	BB	IBB	HBP	BLK	WP	HR	S	P	ERA	WHIP										
27 Aaron Nola, R ERA: 2.45	8.0	W	28	2	0	0	9	3	0	0	0	0	0	76	113	0.00	0.625										
50 Héctor Neris, R ERA: 6.75	1.0		5	2	0	0	1	0	0	0	0	0	0	15	20	0.00	2.000										

Batter	1	2	3	4	5	6	7	8	9	AB	R	H	RBI	BB	SO	LOB	BOTTOM										
22 Andrew McCutchen, R OBP: 0.306, SLG: 0.426											4	1	1	3	1	0	<p>Washington Nationals @ Philadelphia Phillies Citizens Bank Park, Philadelphia, PA Tue Sep 01 2020, 7:08 PM - 10:21 PM EDT Partly Cloudy - 76 F</p>										
17 Rhys Hoskins, R OBP: 0.373, SLG: 0.529											4	1	2	0	1	0											
3 Bryce Harper, L OBP: 0.567											2	0	1	0	3	1											
10 J.T. Realmuto, R OBP: 0.344, SLG: 0.545											3	0	1	1	2	1											
2 Jean Segura, R OBP: 0.336, SLG: 0.402											3	0	0	0	2	0											
18 Didi Gregorius, L OBP: 0.342, SLG: 0.466											5	1	1	0	0	1											
8 Phil Gosselin, R OBP: 0.373, SLG: 0.537											2	0	0	0	0	0											
9 Jay Bruce, L OBP: 0.279, SLG: 0.621											2	1	0	0	0	1											
40 Adam Haseley, L OBP: 0.320, SLG: 0.375											4	2	2	2	0	0											
28 Alec Bohm, R OBP: 0.365, SLG: 0.491											4	0	0	0	0	1											
24 Roman Quinn, S OBP: 0.295, SLG: 0.405											4	0	0	0	0	1											
<b>Inning Stats</b>	R: 0 H: 1 E: 0 K: 0 S: 10	H: 0 LOB: 2 BB: 1 P: 19	R: 0 H: 0 E: 0 K: 0 S: 8	H: 0 LOB: 0 BB: 0 P: 12	R: 0 H: 1 E: 0 K: 2 S: 13	H: 1 LOB: 2 BB: 1 P: 24	R: 0 H: 0 E: 0 K: 0 S: 10	H: 0 LOB: 0 BB: 0 P: 15	R: 2 H: 3 E: 0 K: 0 S: 14	H: 3 LOB: 2 BB: 1 P: 22	R: 4 H: 3 E: 1 K: 0 S: 15	H: 3 LOB: 3 BB: 3 P: 38	R: 0 H: 0 E: 0 K: 2 S: 8	H: 0 LOB: 0 BB: 0 P: 9	R: 0 H: 0 E: 0 K: 1 S: 11	H: 0 LOB: 3 BB: 3 P: 28	R: 0 H: 0 E: 0 K: 1 S: 11	H: 0 LOB: 3 BB: 0 P: 28	1B: 4 2B: 2 3B: 0 HR: 2	SF: 0 SAC: 0 DP: 0 HBP: 0	WP: 0 PB: 0 SB: 1 CS: 0	PA: 42					
<b>PITCHER</b>	IP	WLS	BF	H	R	ER	SO	BB	IBB	HBP	BLK	WP	HR	S	P	ERA	WHIP										
46 Patrick Corbin, L ERA: 3.79	5.0	L	23	5	2	2	2	3	0	0	0	0	1	55	92	3.60	1.600										
67 Kyle Finnegan, R ERA: 3.39	0.1		7	3	4	3	0	2	0	0	0	0	1	12	28	81.00	15.000										
71 Dakota Bacus, R ERA: 5.0	0.2		3	0	0	0	0	1	0	0	0	0	0	3	10	0.00	1.500										
48 Javy Guerra, R ERA: 4.02	1.2		8	0	0	0	2	3	0	0	0	0	0	14	29	0.00	1.800										
33 Ryne Harper, R ERA: 7.07	0.1		1	0	0	0	1	0	0	0	0	0	0	5	8	0.00	0.000										

AB	30
R	0
H	4
RBI	0
BB	3
SO	10
LOB	12

























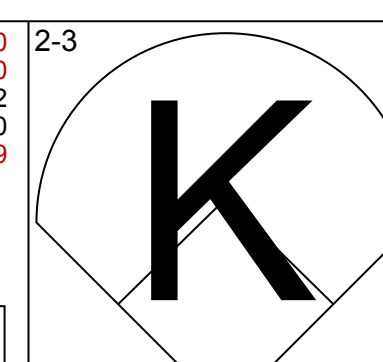
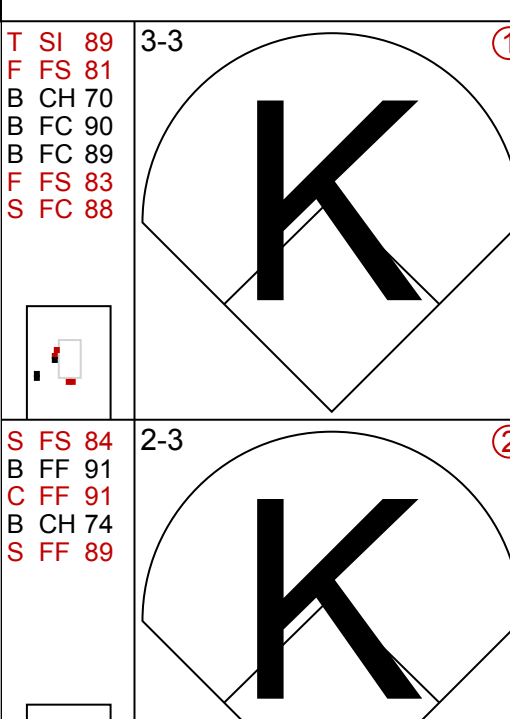
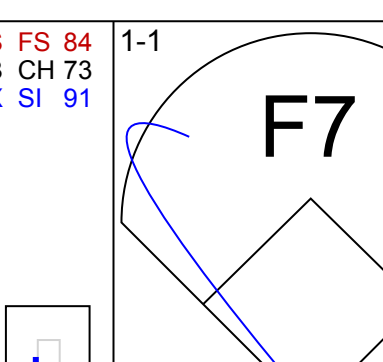
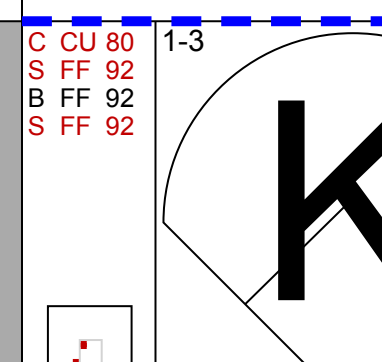
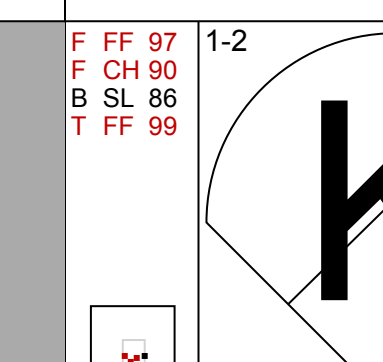
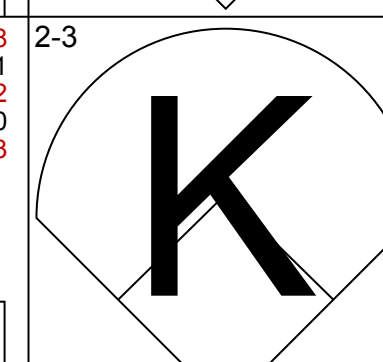
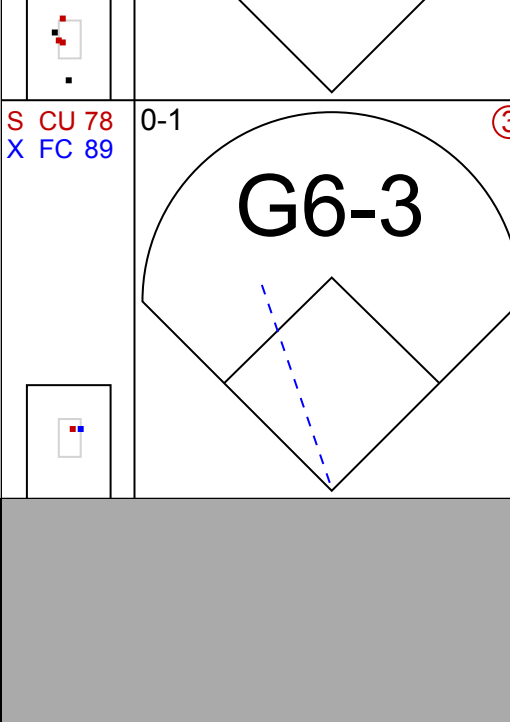
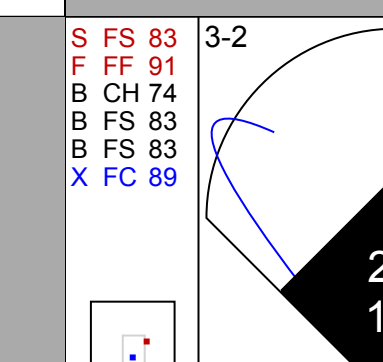
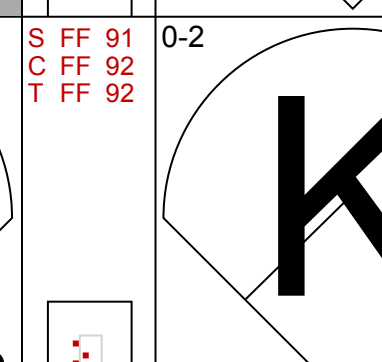
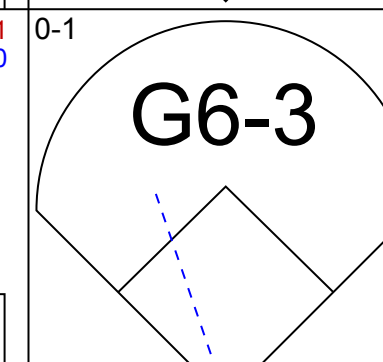

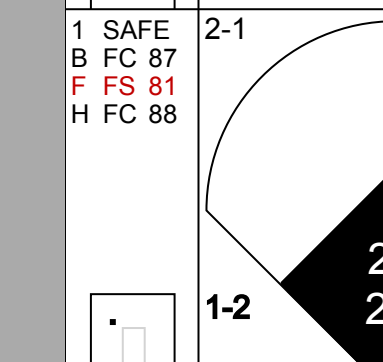
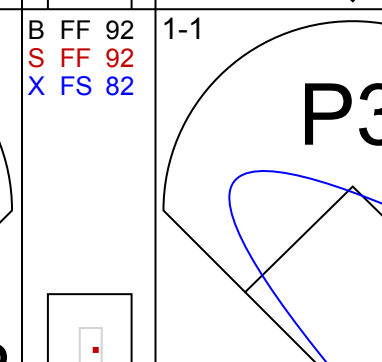
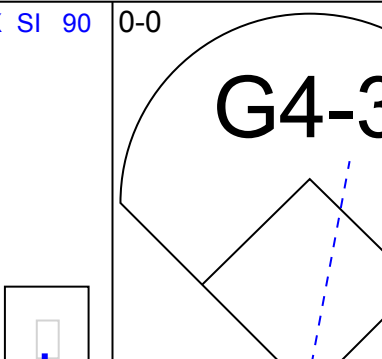
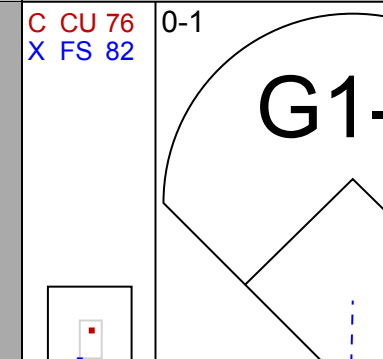
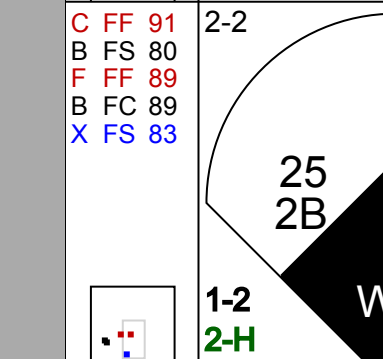
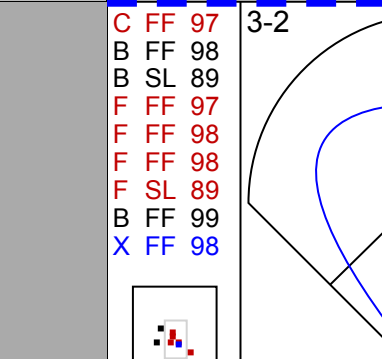
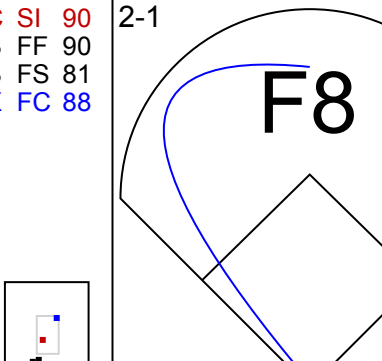
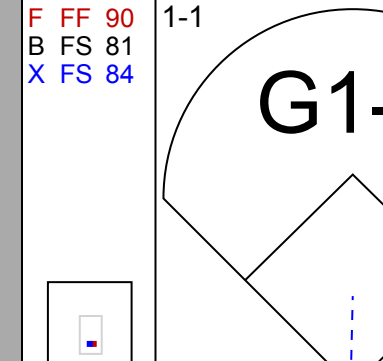
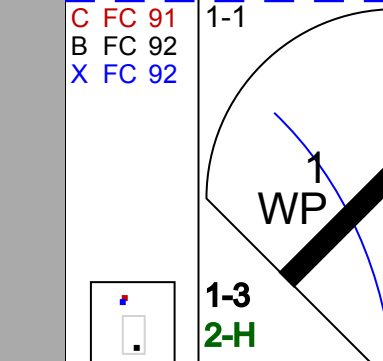
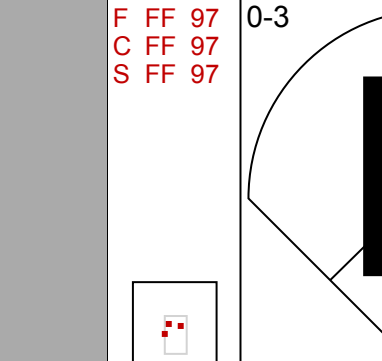
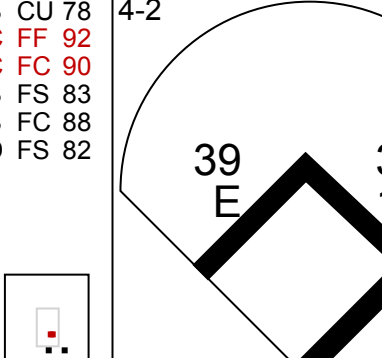
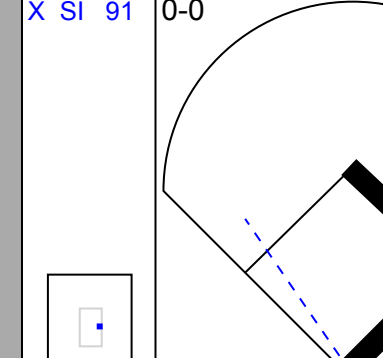
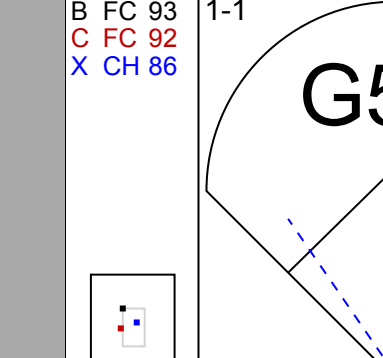
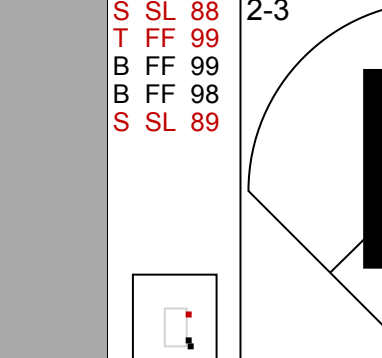
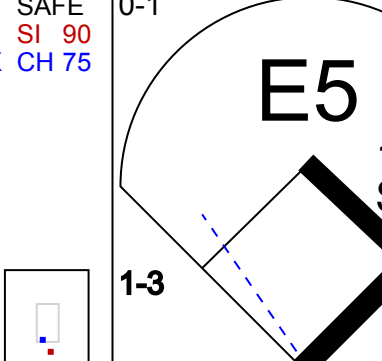
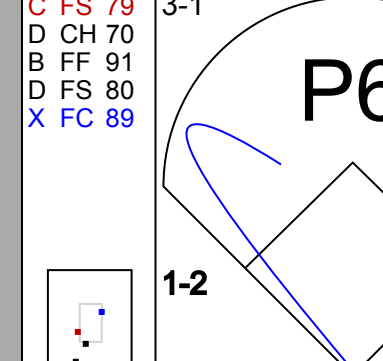
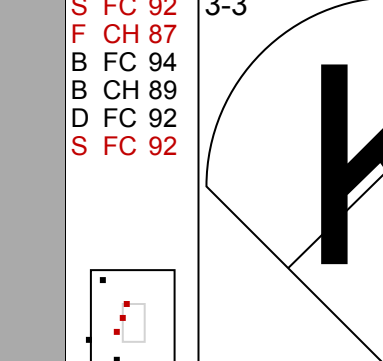

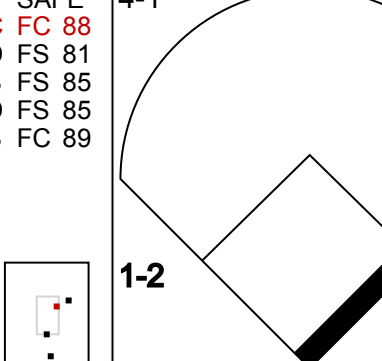

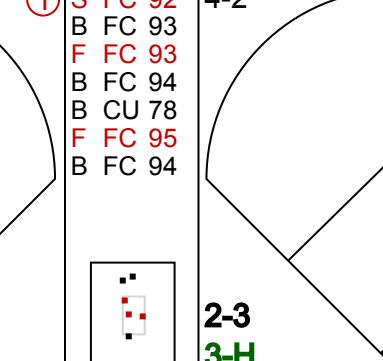

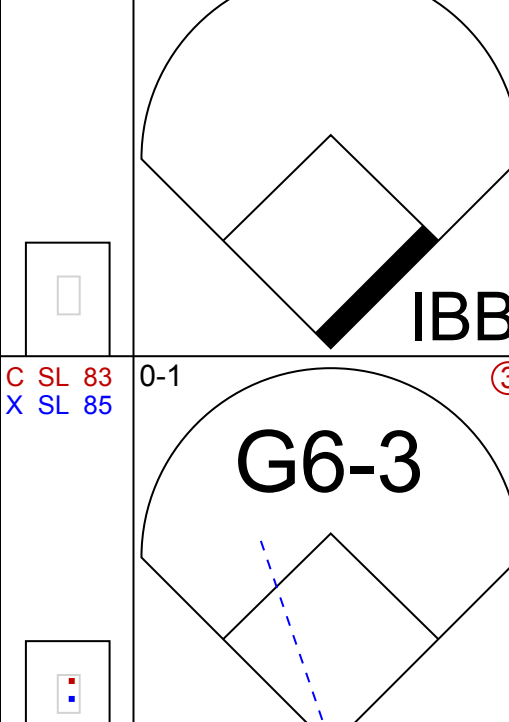

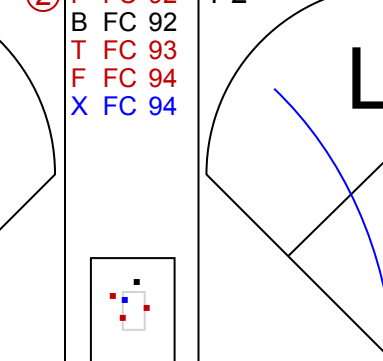



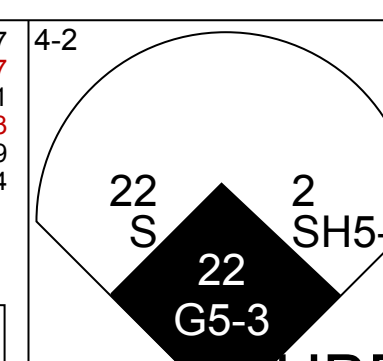
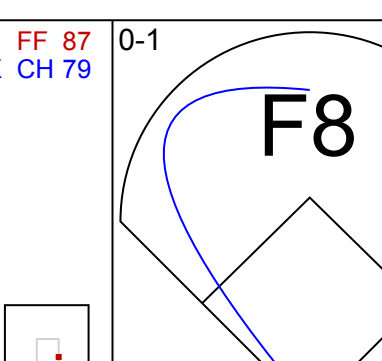
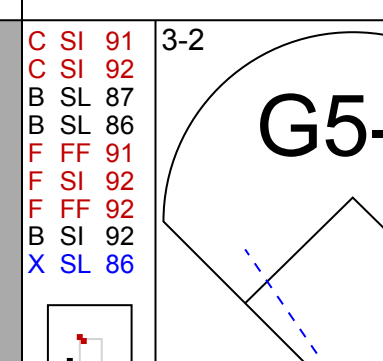
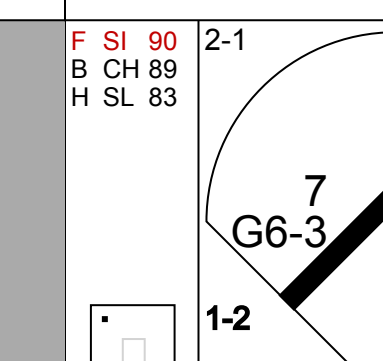
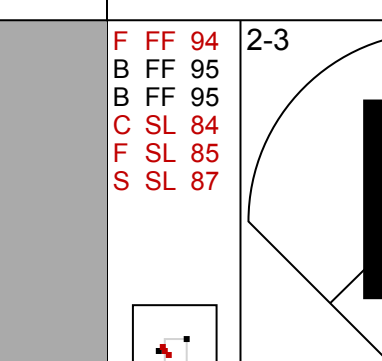
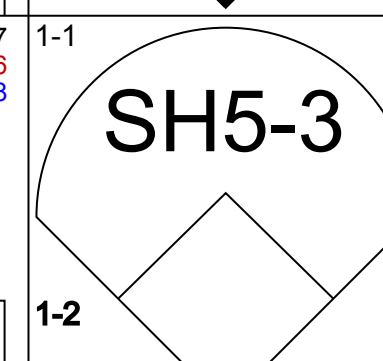
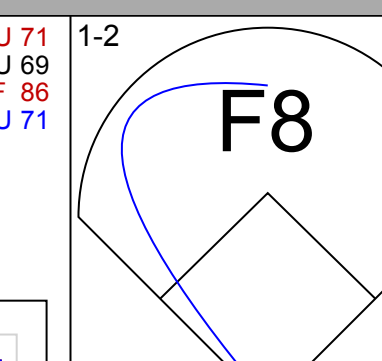
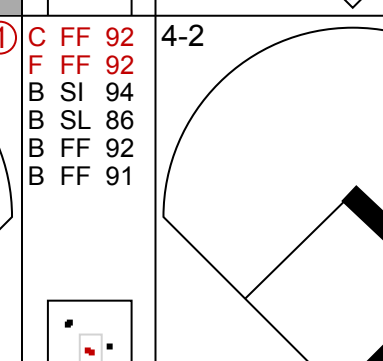
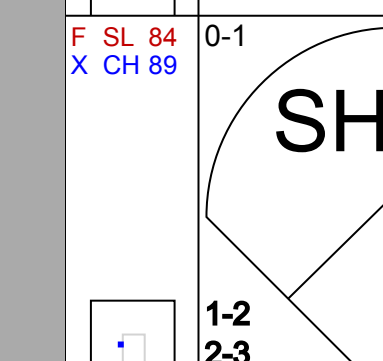
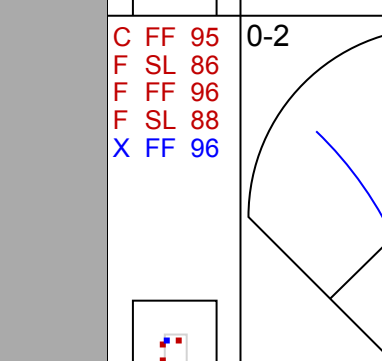
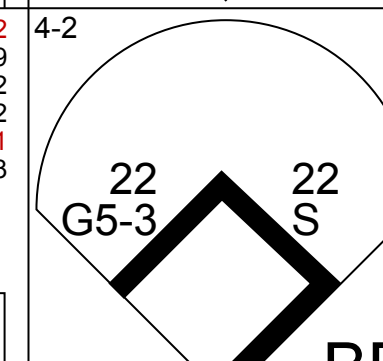
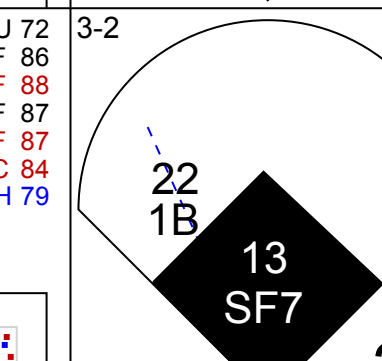
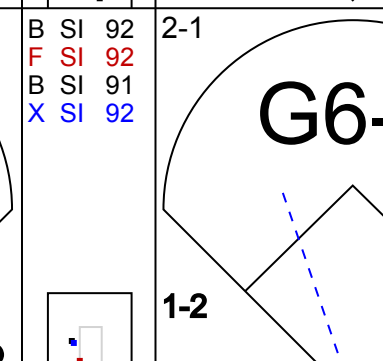
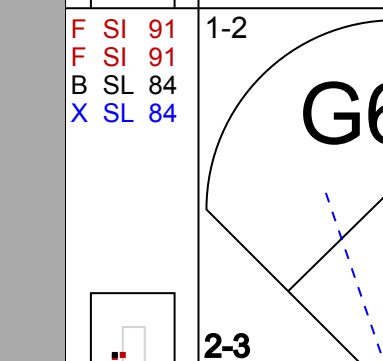
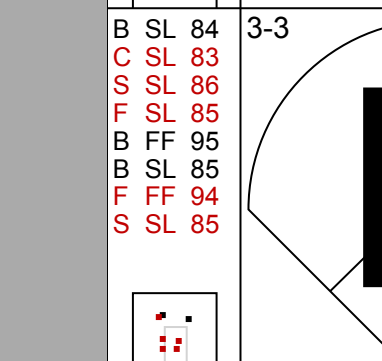
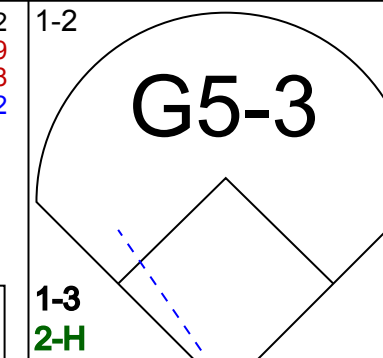
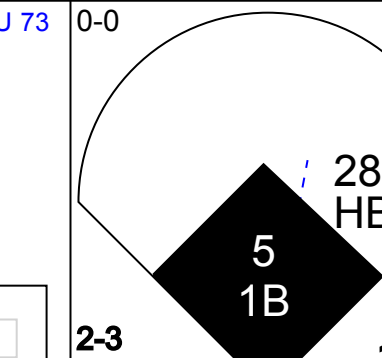
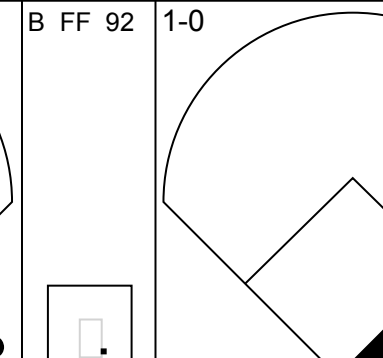
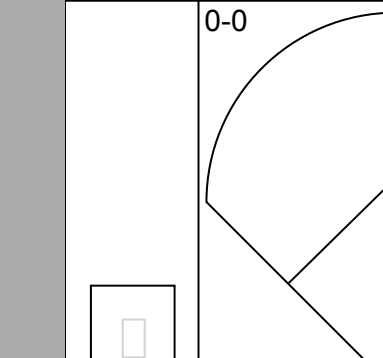
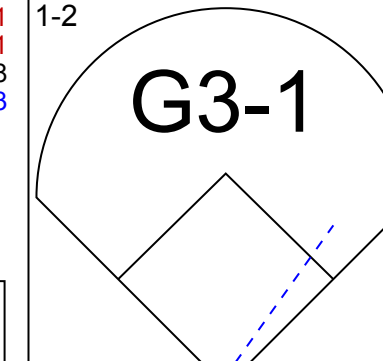
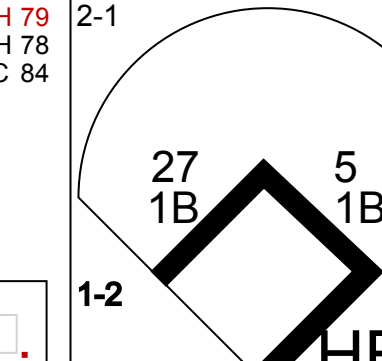
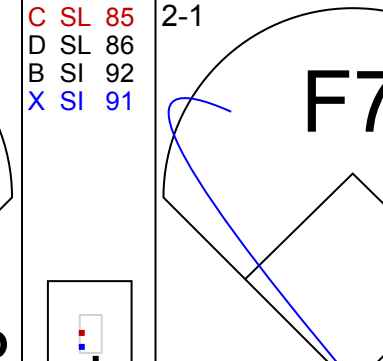
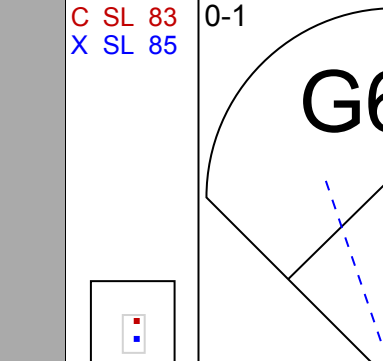

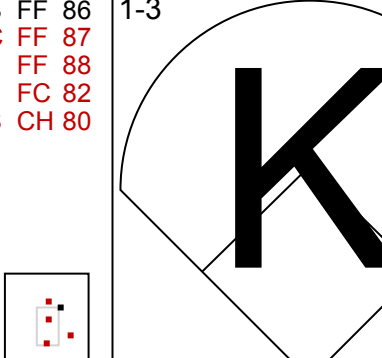
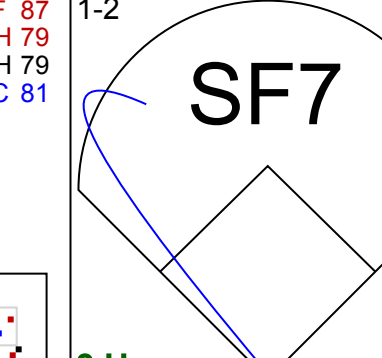
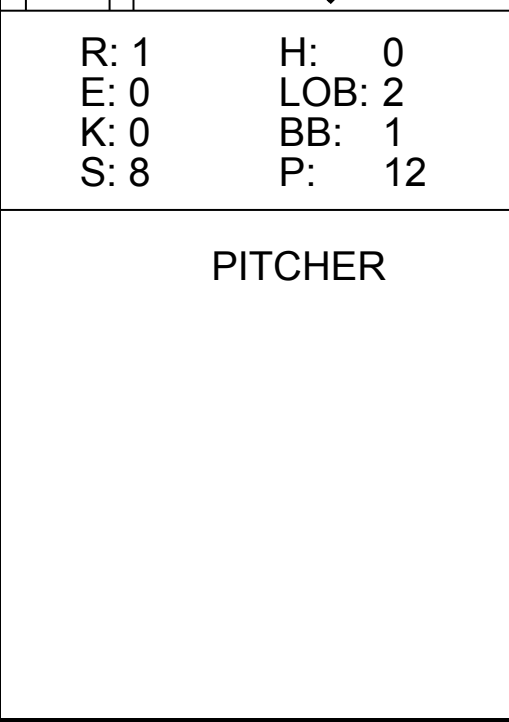
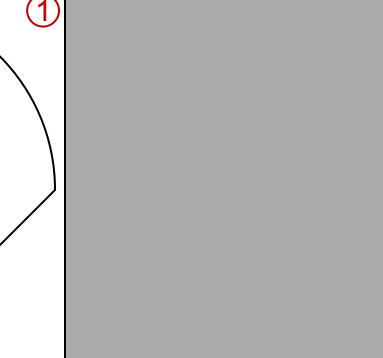

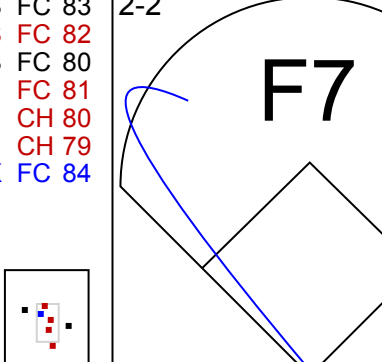
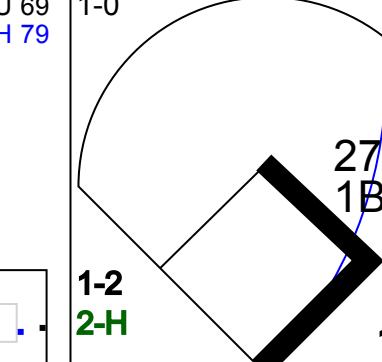



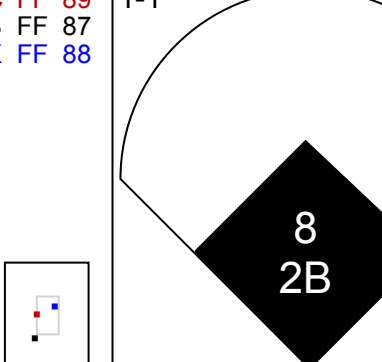
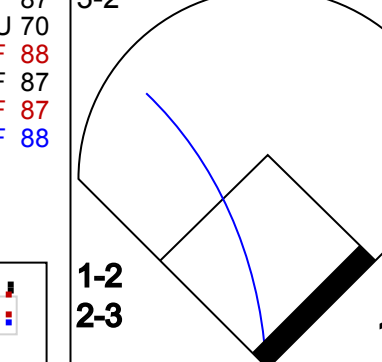

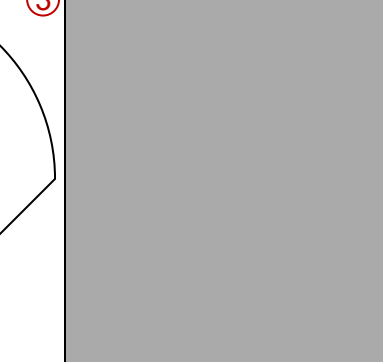

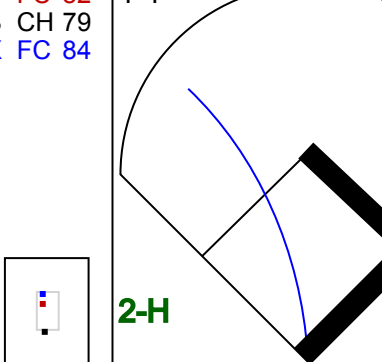
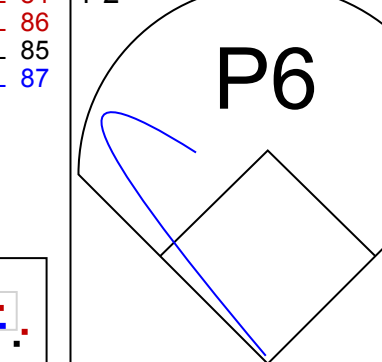

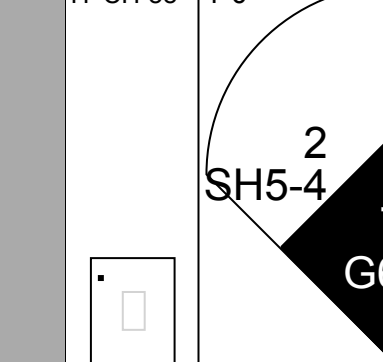
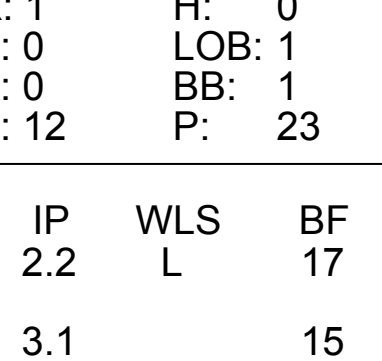
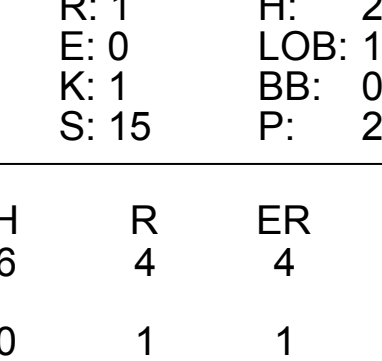
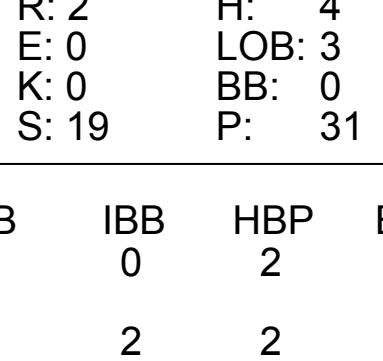
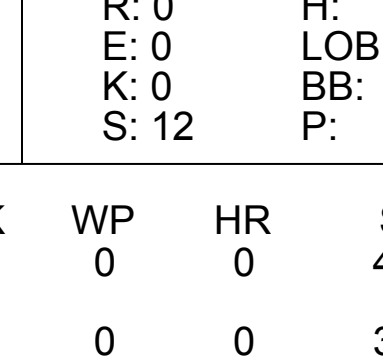
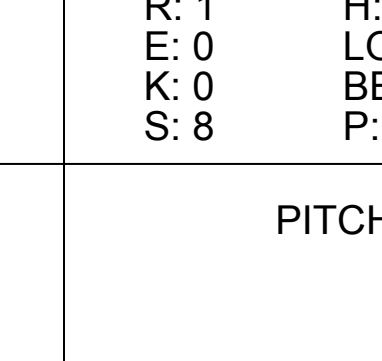
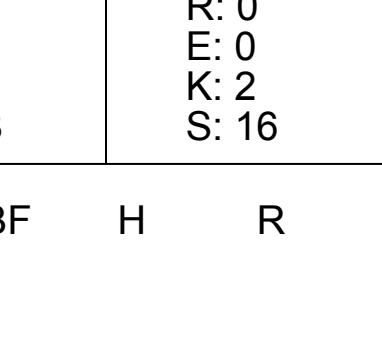


Batter	1	2	3	4	5	6	7	8	9	AB	R	H	RBI	BB	SO	LOB	TOP					
17 Austin Meadows, L OBP: 0.300, SLG: 0.375										4	0	0	0	1	1	3	<b>Tampa Bay Rays @ Washington Nationals</b> Nationals Park, Washington, DC Mon Sep 07 2020, 6:05 PM - 8:46 PM EDT Clear - 80 F <a href="http://livebaseballscorecards.com">livebaseballscorecards.com</a>					
8 Brandon Lowe, L OBP: 0.344, SLG: 0.551										3	0	1	0	0	1	0						
56 Randy Arozarena, R OBP: 0.550, SLG: 1.176										4	0	2	0	0	1	0						
18 Joey Wendle, L OBP: 0.315, SLG: 0.393										4	0	0	0	0	0	3						
26 Ji Man Choi, L OBP: 0.318, SLG: 0.402										4	0	0	0	0	0	3						
1 Willy Adames, R OBP: 0.366, SLG: 0.531										4	0	0	0	0	3	3						
25 Yoshi Tsutsugo, L OBP: 0.318, SLG: 0.408										4	0	0	0	0	0	0						
39 Kevin Kiermaier, L OBP: 0.347, SLG: 0.406										3	0	2	0	0	0	0						
14 Brett Phillips, L OBP: 0.278, SLG: 0.364										1	0	0	0	0	1	0						
35 Nathaniel Lowe, L OBP: 0.267, SLG: 0.167										3	0	1	0	1	1	1						
44 Kevan Smith, R OBP: 0.467, SLG: 0.455										3	0	1	0	1	2	3						
<b>Inning Stats</b>	R: 0 E: 0 K: 1 S: 15	H: 2 LOB: 2 BB: 0 P: 19	R: 0 E: 0 K: 1 S: 8	H: 1 LOB: 2 BB: 1 P: 21	R: 0 E: 0 K: 1 S: 8	H: 1 LOB: 1 BB: 0 P: 11	R: 0 E: 0 K: 1 S: 15	H: 1 LOB: 1 BB: 0 P: 20	R: 0 E: 0 K: 1 S: 8	H: 0 LOB: 0 BB: 0 P: 11	R: 0 E: 0 K: 1 S: 5	H: 0 LOB: 0 BB: 0 P: 8	R: 0 E: 0 K: 2 S: 11	H: 1 LOB: 1 BB: 0 P: 14	R: 1 E: 0 K: 1 S: 8	H: 1 LOB: 0 BB: 0 P: 12	R: 0 E: 0 K: 2 S: 19	H: 1 LOB: 3 BB: 2 P: 35	1B: 4 2B: 3 3B: 0 HR: 1	SF: 0 SAC: 0 DP: 0 HBP: 0	WP: 0 PB: 0 SB: 1 CS: 0	PA: 38
<b>PITCHER</b>	IP WLS BF H R ER SO BB IBB HBP BLK WP HR S P ERA WHIP																					
31 Max Scherzer, R ERA: 3.4	(1, 1) 7.0 W 28 6 0 0 8 1 0 0 0 0 0 0 70 104 0.00 1.000																					
21 Tanner Rainey, R ERA: 2.45	(8, 1) 1.0 4 1 1 1 1 0 0 0 0 0 0 1 8 12 9.00 1.000																					
36 Will Harris, R ERA: 2.61	(9, 1) 0.2 5 1 0 0 1 2 0 0 0 0 0 0 16 31 0.00 4.500																					
44 Daniel Hudson, R ERA: 6.14	(9, 1) 0.1 S 1 0 0 0 1 0 0 0 0 0 0 0 3 4 0.00 0.000																					

Batter	1	2	3	4	5	6	7	8	9	AB	R	H	RBI	BB	SO	LOB	BOTTOM			
2 Adam Eaton, L OBP: 0.269, SLG: 0.363										4	0	0	0	0	1	3	<b>Tampa Bay Rays @ Washington Nationals</b> Nationals Park, Washington, DC Mon Sep 07 2020, 6:05 PM - 8:46 PM EDT Clear - 80 F <a href="http://livebaseballscorecards.com">livebaseballscorecards.com</a>			
7 Trea Turner, R OBP: 0.413, SLG: 0.626										4	1	1	1	0	1	0				
27 Brock Holt, L OBP: 0.313, SLG: 0.286										4	1	2	0	0	0	1				
28 Kurt Suzuki, R OBP: 0.355, SLG: 0.415										4	1	3	1	0	0	0				
5 Josh Harrison, R OBP: 0.375, SLG: 0.575										3	1	1	1	1	0	3				
9 Enc Thames, L OBP: 0.291, SLG: 0.323										4	1	1	0	0	2	2				
8 Carter Kieboom, R OBP: 0.351, SLG: 0.197										3	0	0	1	1	0	1				
3 Michael Taylor, R OBP: 0.231, SLG: 0.452										4	0	1	2	0	1	1				
16 Victor Robles, R OBP: 0.326, SLG: 0.350										3	1	1	0	0	0	2				
<b>Inning Stats</b>	R: 0 E: 0 K: 1 S: 10	H: 0 LOB: 0 BB: 0 P: 13	R: 1 E: 0 K: 0 S: 6	H: 1 LOB: 1 BB: 1 P: 10	R: 2 E: 0 K: 0 S: 17	H: 3 LOB: 0 BB: 0 P: 20	R: 0 E: 0 K: 1 S: 5	H: 0 LOB: 0 BB: 0 P: 7	R: 0 E: 0 K: 1 S: 7	H: 0 LOB: 0 BB: 0 P: 7	R: 3 E: 0 K: 0 S: 12	H: 4 LOB: 2 BB: 1 P: 20	R: 0 E: 0 K: 0 S: 9	H: 2 LOB: 1 BB: 0 P: 17	R: 0 E: 0 K: 2 S: 9	H: 0 LOB: 0 BB: 0 P: 13		1B: 6 2B: 4 3B: 0 HR: 0	SF: 0 SAC: 0 DP: 1 HBP: 0	WP: 0 PB: 0 SB: 1 CS: 0
<b>PITCHER</b>	IP WLS BF H R ER SO BB IBB HBP BLK WP HR S P ERA WHIP																			
50 Charlie Morton, R ERA: 4.94	(1, 1) 5.0 L 20 4 3 3 3 1 0 0 0 0 0 0 30 50 9.00 2.333																			
34 Trevor Richards, R ERA: 5.34	(6, 1) 3.0 15 6 3 3 2 1 0 0 0 0 0 0 30 50 9.00 2.333																			



Batter	1	2	3	4	5	6	7	8	9	AB R H RBI BB SO LOB	TOP									
17 Austin Meadows, L (1, 10) OBP: 0.288, SLG: 0.358										5 0 0 0 0 4 1	<b>Tampa Bay Rays @ Washington Nationals</b> Nationals Park, Washington, DC Tue Sep 08 2020, 6:06 PM - 9:25 PM EDT Partly Cloudy - 83 F									
8 Brandon Lowe, L (1, 4) OBP: 0.342, SLG: 0.543										4 1 1 0 0 3 0										
56 Randy Arozarena, R (1, 7) OBP: 0.500, SLG: 1.000										3 1 0 0 0 0 0										
26 Ji Man Choi, L (1, 3) OBP: 0.316, SLG: 0.397										4 1 1 1 0 0 0										
25 Yoshi Tsutsugo, L (1, 5) OBP: 0.331, SLG: 0.412										4 0 1 1 0 1 0										
13 Manuel Margot, R (1, 9) OBP: 0.339, SLG: 0.366										3 0 1 0 1 1 2										
39 Kevin Kiermaier, L (1, 8) OBP: 0.344, SLG: 0.400										4 0 1 0 0 1 3										
1 Willy Adames, R (1, 6) OBP: 0.376, SLG: 0.530										2 0 1 0 2 0 0										
7 Michael Pérez, L (1, 2) OBP: 0.246, SLG: 0.283										3 0 0 0 0 2 5										
35 Nathaniel Lowe, L (9, PH) OBP: 0.250, SLG: 0.154										1 0 0 0 0 0 1										
<b>Inning Stats</b>	R: 0 E: 0 K: 2 S: 8	H: 0 LOB: 0 BB: 0 P: 12	R: 0 E: 1 K: 1 S: 11	H: 1 LOB: 3 BB: 2 P: 22	R: 0 E: 0 K: 2 S: 9	H: 0 LOB: 0 BB: 0 P: 14	R: 0 E: 0 K: 1 S: 7	H: 1 LOB: 1 BB: 0 P: 11	R: 0 E: 0 K: 1 S: 8	H: 0 LOB: 0 BB: 0 P: 15	R: 3 E: 0 K: 1 S: 21	H: 3 LOB: 2 BB: 1 P: 38	R: 0 E: 0 K: 2 S: 12	H: 0 LOB: 0 BB: 0 P: 17	R: 0 E: 0 K: 1 S: 10	H: 1 LOB: 1 BB: 0 P: 14	1B: 5 2B: 1 3B: 0 HR: 0	SF: 0 SAC: 0 DP: 0 HBP: 1	WP: 1 PB: 0 SB: 2 CS: 0	PA: 37
<b>PITCHER</b>	IP WLS BF H R ER SO BB IBB HBP BLK WP HR S P ERA WHIP											IP WLS BF H R ER SO BB IBB HBP BLK WP HR S P ERA WHIP								
19 Anibal Sánchez, R (1, 1) ERA: 6.81	5.0 W 22 4 3 3 6 2 0 1 0 0 0 50 88 5.40 1.200																			
51 Wander Suero, R (6, 1) ERA: 4.08	1.0 H 5 1 0 0 1 1 0 0 0 1 0 14 24 0.00 2.000																			
63 Sean Doolittle, L (7, 1) ERA: 6.14	1.0 H 3 0 0 0 2 0 0 0 0 0 0 8 10 0.00 0.000																			
21 Tanner Rainey, R (8, 1) ERA: 2.33	1.0 H 3 0 0 0 2 0 0 0 0 0 0 12 17 0.00 0.000																			
44 Daniel Hudson, R (9, 1) ERA: 5.74	1.0 S 4 1 0 0 1 0 0 0 0 0 0 10 14 0.00 1.000																			

Batter	1	2	3	4	5	6	7	8	9	AB R H RBI BB SO LOB	BOTTOM									
16 Victor Robles, R (1, 8) OBP: 0.329, SLG: 0.341										3 1 0 0 0 1 1	<b>Tampa Bay Rays @ Washington Nationals</b> Nationals Park, Washington, DC Tue Sep 08 2020, 6:06 PM - 9:25 PM EDT Partly Cloudy - 83 F									
2 Adam Eaton, L (1, 9) OBP: 0.277, SLG: 0.372										2 0 1 0 1 0 0										
7 Trea Turner, R (1, 6) OBP: 0.413, SLG: 0.623										4 1 1 1 1 1 3										
22 Juan Soto, L (1, 10) OBP: 0.463, SLG: 0.752										2 1 1 1 2 0 1										
28 Kurt Suzuki, R (1, 2) OBP: 0.351, SLG: 0.400										3 0 0 0 0 0 5										
13 Asdrúbal Cabrera, S (1, 3) OBP: 0.286, SLG: 0.387										3 0 0 1 0 1 0										
5 Josh Harrison, R (1, 4) OBP: 0.365, SLG: 0.545										4 0 1 1 0 1 0										
27 Brock Holt, L (1, 7) OBP: 0.324, SLG: 0.317										4 1 2 0 0 1 0										
3 Michael Taylor, R (8, 7) OBP: 0.231, SLG: 0.452										0 0 0 0 0 0 0										
8 Carter Kieboom, R (1, 5) OBP: 0.358, SLG: 0.219										3 1 1 1 0 0 3										
<b>Inning Stats</b>	R: 1 E: 0 K: 0 S: 12	H: 0 LOB: 1 BB: 1 P: 23	R: 1 E: 0 K: 1 S: 15	H: 2 LOB: 1 BB: 0 P: 20	R: 2 E: 0 K: 0 S: 19	H: 4 LOB: 3 BB: 0 P: 31	R: 0 E: 0 K: 0 S: 12	H: 0 LOB: 2 BB: 2 P: 24	R: 0 E: 0 K: 0 S: 7	H: 0 LOB: 0 BB: 0 P: 10	R: 1 E: 0 K: 0 S: 8	H: 0 LOB: 2 BB: 1 P: 12	R: 0 E: 0 K: 2 S: 14	H: 0 LOB: 0 BB: 0 P: 18	R: 0 E: 0 K: 2 S: 16	H: 1 LOB: 1 BB: 0 P: 22	1B: 3 2B: 4 3B: 0 HR: 0	SF: 1 SAC: 2 DP: 0 HBP: 4	WP: 0 PB: 0 SB: 2 CS: 0	PA: 39
<b>PITCHER</b>	IP WLS BF H R ER SO BB IBB HBP BLK WP HR S P ERA WHIP											IP WLS BF H R ER SO BB IBB HBP BLK WP HR S P ERA WHIP								
48 Ryan Yarbrough, L (1, 1) ERA: 4.31	2.2 L 17 6 4 4 1 1 2 2 0 0 0 30 50 2.70 0.300																			
57 Aaron Slegers, R (3, 1) ERA: 4.07	3.1 15 0 1 1 0 1 2 2 0 0 0 30 50 2.70 0.300																			
81 Ryan Thompson, R (7, 1) ERA: 3.98	1.0 3 0 0 0 2 0 0 0 0 0 0 14 18 0.00 0.000																			
84 John Curtiss, R (8, 1) ERA: 1.72	1.0 4 1 0 0 2 0 0 0 0 0 0 16 22 0.00 1.000																			

AB	33
R	3
H	6
RBI	2
BB	3
SO	12
LOB	12



AB	28
R	5
H	7
RBI	5
BB	4
SO	5
LOB	13













Batter	1	2	3	4	5	6	7	8	9	AB	R	H	RBI	BB	SO	LOB	TOP					
13 Ronald Acuña Jr. R OBP: 0.429, SLG: 0.640										4	1	1	0	0	3	2	<b>Atlanta Braves @ Washington Nationals</b> Nationals Park, Washington, DC Sat Sep 12 2020, 6:06 PM - 9:09 PM EDT Partly Cloudy - 72 F					
5 Freddie Freeman L OBP: 0.450, SLG: 0.616										4	0	1	0	0	1	1						
20 Marcell Ozuna R OBP: 0.411, SLG: 0.629										4	0	1	1	0	1	1						
16 Travis d'Aarud, R OBP: 0.371, SLG: 0.533										4	0	2	0	0	1	0						
7 Dansby Swanson, R OBP: 0.369, SLG: 0.478										4	0	0	0	0	0	3						
27 Austin Riley R OBP: 0.294, SLG: 0.423										4	0	1	0	0	1	2						
23 Adam Duvall, R OBP: 0.313, SLG: 0.594										4	1	1	0	0	1	1						
25 Tyler Flowers, R OBP: 0.362, SLG: 0.420										4	0	1	0	0	3	1						
Ozzie Albies S OBP: 0.258, SLG: 0.365										4	0	1	1	0	1	2						
<b>Inning Stats</b>	R: 1 H: 3 E: 0 K: 1 S: 16	H: 3 LOB: 2 BB: 0 P: 22	R: 0 H: 0 E: 1 K: 2 S: 10	H: 0 LOB: 1 BB: 0 P: 17	R: 0 H: 1 E: 0 K: 1 S: 12	H: 1 LOB: 1 BB: 0 P: 18	R: 1 H: 2 E: 0 K: 2 S: 12	H: 2 LOB: 1 BB: 0 P: 20	R: 0 H: 1 E: 0 K: 0 S: 6	H: 1 LOB: 0 BB: 0 P: 7	R: 0 H: 2 E: 0 K: 0 S: 9	H: 2 LOB: 2 BB: 0 P: 12	R: 0 H: 0 E: 0 K: 2 S: 8	H: 0 LOB: 0 BB: 0 P: 12	R: 0 H: 0 E: 0 K: 1 S: 10	H: 0 LOB: 0 BB: 0 P: 13		R: 0 H: 0 E: 0 K: 3 S: 13	H: 0 LOB: 0 BB: 0 P: 17	1B: 8 2B: 1 3B: 0 HR: 0	SF: 0 SAC: 0 DP: 1 HBP: 0	WP: 0 PB: 0 SB: 2 CS: 0
<b>PITCHER</b>	IP: 7.0 WLS: L BF: 30	H: 9 R: 2 ER: 2 SO: 8	BB: 0 IBB: 0 HBP: 0 BLK: 0	WP: 0 HR: 0 S: 73 P: 108	ERA: 2.57 WHIP: 1.286	<b>PITCHER</b>	IP: 2.0 WLS: L BF: 6	H: 0 R: 0 ER: 0 SO: 4	BB: 0 IBB: 0 HBP: 0 BLK: 0	WP: 0 HR: 0 S: 23 P: 30	ERA: 0.00 WHIP: 0.000											

AB	36
R	2
H	9
RBI	2
BB	0
SO	12
LOB	13



Batter	1	2	3	4	5	6	7	8	9	AB	R	H	RBI	BB	SO	LOB	BOTTOM						
27 Brock Holt L OBP: 0.289, SLG: 0.279										4	0	0	0	0	2	1	<b>Atlanta Braves @ Washington Nationals</b> Nationals Park, Washington, DC Sat Sep 12 2020, 6:06 PM - 9:09 PM EDT Partly Cloudy - 72 F						
7 Trea Turner R OBP: 0.417, SLG: 0.626										4	0	1	1	0	0	0							
22 Juan Soto, L OBP: 0.485, SLG: 0.743										3	0	0	0	1	1	1							
13 Asdrúbal Cabrera, S OBP: 0.298, SLG: 0.404										4	0	2	0	0	0	1							
5 Josh Harrison, R OBP: 0.351, SLG: 0.510										0	0	0	0	0	0	0							
9 Eric Thames, L OBP: 0.303, SLG: 0.355										3	0	1	0	1	2	1							
8 Carter Kieboom, R OBP: 0.333, SLG: 0.194										0	0	0	0	0	0	0							
10 Yan Gomes, R OBP: 0.318, SLG: 0.481										3	0	0	0	1	2	3							
62 Luis García Jr., L OBP: 0.287, SLG: 0.345										4	0	0	0	0	1	5							
3 Michael Taylor, R OBP: 0.243, SLG: 0.451										2	0	0	0	0	1	2							
2 Adam Eaton, L OBP: 0.296, SLG: 0.396										1	1	1	0	1	0	0							
29 Yadiel Hernandez, L OBP: 0.307, SLG: 0.316										3	0	0	0	0	3	3							
16 Víctor Robles, R OBP: 0.307, SLG: 0.316										1	0	0	0	0	0	3							
<b>Inning Stats</b>	R: 0 H: 0 E: 0 K: 1 S: 7	H: 0 LOB: 1 BB: 1 P: 14	R: 0 H: 0 E: 0 K: 1 S: 13	H: 0 LOB: 2 BB: 2 P: 29	R: 0 H: 0 E: 0 K: 0 S: 6	H: 0 LOB: 0 BB: 0 P: 9	R: 0 H: 1 E: 0 K: 2 S: 8	H: 1 LOB: 1 BB: 0 P: 13	R: 0 H: 0 E: 0 K: 2 S: 8	H: 0 LOB: 0 BB: 0 P: 12	R: 0 H: 0 E: 0 K: 1 S: 9	H: 0 LOB: 0 BB: 0 P: 14	R: 0 H: 0 E: 0 K: 2 S: 7	H: 0 LOB: 0 BB: 0 P: 8	R: 1 H: 2 E: 0 K: 2 S: 17	H: 2 LOB: 1 BB: 0 P: 29	R: 0 H: 2 E: 0 K: 1 S: 13	H: 2 LOB: 3 BB: 1 P: 21	1B: 4 2B: 1 3B: 0 HR: 0	SF: 0 SAC: 0 DP: 0 HBP: 0	WP: 0 PB: 0 SB: 1 CS: 0	PA: 36	
<b>PITCHER</b>	IP: 7.0 WLS: W BF: 25	H: 7 R: 4 ER: 1 SO: 9	BB: 3 IBB: 0 HBP: 0 BLK: 0	WP: 0 HR: 0 S: 58 P: 99	ERA: 0.00 WHIP: 0.571	<b>PITCHER</b>	IP: 0.2 WLS: H BF: 4	H: 1 R: 1 ER: 1 SO: 2	BB: 0 IBB: 0 HBP: 0 BLK: 0	WP: 0 HR: 0 S: 13 P: 22	ERA: 13.50 WHIP: 3.000	<b>PITCHER</b>	IP: 0.1 WLS: H BF: 1	H: 0 R: 0 ER: 0 SO: 0	BB: 0 IBB: 0 HBP: 0 BLK: 0	WP: 0 HR: 0 S: 4 P: 7	ERA: 0.00 WHIP: 0.000	<b>PITCHER</b>	IP: 1.0 WLS: S BF: 6	H: 2 R: 0 ER: 0 SO: 1	BB: 1 IBB: 0 HBP: 0 BLK: 0	WP: 0 HR: 0 S: 13 P: 21	ERA: 0.00 WHIP: 2.000

AB	32
R	1
H	5
RBI	1
BB	4
SO	12
LOB	20





Batter	1	2	3	4	5	6	7	8	9	AB	R	H	RBI	BB	SO	LOB	TOP								
13 Ronald Acuña Jr., R OBP: 0.414, SLG: 0.612										5	0	0	0	0	4	1	<b>Atlanta Braves @ Washington Nationals</b> Nationals Park, Washington, DC Sun Sep 13 2020, 12:37 PM - 4:13 PM EDT Partly Cloudy - 76 F								
5 Freddie Freeman, L OBP: 0.459, SLG: 0.625										3	2	2	0	2	0	0									
20 Marcell Ozuna, R OBP: 0.411, SLG: 0.620										4	0	1	1	1	3	2									
16 Travis d'Arnaud, R OBP: 0.372, SLG: 0.536										5	1	2	2	0	1	3									
7 Dansby Swanson, R OBP: 0.361, SLG: 0.465										5	0	0	0	0	2	3									
22 Nick Markakis, L OBP: 0.327, SLG: 0.421										4	1	2	1	0	0	0									
11 Ender Inciarte, L OBP: 0.281, SLG: 0.277										0	0	0	0	0	0	0									
23 Adam Duvall, R OBP: 0.312, SLG: 0.606										4	1	1	2	0	1	1									
27 Austin Riley, R OBP: 0.293, SLG: 0.418										4	1	1	0	0	2	1									
Ozzie Albies, S OBP: 0.271, SLG: 0.409										3	2	1	2	1	1	0									
<b>Inning Stats</b>	R: 1 H: 2 E: 0 K: 2 S: 18	H: 2 LOB: 1 BB: 0 P: 24	R: 0 H: 0 E: 0 K: 2 S: 10	H: 0 LOB: 0 BB: 0 P: 13	R: 0 H: 0 E: 0 K: 2 S: 8	H: 0 LOB: 1 BB: 1 P: 16	R: 1 H: 2 E: 0 K: 2 S: 13	H: 2 LOB: 1 BB: 0 P: 20	R: 0 H: 1 E: 0 K: 3 S: 20	H: 1 LOB: 2 BB: 1 P: 31	R: 4 H: 4 E: 0 K: 0 S: 16	H: 4 LOB: 0 BB: 0 P: 20	R: 0 H: 0 E: 0 K: 3 S: 11	H: 0 LOB: 0 BB: 0 P: 17	R: 0 H: 0 E: 0 K: 0 S: 7	H: 0 LOB: 0 BB: 0 P: 9	R: 2 H: 1 E: 0 K: 1 S: 14	H: 1 LOB: 2 BB: 2 P: 25	1B: 5 2B: 3 3B: 0 HR: 2	SF: 0 SAC: 0 DP: 0 HBP: 0	WP: 2 PB: 0 SB: 1 CS: 0	PA: 41			
<b>PITCHER</b>	IP WLS BF H R ER SO BB IBB HBP BLK WP HR S P ERA WHIP	IP WLS BF H R ER SO BB IBB HBP BLK WP HR S P ERA WHIP	IP WLS BF H R ER SO BB IBB HBP BLK WP HR S P ERA WHIP	IP WLS BF H R ER SO BB IBB HBP BLK WP HR S P ERA WHIP	IP WLS BF H R ER SO BB IBB HBP BLK WP HR S P ERA WHIP	IP WLS BF H R ER SO BB IBB HBP BLK WP HR S P ERA WHIP	IP WLS BF H R ER SO BB IBB HBP BLK WP HR S P ERA WHIP	IP WLS BF H R ER SO BB IBB HBP BLK WP HR S P ERA WHIP	IP WLS BF H R ER SO BB IBB HBP BLK WP HR S P ERA WHIP	IP WLS BF H R ER SO BB IBB HBP BLK WP HR S P ERA WHIP	IP WLS BF H R ER SO BB IBB HBP BLK WP HR S P ERA WHIP	IP WLS BF H R ER SO BB IBB HBP BLK WP HR S P ERA WHIP	IP WLS BF H R ER SO BB IBB HBP BLK WP HR S P ERA WHIP	IP WLS BF H R ER SO BB IBB HBP BLK WP HR S P ERA WHIP	IP WLS BF H R ER SO BB IBB HBP BLK WP HR S P ERA WHIP	IP WLS BF H R ER SO BB IBB HBP BLK WP HR S P ERA WHIP	IP WLS BF H R ER SO BB IBB HBP BLK WP HR S P ERA WHIP	IP WLS BF H R ER SO BB IBB HBP BLK WP HR S P ERA WHIP	IP WLS BF H R ER SO BB IBB HBP BLK WP HR S P ERA WHIP	IP WLS BF H R ER SO BB IBB HBP BLK WP HR S P ERA WHIP	IP WLS BF H R ER SO BB IBB HBP BLK WP HR S P ERA WHIP	IP WLS BF H R ER SO BB IBB HBP BLK WP HR S P ERA WHIP	IP WLS BF H R ER SO BB IBB HBP BLK WP HR S P ERA WHIP	IP WLS BF H R ER SO BB IBB HBP BLK WP HR S P ERA WHIP	IP WLS BF H R ER SO BB IBB HBP BLK WP HR S P ERA WHIP

Batter	1	2	3	4	5	6	7	8	9	AB	R	H	RBI	BB	SO	LOB	BOTTOM								
2 Adam Eaton, L OBP: 0.295, SLG: 0.399										4	0	2	0	1	0	0	<b>Atlanta Braves @ Washington Nationals</b> Nationals Park, Washington, DC Sun Sep 13 2020, 12:37 PM - 4:13 PM EDT Partly Cloudy - 76 F								
7 Trea Turner, R OBP: 0.407, SLG: 0.609										5	0	0	1	0	2	3									
22 Juan Soto, L OBP: 0.482, SLG: 0.735										4	1	1	0	1	2	1									
13 Asdrúbal Cabrera, S OBP: 0.303, SLG: 0.422										3	1	1	1	1	0	3									
28 Kurt Suzuki, R OBP: 0.337, SLG: 0.382										4	0	0	1	0	0	2									
9 Enci Thames, L OBP: 0.303, SLG: 0.349										2	0	0	0	1	1	0									
3 Michael Taylor, R OBP: 0.253, SLG: 0.451										0	0	0	0	1	0	0									
8 Carter Kieboom, R OBP: 0.330, SLG: 0.197										4	0	1	0	0	2	3									
62 Luis García Jr., L OBP: 0.300, SLG: 0.356										3	1	2	0	0	0	0									
5 Josh Harrison, R OBP: 0.345, SLG: 0.500										1	0	0	0	0	0	1									
16 Victor Robles, R OBP: 0.305, SLG: 0.314										4	1	1	0	0	2	3									
<b>Inning Stats</b>	R: 0 H: 0 E: 0 K: 0 S: 6	H: 1 LOB: 0 BB: 0 P: 11	R: 1 H: 1 E: 0 K: 2 S: 10	H: 1 LOB: 0 BB: 0 P: 15	R: 0 H: 1 E: 0 K: 2 S: 11	H: 1 LOB: 1 BB: 0 P: 16	R: 1 H: 1 E: 0 K: 0 S: 8	H: 1 LOB: 1 BB: 1 P: 15	R: 2 H: 3 E: 1 K: 0 S: 11	H: 3 LOB: 1 BB: 1 P: 17	R: 0 H: 2 E: 0 K: 0 S: 14	H: 2 LOB: 2 BB: 0 P: 22	R: 0 H: 0 E: 0 K: 2 S: 14	H: 0 LOB: 2 BB: 2 P: 23	R: 0 H: 0 E: 0 K: 2 S: 15	H: 0 LOB: 1 BB: 1 P: 23	R: 0 H: 0 E: 0 K: 1 S: 9	H: 0 LOB: 0 BB: 0 P: 13	1B: 6 2B: 2 3B: 0 HR: 1	SF: 0 SAC: 0 DP: 2 HBP: 0	WP: 0 PB: 0 SB: 1 CS: 0	PA: 39			
<b>PITCHER</b>	IP WLS BF H R ER SO BB IBB HBP BLK WP HR S P ERA WHIP	IP WLS BF H R ER SO BB IBB HBP BLK WP HR S P ERA WHIP	IP WLS BF H R ER SO BB IBB HBP BLK WP HR S P ERA WHIP	IP WLS BF H R ER SO BB IBB HBP BLK WP HR S P ERA WHIP	IP WLS BF H R ER SO BB IBB HBP BLK WP HR S P ERA WHIP	IP WLS BF H R ER SO BB IBB HBP BLK WP HR S P ERA WHIP	IP WLS BF H R ER SO BB IBB HBP BLK WP HR S P ERA WHIP	IP WLS BF H R ER SO BB IBB HBP BLK WP HR S P ERA WHIP	IP WLS BF H R ER SO BB IBB HBP BLK WP HR S P ERA WHIP	IP WLS BF H R ER SO BB IBB HBP BLK WP HR S P ERA WHIP	IP WLS BF H R ER SO BB IBB HBP BLK WP HR S P ERA WHIP	IP WLS BF H R ER SO BB IBB HBP BLK WP HR S P ERA WHIP	IP WLS BF H R ER SO BB IBB HBP BLK WP HR S P ERA WHIP	IP WLS BF H R ER SO BB IBB HBP BLK WP HR S P ERA WHIP	IP WLS BF H R ER SO BB IBB HBP BLK WP HR S P ERA WHIP	IP WLS BF H R ER SO BB IBB HBP BLK WP HR S P ERA WHIP	IP WLS BF H R ER SO BB IBB HBP BLK WP HR S P ERA WHIP	IP WLS BF H R ER SO BB IBB HBP BLK WP HR S P ERA WHIP	IP WLS BF H R ER SO BB IBB HBP BLK WP HR S P ERA WHIP	IP WLS BF H R ER SO BB IBB HBP BLK WP HR S P ERA WHIP	IP WLS BF H R ER SO BB IBB HBP BLK WP HR S P ERA WHIP	IP WLS BF H R ER SO BB IBB HBP BLK WP HR S P ERA WHIP	IP WLS BF H R ER SO BB IBB HBP BLK WP HR S P ERA WHIP	IP WLS BF H R ER SO BB IBB HBP BLK WP HR S P ERA WHIP	IP WLS BF H R ER SO BB IBB HBP BLK WP HR S P ERA WHIP













Batter	1	2	3	4	5	6	7	8	9	AB	R	H	RBI	BB	SO	LOB	TOP			
7 Trea Turner, R OBP: 0.394, SLG: 0.582	G5-3		F9	K			G6-3			4	0	0	0	0	1	2	<b>Washington Nationals @ Miami Marlins</b> Marlins Park, Miami, FL Fri Sep 18 2020, 5:10 PM - 7:25 PM EDT Roof Closed - 72 F			
22 Juan Soto, L OBP: 0.471, SLG: 0.699	G6-3		G6-3				13 2B 1B			3	0	1	0	1	0	0				
13 Asdrúbal Cabrera, S OBP: 0.294, SLG: 0.428	P6		F7	F9			2B			4	0	1	0	0	0	3				
9 Eric Thames, L OBP: 0.302, SLG: 0.339		10 1B 1B		L8	G5-3		10 1B G6-4-3 1B			3	0	1	0	1	0	0				
10 Yan Gomes, R OBP: 0.323, SLG: 0.471	62 2B 1B		8 BB 17 1B 62 1B 1B	K			G6-4-3			4	2	2	0	0	1	3				
62 Luis García Jr., L OBP: 0.317, SLG: 0.408	8 1B 2B		8 BB 17 1B 1B	G5-3						3	2	2	1	0	0	0				
8 Carter Kieboom, R OBP: 0.352, SLG: 0.224	17 G5-6-3 1B		17 1B 16 1B BB	K						2	1	1	1	1	1	0				
17 Andrew Stevenson, L OBP: 0.222, SLG: 0.125	G5-6-3		16 1B 1-3 2-H 3-H 1B	L3						3	0	1	2	0	0	1				
16 Victor Robles, R OBP: 0.301, SLG: 0.303	K		7 S 1B	G5-3						3	0	1	1	0	1	1				
<b>Inning Stats</b>	R: 0 E: 0 K: 0 S: 7	H: 0 LOB: 0 BB: 0 P: 9	R: 2 E: 0 K: 1 S: 13	H: 4 LOB: 1 BB: 0 P: 16	R: 0 E: 0 K: 0 S: 9	H: 0 LOB: 0 BB: 0 P: 13	R: 3 E: 0 K: 1 S: 20	H: 4 LOB: 3 BB: 2 P: 30	R: 0 E: 0 K: 1 S: 8	H: 0 LOB: 0 BB: 0 P: 11	R: 0 E: 0 K: 1 S: 9	H: 0 LOB: 0 BB: 0 P: 13	R: 0 E: 0 K: 0 S: 4	H: 2 LOB: 2 BB: 1 P: 10						
<b>PITCHER</b>	IP	WLS	BF	H	R	ER	SO	BB	IBB	HBP	BLK	WP	HR	S	P	ERA	WHIP			
73 Sixto Sánchez, R ERA: 2.75	4.0	L	21	8	5	5	2	1	1	0	0	0	0	49	68	11.25	2.250			
58 Josh Smith, R ERA: 5.33	2.0		6	0	0	0	2	0	0	0	0	0	0	17	24	0.00	0.000			
55 Ryne Stanek, R ERA: 7.11	1.0		5	2	0	0	0	0	1	0	0	0	0	4	10	0.00	2.000			
<b>PITCHER</b>	IP	WLS	BF	H	R	ER	SO	BB	IBB	HBP	BLK	WP	HR	S	P	ERA	WHIP			
23 Corey Dickerson, L OBP: 0.299, SLG: 0.388	E5 FC6-4		G5-3																	
6 Starling Marte, R OBP: 0.351, SLG: 0.448	FC6-4 7 S 24 S 1-2			K																
24 Jesús Aguilar, R OBP: 0.347, SLG: 0.464	K			1B																
7 Matt Joyce, L OBP: 0.344, SLG: 0.337	F9			K																
15 Brian Anderson, R OBP: 0.358, SLG: 0.429	G5-3		G5-3																	
26 Garrett Cooper, R OBP: 0.355, SLG: 0.500	K			38 FC5-4 BB																
19 Miguel Rojas, R OBP: 0.439, SLG: 0.554	G1-3			K																
70 Jazz Chisholm Jr., L OBP: 0.231, SLG: 0.239			23 CS BB	F8																
3B Jorge Alfaro, R OBP: 0.293, SLG: 0.382	F9			FC5-4																
<b>Inning Stats</b>	R: 0 E: 1 K: 1 S: 10	H: 0 LOB: 1 BB: 0 P: 14	R: 0 E: 0 K: 1 S: 12	H: 0 LOB: 0 BB: 0 P: 17	R: 0 E: 0 K: 0 S: 5	H: 0 LOB: 0 BB: 1 P: 12	R: 0 E: 0 K: 2 S: 8	H: 1 LOB: 1 BB: 0 P: 14	R: 0 E: 0 K: 1 S: 7	H: 0 LOB: 1 BB: 1 P: 16	R: 0 E: 0 K: 1 S: 11	H: 0 LOB: 1 BB: 0 P: 18	R: 0 E: 0 K: 1 S: 16	H: 1 LOB: 1 BB: 0 P: 18						
<b>PITCHER</b>	IP	WLS	BF	H	R	ER	SO	BB	IBB	HBP	BLK	WP	HR	S	P	ERA	WHIP			
23 Erick Fedde, R ERA: 4.36	6.0	W	22	1	0	0	6	2	0	1	0	0	0	53	91	0.00	0.500			
36 Will Harris, R ERA: 3.77	1.0		4	1	0	0	1	0	0	0	0	0	0	16	18	0.00	1.000			
<b>PITCHER</b>	IP	WLS	BF	H	R	ER	SO	BB	IBB	HBP	BLK	WP	HR	S	P	ERA	WHIP			
1B: 8 2B: 2 3B: 0 HR: 0	SF: 0 SAC: 0 DP: 1 HBP: 0	WP: 0 PB: 0 SB: 1 CS: 0	PA: 32																	
<b>AB</b>	<b>R</b>	<b>H</b>	<b>RBI</b>	<b>BB</b>	<b>SO</b>	<b>LOB</b>	<b>AB</b>	<b>R</b>	<b>H</b>	<b>RBI</b>	<b>BB</b>	<b>SO</b>	<b>LOB</b>	<b>AB</b>	<b>R</b>	<b>H</b>	<b>RBI</b>	<b>BB</b>	<b>SO</b>	<b>LOB</b>
29	5	10	5	3	4	10	23	0	2	7	13	0	2	0	0	0	2	0	0	2







Batter	1	2	3	4	5	6	7	8	9	AB R H RBI BB SO LOB	TOP												
7 Trea Turner, R OBP: 0.390, SLG: 0.572	G6-3		K		K		SF9			3 0 0 1 0 2 1	<b>Washington Nationals @ Miami Marlins</b> Marlins Park, Miami, FL Sat Sep 19 2020, 6:12 PM - 9:16 PM EDT Roof Closed - 74 F												
22 Juan Soto, L OBP: 0.463, SLG: 0.677	G3-1		L5		K		K		4 0 0 0 0 2 2														
13 Adrúbal Cabrera, S OBP: 0.294, SLG: 0.424	2B		BB		K		G6-3		3 1 1 0 1 1 0														
9 Eric Thames, L OBP: 0.303, SLG: 0.333	G3-1		K				G5-3		2 0 0 0 1 1 2														
5 Josh Harrison, R OBP: 0.326, SLG: 0.464									1 0 0 0 0 0 0														
10 Yan Gomes, R OBP: 0.309, SLG: 0.449			L7		K		F9		4 0 0 0 0 2 2														
62 Luis García Jr., L OBP: 0.321, SLG: 0.408	G6-3		BB		G5-3		BB		4 1 2 0 0 0 1														
8 Carter Kieboom, R OBP: 0.357, SLG: 0.222	F8		BB				G6-4-3		2 1 0 0 1 0 1														
17 Andrew Stevenson, L OBP: 0.385, SLG: 0.200			HBP						2 0 1 2 1 0 1														
16 Victor Robles, R OBP: 0.300, SLG: 0.316			K		CS		E5		4 0 1 0 0 1 2														
<b>Inning Stats</b>	R: 0 H: 1 E: 0 K: 0 S: 10	H: 1 LOB: 1 BB: 0 P: 14	R: 0 H: 0 E: 0 K: 1 S: 6	H: 0 LOB: 0 BB: 0 P: 10	R: 0 H: 0 E: 0 K: 2 S: 10	H: 0 LOB: 1 BB: 0 P: 18	R: 2 H: 2 E: 0 K: 1 S: 19	H: 2 LOB: 1 BB: 2 P: 30	R: 0 H: 0 E: 0 K: 2 S: 9	H: 0 LOB: 0 BB: 0 P: 15	R: 0 H: 0 E: 0 K: 2 S: 12	H: 0 LOB: 1 BB: 1 P: 22	R: 1 H: 1 E: 1 K: 1 S: 12	H: 1 LOB: 1 BB: 0 P: 19	R: 0 H: 0 E: 0 K: 0 S: 8	H: 0 LOB: 0 BB: 0 P: 10	R: 0 H: 1 E: 0 K: 0 S: 9	H: 1 LOB: 1 BB: 1 P: 18	1B: 4 2B: 1 3B: 0 HR: 0	SF: 1 SAC: 0 DP: 1 HBP: 2	WP: 0 PB: 0 SB: 1 CS: 1	PA: 37	
<b>PITCHER</b>	IP WLS BF H R ER SO BB IBB HBP BLK WP HR S P ERA WHIP											<b>PITCHER</b>	IP WLS BF H R ER SO BB IBB HBP BLK WP HR S P ERA WHIP										
49 Pablo López, R ERA: 3.96	5.1 W 22 3 2 2 7 3 0 1 0 0 0 0 60 100 3.38 1.125																						
39 James Hoyt, R ERA: 1.46	0.2 2 0 0 0 1 0 0 0 0 0 0 0 6 9 0.00 0.000																						
33 Brad Boxberger, R ERA: 2.12	0.2 4 1 1 0 0 0 0 0 1 0 0 0 9 14 0.00 1.500																						
35 Richard Bleier, L ERA: 2.35	1.1 4 0 0 0 1 0 0 0 0 0 0 0 11 15 0.00 0.000																						
27 Brandon Kintzler, R ERA: 2.98	1.0 4 1 0 0 0 1 0 0 0 0 0 0 9 18 0.00 2.000																						

Batter	1	2	3	4	5	6	7	8	9	AB R H RBI BB SO LOB	BOTTOM												
19 Miguel Rojas, R OBP: 0.431, SLG: 0.574	HR		FC6-4		FC6-4		G6-3			5 2 3 1 0 0 1	<b>Washington Nationals @ Miami Marlins</b> Marlins Park, Miami, FL Sat Sep 19 2020, 6:12 PM - 9:16 PM EDT Roof Closed - 74 F												
6 Starling Marte, R OBP: 0.383, SLG: 0.443	BB		F9		F8		K		5 1 2 0 0 1 3														
26 Garrett Cooper, R OBP: 0.382, SLG: 0.539	G6-4-3		F9		F9		BB		4 1 2 3 1 0 2														
24 Jesús Aguilar, R OBP: 0.352, SLG: 0.453	K		K		F7		F8		5 0 1 0 0 2 2														
15 Brian Anderson, R OBP: 0.369, SLG: 0.491	1B		F8		F8		K		4 0 2 1 0 1 0														
25 Lewis Brinson, R OBP: 0.318, SLG: 0.458	F8		BLK		F3		1B		4 1 2 0 0 0 3														
23 Corey Dickerson, L OBP: 0.313, SLG: 0.413	K		BLK		E6		1B		3 1 1 1 1 1 3														
4 Monte Harrison, R OBP: 0.217, SLG: 0.238	K		1B		1B		IBB		0 0 0 0 0 0 0														
13 Sean Rodríguez, R OBP: 0.154, SLG: 0.154	K		K		K		F9		4 0 0 0 0 3 7														
17 Chad Wallach, R OBP: 0.242, SLG: 0.387	K		K		FC6-4		L8		4 1 2 1 0 1 2														
<b>Inning Stats</b>	R: 1 H: 2 E: 0 K: 1 S: 9	H: 2 LOB: 0 BB: 0 P: 11	R: 0 H: 1 E: 0 K: 2 S: 9	H: 1 LOB: 1 BB: 0 P: 11	R: 2 H: 2 E: 0 K: 2 S: 12	H: 2 LOB: 0 BB: 0 P: 17	R: 2 H: 3 E: 0 K: 1 S: 13	H: 3 LOB: 1 BB: 0 P: 19	R: 1 H: 3 E: 1 K: 1 S: 16	H: 3 LOB: 3 BB: 0 P: 22	R: 1 H: 3 E: 0 K: 0 S: 9	H: 3 LOB: 1 BB: 0 P: 13	R: 0 H: 1 E: 0 K: 1 S: 11	H: 1 LOB: 2 BB: 1 P: 17	R: 0 H: 0 E: 0 K: 1 S: 14	H: 0 LOB: 1 BB: 1 P: 24	1B: 10 2B: 3 3B: 0 HR: 2	SF: 0 SAC: 0 DP: 1 HBP: 0	WP: 0 PB: 0 SB: 2 CS: 0	PA: 40			
<b>PITCHER</b>	IP WLS BF H R ER SO BB IBB HBP BLK WP HR S P ERA WHIP											<b>PITCHER</b>	IP WLS BF H R ER SO BB IBB HBP BLK WP HR S P ERA WHIP										
46 Patrick Corbin, L ERA: 4.76	6.0 L 31 14 7 7 7 0 1 0 0 0 0 0 2 68 10.50 2.333																						
67 Kyle Finnegan, R ERA: 3.39	1.0 5 1 0 0 1 0 1 0 0 0 0 0 11 17 0.00 1.000																						
33 Ryne Harper, R ERA: 6.0	1.0 4 0 0 0 1 1 0 0 0 0 0 0 14 24 0.00 1.000																						

AB	29
R	3
H	5
RBI	3
BB	4
SO	9
LOB	12



AB	38
R	7
H	15
RBI	7
BB	2
SO	9
LOB	23





Batter	1	2	3	4	5	6	7	8	9	AB	R	H	RBI	BB	SO	LOB	TOP
7 Trea Turner, R OBP: 0.388, SLG: 0.566	F8		FC5-4				FC1-5-2			4	0	1	1	0	0	3	<b>Washington Nationals @ Miami Marlins</b> Marlins Park, Miami, FL Sun Sep 20 2020, 1:11 PM - 3:46 PM EDT Roof Closed - 72 F
22 Juan Soto, L OBP: 0.463, SLG: 0.669	G3					F8				3	0	1	0	1	0	3	
13 Asdrubal Cabrera, S OBP: 0.294, SLG: 0.429 3 Michael Taylor, R OBP: 0.253, SLG: 0.432 28 Kurt Suzuki, R OBP: 0.339, SLG: 0.372	L8			P6			K			3	0	1	0	0	0	1	
9 Eric Thames, L OBP: 0.296, SLG: 0.325		K			L8		K			3	0	0	0	0	2	2	
27 Brock Holt, L OBP: 0.291, SLG: 0.271		K			CS		F7			2	1	0	0	1	1	1	
10 Yan Gomes, R OBP: 0.300, SLG: 0.435						K	G6-3			3	0	0	0	0	1	2	
62 Luis Garcia Jr., L OBP: 0.330, SLG: 0.415			G3							3	0	2	0	0	0	0	
8 Carter Kieboom, R OBP: 0.351, SLG: 0.217 29 Yadiel Hernandez, L OBP: 0.125, SLG: 0.250			G5-3			FC6-4				2	0	0	0	0	0	2	
17 Andrew Stevenson, L OBP: 0.438, SLG: 0.250										2	0	1	0	1	0	2	
<b>Inning Stats</b>	R: 0 H: 0 E: 0 K: 0 S: 8	H: 0 LOB: 0 BB: 0 P: 12	R: 0 H: 0 E: 0 K: 2 S: 7	H: 0 LOB: 0 BB: 0 P: 11	R: 0 H: 1 E: 0 K: 0 S: 10	H: 1 LOB: 1 BB: 0 P: 13	R: 0 H: 1 E: 0 K: 0 S: 10	H: 1 LOB: 0 BB: 0 P: 17	R: 1 H: 2 E: 0 K: 1 S: 17	H: 2 LOB: 3 BB: 2 P: 29	R: 0 H: 1 E: 0 K: 1 S: 16	H: 1 LOB: 1 BB: 0 P: 18	R: 0 H: 2 E: 0 K: 1 S: 15	H: 2 LOB: 3 BB: 1 P: 22			
<b>PITCHER</b>	IP WLS BF H R ER SO BB IBB HBP BLK WP HR S P ERA WHIP																
22 Sandy Alcantara, R ERA: 3.12	6.0 W 24 5 1 1 4 2 0 0 0 0 0 0 68 100 1.50 1.167																
27 Brandon Kintzler, R ERA: 2.53	1.0 S 6 2 0 0 1 0 1 0 0 0 0 0 15 22 0.00 2.000																

AB	27
R	1
H	7
RBI	1
BB	3
SO	5
LOB	19



1B:	5	SF:	0
2B:	2	SAC:	0
3B:	0	DP:	0
HR:	0	HBP:	0
WP:	0	PA:	31
SB:	0		
CS:	1		

Batter	1	2	3	4	5	6	7	8	9	AB	R	H	RBI	BB	SO	LOB	BOTTOM
23 Corey Dickerson, L OBP: 0.314, SLG: 0.412			G5-3			P6				3	1	1	0	0	0	0	<b>Washington Nationals @ Miami Marlins</b> Marlins Park, Miami, FL Sun Sep 20 2020, 1:11 PM - 3:46 PM EDT Roof Closed - 72 F
24 Jesus Aguilar, R OBP: 0.348, SLG: 0.444					F9		F8			3	0	0	0	0	1	1	
26 Garrett Cooper, R OBP: 0.381, SLG: 0.533					L7					3	0	1	0	0	1	0	
15 Brian Anderson, R OBP: 0.364, SLG: 0.483										3	0	0	0	0	2	2	
7 Matt Joyce, L OBP: 0.352, SLG: 0.346 4 Monte Harrison, R OBP: 0.217, SLG: 0.238										3	0	2	0	0	0	1	
19 Miguel Rojas, R OBP: 0.429, SLG: 0.563										0	1	0	0	0	0	0	
5 Jon Berti, R OBP: 0.362, SLG: 0.357										2	0	0	0	1	0	3	
25 Lewis Brinson, R OBP: 0.311, SLG: 0.447 6 Starling Marte, F OBP: 0.351, SLG: 0.441										2	0	0	0	0	1	2	
3B Jorge Alfaro, R OBP: 0.282, SLG: 0.367										1	0	0	0	0	0	2	
<b>Inning Stats</b>	R: 1 H: 2 E: 1 K: 2 S: 19	H: 2 LOB: 2 BB: 0 P: 29	R: 0 H: 0 E: 0 K: 1 S: 9	H: 0 LOB: 0 BB: 0 P: 13	R: 0 H: 0 E: 0 K: 0 S: 12	H: 0 LOB: 0 BB: 0 P: 16	R: 0 H: 2 E: 0 K: 2 S: 18	H: 2 LOB: 2 BB: 0 P: 27	R: 0 H: 0 E: 0 K: 0 S: 7	H: 0 LOB: 0 BB: 0 P: 10	R: 1 H: 1 E: 1 K: 2 S: 16	H: 1 LOB: 3 BB: 2 P: 27	R: 0 H: 0 E: 0 K: 1 S: 15	H: 0 LOB: 0 BB: 0 P: 22			
<b>PITCHER</b>	IP WLS BF H R ER SO BB IBB HBP BLK WP HR S P ERA WHIP																
31 Max Scherzer, R ERA: 3.67	5.2 L 26 5 2 0 0 1 0 0 0 0 0 0 78 119 0.00 1.059																
36 Will Harris, R ERA: 3.66	0.1 1 0 0 0 1 0 0 0 0 0 0 3 3 0.00 0.000																

AB	25
R	2
H	5
RBI	0
BB	2
SO	7
LOB	14



1B:	5	SF:	0
2B:	0	SAC:	0
3B:	0	DP:	0
HR:	0	HBP:	0
WP:	1	PA:	27
SB:	0		
CS:	0		







Batter	1	2	3	4	5	6	7	8	9	AB	R	H	RBI	BB	SO	LOB	TOP										
40 Adam Haseley, L OBP: 0.354, SLG: 0.356	G5-3		G1-6-3														4 0 1 0 0 1 2										
3 Bryce Harper, L OBP: 0.399, SLG: 0.509	K			G5-3	K												4 0 0 0 0 3 1										
28 Alec Bohm, R OBP: 0.399, SLG: 0.496																	2 0 1 0 1 0 0										
18 Didi Gregorius, L OBP: 0.345, SLG: 0.492	CS																4 0 1 0 0 3 1										
2 Jean Segura, R OBP: 0.354, SLG: 0.426																	3 0 0 0 1 2 3										
9 Jay Bruce, L OBP: 0.270, SLG: 0.530																	4 0 1 0 0 1 3										
5 Andrew Knapp, S OBP: 0.446, SLG: 0.466																	2 0 0 0 2 0 1										
4 Scott Kingery, R OBP: 0.229, SLG: 0.253																	3 0 1 0 1 1 1										
24 Roman Quinn, S OBP: 0.262, SLG: 0.327																	1 0 0 0 0 1 1										
16 Mickey Moniak, L OBP: 0.400, SLG: 0.182																	2 1 1 0 1 1 2										
<b>Inning Stats</b>	R: 0 H: 0 E: 0 K: 1 S: 11	H: 0 LOB: 0 BB: 1 P: 21	R: 0 H: 1 E: 0 K: 1 S: 9	H: 1 LOB: 1 BB: 1 P: 16	R: 0 H: 0 E: 0 K: 1 S: 12	H: 0 LOB: 0 BB: 1 P: 19	R: 0 H: 2 E: 0 K: 1 S: 13	H: 2 LOB: 2 BB: 0 P: 21	R: 1 H: 1 E: 0 K: 2 S: 14	H: 1 LOB: 1 BB: 1 P: 28	R: 0 H: 0 E: 0 K: 2 S: 10	H: 0 LOB: 1 BB: 0 P: 16	R: 0 H: 1 E: 0 K: 1 S: 10	H: 1 LOB: 1 BB: 1 P: 18	R: 0 H: 0 E: 0 K: 2 S: 10	H: 0 LOB: 0 BB: 0 P: 14	R: 0 H: 1 E: 0 K: 2 S: 11	H: 1 LOB: 2 BB: 1 P: 18	1B: 5 2B: 1 3B: 0 HR: 0	SF: 0 SAC: 0 DP: 2 HBP: 1	WP: 0 PB: 0 SB: 0 CS: 2	PA: 37					
<b>PITCHER</b>	IP	WLS	BF	H	R	ER	SO	BB	IBB	HBP	BLK	WP	HR	S	P	ERA	WHIP										
19 Anibal Sánchez, R ERA: 6.8	5.0	W	20	4	1	1	6	4	0	0	1	0	0	59	105	1.80	1.600										
51 Wander Suero, R ERA: 3.68	1.0	H	4	0	0	0	2	0	0	1	0	0	0	10	16	0.00	0.000										
67 Kyle Finnegan, R ERA: 3.22	1.0	H	4	1	0	0	1	1	0	0	0	0	0	10	18	0.00	2.000										
36 Will Harris, R ERA: 3.45	1.0		3	0	0	0	2	0	0	0	0	0	0	10	14	0.00	0.000										
44 Daniel Hudson, R ERA: 6.75	1.0		5	1	0	0	2	1	0	0	0	0	0	11	18	0.00	2.000										

Philadelphia Phillies @ Washington Nationals  
 Nationals Park, Washington, DC  
 Mon Sep 21 2020, 6:06 PM - 9:52 PM EDT  
 Clear - 64 F

AB	29
R	1
H	6
RBI	0
BB	6
SO	13
LOB	15



Batter	1	2	3	4	5	6	7	8	9	AB	R	H	RBI	BB	SO	LOB	BOTTOM										
17 Andrew Stevenson, L OBP: 0.409, SLG: 0.389																	5 1 1 0 0 2 4										
7 Trea Turner, R OBP: 0.391, SLG: 0.575																	4 1 1 0 0 1 2										
22 Juan Soto, L OBP: 0.477, SLG: 0.674																	2 1 0 0 2 0 1										
13 Asdrúbal Cabrera, S OBP: 0.311, SLG: 0.459																	3 2 2 1 1 1 1										
27 Brock Holt, L OBP: 0.301, SLG: 0.284																	4 0 2 1 0 0 3										
28 Kurt Suzuki, R OBP: 0.347, SLG: 0.406																	3 0 0 0 1 1 4										
62 Luis García Jr., L OBP: 0.325, SLG: 0.414																	4 0 0 1 0 1 4										
8 Carter Kieboom, R OBP: 0.344, SLG: 0.212																	2 0 0 0 0 2 0										
5 Josh Harrison, R OBP: 0.329, SLG: 0.443																	1 0 0 0 0 1 0										
16 Victor Robles, R OBP: 0.303, SLG: 0.333																	3 0 1 0 1 1 0										
<b>Inning Stats</b>	R: 2 H: 2 E: 0 K: 1 S: 18	H: 2 LOB: 2 BB: 2 P: 34	R: 0 H: 1 E: 1 K: 3 S: 14	H: 1 LOB: 1 BB: 0 P: 20	R: 0 H: 0 E: 0 K: 1 S: 10	H: 0 LOB: 1 BB: 1 P: 15	R: 0 H: 0 E: 0 K: 2 S: 8	H: 0 LOB: 0 BB: 0 P: 12	R: 0 H: 0 E: 0 K: 0 S: 4	H: 0 LOB: 0 BB: 0 P: 8	R: 1 H: 2 E: 0 K: 1 S: 19	H: 2 LOB: 3 BB: 1 P: 35	R: 2 H: 2 E: 1 K: 1 S: 19	H: 2 LOB: 1 BB: 1 P: 33	R: 0 H: 0 E: 0 K: 1 S: 8	H: 0 LOB: 0 BB: 0 P: 15	1B: 6 2B: 1 3B: 0 HR: 0	SF: 0 SAC: 0 DP: 0 HBP: 1	WP: 0 PB: 0 SB: 3 CS: 0	PA: 37							
<b>PITCHER</b>	IP	WLS	BF	H	R	ER	SO	BB	IBB	HBP	BLK	WP	HR	S	P	ERA	WHIP										
45 Zack Wheeler, R ERA: 2.67	5.2	L	26	5	3	2	7	3	0	1	0	0	0	69	113	3.18	1.412										
53 Blake Parker, R ERA: 2.51	0.2		6	2	2	1	1	2	0	0	0	0	0	15	31	13.50	6.000										
60 Ramón Rosso, R ERA: 6.52	1.2		5	0	0	0	2	0	0	0	0	0	0	16	28	0.00	0.000										

Philadelphia Phillies @ Washington Nationals  
 Nationals Park, Washington, DC  
 Mon Sep 21 2020, 6:06 PM - 9:52 PM EDT  
 Clear - 64 F

AB	31
R	5
H	7
RBI	3
BB	5
SO	10
LOB	19









Batter	1	2	3	4	5	6	7	8	9	AB	R	H	RBI	BB	SO	LOB	TOP			
22 Andrew McCutchen, R OBP: 0.319, SLG: 0.392										4	1	1	0	1	1	3	Philadelphia Phillies @ Washington Nationals Nationals Park, Washington, DC Tue Sep 22 2020, 6:02 PM - 9:26 PM EDT Clear - 70 F			
28 Alec Bohm, R OBP: 0.404, SLG: 0.489										3	1	2	0	2	1	1				
3 Bryce Harper, L OBP: 0.398, SLG: 0.494										3	0	0	0	2	1	4				
10 J.T. Realmuto, R OBP: 0.358, SLG: 0.519										5	0	2	1	0	2	6				
18 Didi Gregorius, L OBP: 0.342, SLG: 0.492										5	1	2	2	0	0	8				
2 Jean Segura, R OBP: 0.347, SLG: 0.440										3	0	1	0	1	0	1				
5 Andrew Knapp, S OBP: 0.436, SLG: 0.452										4	1	1	1	0	2	3				
4 Scott Kingery, R OBP: 0.231, SLG: 0.286										3	1	1	1	0	1	1				
9 Jay Bruce, L OBP: 0.268, SLG: 0.506										1	0	0	0	0	0	0				
8 Phil Gosselin, R OBP: 0.337, SLG: 0.420										0	1	0	0	0	0	0				
24 Roman Quinn, S OBP: 0.273, SLG: 0.330										2	1	1	1	0	1	0				
<b>Inning Stats</b>	R: 0 H: 1 E: 0 K: 2 S: 10	H: 1 LOB: 1 BB: 0 P: 19	R: 2 H: 3 E: 0 K: 0 S: 14	H: 3 LOB: 1 BB: 0 P: 22	R: 0 H: 2 E: 0 K: 0 S: 7	H: 2 LOB: 1 BB: 0 P: 12	R: 1 H: 1 E: 0 K: 2 S: 10	H: 1 LOB: 0 BB: 2 P: 13	R: 2 H: 2 E: 0 K: 2 S: 17	H: 2 LOB: 2 BB: 2 P: 31	R: 1 H: 1 E: 0 K: 2 S: 16	H: 1 LOB: 0 BB: 0 P: 28	R: 0 H: 1 E: 0 K: 0 S: 8	H: 1 LOB: 0 BB: 0 P: 14	R: 1 H: 0 E: 1 K: 1 S: 14	H: 0 LOB: 3 BB: 2 P: 25	1B: 8 2B: 2 3B: 0 HR: 1	SF: 0 SAC: 1 DP: 2 HBP: 1	WP: 0 PB: 0 SB: 1 CS: 0	PA: 41
<b>PITCHER</b>	IP WLS BF H R ER SO BB IBB HBP BLK WP HR S P ERA WHIP	IP WLS BF H R ER SO BB IBB HBP BLK WP HR S P ERA WHIP	IP WLS BF H R ER SO BB IBB HBP BLK WP HR S P ERA WHIP	IP WLS BF H R ER SO BB IBB HBP BLK WP HR S P ERA WHIP	IP WLS BF H R ER SO BB IBB HBP BLK WP HR S P ERA WHIP	IP WLS BF H R ER SO BB IBB HBP BLK WP HR S P ERA WHIP	IP WLS BF H R ER SO BB IBB HBP BLK WP HR S P ERA WHIP	IP WLS BF H R ER SO BB IBB HBP BLK WP HR S P ERA WHIP	IP WLS BF H R ER SO BB IBB HBP BLK WP HR S P ERA WHIP	IP WLS BF H R ER SO BB IBB HBP BLK WP HR S P ERA WHIP	IP WLS BF H R ER SO BB IBB HBP BLK WP HR S P ERA WHIP	IP WLS BF H R ER SO BB IBB HBP BLK WP HR S P ERA WHIP	IP WLS BF H R ER SO BB IBB HBP BLK WP HR S P ERA WHIP	IP WLS BF H R ER SO BB IBB HBP BLK WP HR S P ERA WHIP	IP WLS BF H R ER SO BB IBB HBP BLK WP HR S P ERA WHIP	IP WLS BF H R ER SO BB IBB HBP BLK WP HR S P ERA WHIP	IP WLS BF H R ER SO BB IBB HBP BLK WP HR S P ERA WHIP			
52 Paolo Espino, R ERA: 6.75	(1, 1)	4.0	18	7	3	3	4	0	0	0	0	0	0	0	0	0	6.75	1.750		
61 Kyle McGowin, R ERA: 2.25	(5, 1)	0.2	4	1	2	2	1	1	0	0	0	0	0	0	0	12	20	27.00	3.000	
51 Wander Suero, R ERA: 3.91	(5, 1)	1.0	H	8	1	1	3	3	0	1	0	0	0	0	0	15	31	9.00	4.000	
67 Kyle Finnegan, R ERA: 3.04	(6, 1)	1.1	B	5	2	0	0	0	0	0	0	0	0	0	0	14	22	0.00	1.500	
44 Daniel Hudson, R ERA: 6.41	(8, 1)	1.0	W	6	0	1	0	1	2	0	0	0	0	0	0	14	25	0.00	2.000	

Batter	1	2	3	4	5	6	7	8	9	AB	R	H	RBI	BB	SO	LOB	BOTTOM			
17 Andrew Stevenson, L OBP: 0.414, SLG: 0.520										4	1	2	2	0	0	0	Philadelphia Phillies @ Washington Nationals Nationals Park, Washington, DC Tue Sep 22 2020, 6:02 PM - 9:26 PM EDT Clear - 70 F			
7 Trea Turner, R OBP: 0.397, SLG: 0.583										3	1	2	0	1	0	0				
22 Juan Soto, L OBP: 0.480, SLG: 0.683										3	1	1	3	1	2	3				
28 Kurt Suzuki, R OBP: 0.344, SLG: 0.400										4	0	1	0	0	1	4				
27 Brock Holt, L OBP: 0.289, SLG: 0.284										4	0	0	0	0	2	2				
62 Luis Garcia Jr., L OBP: 0.314, SLG: 0.398										4	1	0	0	0	1	2				
9 Eric Thames, L OBP: 0.302, SLG: 0.320										2	1	0	0	1	1	0				
29 Yadiel Hernandez, L OBP: 0.250, SLG: 0.667										4	2	2	3	0	0	1				
3 Michael Taylor, R OBP: 0.256, SLG: 0.469										3	1	1	0	0	1	1				
<b>Inning Stats</b>	R: 0 H: 1 E: 0 K: 1 S: 7	H: 0 LOB: 0 BB: 0 P: 11	R: 0 H: 0 E: 0 K: 1 S: 8	H: 0 LOB: 0 BB: 0 P: 13	R: 4 H: 5 E: 0 K: 0 S: 17	H: 5 LOB: 1 BB: 0 P: 25	R: 2 H: 2 E: 0 K: 2 S: 14	H: 2 LOB: 2 BB: 2 P: 30	R: 0 H: 0 E: 0 K: 1 S: 10	H: 0 LOB: 1 BB: 0 P: 16	R: 0 H: 0 E: 0 K: 0 S: 7	H: 0 LOB: 0 BB: 0 P: 8	R: 0 H: 0 E: 0 K: 2 S: 11	H: 0 LOB: 1 BB: 1 P: 18	R: 2 H: 1 E: 0 K: 1 S: 5	H: 1 LOB: 0 BB: 0 P: 10		1B: 3 2B: 3 3B: 1 HR: 2	SF: 0 SAC: 0 DP: 0 HBP: 1	WP: 0 PB: 1 SB: 2 CS: 0
<b>PITCHER</b>	IP WLS BF H R ER SO BB IBB HBP BLK WP HR S P ERA WHIP	IP WLS BF H R ER SO BB IBB HBP BLK WP HR S P ERA WHIP	IP WLS BF H R ER SO BB IBB HBP BLK WP HR S P ERA WHIP	IP WLS BF H R ER SO BB IBB HBP BLK WP HR S P ERA WHIP	IP WLS BF H R ER SO BB IBB HBP BLK WP HR S P ERA WHIP	IP WLS BF H R ER SO BB IBB HBP BLK WP HR S P ERA WHIP	IP WLS BF H R ER SO BB IBB HBP BLK WP HR S P ERA WHIP	IP WLS BF H R ER SO BB IBB HBP BLK WP HR S P ERA WHIP	IP WLS BF H R ER SO BB IBB HBP BLK WP HR S P ERA WHIP	IP WLS BF H R ER SO BB IBB HBP BLK WP HR S P ERA WHIP	IP WLS BF H R ER SO BB IBB HBP BLK WP HR S P ERA WHIP	IP WLS BF H R ER SO BB IBB HBP BLK WP HR S P ERA WHIP	IP WLS BF H R ER SO BB IBB HBP BLK WP HR S P ERA WHIP	IP WLS BF H R ER SO BB IBB HBP BLK WP HR S P ERA WHIP	IP WLS BF H R ER SO BB IBB HBP BLK WP HR S P ERA WHIP	IP WLS BF H R ER SO BB IBB HBP BLK WP HR S P ERA WHIP				
41 David Hale, R ERA: 3.71	(1, 1)	1.0	4	1	0	0	1	0	0	0	0	0	0	0	0	0	0.00	1.000		
46 Adam Morgan, L ERA: 4.25	(2, 1)	1.1	4	0	0	0	1	0	0	0	0	0	0	0	0	11	16	0.00	0.000	
31 David Phelps, R ERA: 6.53	(3, 1)	0.0	3	3	1	1	0	0	0	0	0	0	0	0	0	5	8	∞	∞	
79 JoJo Romero, L ERA: 7.84	(3, 1)	0.2	B	6	3	5	5	0	1	0	0	0	0	0	0	1	13	25	67.50	6.000
96 Tommy Hunter, R ERA: 3.51	(4, 1)	2.0	9	1	0	0	3	1	0	1	0	0	0	0	0	20	35	0.00	1.000	
<b>PITCHER</b>	IP WLS BF H R ER SO BB IBB HBP BLK WP HR S P ERA WHIP	IP WLS BF H R ER SO BB IBB HBP BLK WP HR S P ERA WHIP	IP WLS BF H R ER SO BB IBB HBP BLK WP HR S P ERA WHIP	IP WLS BF H R ER SO BB IBB HBP BLK WP HR S P ERA WHIP	IP WLS BF H R ER SO BB IBB HBP BLK WP HR S P ERA WHIP	IP WLS BF H R ER SO BB IBB HBP BLK WP HR S P ERA WHIP	IP WLS BF H R ER SO BB IBB HBP BLK WP HR S P ERA WHIP	IP WLS BF H R ER SO BB IBB HBP BLK WP HR S P ERA WHIP	IP WLS BF H R ER SO BB IBB HBP BLK WP HR S P ERA WHIP	IP WLS BF H R ER SO BB IBB HBP BLK WP HR S P ERA WHIP	IP WLS BF H R ER SO BB IBB HBP BLK WP HR S P ERA WHIP	IP WLS BF H R ER SO BB IBB HBP BLK WP HR S P ERA WHIP	IP WLS BF H R ER SO BB IBB HBP BLK WP HR S P ERA WHIP	IP WLS BF H R ER SO BB IBB HBP BLK WP HR S P ERA WHIP	IP WLS BF H R ER SO BB IBB HBP BLK WP HR S P ERA WHIP	IP WLS BF H R ER SO BB IBB HBP BLK WP HR S P ERA WHIP				
50 Héctor Neris, R ERA: 4.12	(6, 1)	2.0	7	0	0	0	2	1	0	0	0	0	0	0	0	0	0.00	0.500		
44 Brandon Workman, R ERA: 5.95	(8, 1)	0.1	L	2	1	2	1	1	0	0	0	0	0	0	0	1	5	10	27.00	3.000







Batter	1	2	3	4	5	6	7	8	9	AB	R	H	RBI	BB	SO	LOB	TOP					
6 Jeff McNeil, L (1, 9) OBP: 0.393, SLG: 0.469	F7		L8		F7	G4-3		F7		5	0	0	0	0	0	2						
28 J.D. Davis, R (1, 10) OBP: 0.374, SLG: 0.400	G4-3		L9		K		G4-3		FC3-6	5	0	2	0	0	1	0						
2 Dominic Smith, L (1, 7) OBP: 0.383, SLG: 0.626	G4-3								FC3-6	5	0	3	0	0	0	2						
20 Pete Alonso, R (1, 3) 9 Brandon Nimmo, L (9, 9) OBP: 0.406, SLG: 0.494										4	0	1	0	1	1	3						
24 Robinson Canó, L (1, 4) 60 Andrés Giménez, L (9, PR) OBP: 0.336, SLG: 0.402	G1-3									0	0	0	0	0	0	0						
21 Todd Frazier, R (1, 5) OBP: 0.311, SLG: 0.396										4	0	1	0	1	0	3						
1 Amed Rosario, R (1, 6) OBP: 0.288, SLG: 0.351										3	0	0	0	1	1	4						
15 Guillermo Heredia, R (1, 8) OBP: 0.276, SLG: 0.308										4	1	1	0	0	1	4						
26 Robinson Chirinos, R (1, 2) OBP: 0.241, SLG: 0.254										4	1	2	3	0	1	2						
Inning Stats	R: 0 E: 0 K: 0 S: 12	H: 1 LOB: 2 BB: 1 P: 22	R: 0 E: 1 K: 0 S: 7	H: 1 LOB: 1 BB: 0 P: 9	R: 0 E: 0 K: 1 S: 10	H: 1 LOB: 1 BB: 0 P: 15	R: 0 E: 0 K: 0 S: 7	H: 0 LOB: 0 BB: 0 P: 8	R: 2 E: 0 K: 1 S: 12	H: 3 LOB: 1 BB: 0 P: 18	R: 1 E: 0 K: 0 S: 10	H: 2 LOB: 2 BB: 1 P: 17	R: 0 E: 0 K: 1 S: 13	H: 2 LOB: 3 BB: 1 P: 24	R: 0 E: 0 K: 2 S: 11	H: 0 LOB: 0 BB: 0 P: 14	R: 0 E: 0 K: 0 S: 17	H: 2 LOB: 3 BB: 0 P: 25	1B: 8 2B: 3 3B: 0 HR: 1	SF: 0 SAC: 0 DP: 1 HBP: 0	WP: 1 PB: 0 SB: 1 CS: 0	PA: 42
PITCHER	IP	WLS	BF	H	R	ER	SO	BB	IBB	HBP	BLK	WP	HR	S	P	ERA	WHIP					
46 Patrick Corbin, L (1, 1) ERA: 4.66	7.0	L	34	10	3	3	3	3	0	0	0	0	1	71	113	3.86	1.857					
67 Kyle Finnegan, R (8, 1) ERA: 2.92	1.0		3	0	0	0	2	0	0	0	0	0	0	11	14	0.00	0.000					
36 Will Harris, R (9, 1) ERA: 3.24	1.0	S	5	2	0	0	0	0	0	0	0	1	0	17	25	0.00	2.000					

**New York Mets @ Washington Nationals**  
 Nationals Park, Washington, DC  
 Thu Sep 24 2020, 6:05 PM - 9:20 PM EDT  
 Partly Cloudy - 70 F

AB	39
R	3
H	12
RBI	3
BB	3
SO	5
LOB	24



Batter	1	2	3	4	5	6	7	8	9	AB	R	H	RBI	BB	SO	LOB	BOTTOM					
7 Trea Turner, R (1, 6) OBP: 0.394, SLG: 0.575	F9		K			L5				3	0	0	0	1	1	0						
22 Juan Soto, L (1, 9) OBP: 0.497, SLG: 0.703	G4-3									3	0	1	0	1	0	1						
28 Kurt Suzuki, R (1, 10) OBP: 0.333, SLG: 0.385	G1-3									4	1	0	0	0	0	3						
10 Yan Gomes, R (1, 2) OBP: 0.297, SLG: 0.427										4	0	0	0	0	0	2						
5 Josh Harrison, R (1, 5) 17 Andrew Stevenson, L (9, PH) OBP: 0.338, SLG: 0.429 OBP: 0.412, SLG: 0.567										2	0	2	1	0	0	0						
18 Jake Noll, R (1, 3) 9 Eric Thames, L (9, PH) OBP: 0.357, SLG: 0.429 OBP: 0.300, SLG: 0.317										1	1	1	0	0	0	0						
3 Michael Taylor, R (1, 7) 29 Yadiel Hernandez, L (9, PH) OBP: 0.250, SLG: 0.563										3	0	1	0	0	1	2						
62 Luis García Jr., L (1, 4) OBP: 0.297, SLG: 0.376										4	0	0	0	0	1	2						
16 Victor Robles, R (1, 8) OBP: 0.293, SLG: 0.321										3	0	0	0	0	1	0						
Inning Stats	R: 0 E: 0 K: 0 S: 7	H: 0 LOB: 0 BB: 0 P: 10	R: 0 E: 0 K: 1 S: 10	H: 1 LOB: 1 BB: 0 P: 16	R: 0 E: 0 K: 2 S: 11	H: 0 LOB: 0 BB: 0 P: 17	R: 1 E: 0 K: 0 S: 15	H: 1 LOB: 1 BB: 1 P: 22	R: 0 E: 0 K: 0 S: 7	H: 0 LOB: 0 BB: 0 P: 10	R: 0 E: 0 K: 0 S: 9	H: 1 LOB: 1 BB: 0 P: 18	R: 0 E: 0 K: 1 S: 9	H: 1 LOB: 0 BB: 0 P: 14	R: 0 E: 0 K: 1 S: 17	H: 0 LOB: 1 BB: 1 P: 26	R: 1 E: 0 K: 1 S: 16	H: 2 LOB: 1 BB: 0 P: 20	1B: 4 2B: 2 3B: 0 HR: 0	SF: 0 SAC: 0 DP: 0 HBP: 1	WP: 1 PB: 0 SB: 0 CS: 0	PA: 35
PITCHER	IP	WLS	BF	H	R	ER	SO	BB	IBB	HBP	BLK	WP	HR	S	P	ERA	WHIP					
77 David Peterson, L (1, 1) ERA: 3.44	7.0	W	26	4	1	1	4	1	0	1	0	0	0	68	107	1.29	0.714					
38 Justin Wilson, L (8, 1) ERA: 3.69	1.0	H	4	0	0	0	1	1	0	0	0	0	0	17	26	0.00	1.000					
39 Edwin Díaz, R (9, 1) ERA: 1.8	1.0	S	5	2	1	1	1	0	0	0	0	0	0	16	20	9.00	2.000					

**New York Mets @ Washington Nationals**  
 Nationals Park, Washington, DC  
 Thu Sep 24 2020, 6:05 PM - 9:20 PM EDT  
 Partly Cloudy - 70 F

AB	32
R	2
H	6
RBI	2
SO	6
LOB	13





Batter	1	2	3	4	5	6	7	8	9	AB	R	H	RBI	BB	SO	LOB	TOP
9 Brandon Nimmo, L OBP: 0.407, SLG: 0.494										4	0	2	0	0	2	0	<b>New York Mets @ Washington Nationals</b> Nationals Park, Washington, DC Sat Sep 26 2020, 3:07 PM - 5:44 PM EDT Cloudy - 70 F
6 Jeff McNeil, L OBP: 0.390, SLG: 0.464										4	0	1	0	0	0	2	
28 J.D. Davis, R OBP: 0.367, SLG: 0.392										4	0	0	0	0	2	4	
2 Dominic Smith, L OBP: 0.377, SLG: 0.616										3	0	0	0	0	0	1	
24 Robinson Cano, L OBP: 0.352, SLG: 0.545										3	0	1	0	0	0	0	
15 Guillermo Heredia, R OBP: 0.276, SLG: 0.399										0	0	0	0	0	0	0	
20 Pete Alonso, R OBP: 0.312, SLG: 0.433										2	0	1	0	1	0	0	
Andrés Giménez, L OBP: 0.333, SLG: 0.398										0	0	0	0	0	0	0	
1 Amed Rosario, R OBP: 0.271, SLG: 0.375										3	1	1	1	0	2	4	
13 Luis Guillorme, L OBP: 0.426, SLG: 0.412										2	1	0	0	1	2	3	
40 Wilson Ramos, R OBP: 0.296, SLG: 0.388										3	1	1	2	0	0	0	
<b>Inning Stats</b>	R: 0 E: 0 K: 1 S: 9	H: 1 LOB: 0 BB: 0 P: 12	R: 0 E: 0 K: 1 S: 12	H: 1 LOB: 1 BB: 0 P: 15	R: 2 E: 1 K: 1 S: 16	H: 1 LOB: 1 BB: 1 P: 25	R: 1 E: 0 K: 1 S: 14	H: 1 LOB: 0 BB: 0 P: 22	R: 0 E: 0 K: 2 S: 11	H: 1 LOB: 3 BB: 1 P: 19	R: 0 E: 0 K: 1 S: 10	H: 1 LOB: 1 BB: 0 P: 15					
<b>PITCHER</b>	IP WLS BF H R ER SO BB IBB HBP BLK WP HR S P ERA WHIP																
31 Max Scherzer, R ERA: 3.74	6.0 W 26 6 3 3 7 2 0 0 0 1 2 74 109 4.50 1.333																
36 Will Harris, R ERA: 3.06	1.0 S 4 1 0 0 1 0 0 0 0 0 0 10 15 0.00 1.000																

AB 28  
R 3  
H 7  
RBI 3  
BB 2  
SO 8  
LOB 14



WP: 1 PA: 30  
PB: 0  
SB: 0  
CS: 0  
1B: 4 SF: 0  
2B: 1 SAC: 0  
3B: 0 DP: 1  
HR: 2 HBP: 0

Batter	1	2	3	4	5	6	7	8	9	AB	R	H	RBI	BB	SO	LOB	BOTTOM
17 Andrew Stevenson, L OBP: 0.432, SLG: 0.758										3	2	2	2	0	0	0	<b>New York Mets @ Washington Nationals</b> Nationals Park, Washington, DC Sat Sep 26 2020, 3:07 PM - 5:44 PM EDT Cloudy - 70 F
7 Trea Turner, R OBP: 0.390, SLG: 0.567										3	0	0	0	0	1	0	
22 Juan Soto, L OBP: 0.484, SLG: 0.693										2	0	0	0	1	1	0	
29 Yadiel Hernandez, L OBP: 0.211, SLG: 0.474										3	0	0	0	0	3	1	
27 Brock Holt, L OBP: 0.289, SLG: 0.276										2	2	1	0	1	0	0	
10 Yan Gomes, R OBP: 0.316, SLG: 0.443										3	0	3	0	0	0	0	
62 Luis García Jr., L OBP: 0.298, SLG: 0.370										2	0	0	0	1	2	3	
5 Josh Harrison, R OBP: 0.325, SLG: 0.411										3	0	0	1	0	2	3	
16 Victor Robles, R OBP: 0.289, SLG: 0.315										3	0	0	0	0	3	1	
<b>Inning Stats</b>	R: 0 E: 0 K: 1 S: 10	H: 0 LOB: 0 BB: 0 P: 13	R: 0 E: 0 K: 2 S: 13	H: 1 LOB: 1 BB: 0 P: 17	R: 1 E: 0 K: 3 S: 16	H: 1 LOB: 0 BB: 0 P: 25	R: 1 E: 0 K: 2 S: 19	H: 2 LOB: 2 BB: 1 P: 29	R: 1 E: 0 K: 2 S: 20	H: 1 LOB: 1 BB: 1 P: 29	R: 1 E: 0 K: 2 S: 12	H: 1 LOB: 1 BB: 1 P: 22					
<b>PITCHER</b>	IP WLS BF H R ER SO BB IBB HBP BLK WP HR S P ERA WHIP																
48 Jacob deGrom, R ERA: 2.38	5.0 3 3 3 10 2 0 0 0 0 1 1 78 113 5.40 1.400																
50 Miguel Castro, R ERA: 4.01	0.1 L 3 1 1 1 1 1 0 0 0 0 0 8 17 27.00 6.000																
39 Edwin Díaz, R ERA: 1.75	0.2 2 0 0 0 1 0 0 0 0 0 0 4 5 0.00 0.000																

AB 24  
R 4  
H 6  
RBI 3  
BB 3  
SO 12  
LOB 8



WP: 1 PA: 27  
PB: 0  
SB: 0  
CS: 0  
1B: 4 SF: 0  
2B: 0 SAC: 0  
3B: 0 DP: 0  
HR: 2 HBP: 0



Batter	1	2	3	4	5	6	7	8	9	AB	R	H	RBI	BB	SO	LOB	TOP																		
9 Brandon Nimmo, L (1.9) OBP: 0.405, SLG: 0.486	G4-3		G5-3			FC3-5 BB	FC3-5			3	0	0	0	1	0	1	<b>New York Mets @ Washington Nationals</b> Nationals Park, Washington, DC Sat Sep 26 2020, 6:32 PM - 9:07 PM EDT Cloudy - 70 F																		
6 Jeff McNeil, L (1.7) OBP: 0.383, SLG: 0.454	G3			G4-3		FC3-5 20 BB 21 1B	L9			4	1	0	0	0	2																				
24 Robinson Cano, L (1.10) OBP: 0.358, SLG: 0.554	G3-1			20 HR		21 1B	20 BB			3	1	2	0	0	0																				
20 Pete Alonso, R (1.3) OBP: 0.321, SLG: 0.453		13 S				21 1B	21 1B			2	1	2	2	1	0	0																			
21 Todd Frazier, R (1.5) OBP: 0.311, SLG: 0.395	F8			HR		BB				3	0	1	1	0	1	1																			
13 Luis Guillorme, L (1.4) OBP: 0.406, SLG: 0.389	K			F8		1B				3	0	0	0	0	2	4																			
1 Amed Rosario, R (1.6) OBP: 0.266, SLG: 0.367	K									3	0	0	0	0	2	4																			
15 Guillermo Heredia, R (1.8) OBP: 0.250, SLG: 0.276			F8							3	0	0	0	0	1	0																			
26 Robinson Chirinos, R (1.2) OBP: 0.235, SLG: 0.247	F8									2	0	0	0	0	0	0																			
28 J.D. Davis, R (7. PH) OBP: 0.370, SLG: 0.392	F8						9 FC3-5 BB			0	0	0	0	1	0	0																			
<b>Inning Stats</b>	R: 0 H: 0 E: 0 K: 0 S: 9	H: 0 LOB: 0 BB: 0 P: 14	R: 0 H: 1 E: 0 K: 2 S: 11	LOB: 1 BB: 0 P: 17	R: 0 H: 0 E: 0 K: 0 S: 5	H: 0 LOB: 0 BB: 0 P: 8	R: 2 H: 2 E: 0 K: 1 S: 14	H: 2 LOB: 0 BB: 2 P: 22	R: 0 H: 0 E: 0 K: 0 S: 4	H: 0 LOB: 0 BB: 0 P: 6	R: 1 H: 2 E: 0 K: 2 S: 19	H: 2 LOB: 3 BB: 2 P: 33	R: 0 H: 0 E: 0 K: 1 S: 11	H: 0 LOB: 1 BB: 1 P: 18																					
<b>PITCHER</b>	IP	WLS	BF	H	R	ER	SO	BB	IBB	HBP	BLK	WP	HR	S	P	ERA	WHIP	<b>PITCHER</b>	IP	WLS	BF	H	R	ER	SO	BB	IBB	HBP	BLK	WP	HR	S	P	ERA	WHIP
19 Anibal Sánchez, R (1.1) ERA: 6.62	5.1	W	21	4	3	3	3	1	0	0	0	0	1	50	80	5.06	0.938																		
51 Wander Suero, R (6.1) ERA: 3.8	0.2	H	4	1	0	0	2	1	0	0	0	0	0	12	20	0.00	3.000																		
44 Daniel Hudson, R (7.1) ERA: 6.1	1.0	S	4	0	0	0	1	1	0	0	0	0	0	11	18	0.00	1.000																		

AB 26  
R 3  
H 5  
RBI 3  
BB 3  
SO 6  
LOB 12



WP: 0 PA: 29  
PB: 0  
SB: 1  
CS: 0

Batter	1	2	3	4	5	6	7	8	9	AB	R	H	RBI	BB	SO	LOB	BOTTOM																		
17 Andrew Stevenson, L (1.7) OBP: 0.415, SLG: 0.703	1B									4	0	1	0	0	2	4	<b>New York Mets @ Washington Nationals</b> Nationals Park, Washington, DC Sat Sep 26 2020, 6:32 PM - 9:07 PM EDT Cloudy - 70 F																		
7 Trea Turner, R (1.6) OBP: 0.391, SLG: 0.579	F9									4	1	2	1	0	0	1																			
22 Juan Soto, L (1.9) OBP: 0.485, SLG: 0.693	L8									3	1	1	0	1	0	2																			
29 Yadiel Hernandez, L (1.10) OBP: 0.217, SLG: 0.478	K									4	1	1	1	0	1	3																			
27 Brock Holt, L (1.3) OBP: 0.277, SLG: 0.264	K									4	0	0	0	0	1	3																			
28 Kurt Suzuki, R (1.2) OBP: 0.348, SLG: 0.396										2	1	2	1	1	0	0																			
62 Luis García Jr., L (1.4) OBP: 0.291, SLG: 0.362										3	1	0	0	0	1	3																			
5 Josh Harrison, R (1.5) OBP: 0.337, SLG: 0.421										3	0	2	1	0	0	1																			
3 Michael Taylor, R (1.8) OBP: 0.253, SLG: 0.438										2	0	1	1	1	0	2																			
<b>Inning Stats</b>	R: 0 H: 1 E: 0 K: 1 S: 9	H: 2 LOB: 2 BB: 0 P: 14	R: 0 H: 2 E: 0 K: 1 S: 10	H: 2 LOB: 0 BB: 0 P: 14	R: 5 H: 5 E: 1 K: 1 S: 23	H: 5 LOB: 2 BB: 1 P: 40	R: 0 H: 1 E: 0 K: 0 S: 15	H: 1 LOB: 1 BB: 0 P: 25	R: 0 H: 0 E: 0 K: 2 S: 11	H: 0 LOB: 2 BB: 2 P: 23	R: 0 H: 1 E: 0 K: 0 S: 7	H: 1 LOB: 1 BB: 0 P: 9																							
<b>PITCHER</b>	IP	WLS	BF	H	R	ER	SO	BB	IBB	HBP	BLK	WP	HR	S	P	ERA	WHIP	<b>PITCHER</b>	IP	WLS	BF	H	R	ER	SO	BB	IBB	HBP	BLK	WP	HR	S	P	ERA	WHIP
22 Rick Porcello, R (1.1) ERA: 5.64	3.0	L	19	8	5	3	3	1	0	0	0	0	0	15	25	0.00	1.000																		
43 Erasmo Ramírez, R (4.1) ERA: 0.63	1.0		4	1	0	0	0	0	0	0	0	0	0	0	11	23	0.00	2.000																	
68 Dellin Betances, R (5.1) ERA: 5.56	1.0		5	0	0	0	2	2	0	0	0	0	0	7	9	0.00	1.000																		
35 Jared Hughes, R (6.1) ERA: 4.98	1.0		4	1	0	0	0	0	0	0	0	0	0	0	0	0	0.00	1.000																	

AB 29  
R 5  
H 10  
RBI 5  
BB 3  
SO 5  
LOB 19



WP: 1 PA: 32  
PB: 0  
SB: 1  
CS: 0



